AIR SCIENCES INC.

DENVER • PORTLAND

# Baseline Meteorological and Air Quality Data Report Resolution Copper Mining Project

**July 1 – September 30, 2012**

PREPARED FOR:
RESOLUTION COPPER
A MEMBER OF RIO TINTO GROUP

262-1
JANUARY 2013

# CONTENTS PAGE


1.0 Introduction ..... 1
1.1 Location ..... 1
1.2 Monitoring Program Description ..... 3
1.2.1 Meteorological Data ..... 3
1.2.2 $NO_2$ Data ..... 4
1.2.3 $SO_2$ Data ..... 4
1.2.4 $O_3$ Data ..... 5
1.2.5 PM Data ..... 5
2.0 Data Recovery Rates ..... 6
2.1 Data Loss ..... 6
2.1.1 Meteorological Data Loss ..... 6
2.1.2 $NO_2$ Data Loss ..... 7
2.1.3 $SO_2$ Data Loss ..... 7
2.1.4 $O_3$ Data Loss ..... 7
2.1.5 PM Data Loss ..... 7
2.2 Quality Control ..... 8
3.0 Meteorological Data Summary and discussion ..... 10
3.1 Meteorological Data Summary ..... 10
3.2 Meteorological Data Discussion ..... 13
4.0 PM Data Summary and Discussion ..... 14
4.1 East Plant PM Data Summary ..... 14
4.2 West Plant PM Data Summary ..... 15
4.3 PM Data Discussion ..... 15
4.3.1 $PM_{10}$ ..... 15
4.3.2 $PM_{2.5}$ ..... 16
5.0 $NO_2$ Data Summary and Discussion ..... 17
5.1 $NO_2$ Data Summary ..... 17
5.2 $NO_2$ Data Discussion ..... 18
6.0 $SO_2$ Data Summary and Discussion ..... 19
6.1 $SO_2$ Data Summary ..... 19
6.2 $SO_2$ Data Discussion ..... 19
7.0 $O_3$ Data Summary and Discussion ..... 20
7.1 $O_3$ Data Summary ..... 20
7.2 $O_3$ Data Discussion ..... 20

**Tables**

Table 1. Monitoring Station Locations ..... 1
Table 3. Sensors and Heights ..... 3
Table 4. Data Recovery Rates, East Plant and West Plant ..... 6

**Figures**

Figure 1. Resolution Monitoring Stations Locations ..... 2
Figure 2. Dates of Site Checks, Audits and Calibrations ..... 9
Figure 3. Schematic of Meteorological Data Sheets ..... 10
Figure 4. East Plant Meteorological Data Summary ..... 11
Figure 5. West Plant Meteorological Data Summary ..... 12
Figure 6. East Plant Particulate Data ..... 14
Figure 7. West Plant Particulate Data ..... 15
Figure 8. $NO_2$ Maximum Hourly Concentration for Each Calendar Day (2nd and 3rd Quarter 2012) ..... 17
Figure 9. $NO_2$ Hourly Concentrations (2nd and 3rd Quarter 2012) ..... 18
Figure 10. $SO_2$ Maximum Hourly Concentration for Each Calendar Day (2nd and 3rd Quarter 2012) ..... 19
Figure 11. $O_3$ Daily Rolling 8-Hour Maximum, 2012 (2nd and 3rd Quarter 2012) ..... 20

**Appendices**

Appendix A: Frequency Distributions of Winds by Speed, Direction, and Stability
Appendix B: Monthly Wind Speed Frequencies and Instantaneous Daily Maximum Wind Speeds
Appendix C: Meteorological Data - Hourly
Appendix D: $PM_{10}$ and $PM_{2.5}$ Data – Hourly
Appendix E: $NO_2$, $SO_2$, $O_3$ Data – East Plant - Hourly
Appendix F: West Plant Meteorological Site Check Forms
Appendix G: West Plant $PM_{10}$ and $PM_{2.5}$ Site Check Forms and Flow Audits
Appendix H: East Plant Meteorological Site Check Forms
Appendix I: East Plant $PM_{10}$ and $PM_{2.5}$ Site Check Forms and Flow Audits
Appendix J: East Plant $SO_2$, $NO_x$, and $O_3$ Site Check and Audit Forms
Appendix K: Audits and Calibrations
Appendix L: CD

# 1.0 INTRODUCTION

This report summarizes the meteorological, nitrogen dioxide ($NO_2$), ozone ($O_3$), sulfur dioxide ($SO_2$), and particulate matter (PM) data collected at the Resolution Copper Project near Superior, Arizona for the third quarter, July 1 - September 30, 2012. Monitoring was performed in accordance with the *Resolution Copper Mining Monitoring Plan, November 2011* (approved by the Pinal County Air Quality Control District [PCAQCD] on November 15, 2011).

Resolution Copper Mining LLC (RCML) has implemented a meteorological and air quality monitoring program to support several efforts during the pre-feasibility and other mine development phases: environmental assessments, impact analyses, and documents required by the National Environmental Policy Act (NEPA); meteorological and air quality data to be processed and used as input for AERMOD (American Meteorological Society/Environmental Protection Agency Regulatory Model) dispersion modeling; air quality baseline data and AERMOD analyses to be used to support RCML's application to the PCAQCD for air permit(s).

## 1.1 Location

The Resolution Copper Project is located near Superior, Arizona. Currently there are two meteorological and air quality stations. The East Plant station is located at the main project site, east of Superior. The West Plant station is located at RCML's facilities directly north of Superior, Arizona. The topography ranges from hilly to mountainous.

The monitoring station locations are shown in Figure 1 and listed by coordinates in Table 1.

**Table 1. Monitoring Station Locations**

| Parameter | Location | Latitude (Deg) | Longitude (Deg) | Elevation (ft) | Method of Determination |
|---|---|---|---|---|---|
| West Plant | 01S12E35NWSE | 33.2994 | -111.1021 | 2,949 | GPS |
| East Plant | 01S13E32SWNW | 33.3030 | -111.0676 | 4,199 | GPS |

**Figure 1. Resolution Monitoring Stations Locations**

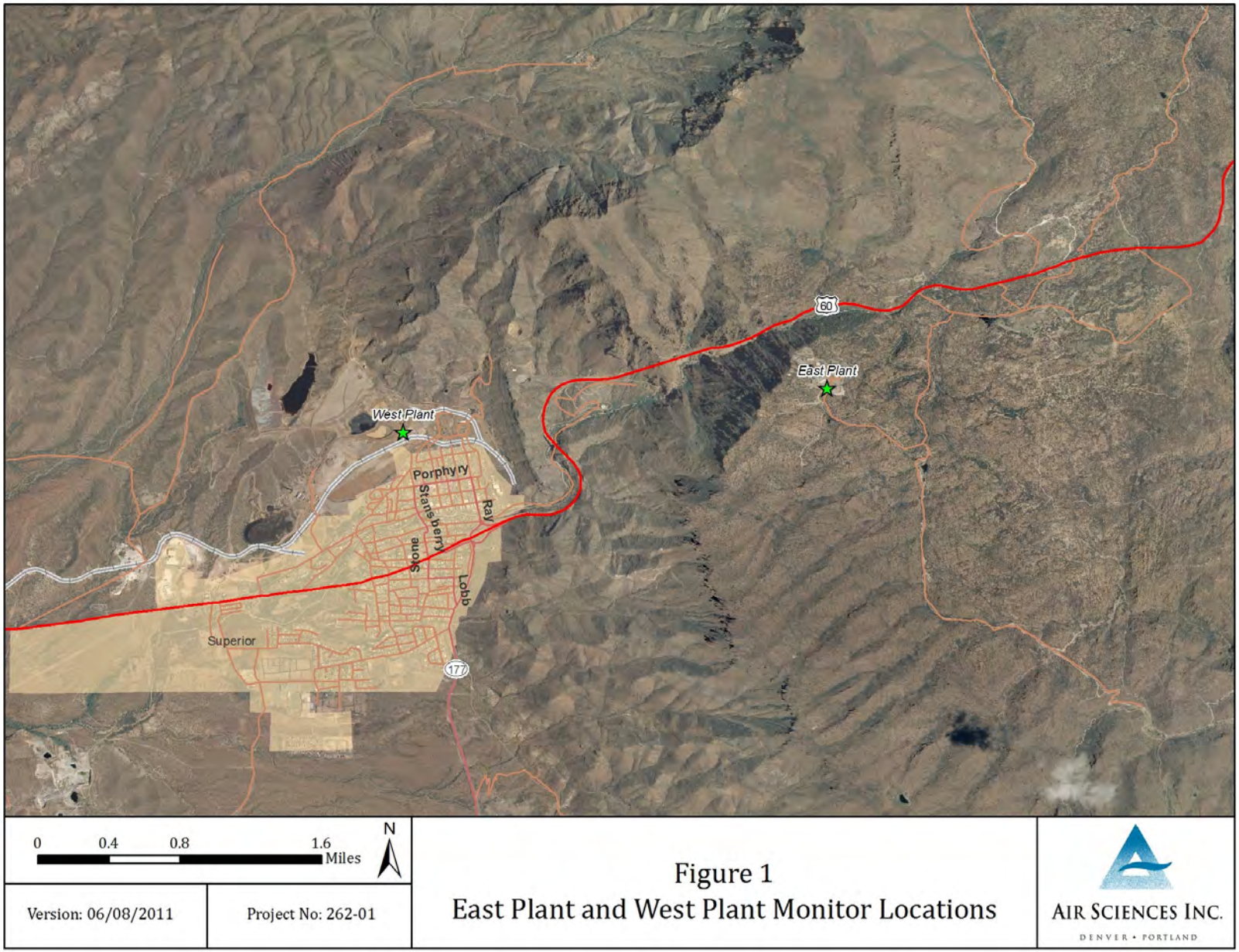

## 1.2 Monitoring Program Description

### 1.2.1 Meteorological Data

Meteorological sensors and air quality instrumentation at the East Plant and West Plant stations are mounted on 10-meter, open-lattice towers or housed in climate-controlled insulated shelters, and are listed by height, from ground level, in Table 2.

**Table 2. Sensors and Heights**

| | | Height (m) | West Plant | East Plant |
|---|---|---|---|---|
| **AERMOD Meteorological Data** | Horizontal wind speed (meters per second [m/s]) | 10 | ✓ | ✓ |
| | Horizontal wind direction (degrees [°]) | 10 | ✓ | ✓ |
| | Horizontal wind direction standard deviation (sigma theta) | 10 | ✓ | ✓ |
| | Air temperature (degrees Celsius [°C]) | 2 | ✓ | ✓ |
| | Vertical temperature difference (ΔT, Delta T, [°C]) | 2,10 | ✓ | ✓ |
| | Relative Humidity (percent [%]) | 2 | ✓ | ✓ |
| | Solar Radiation (watts per square meter [$W/m^2$]) | 2 | ✓ | ✓ |
| | Barometric pressure (millimeters of mercury [mmHg]) | 1 | ✓ | ✓ |
| | Precipitation (inches [in]) | Ground | ✓ | ✓ |
| **Ambient Air Data** | FEM Particulate Matter less than 10 Microns ($PM_{10}$) | 2,3 | ✓ | ✓ |
| | FEM Particulate Matter less than 2.5 Microns ($PM_{2.5}$) | 2,3 | ✓ | ✓ |
| | Sulfur Dioxide ($SO_2$) | 3 | | ✓ |
| | Ozone ($O_3$) | 3 | | ✓ |
| | Nitrogen Dioxide ($NO_2$) | 3 | | ✓ |

The meteorological data are recorded by digital data acquisition systems equipped with broadband modems for data transfer. The meteorological parameters are sampled on-site at two-second intervals and are digitally processed into 15-minute averages. The 15-minute averages are transmitted to Air Sciences Inc. (Air Sciences) for quality assurance checks and are used as input for the calculation of one-hour averages.

Atmospheric stability is calculated using the Solar Radiation/Delta-T method (SRDT) (EPA-454/R-99-005, Table 6-7). Wind speed and solar radiation measurements are used for calculation of daytime atmospheric stability, and wind speed and delta temperature measurements are used for calculation of nighttime atmospheric stability.

Stability classes A, B, and C indicate the frequency of daytime low-speed winds, which are categorized as unstable or high-dispersion-potential winds with class A being the least stable. Stability classes E and F indicate the frequency of nighttime low-speed winds, which are categorized as stable or low-dispersion-

potential winds with class E being the least stable. The D stability class is a mixture of daytime and nighttime winds, generally at higher speeds. This class is also referred to as neutral stability.

The frequency distribution of instantaneous winds by speed during each month of the quarter is collected at the monitoring stations. These winds can have a pronounced effect on the natural generation of airborne dust. The wind speed data are collected every two seconds and then binned based on wind speed classes to build a frequency distribution. The wind speed classes are:

- Wind speeds less than 5 meters per second (m/s) (11.2 miles per hour [mph])
- Wind speeds from 5 to 19 m/s, categorized in increments of 2 m/s
- Wind speeds greater than 19 m/s (42.5 mph)

The wind frequency distributions are compiled every eight hours and then converted to daily percentages. Appendix A contains the frequency distributions of winds by speed, direction, and stability. Appendix B includes monthly wind speed frequencies and instantaneous daily maximum wind speeds. Appendix C lists hourly meteorological data from July 1 through September 30, 2012.

Meteorological parameters are collected in support of air quality data. All meteorological sensors are audited and data undergo quality control procedures according to the guidelines outlined in the Quality Assurance Project Plan.

### 1.2.2 $NO_2$ Data

$NO_2$ is measured at the East Plant using the Teledyne T200 Chemiluminescence $NO_2$ Analyzer, which holds an EPA equivalency designation as a Reference Method (RFNA-1194-099). This instrument is designed to measure oxides of nitrogen ($NO_x$) (with nitrogen dioxide, $NO_2$, as an indicator) at trace levels in ambient air. The instrument is operated continuously to collect hourly NO, $NO_2$, and $NO_x$ concentrations. Data are transferred via FTP script every hour to the Air Sciences server and made available to authorized persons via a data web-portal. Appendix E lists hourly $NO_2$ data from July 1 through September 30, 2012.

Zero/span checks are run every morning at 1 a.m. and these data are invalidated. Level 1 zeros and spans are conducted by the site operator every two weeks or as needed. Second-party audits, adjustments, and general maintenance on the $NO_2$ monitor are performed according to the guidelines outlined in the Quality Assurance Project Plan.

### 1.2.3 $SO_2$ Data

$SO_2$ is measured at the East Plant using the Teledyne T100 UV Fluorescence $SO_2$ Analyzer, which holds an EPA designation as an Automated Equivalent Method (EQSA-0495-100). The instrument is operated continuously to collect hourly $SO_2$ concentrations. Data are transferred via FTP script every hour to the

Air Sciences server and made available to authorized persons via a data web-portal. Appendix E lists hourly $SO_2$ data from July 1 through September 30, 2012.

Zero/span checks are run every night at midnight and these data are invalidated. Level 1 zeros and spans are conducted by the site operator every two weeks or as needed. Second-party audits, adjustments, and general maintenance on the $SO_2$ monitor are performed according to the guidelines outlined in the Quality Assurance Project Plan.

### 1.2.4 $O_3$ Data

$O_3$ is measured at the East Plant using the Teledyne T400 UV Absorption $O_3$ Analyzer, which holds an EPA designation as an Automated Equivalent Method (EQOA-0992-087). The instrument is operated continuously to collect hourly $O_3$ concentrations. Data are transferred via FTP script every hour to the Air Sciences server and made available to authorized persons via a data web-portal. Appendix E lists hourly $O_3$ data from July 1 through September 30, 2012.

Zero/span checks are run every morning at 2 a.m. and these data are invalidated. Level 1 zeros and spans are conducted by the site operator every two weeks or as needed. Second-party audits, adjustments, and general maintenance on the $O_3$ monitor are performed according to the guidelines outlined in the Quality Assurance Project Plan.

### 1.2.5 PM Data

$PM_{10}$ and $PM_{2.5}$ are measured at both the East Plant and West Plant using Met One Instruments' Beta Attenuation Monitors (BAM). One BAM at each site is configured as a $PM_{2.5}$ Federal Equivalent Method (FEM), which holds the EPA designation (EQPM-0308-170). The other BAM is configured as a $PM_{2.5}$ FEM, but is set to monitor $PM_{10}$. The instruments are operated continuously to collect hourly $PM_{2.5}$ and $PM_{10}$ concentrations. Data are transferred via FTP script every hour to the Air Sciences server and made available to authorized persons via a data web-portal. Appendix D lists hourly $PM_{2.5}$ and $PM_{10}$ data from July 1 through September 30, 2012.

Comparability requirements for $PM_{10-2.5}$ are assured through the EPA designation EPA EQPM-0308-170. The accuracy of the monitor is assessed through monthly audits of the flow rate by using a certified flow transfer standard.

Second-party audits, adjustments, and general maintenance on the PM monitors are performed according to the guidelines outlined in the Quality Assurance Project Plan.

# 2.0 DATA RECOVERY RATES

Data recovery rates for all parameters are presented in Table 3. Meteorological data recoveries are calculated by dividing the amount of valid hourly averages by the available hourly periods in the quarter. Air quality and particulate data recoveries are calculated by dividing the amount of valid 24-hour averages (for $PM_{10}$, $PM_{2.5}$), valid 24-hour maximum value (for $SO_2$, $NO_2$), or valid daily rolling 8-hour maximum ($O_3$) values by the number of days in the quarter. Particulate and air quality 24-hour averages or maximums are valid if greater than 75 percent of the hourly readings are valid for that day (at least 18 out of 24 hours).

**Table 3. Data Recovery Rates, East Plant and West Plant**
**July 1 – September 30, 2012**
**(percent)**

| | East Plant | | West Plant | | |
|---|---|---|---|---|---|
| **Parameter*** | **Recorded Observations** | **Recovery Rate** | **Recorded Observations** | **Recovery Rate** | **Minimum Required Recovery Rate** |
| Meteorological | | | | | |
| Wind speed (10 m) | 2,207 | 99.9 | 2,206 | 99.9 | 90 |
| Wind direction (10 m) | 2,207 | 99.9 | 2,206 | 99.9 | 90 |
| Temperature (2 m) | 2,207 | 99.9 | 2,206 | 99.9 | 90 |
| Delta temperature | 2,207 | 99.9 | 2,206 | 99.9 | 90 |
| Relative humidity | 2,207 | 99.9 | 2,206 | 99.9 | 90 |
| Barometric pressure | 2,207 | 99.9 | 2,206 | 99.9 | 90 |
| Precipitation | 2,208 | 100 | 2,208 | 100 | 90 |
| Solar radiation | 2,207 | 99.9 | 2,206 | 99.9 | 90 |
| $NO_2$ | 84 | 91.3 | -- | -- | 75 |
| $O_3$ | 85 | 92.4 | -- | -- | 75 |
| $SO_2$ | 86 | 93.5 | -- | -- | 75 |
| $PM_{10}$ | 92 | 100 | 92 | 100 | 75 |
| $PM_{2.5}$ | 92 | 100 | 90 | 97.8 | 75 |

*Meteorological parameters are observed hourly (2,208 hours in this period).
$NO_2$, $O_3$ and $SO_2$, and PM parameters are observed every 24 hours (92 days in this period).

## 2.1 Data Loss

### 2.1.1 Meteorological Data Loss

#### 2.1.1.1 East Plant

Meteorological data invalidated at the East Plant station for this quarter was due to a site audit performed by Air Sciences on July 10, 2012.

#### 2.1.1.2 West Plant

Meteorological data invalidated at the West Plant station for this quarter was due to a site audit performed by Air Sciences on July 10, 2012.

### 2.1.2 $NO_2$ Data Loss

$NO_2$ 24-hour maximum data were invalidated for July 11, 2012 due to a site audit performed by Air Sciences. Internal instrument errors resulted in invalid $NO_2$ 24-hour maximum data from July 21 through July 23, 2012 and August 17 through August 20, 2012 .

Additional invalid hourly $NO_2$ data were due to daily zero/span checks, Level 1 zero/span checks, regularly scheduled maintenance, power outages, and internal instrument errors.

### 2.1.3 $SO_2$ Data Loss

Six 24-hour maximum $SO_2$ data were invalidated from July 6 through July 11, 2012 due to internal instrument errors.

Additional invalid hourly $SO_2$ data were due to daily zero/span checks, Level 1 zero/span checks, regularly scheduled maintenance, power outages, and internal instrument.

### 2.1.4 $O_3$ Data Loss

Ozone 24-hour maximum values were invalidated for July 1, 2012, due to a power outage, from July 5 through July 6, 2012, due to internal instrument errors, for July 11, 2012 due to a site audit performed by Air and from September 13 through September 16 due to internal instrument errors.

Additional invalid hourly $O_3$ data were due to daily zero/span checks, Level 1 zero/span checks, regularly scheduled maintenance, power outages, and internal instrument.

### 2.1.5 PM Data Loss

#### 2.1.5.1 East Plant

No 24-hour average $PM_{10}$ values were invalidated for the East Plant station during the third quarter of 2012.

No 24-hour average $PM_{2.5}$ values were invalidated for the East Plant station during the third quarter of 2012.

Additional invalid hourly PM data at the East Plant were due to monthly flow verifications, regularly scheduled maintenance, power outages, internal instrument errors and a site audit performed by Air Sciences on July 10, 2012.

#### 2.1.5.2 West Plant

No 24-hour average $PM_{10}$ values were invalidated for the West Plant station during the third quarter of 2012.

$PM_{2.5}$ 24-hour average values were invalidated from September 11 through September  due to negative concentrations outside of the acceptable instrument range.

Additional invalid hourly PM data at the West Plant were due to monthly flow verifications, and regularly scheduled maintenance, power outages, and a site audit performed by Air Sciences on July 10, 2012.

## 2.2 Quality Control

Quality assurance, equipment calibration, and audit procedures are conducted in accordance with the following documents:

- Quality Assurance Handbook for Air Pollution Measurement Systems, Volume II: Ambient Air Quality Monitoring Program (EPA-454/B-08-003, December 2008)
- Quality Assurance Handbook of Air Pollution Measurement Systems, Volume IV: Meteorological Measurements (EPA-454/B-08-002, March 2008)
- Transfer Standards for the Calibration of Ambient Air Monitoring Analyzers for Ozone (EPA-454/B-10-001)
- Code of Federal Regulations (40 CFR Parts 50 and 58)
- Ambient Monitoring Guidelines for Prevention of Significant Deterioration (PSD) (EPA-450/4-87-007, May 1987)
- Meteorological Monitoring Guidance for Regulatory Modeling Applications (EPA-454/R-99-005, February 2000)
- Meteorological Monitoring Guidance for Regulatory Modeling Applications (EPA-454/R-99-005, February 2000)

Audits and/or calibrations of meteorological instrumentation are required every six months.  Audits and/or calibrations of the ambient air quality monitors and analyzers are required every three months. At the East Plant, Air Sciences performed an audit of the meteorological sensors and particulate instruments on July 10, 2012, as well as a multi-point calibration of the $O_3$, $SO_2$, and $NO_2$ monitor on July 11, 2012.  At the West Plant, Air Sciences performed an audit of the meteorological sensors and particulate instruments on July 10, 2012.  Site checks on the meteorological sensors, particulate instruments, and gas analyzers continue to be conducted on a weekly interval.

**Figure 2. Dates of Site Checks, Audits and Calibrations**
**July 1 – September 30, 2012**



# 3.0 METEOROLOGICAL DATA SUMMARY AND DISCUSSION

## 3.1 Meteorological Data Summary

Meteorological data from the third quarter have been compiled and summarized in graphical and tabular form. A schematic of meteorology summary sheets is shown in Figure 3. Meteorological summary sheets ( Figure 4 and Figure 5 ) are comprised of the following:

**Wind Rose –** Graphically depicts the percentage of winds that come from each of the 16 directions for the reported period. Wind speeds are divided into six subcategories ranging from less than 0.5 m/s (the measurement threshold of the instrument) to greater than 11.75 m/ s.

**Wind Frequency Table –** A two-part table. The left part of the Wind Frequency Table shows the percentage of occurrence of winds for each of the 16 directions that occur in each of the six Wind Speed Class Intervals. The right part shows the percentage of occurrence of winds for each of the 16 directions that occur in each of the six Stability Classes.

**Meteorology Charts –** Graphically summarize recorded hourly meteorological parameters by month. Chart types include stock-ticker charts (with high, low, and average hourly values for each month) and bar charts.

**Instantaneous Wind Frequency and Maximum Chart –** Graphically summarizes instantaneous (two-second) wind speeds as a percentage of occurrences for each of the nine wind speed intervals and the magnitude, date, and time of the maximum instantaneous wind speed for each month.

**Figure 3. Schematic of Meteorological Data Sheets**

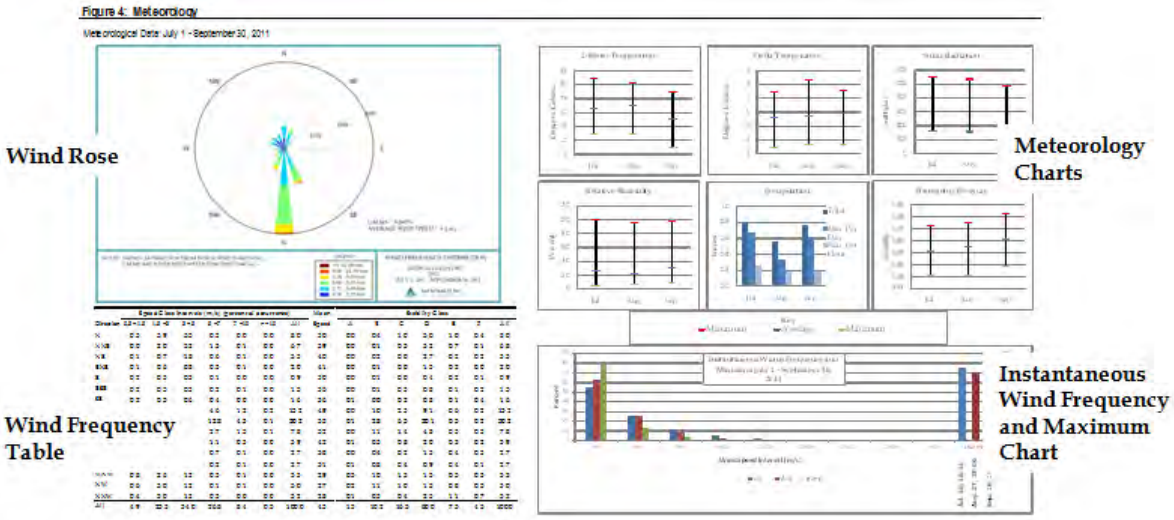

# Figure 4: East Plant Meteorological Data Summary

Meteorological Data: July 1 - September 30, 2012

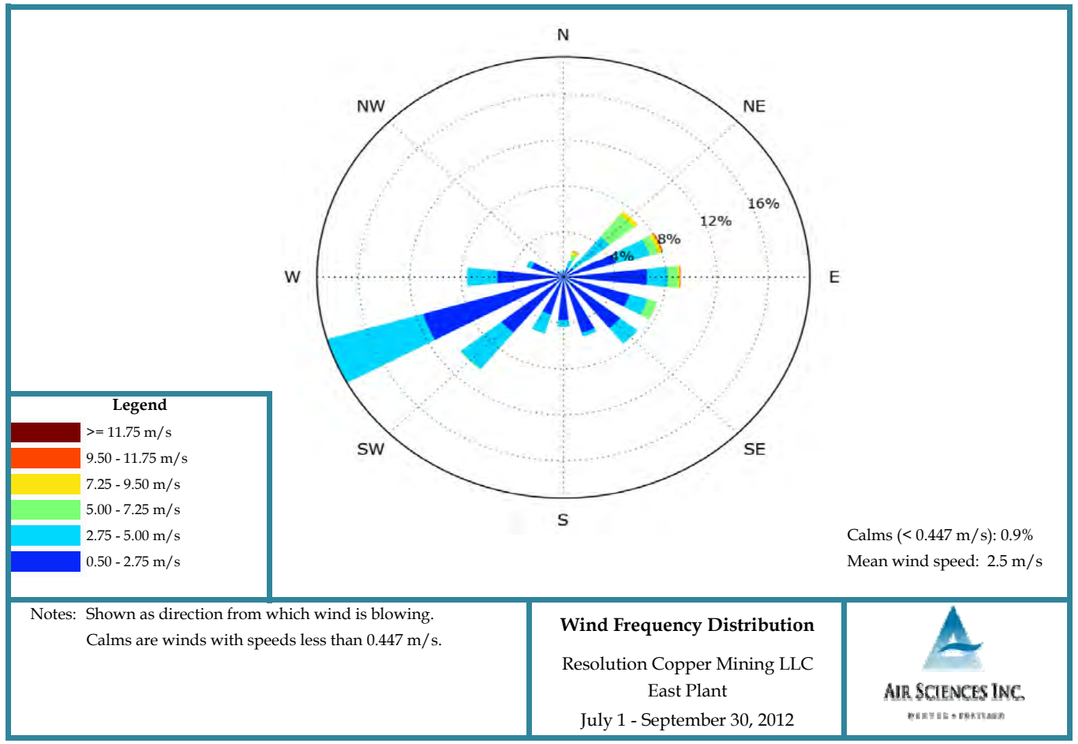


## Hourly Statistics

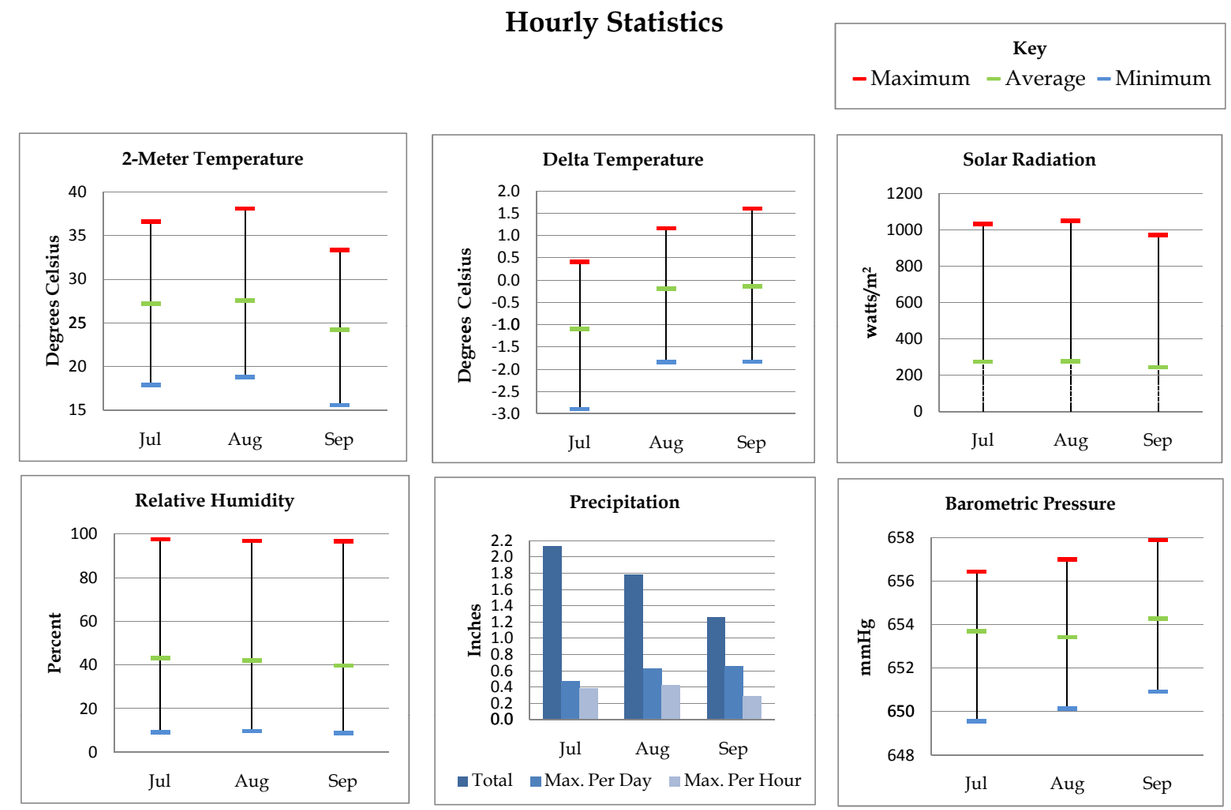


| Direction | Speed Class Intervals (m/s) (percent of occurrence) 0.5 <1.5 | 1.5 <3 | 3 <5 | 5 <7 | 7 <10 | >=10 | All | Mean Speed |
|---|---|---|---|---|---|---|---|---|
| N | 0.2 | 0.3 | 0.2 | 0.0 | 0.0 | 0.0 | 0.7 | 2.2 |
| NNE | 0.2 | 0.6 | 0.7 | 0.5 | 0.4 | 0.0 | 2.4 | 4.3 |
| NE | 0.5 | 0.8 | 3.3 | 2.2 | 0.6 | 0.0 | 7.4 | 4.5 |
| ENE | 1.1 | 3.9 | 2.0 | 0.6 | 0.5 | 0.0 | 8.1 | 3.1 |
| E | 2.9 | 3.7 | 1.5 | 0.7 | 0.2 | 0.0 | 9.2 | 2.5 |
| ESE | 2.8 | 2.9 | 1.2 | 0.8 | 0.0 | 0.0 | 7.6 | 2.4 |
| SE | 3.4 | 2.7 | 1.4 | 0.0 | 0.0 | 0.0 | 7.4 | 1.9 |
| SSE | 4.2 | 0.9 | 0.3 | 0.0 | 0.0 | 0.0 | 5.4 | 1.2 |
| S | 2.5 | 1.5 | 0.4 | 0.0 | 0.0 | 0.0 | 4.3 | 1.6 |
| SSW | 1.0 | 2.9 | 1.1 | 0.0 | 0.0 | 0.0 | 5.1 | 2.3 |
| SW | 1.6 | 6.2 | 2.5 | 0.0 | 0.0 | 0.0 | 10.3 | 2.5 |
| WSW | 2.0 | 11.8 | 5.4 | 0.0 | 0.0 | 0.0 | 19.3 | 2.6 |
| W | 1.1 | 5.1 | 1.3 | 0.0 | 0.0 | 0.0 | 7.5 | 2.4 |
| WNW | 0.7 | 2.2 | 0.1 | 0.0 | 0.0 | 0.0 | 3.0 | 1.9 |
| NW | 0.2 | 0.4 | 0.0 | 0.0 | 0.0 | 0.0 | 0.7 | 1.9 |
| NNW | 0.2 | 0.2 | 0.2 | 0.0 | 0.0 | 0.0 | 0.6 | 2.3 |
| All | 24.7 | 46.2 | 21.6 | 4.9 | 1.7 | 0.0 | 99.1 | 2.5 |

| Stability Class D | A | B | C | D | E | F | All |
|---|---|---|---|---|---|---|---|
| N | 0.0 | 0.1 | 0.1 | 0.1 | 0.1 | 0.1 | 0.7 |
| N | 0.0 | 0.5 | 0.7 | 0.9 | 0.0 | 0.2 | 2.4 |
| N | 0.0 | 0.5 | 1.2 | 5.0 | 0.2 | 0.5 | 7.5 |
| E | 0.0 | 0.4 | 1.4 | 4.1 | 1.5 | 0.7 | 8.1 |
| E | 0.0 | 0.7 | 0.9 | 3.1 | 2.7 | 1.8 | 9.2 |
| E | 0.2 | 1.6 | 1.0 | 1.9 | 1.4 | 1.6 | 7.7 |
| S | 0.2 | 1.8 | 1.3 | 0.9 | 1.0 | 2.5 | 7.7 |
| S | 0.0 | 0.3 | 0.4 | 0.5 | 0.8 | 3.7 | 5.8 |
| S | 0.1 | 0.7 | 0.4 | 0.5 | 0.4 | 2.4 | 4.4 |
| S | 0.1 | 1.2 | 1.0 | 1.3 | 0.6 | 0.9 | 5.2 |
| S | 0.6 | 3.1 | 2.9 | 2.0 | 0.8 | 0.9 | 10.3 |
| W | 0.7 | 5.0 | 4.8 | 5.5 | 1.9 | 1.4 | 19.3 |
| W | 0.4 | 0.9 | 0.9 | 3.3 | 1.4 | 0.8 | 7.5 |
| W | 0.0 | 0.2 | 0.5 | 0.9 | 0.7 | 0.6 | 3.0 |
| N | 0.0 | 0.1 | 0.2 | 0.1 | 0.2 | 0.1 | 0.7 |
| N | 0.0 | 0.0 | 0.2 | 0.1 | 0.1 | 0.0 | 0.6 |
| A | 2.4 | 17.3 | 17.9 | 30.3 | 13.9 | 18.3 | 100.0 |

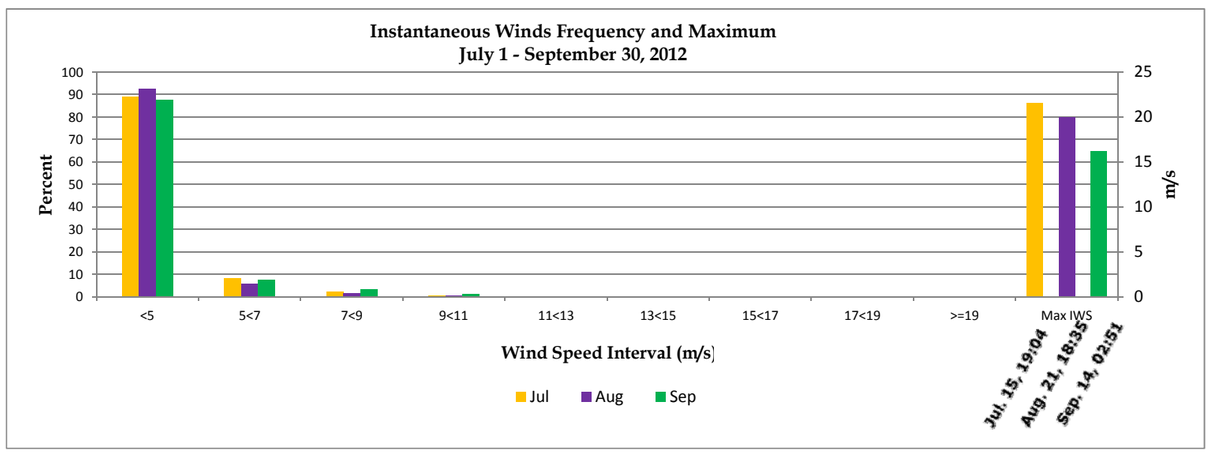

# Figure 5: West Plant Meteorological Data Summary

Meteorological Data: July 1 - September 30, 2012

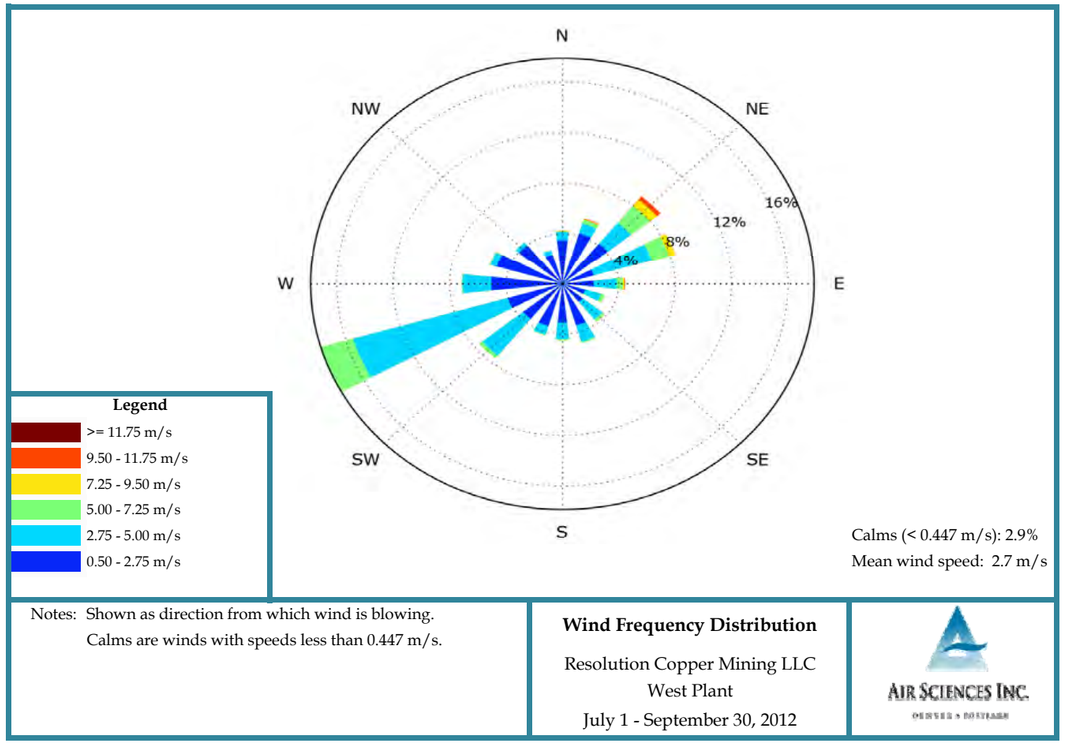


| Direction | Speed Class Intervals (m/s) (percent of occurrence) 0.5 <1.5 | 1.5 <3 | 3 <5 | 5 <7 | 7 <10 | >=10 | All | Mean Speed |
|---|---|---|---|---|---|---|---|---|
| N | 2.7 | 1.0 | 0.5 | 0.0 | 0.0 | 0.0 | 4.3 | 1.7 |
| NNE | 2.9 | 1.4 | 0.8 | 0.3 | 0.1 | 0.0 | 5.4 | 2.1 |
| NE | 2.0 | 2.4 | 1.9 | 1.5 | 0.9 | 0.2 | 8.9 | 3.8 |
| ENE | 0.5 | 2.2 | 3.9 | 1.2 | 0.5 | 0.0 | 8.3 | 3.9 |
| E | 0.8 | 1.7 | 1.4 | 0.4 | 0.1 | 0.0 | 4.4 | 3.1 |
| ESE | 0.7 | 1.2 | 1.0 | 0.3 | 0.0 | 0.0 | 3.1 | 2.7 |
| SE | 0.9 | 1.2 | 1.5 | 0.2 | 0.0 | 0.0 | 3.9 | 2.8 |
| SSE | 1.8 | 1.8 | 1.2 | 0.1 | 0.0 | 0.0 | 4.9 | 2.1 |
| S | 1.6 | 1.8 | 1.0 | 0.1 | 0.0 | 0.0 | 4.5 | 2.2 |
| SSW | 1.8 | 1.9 | 0.5 | 0.0 | 0.0 | 0.0 | 4.3 | 1.9 |
| SW | 1.8 | 1.9 | 3.6 | 0.3 | 0.0 | 0.0 | 7.6 | 2.8 |
| WSW | 1.5 | 3.2 | 10.7 | 2.4 | 0.0 | 0.0 | 17.9 | 3.6 |
| W | 2.7 | 2.7 | 1.7 | 0.0 | 0.0 | 0.0 | 7.1 | 2.1 |
| WNW | 3.4 | 1.5 | 0.4 | 0.0 | 0.0 | 0.0 | 5.3 | 1.4 |
| NW | 3.2 | 0.9 | 0.2 | 0.0 | 0.0 | 0.0 | 4.3 | 1.3 |
| NNW | 2.1 | 0.5 | 0.2 | 0.0 | 0.0 | 0.0 | 2.9 | 1.4 |
| All | 30.4 | 27.2 | 30.4 | 7.0 | 1.7 | 0.3 | 97.1 | 2.7 |

| Stability Class D | A | B | C | D | E | F | All |
|---|---|---|---|---|---|---|---|
| N | 0.0 | 0.0 | 0.2 | 0.8 | 0.7 | 2.8 | 4.5 |
| N | 0.0 | 0.1 | 0.2 | 1.2 | 0.8 | 3.3 | 5.5 |
| N | 0.0 | 0.3 | 0.6 | 4.3 | 1.7 | 2.4 | 9.2 |
| E | 0.0 | 0.2 | 1.2 | 5.3 | 1.1 | 0.5 | 8.4 |
| E | 0.0 | 0.4 | 0.5 | 2.4 | 0.8 | 0.4 | 4.6 |
| E | 0.1 | 0.6 | 0.6 | 1.1 | 0.6 | 0.1 | 3.3 |
| S | 0.0 | 1.0 | 1.3 | 0.9 | 0.5 | 0.2 | 3.9 |
| S | 0.3 | 1.6 | 1.2 | 1.4 | 0.3 | 0.1 | 4.9 |
| S | 0.1 | 1.5 | 1.3 | 0.8 | 1.0 | 0.0 | 4.8 |
| S | 0.3 | 1.4 | 1.0 | 1.0 | 0.5 | 0.1 | 4.3 |
| S | 0.3 | 2.8 | 2.4 | 0.9 | 0.9 | 0.4 | 7.7 |
| W | 0.3 | 5.9 | 5.6 | 4.7 | 0.9 | 0.5 | 17.9 |
| W | 0.1 | 1.0 | 1.0 | 2.1 | 1.7 | 1.5 | 7.3 |
| W | 0.0 | 0.1 | 0.4 | 0.9 | 1.5 | 2.8 | 5.8 |
| N | 0.0 | 0.2 | 0.2 | 0.6 | 1.4 | 2.3 | 4.7 |
| N | 0.0 | 0.1 | 0.1 | 0.5 | 0.3 | 2.2 | 3.3 |
| A | 1.8 | 17.4 | 17.8 | 28.8 | 14.6 | 19.6 | 100.0 |

## Hourly Statistics

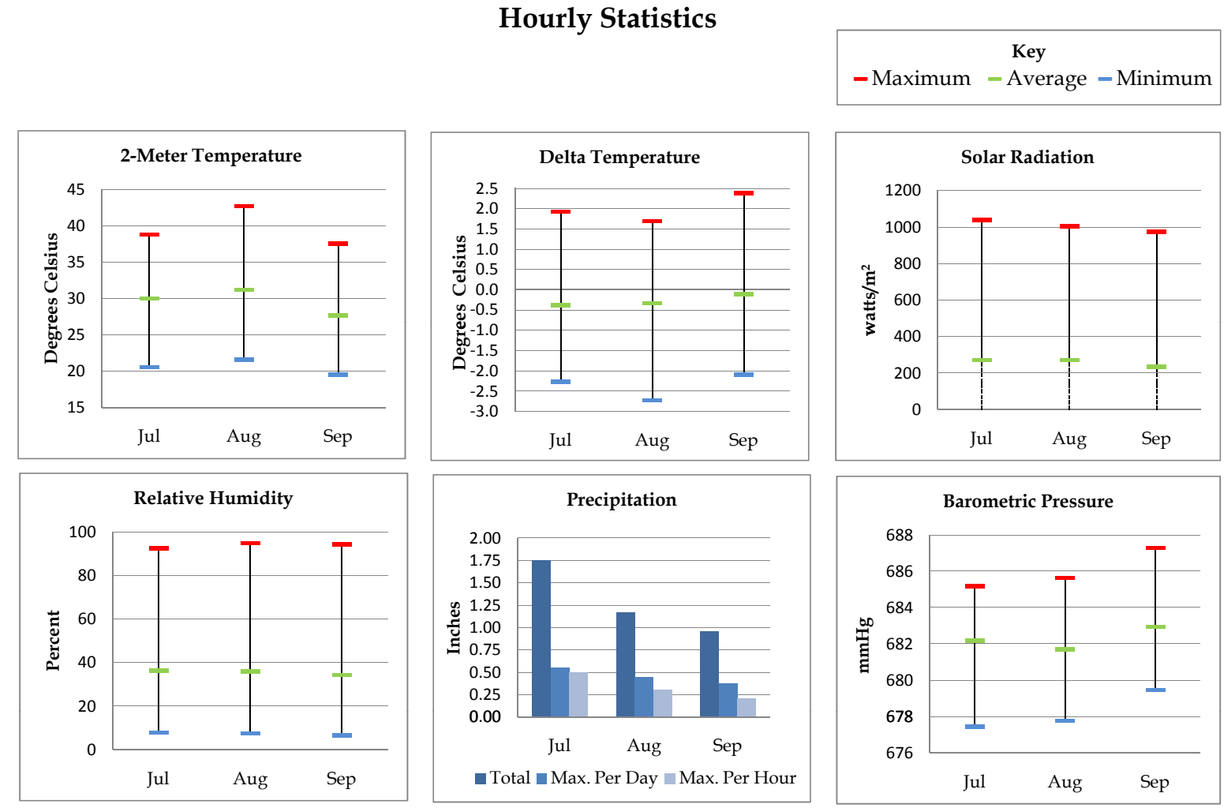


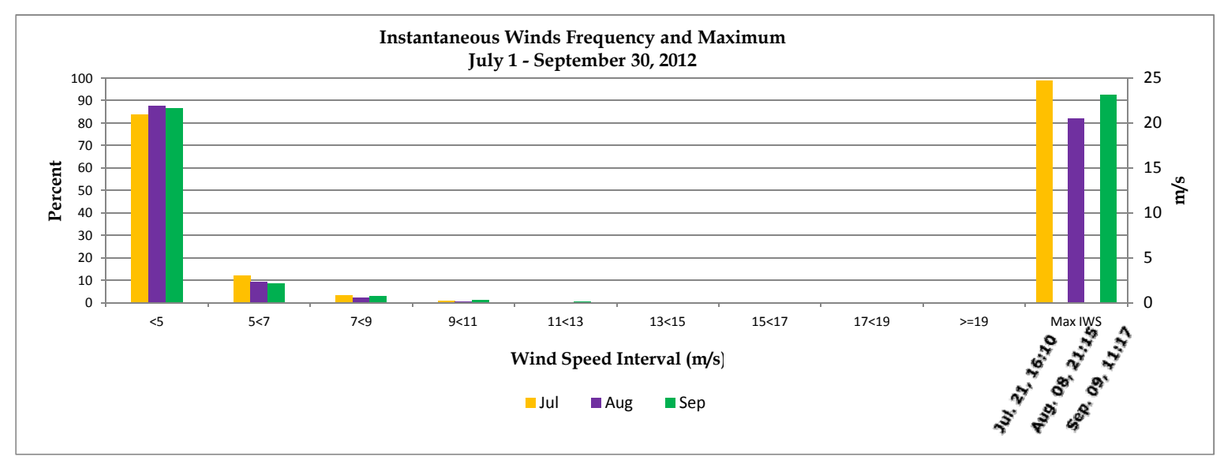

## 3.2 Meteorological Data Discussion

The meteorological data collected at the East and the West plant sites for the third quarter of 2012 met all data recovery objectives.

# 4.0 PM DATA SUMMARY AND DISCUSSION

## 4.1 East Plant PM Data Summary

Figure 6 presents the $PM_{10}$ and $PM_{2.5}$ data collected at the East Plant site for the second and third quarter of 2012, and compares the data to the annual $PM_{10}$ and $PM_{2.5}$ standards. The daily maximum 24-hour average for $PM_{10}$ and $PM_{2.5}$ ,the second high 24-hour average for $PM_{10}$, and the 98th percentile for $PM_{2.5}$ are labeled. The daily mean value for $PM_{10}$ and $PM_{2.5}$ are shown in the lower right corner.

**Figure 6. East Plant Particulate Data**

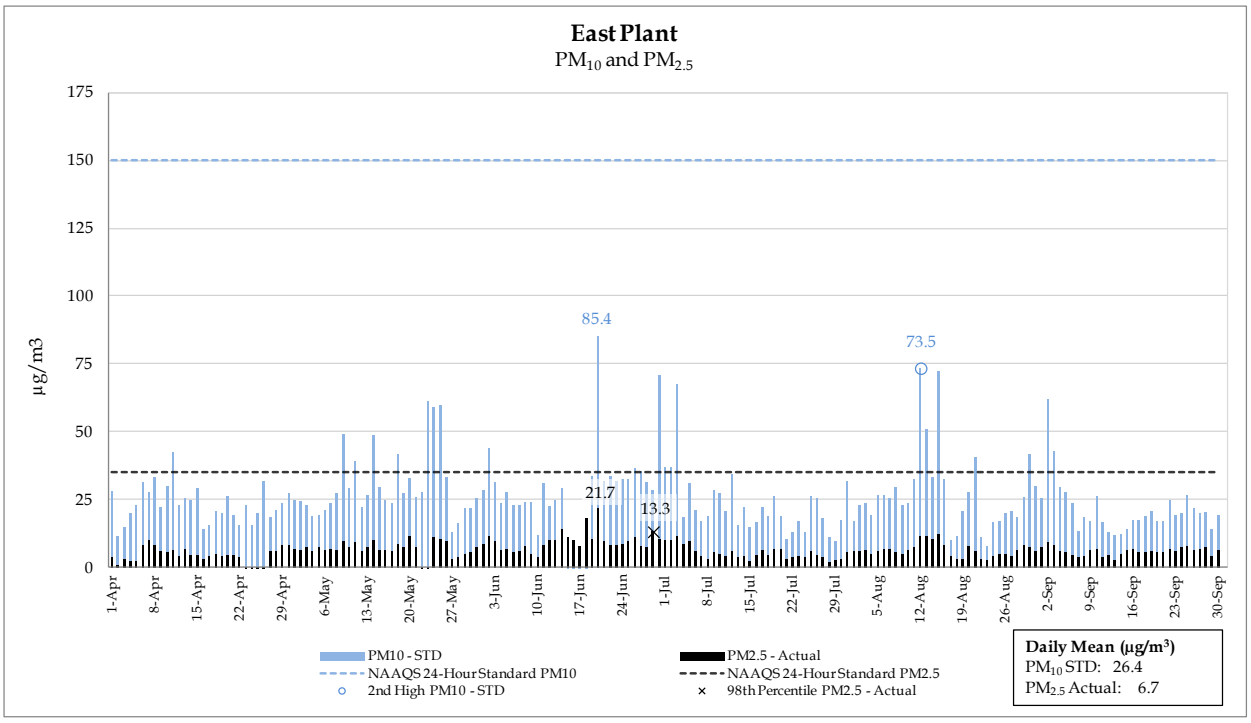

## 4.2 West Plant PM Data Summary

Figure 7 presents the $PM_{10}$ and $PM_{2.5}$ data collected at the West Plant site for the second and third Quarter of 2012, and compares the data to the annual $PM_{10}$ and $PM_{2.5}$ standards. The daily maximum 24-hour average for $PM_{10}$ and $PM_{2.5}$ ,the second high 24-hour average for $PM_{10}$, and the 98th percentile for $PM_{2.5}$ are labeled. The daily mean value for $PM_{10}$ and $PM_{2.5}$ are shown in the lower right corner.

**Figure 7. West Plant Particulate Data**

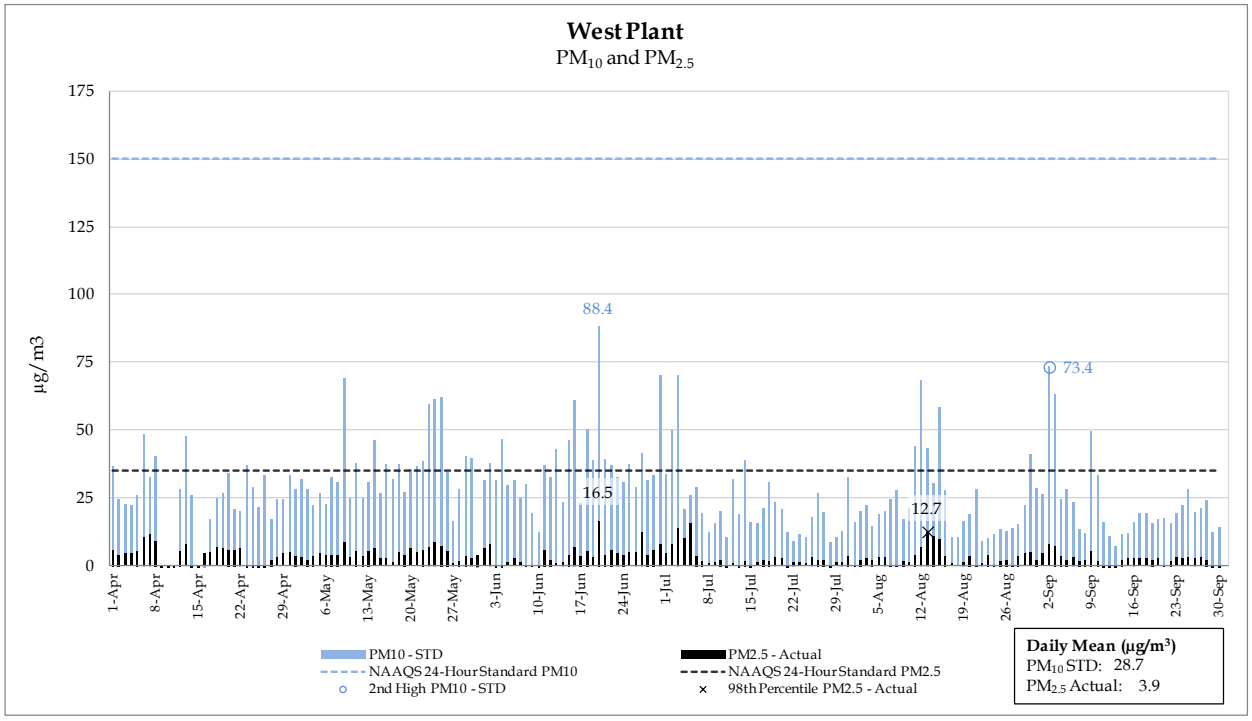


## 4.3 PM Data Discussion

### 4.3.1 $PM_{10}$

The National Ambient Air Quality Standard (NAAQS) for $PM_{10}$ is 150 µg/m$^3$ for a 24-hour average concentration. The standard is met when the expected number of days per calendar year with a 24-hour average concentration above 150 µg/m$^3$ is equal to or less than one (second high value).

As shown in Figure 6 and Figure 7, the second high $PM_{10}$ concentrations recorded at the East and West plant are 73.5 µg/m$^3$ and 73.4 µg/m$^3$, respectively. Both the East and West plant second-high values are below the NAAQS of 150 µg/m$^3$.

Actual comparison to the NAAQS requires three calendar years of monitoring, data, which has not been obtained at this time.

### 4.3.2 $PM_{2.5}$

The annual primary and secondary $PM_{2.5}$ standards are met when the annual arithmetic mean concentration is less than or equal to 12.0 $\mu g/m^3$. The 24-hour primary and secondary $PM_{2.5}$ standards are met when the 98th percentile 24-hour concentration is less than or equal to 35 $\mu g/m^3$.

As shown in Figure 6 and Figure 7, the second and third Quarter 2012, arithmetic mean at the East and West plant are 6.7 and 3.9, respectively. Both the East and West plant arithmetic mean values are below the NAAQS of 12 $\mu g/m^3$.

Figure 6 and Figure 7 also show the $98^{th}$ Percentile concentrations at the East and West plant. The $98^{th}$ percentile of both the East and West plant 24-hour concentration are also below 35 $\mu g/m^3$.

Actual comparison to the NAAQS requires three calendar year of monitoring, data, which has not been obtained at this time.

# 5.0 $NO_2$ DATA SUMMARY AND DISCUSSION

## 5.1 $NO_2$ Data Summary

Figure 8 and Figure 9 present the $NO_2$ maximum hourly concentrations, and hourly data collected at the East plant site for the second and third Quarter 2012, respectively. Figure 8 shows the 98th percentile compared to the one hour $NO_2$ standard. Figure 9 shows the mean hourly $NO_2$ concentration compared with the annual $NO_2$ standard.

**Figure 8. $NO_2$ Maximum Hourly Concentration for Each Calendar Day (2nd and 3rd Quarter 2012)**

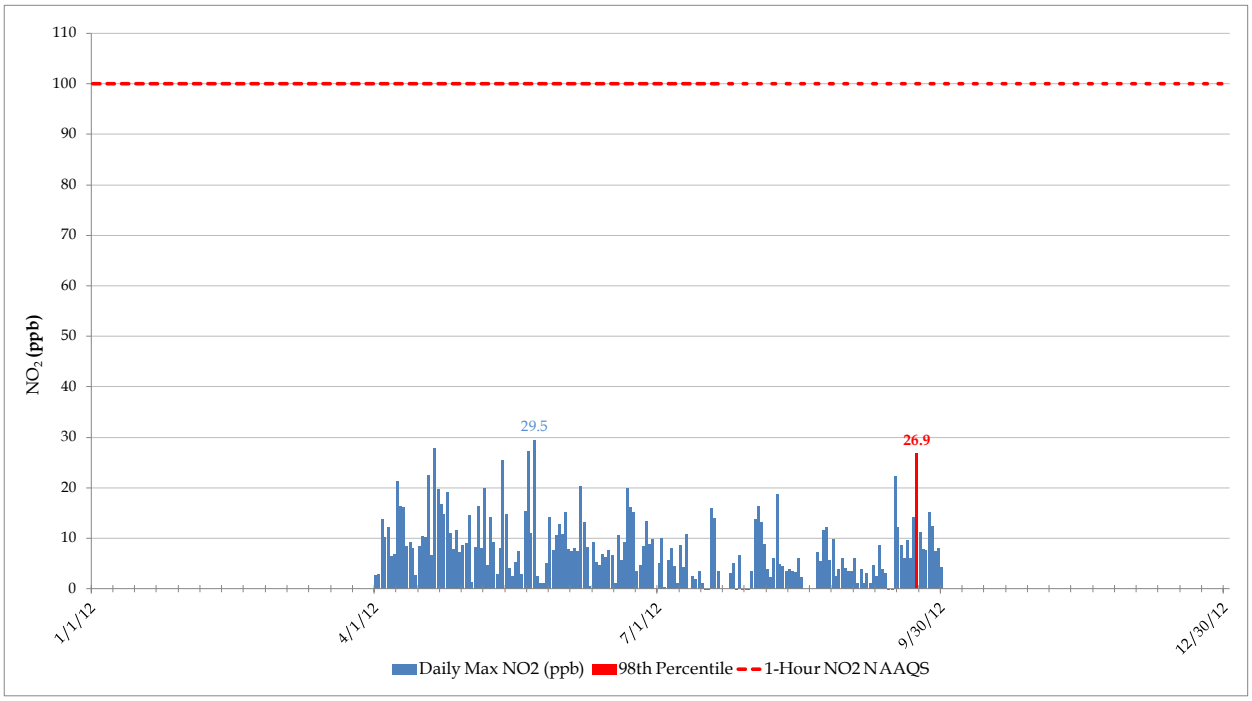

**Figure 9. $NO_2$ Hourly Concentrations (2nd and 3rd Quarter 2012)**

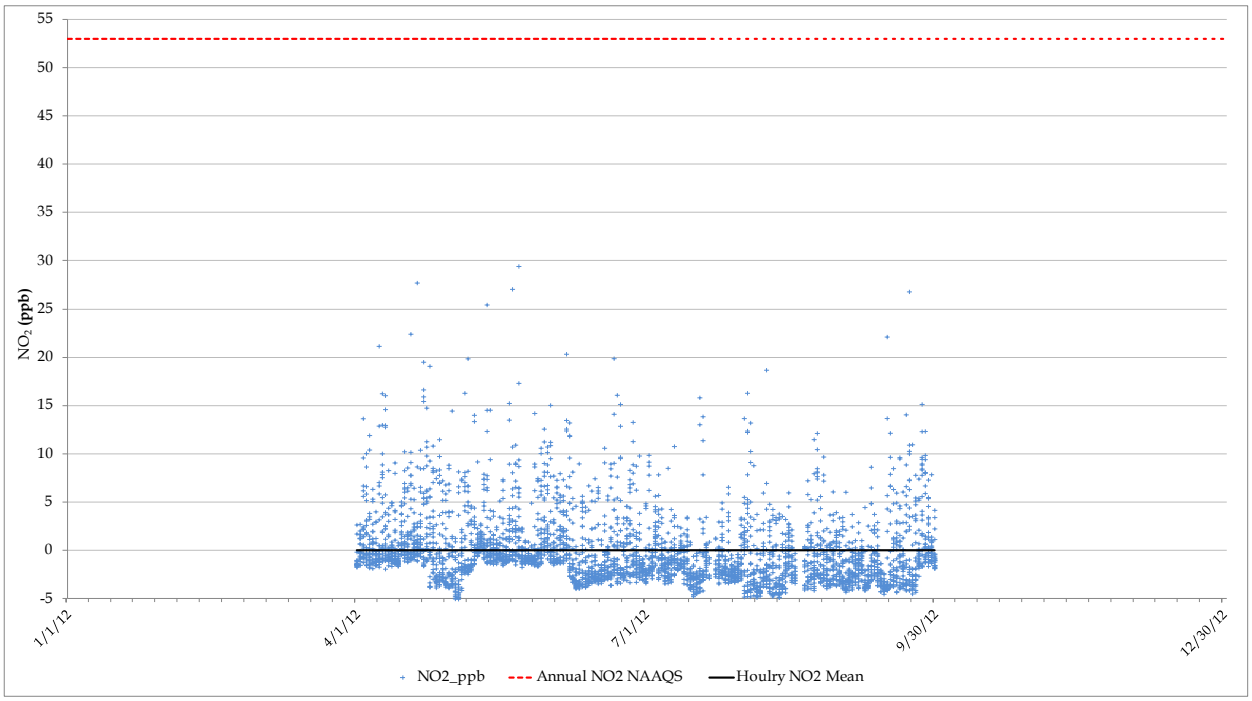


## 5.2 $NO_2$ Data Discussion

The level of the annual National Ambient Air Quality Standard (NAAQS) for oxides of nitrogen is 53 parts per billion, measured in the ambient air as $NO_2$. The annual NAAQS is met when the annual average concentration in a calendar year is less than or equal to 53 ppb.

The level of the 1-hour NAAQS for oxides of nitrogen is 100 ppb, measured in the ambient air as $NO_2$. The 1-hour NAAQS is met when the three-year average of the annual 98th percentile of the daily maximum 1-hour average concentration is less than or equal to 100 ppb.

As shown in Figure 8, the 98th percentile of the daily maximum 1-hour average $NO_2$ concentration for , the second and third Quarter 2012, is 26.9 ppb, which is less than the NAAQS 1-Hour primary standard of 100. As shown in Figure 9, the second and third Quarter 2012 hourly $NO_2$ average is 0.03 ppb, which is below the NAAQS annual $NO_2$ standard of 53 ppb.

Comparison to the NAAQS requires three calendar years of monitoring data, which has not been obtained at this time.

# 6.0 $SO_2$ DATA SUMMARY AND DISCUSSION

## 6.1 $SO_2$ Data Summary

Figure 10 presents the maximum hourly $SO_2$ data collected at the East plant site for the second and third Quarter 2012, and shows the 99th percentile (labeled) compared to the one hour $SO_2$ standard.

**Figure 10. $SO_2$ Maximum Hourly Concentration for Each Calendar Day (2nd and 3rd Quarter 2012)**

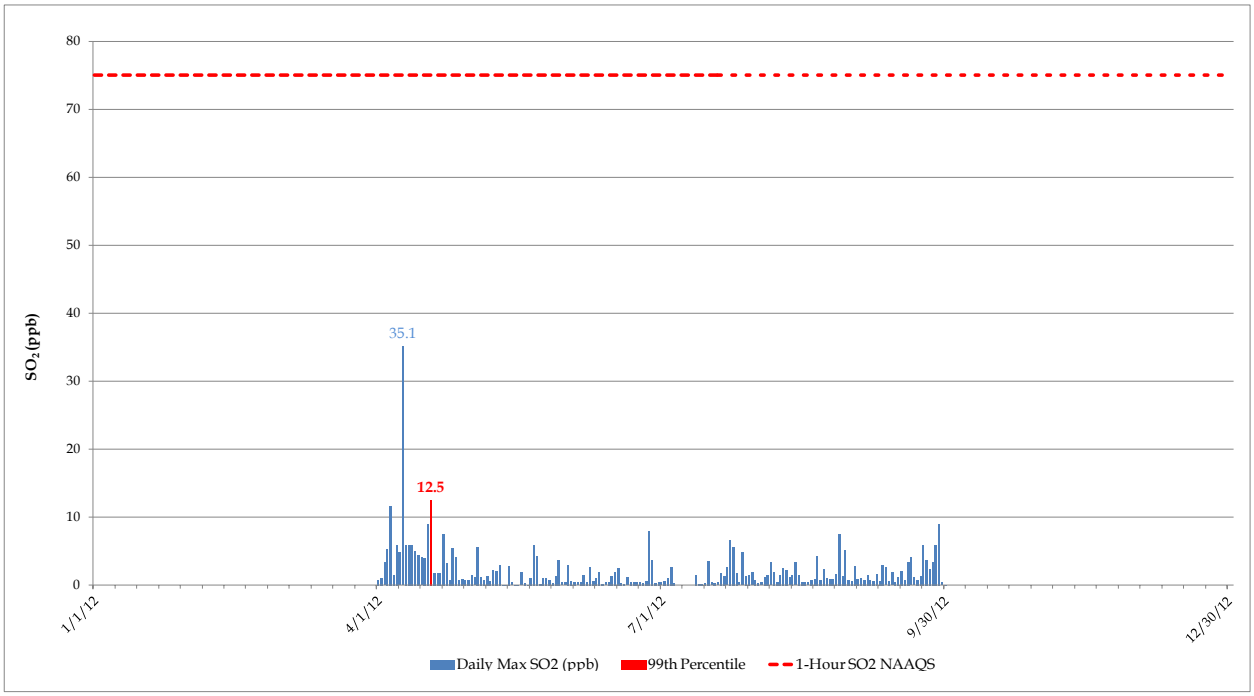


## 6.2 $SO_2$ Data Discussion

The level of the national primary 1-hour annual ambient air quality standard for oxides of sulfur is 75 parts per billion measured in the ambient air as sulfur dioxide ($SO_2$). The 1-hour primary standard is met at an ambient air quality monitoring site when the three-year average of the annual (99th percentile) of the daily maximum 1-hour average concentrations is less than or equal to 75 ppb.

As shown in Figure 10 the 99th percentile 1-hour maximum concentration for the second and third quarter, 2012 is 12.5 ppb, which is below the NAAQS annual $SO_2$ standard of 75 ppb.

Actual comparison to the NAAQS requires three calendar years of monitoring data, which has not been obtained at this time.

# 7.0 $O_3$ DATA SUMMARY AND DISCUSSION

## 7.1 $O_3$ Data Summary

Figure 11 presents the daily rolling 8-hour maximum $O_3$ data collected at the East plant site for the second and third quarter 2012, and shows the year-to-date fourth-highest rolling 8-hour average compared to the eight hour $O_3$ standard.

**Figure 11. $O_3$ Daily Rolling 8-Hour Maximum, 2012 (2nd and 3rd Quarter 2012)**

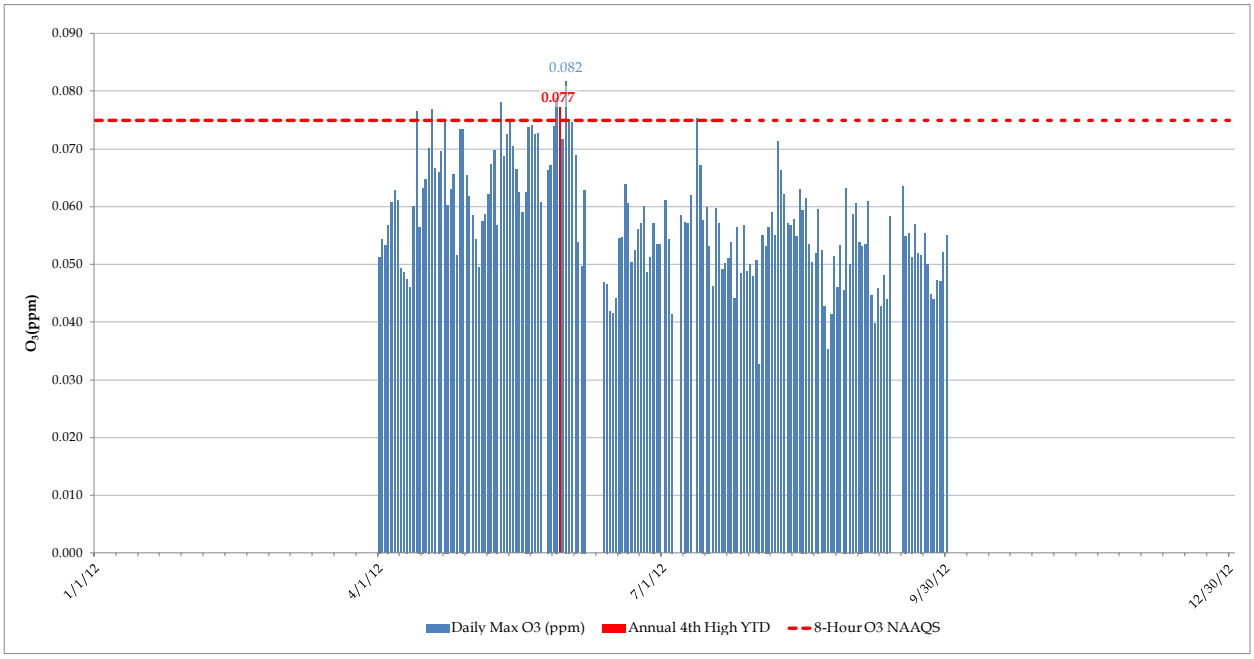


## 7.2 $O_3$ Data Discussion

The level of the national primary and secondary 8-hour annual ambient air quality standard for ozone is 0.075 parts per million, daily maximum average. The 8-hour primary and secondary standard is met at an ambient air quality monitoring site when the three-year average of the annual fourth-highest daily maximum 8-hour average $O_3$ concentration is less than or equal to 0.075 ppm.

Figure 11 shows the year-to-date averaged fourth-high maximum recorded at the East Plant for the second and third quarter, 2012 is 0.077 ppm. This concentration is above the NAAQS 8-hour $O_3$ standard of 0.075 ppm.

Parts of Pinal County and adjacent Maricopa County have been designated as non-attainment areas for 8-hour ozone by the Arizona Department of Environmental Quality (ADEQ).

Actual comparison to the NAAQS requires three calendar year of monitoring, data, which has not been obtained at this time.

# Appendix A: Frequency Distributions of Winds by Speed, Direction, and Stability

Frequency of Winds By Direction and Speed - 10m
Stability Class A
East Plant, Resolution
07/01/12 - 09/30/12
(percent of occurrence)

| | Speed Class Intervals (m/s) | | | | | | | Mean |
|---|---|---|---|---|---|---|---|---|
| Direction | 0.5 <1.5 | 1.5 <3 | 3 <5 | 5 <7 | 7 <10 | >=10 | All | Speed |
| N | 0.0 | 1.9 | 0.0 | 0.0 | 0.0 | 0.0 | 1.9 | 2.2 |
| NNE | 0.0 | 1.9 | 0.0 | 0.0 | 0.0 | 0.0 | 1.9 | 2.5 |
| NE | 0.0 | 1.9 | 0.0 | 0.0 | 0.0 | 0.0 | 1.9 | 2.9 |
| ENE | 0.0 | 0.0 | 0.0 | 0.0 | 0.0 | 0.0 | 0.0 | 0.0 |
| E | 0.0 | 1.9 | 0.0 | 0.0 | 0.0 | 0.0 | 1.9 | 2.3 |
| ESE | 0.0 | 7.4 | 0.0 | 0.0 | 0.0 | 0.0 | 7.4 | 1.9 |
| SE | 0.0 | 7.4 | 0.0 | 0.0 | 0.0 | 0.0 | 7.4 | 2.3 |
| SSE | 0.0 | 1.9 | 0.0 | 0.0 | 0.0 | 0.0 | 1.9 | 2.4 |
| S | 0.0 | 3.7 | 0.0 | 0.0 | 0.0 | 0.0 | 3.7 | 1.9 |
| SSW | 0.0 | 5.6 | 0.0 | 0.0 | 0.0 | 0.0 | 5.6 | 2.6 |
| SW | 0.0 | 24.1 | 0.0 | 0.0 | 0.0 | 0.0 | 24.1 | 2.6 |
| WSW | 0.0 | 27.8 | 0.0 | 0.0 | 0.0 | 0.0 | 27.8 | 2.5 |
| W | 0.0 | 14.8 | 0.0 | 0.0 | 0.0 | 0.0 | 14.8 | 2.4 |
| WNW | 0.0 | 0.0 | 0.0 | 0.0 | 0.0 | 0.0 | 0.0 | 0.0 |
| NW | 0.0 | 0.0 | 0.0 | 0.0 | 0.0 | 0.0 | 0.0 | 0.0 |
| NNW | 0.0 | 0.0 | 0.0 | 0.0 | 0.0 | 0.0 | 0.0 | 0.0 |
| All | 0.0 | 100.0 | 0.0 | 0.0 | 0.0 | 0.0 | 100.0 | 2.4 |

Calms (< 0.447 m/s): 0.0%
Mean wind speed: 2.4 m/s
Percent Occurence for this Stability Class: 2.4%

Frequency of Winds By Direction and Speed - 10m
Stability Class B
East Plant, Resolution
07/01/12 - 09/30/12
(percent of occurrence)

| | Speed Class Intervals (m/s) | | | | | | | Mean |
|---|---|---|---|---|---|---|---|---|
| Direction | 0.5 <1.5 | 1.5 <3 | 3 <5 | 5 <7 | 7 <10 | >=10 | All | Speed |
| N | 0.3 | 0.3 | 0.3 | 0.0 | 0.0 | 0.0 | 0.8 | 2.4 |
| NNE | 0.0 | 1.8 | 1.0 | 0.0 | 0.0 | 0.0 | 2.9 | 2.9 |
| NE | 0.3 | 0.8 | 2.1 | 0.0 | 0.0 | 0.0 | 3.1 | 3.2 |
| ENE | 0.3 | 1.0 | 1.0 | 0.0 | 0.0 | 0.0 | 2.4 | 2.8 |
| E | 0.3 | 1.8 | 2.1 | 0.0 | 0.0 | 0.0 | 4.2 | 3.1 |
| ESE | 0.8 | 4.7 | 3.9 | 0.0 | 0.0 | 0.0 | 9.4 | 3.0 |
| SE | 0.8 | 5.0 | 4.7 | 0.0 | 0.0 | 0.0 | 10.5 | 2.9 |
| SSE | 0.0 | 0.8 | 1.0 | 0.0 | 0.0 | 0.0 | 1.8 | 3.0 |
| S | 0.3 | 3.4 | 0.3 | 0.0 | 0.0 | 0.0 | 3.9 | 2.4 |
| SSW | 0.5 | 3.1 | 3.4 | 0.0 | 0.0 | 0.0 | 7.1 | 2.9 |
| SW | 0.0 | 9.4 | 8.4 | 0.0 | 0.0 | 0.0 | 17.8 | 2.9 |
| WSW | 0.0 | 18.1 | 10.8 | 0.0 | 0.0 | 0.0 | 28.9 | 2.9 |
| W | 0.3 | 3.4 | 1.3 | 0.0 | 0.0 | 0.0 | 5.0 | 2.6 |
| WNW | 0.3 | 1.0 | 0.0 | 0.0 | 0.0 | 0.0 | 1.3 | 2.0 |
| NW | 0.0 | 0.5 | 0.0 | 0.0 | 0.0 | 0.0 | 0.5 | 2.1 |
| NNW | 0.0 | 0.0 | 0.3 | 0.0 | 0.0 | 0.0 | 0.3 | 3.4 |
| All | 3.9 | 55.4 | 40.7 | 0.0 | 0.0 | 0.0 | 100.0 | 2.9 |

Calms (< 0.447 m/s): 0.0%
Mean wind speed: 2.9 m/s
Percent Occurence for this Stability Class: 17.3%

Frequency of Winds By Direction and Speed - 10m
Stability Class C
East Plant, Resolution
07/01/12 - 09/30/12
(percent of occurrence)

| | Speed Class Intervals (m/s) | | | | | | | Mean |
|---|---|---|---|---|---|---|---|---|
| Direction | 0.5 <1.5 | 1.5 <3 | 3 <5 | 5 <7 | 7 <10 | >=10 | All | Speed |
| N | 0.0 | 0.3 | 0.3 | 0.0 | 0.0 | 0.0 | 0.5 | 3.2 |
| NNE | 0.3 | 1.0 | 2.0 | 0.8 | 0.0 | 0.0 | 4.1 | 3.9 |
| NE | 0.3 | 0.5 | 5.8 | 0.3 | 0.0 | 0.0 | 6.8 | 3.9 |
| ENE | 0.5 | 3.5 | 3.0 | 0.5 | 0.0 | 0.0 | 7.6 | 3.2 |
| E | 0.5 | 2.5 | 1.3 | 0.5 | 0.0 | 0.0 | 4.8 | 2.9 |
| ESE | 0.3 | 1.5 | 2.0 | 1.8 | 0.0 | 0.0 | 5.6 | 3.8 |
| SE | 0.3 | 4.6 | 2.3 | 0.0 | 0.0 | 0.0 | 7.1 | 2.6 |
| SSE | 0.5 | 1.3 | 0.3 | 0.0 | 0.0 | 0.0 | 2.0 | 2.1 |
| S | 0.0 | 1.5 | 0.5 | 0.0 | 0.0 | 0.0 | 2.0 | 2.8 |
| SSW | 0.0 | 4.3 | 1.5 | 0.0 | 0.0 | 0.0 | 5.8 | 2.8 |
| SW | 0.5 | 13.2 | 2.8 | 0.0 | 0.0 | 0.0 | 16.5 | 2.6 |
| WSW | 0.8 | 16.2 | 10.1 | 0.0 | 0.0 | 0.0 | 27.1 | 2.8 |
| W | 0.3 | 3.8 | 0.8 | 0.0 | 0.0 | 0.0 | 4.8 | 2.5 |
| WNW | 0.5 | 2.3 | 0.3 | 0.0 | 0.0 | 0.0 | 3.0 | 2.2 |
| NW | 0.0 | 0.8 | 0.3 | 0.0 | 0.0 | 0.0 | 1.0 | 2.7 |
| NNW | 0.5 | 0.5 | 0.3 | 0.0 | 0.0 | 0.0 | 1.3 | 2.3 |
| All | 5.1 | 57.7 | 33.4 | 3.8 | 0.0 | 0.0 | 100.0 | 2.9 |

Calms (< 0.447 m/s): 0.0%
Mean wind speed: 2.9 m/s
Percent Occurence for this Stability Class: 17.9%

Frequency of Winds By Direction and Speed - 10m
Stability Class D
East Plant, Resolution
07/01/12 - 09/30/12
(percent of occurrence)

| | Speed Class Intervals (m/s) | | | | | | | Mean |
|---|---|---|---|---|---|---|---|---|
| Direction | 0.5 <1.5 | 1.5 <3 | 3 <5 | 5 <7 | 7 <10 | >=10 | All | Speed |
| N | 0.0 | 0.1 | 0.3 | 0.0 | 0.0 | 0.0 | 0.4 | 3.3 |
| NNE | 0.0 | 0.1 | 0.4 | 1.2 | 1.2 | 0.0 | 3.0 | 6.3 |
| NE | 0.0 | 1.2 | 6.3 | 7.0 | 2.1 | 0.0 | 16.6 | 5.2 |
| ENE | 0.7 | 5.5 | 4.0 | 1.8 | 1.5 | 0.0 | 13.6 | 3.9 |
| E | 0.9 | 3.3 | 3.0 | 2.1 | 0.7 | 0.1 | 10.2 | 3.9 |
| ESE | 1.8 | 2.2 | 0.4 | 1.5 | 0.0 | 0.0 | 6.0 | 2.9 |
| SE | 0.7 | 1.6 | 0.4 | 0.0 | 0.0 | 0.0 | 2.8 | 2.1 |
| SSE | 1.2 | 0.4 | 0.1 | 0.0 | 0.0 | 0.0 | 1.8 | 1.4 |
| S | 0.4 | 0.6 | 0.7 | 0.0 | 0.0 | 0.0 | 1.8 | 2.6 |
| SSW | 0.1 | 3.3 | 0.7 | 0.0 | 0.0 | 0.0 | 4.2 | 2.4 |
| SW | 1.0 | 3.7 | 1.8 | 0.1 | 0.0 | 0.0 | 6.7 | 2.5 |
| WSW | 0.9 | 11.4 | 5.7 | 0.1 | 0.0 | 0.0 | 18.1 | 2.6 |
| W | 0.4 | 7.2 | 3.1 | 0.0 | 0.0 | 0.0 | 10.8 | 2.7 |
| WNW | 0.3 | 2.5 | 0.1 | 0.0 | 0.0 | 0.0 | 3.0 | 2.3 |
| NW | 0.0 | 0.3 | 0.0 | 0.0 | 0.0 | 0.0 | 0.3 | 2.3 |
| NNW | 0.0 | 0.1 | 0.3 | 0.0 | 0.0 | 0.0 | 0.4 | 2.9 |
| All | 8.7 | 43.9 | 27.7 | 13.9 | 5.5 | 0.1 | 99.9 | 3.4 |

Calms (< 0.447 m/s): 0.1%
Mean wind speed: 3.4 m/s
Percent Occurence for this Stability Class: 30.3%

Frequency of Winds By Direction and Speed - 10m
Stability Class E
East Plant, Resolution
07/01/12 - 09/30/12
(percent of occurrence)

| | Speed Class Intervals (m/s) | | | | | | | Mean |
|---|---|---|---|---|---|---|---|---|
| Direction | 0.5 <1.5 | 1.5 <3 | 3 <5 | 5 <7 | 7 <10 | >=10 | All | Speed |
| N | 0.7 | 0.3 | 0.0 | 0.0 | 0.0 | 0.0 | 1.0 | 1.4 |
| NNE | 0.0 | 0.0 | 0.3 | 0.0 | 0.0 | 0.0 | 0.3 | 3.6 |
| NE | 0.7 | 0.7 | 0.0 | 0.0 | 0.0 | 0.0 | 1.3 | 1.9 |
| ENE | 3.6 | 7.2 | 0.3 | 0.0 | 0.0 | 0.0 | 11.1 | 1.8 |
| E | 9.5 | 9.8 | 0.0 | 0.0 | 0.0 | 0.0 | 19.3 | 1.5 |
| ESE | 5.9 | 4.2 | 0.0 | 0.0 | 0.0 | 0.0 | 10.1 | 1.4 |
| SE | 6.2 | 1.0 | 0.0 | 0.0 | 0.0 | 0.0 | 7.2 | 1.1 |
| SSE | 5.6 | 0.0 | 0.0 | 0.0 | 0.0 | 0.0 | 5.6 | 1.0 |
| S | 1.6 | 1.0 | 0.0 | 0.0 | 0.0 | 0.0 | 2.6 | 1.2 |
| SSW | 1.6 | 2.3 | 0.3 | 0.0 | 0.0 | 0.0 | 4.2 | 1.7 |
| SW | 3.9 | 2.0 | 0.0 | 0.0 | 0.0 | 0.0 | 5.9 | 1.5 |
| WSW | 3.6 | 9.8 | 0.3 | 0.0 | 0.0 | 0.0 | 13.7 | 1.8 |
| W | 2.9 | 6.9 | 0.0 | 0.0 | 0.0 | 0.0 | 9.8 | 1.8 |
| WNW | 1.0 | 4.2 | 0.0 | 0.0 | 0.0 | 0.0 | 5.2 | 1.8 |
| NW | 0.7 | 0.7 | 0.0 | 0.0 | 0.0 | 0.0 | 1.3 | 1.7 |
| NNW | 0.3 | 0.7 | 0.0 | 0.0 | 0.0 | 0.0 | 1.0 | 1.7 |
| All | 47.7 | 50.7 | 1.3 | 0.0 | 0.0 | 0.0 | 99.7 | 1.6 |

Calms (< 0.447 m/s): 0.3%
Mean wind speed: 1.6 m/s
Percent Occurence for this Stability Class: 13.9%

Frequency of Winds By Direction and Speed - 10m
Stability Class F
East Plant, Resolution
07/01/12 - 09/30/12
(percent of occurrence)

| | Speed Class Intervals (m/s) | | | | | | | Mean |
|---|---|---|---|---|---|---|---|---|
| Direction | 0.5 <1.5 | 1.5 <3 | 3 <5 | 5 <7 | 7 <10 | >=10 | All | Speed |
| N | 0.5 | 0.2 | 0.0 | 0.0 | 0.0 | 0.0 | 0.7 | 1.3 |
| NNE | 1.0 | 0.2 | 0.0 | 0.0 | 0.0 | 0.0 | 1.2 | 1.1 |
| NE | 1.7 | 0.5 | 0.0 | 0.0 | 0.0 | 0.0 | 2.2 | 1.0 |
| ENE | 1.5 | 2.2 | 0.0 | 0.0 | 0.0 | 0.0 | 3.7 | 1.4 |
| E | 6.7 | 3.0 | 0.0 | 0.0 | 0.0 | 0.0 | 9.7 | 1.2 |
| ESE | 6.7 | 2.0 | 0.0 | 0.0 | 0.0 | 0.0 | 8.7 | 1.2 |
| SE | 11.4 | 1.2 | 0.0 | 0.0 | 0.0 | 0.0 | 12.7 | 1.0 |
| SSE | 16.4 | 2.0 | 0.0 | 0.0 | 0.0 | 0.0 | 18.4 | 1.0 |
| S | 11.4 | 1.2 | 0.0 | 0.0 | 0.0 | 0.0 | 12.7 | 1.0 |
| SSW | 3.7 | 1.0 | 0.0 | 0.0 | 0.0 | 0.0 | 4.7 | 1.2 |
| SW | 3.7 | 1.0 | 0.0 | 0.0 | 0.0 | 0.0 | 4.7 | 1.2 |
| WSW | 6.0 | 1.5 | 0.0 | 0.0 | 0.0 | 0.0 | 7.4 | 1.3 |
| W | 2.5 | 2.0 | 0.0 | 0.0 | 0.0 | 0.0 | 4.5 | 1.4 |
| WNW | 2.0 | 1.2 | 0.0 | 0.0 | 0.0 | 0.0 | 3.2 | 1.3 |
| NW | 0.7 | 0.0 | 0.0 | 0.0 | 0.0 | 0.0 | 0.7 | 0.9 |
| NNW | 0.2 | 0.0 | 0.0 | 0.0 | 0.0 | 0.0 | 0.2 | 1.0 |
| All | 76.2 | 19.4 | 0.0 | 0.0 | 0.0 | 0.0 | 95.5 | 1.1 |

Calms (< 0.447 m/s): 4.5%
Mean wind speed: 1.1 m/s
Percent Occurence for this Stability Class: 18.3%

Frequency of Winds By Direction and Speed - 10m
Stability Class A
West Plant, Resolution
07/01/12 - 09/30/12
(percent of occurrence)

| | Speed Class Intervals (m/s) | | | | | | | Mean |
|---|---|---|---|---|---|---|---|---|
| Direction | 0.5 <1.5 | 1.5 <3 | 3 <5 | 5 <7 | 7 <10 | >=10 | All | Speed |
| N | 0.0 | 0.0 | 0.0 | 0.0 | 0.0 | 0.0 | 0.0 | 0.0 |
| NNE | 0.0 | 0.0 | 0.0 | 0.0 | 0.0 | 0.0 | 0.0 | 0.0 |
| NE | 0.0 | 0.0 | 0.0 | 0.0 | 0.0 | 0.0 | 0.0 | 0.0 |
| ENE | 0.0 | 0.0 | 0.0 | 0.0 | 0.0 | 0.0 | 0.0 | 0.0 |
| E | 0.0 | 0.0 | 0.0 | 0.0 | 0.0 | 0.0 | 0.0 | 0.0 |
| ESE | 0.0 | 7.7 | 0.0 | 0.0 | 0.0 | 0.0 | 7.7 | 1.7 |
| SE | 0.0 | 2.6 | 0.0 | 0.0 | 0.0 | 0.0 | 2.6 | 3.0 |
| SSE | 5.1 | 10.3 | 0.0 | 0.0 | 0.0 | 0.0 | 15.4 | 1.9 |
| S | 2.6 | 5.1 | 0.0 | 0.0 | 0.0 | 0.0 | 7.7 | 2.0 |
| SSW | 2.6 | 15.4 | 0.0 | 0.0 | 0.0 | 0.0 | 17.9 | 2.0 |
| SW | 2.6 | 15.4 | 0.0 | 0.0 | 0.0 | 0.0 | 17.9 | 2.1 |
| WSW | 2.6 | 12.8 | 0.0 | 0.0 | 0.0 | 0.0 | 15.4 | 2.0 |
| W | 0.0 | 7.7 | 0.0 | 0.0 | 0.0 | 0.0 | 7.7 | 2.5 |
| WNW | 0.0 | 2.6 | 0.0 | 0.0 | 0.0 | 0.0 | 2.6 | 1.6 |
| NW | 0.0 | 2.6 | 0.0 | 0.0 | 0.0 | 0.0 | 2.6 | 2.3 |
| NNW | 0.0 | 2.6 | 0.0 | 0.0 | 0.0 | 0.0 | 2.6 | 2.0 |
| All | 15.4 | 84.6 | 0.0 | 0.0 | 0.0 | 0.0 | 100.0 | 2.0 |

Calms (< 0.447 m/s): 0.0%
Mean wind speed: 2.0 m/s
Percent Occurence for this Stability Class: 1.8%

Frequency of Winds By Direction and Speed - 10m
Stability Class B
West Plant, Resolution
07/01/12 - 09/30/12
(percent of occurrence)

| | Speed Class Intervals (m/s) | | | | | | | Mean |
|---|---|---|---|---|---|---|---|---|
| Direction | 0.5 <1.5 | 1.5 <3 | 3 <5 | 5 <7 | 7 <10 | >=10 | All | Speed |
| N | 0.0 | 0.3 | 0.0 | 0.0 | 0.0 | 0.0 | 0.3 | 1.8 |
| NNE | 0.0 | 0.8 | 0.0 | 0.0 | 0.0 | 0.0 | 0.8 | 2.5 |
| NE | 0.0 | 1.0 | 0.8 | 0.0 | 0.0 | 0.0 | 1.8 | 3.2 |
| ENE | 0.0 | 1.3 | 0.0 | 0.0 | 0.0 | 0.0 | 1.3 | 2.3 |
| E | 0.3 | 1.3 | 0.8 | 0.0 | 0.0 | 0.0 | 2.3 | 2.7 |
| ESE | 0.0 | 1.0 | 2.6 | 0.0 | 0.0 | 0.0 | 3.7 | 3.6 |
| SE | 0.8 | 1.6 | 3.4 | 0.0 | 0.0 | 0.0 | 5.7 | 3.1 |
| SSE | 1.6 | 4.4 | 3.4 | 0.0 | 0.0 | 0.0 | 9.4 | 2.6 |
| S | 1.8 | 3.1 | 3.4 | 0.0 | 0.0 | 0.0 | 8.4 | 2.7 |
| SSW | 1.3 | 5.2 | 1.3 | 0.0 | 0.0 | 0.0 | 7.8 | 2.1 |
| SW | 0.8 | 5.2 | 9.9 | 0.0 | 0.0 | 0.0 | 15.9 | 3.2 |
| WSW | 1.3 | 7.3 | 25.6 | 0.0 | 0.0 | 0.0 | 34.2 | 3.5 |
| W | 0.0 | 2.1 | 3.4 | 0.0 | 0.0 | 0.0 | 5.5 | 3.2 |
| WNW | 0.0 | 0.8 | 0.0 | 0.0 | 0.0 | 0.0 | 0.8 | 1.8 |
| NW | 0.5 | 0.3 | 0.3 | 0.0 | 0.0 | 0.0 | 1.0 | 2.3 |
| NNW | 0.3 | 0.5 | 0.0 | 0.0 | 0.0 | 0.0 | 0.8 | 2.0 |
| All | 8.6 | 36.3 | 54.8 | 0.0 | 0.0 | 0.0 | 99.7 | 3.1 |

Calms (< 0.447 m/s): 0.3%
Mean wind speed: 3.1 m/s
Percent Occurence for this Stability Class: 17.4%

Frequency of Winds By Direction and Speed - 10m
Stability Class C
West Plant, Resolution
07/01/12 - 09/30/12
(percent of occurrence)

| | Speed Class Intervals (m/s) | | | | | | | Mean |
|---|---|---|---|---|---|---|---|---|
| Direction | 0.5 <1.5 | 1.5 <3 | 3 <5 | 5 <7 | 7 <10 | >=10 | All | Speed |
| N | 0.0 | 0.8 | 0.3 | 0.0 | 0.0 | 0.0 | 1.0 | 2.6 |
| NNE | 0.0 | 0.3 | 0.8 | 0.0 | 0.0 | 0.0 | 1.0 | 4.0 |
| NE | 0.5 | 0.8 | 1.5 | 0.5 | 0.0 | 0.0 | 3.3 | 3.5 |
| ENE | 0.5 | 1.3 | 4.1 | 0.8 | 0.3 | 0.0 | 6.9 | 3.7 |
| E | 0.5 | 1.5 | 0.8 | 0.3 | 0.0 | 0.0 | 3.1 | 2.8 |
| ESE | 0.5 | 1.3 | 0.8 | 1.0 | 0.0 | 0.0 | 3.6 | 3.1 |
| SE | 0.8 | 2.0 | 3.6 | 1.0 | 0.0 | 0.0 | 7.4 | 3.3 |
| SSE | 3.1 | 1.5 | 1.8 | 0.5 | 0.0 | 0.0 | 6.9 | 2.3 |
| S | 2.0 | 2.8 | 2.0 | 0.5 | 0.0 | 0.0 | 7.4 | 2.5 |
| SSW | 3.3 | 2.0 | 0.0 | 0.0 | 0.0 | 0.0 | 5.3 | 1.5 |
| SW | 1.3 | 2.5 | 8.4 | 1.3 | 0.0 | 0.0 | 13.5 | 3.5 |
| WSW | 0.5 | 4.1 | 20.6 | 6.1 | 0.0 | 0.0 | 31.3 | 4.1 |
| W | 0.5 | 2.3 | 2.8 | 0.0 | 0.0 | 0.0 | 5.6 | 3.0 |
| WNW | 0.3 | 0.5 | 1.5 | 0.0 | 0.0 | 0.0 | 2.3 | 3.1 |
| NW | 0.5 | 0.3 | 0.3 | 0.0 | 0.0 | 0.0 | 1.0 | 2.2 |
| NNW | 0.0 | 0.3 | 0.3 | 0.0 | 0.0 | 0.0 | 0.5 | 3.0 |
| All | 14.2 | 24.2 | 49.4 | 12.0 | 0.3 | 0.0 | 100.0 | 3.3 |

Calms (< 0.447 m/s): 0.0%
Mean wind speed: 3.3 m/s
Percent Occurence for this Stability Class: 17.8%

Frequency of Winds By Direction and Speed - 10m
Stability Class D
West Plant, Resolution
07/01/12 - 09/30/12
(percent of occurrence)

| | Speed Class Intervals (m/s) | | | | | | | Mean |
|---|---|---|---|---|---|---|---|---|
| Direction | 0.5 <1.5 | 1.5 <3 | 3 <5 | 5 <7 | 7 <10 | >=10 | All | Speed |
| N | 0.0 | 0.8 | 1.6 | 0.2 | 0.2 | 0.0 | 2.7 | 3.8 |
| NNE | 0.0 | 0.6 | 2.0 | 1.1 | 0.3 | 0.0 | 4.1 | 4.7 |
| NE | 0.0 | 1.1 | 4.7 | 5.0 | 3.1 | 0.8 | 14.8 | 5.9 |
| ENE | 0.2 | 3.0 | 10.2 | 3.3 | 1.7 | 0.0 | 18.4 | 4.5 |
| E | 0.5 | 2.2 | 3.8 | 1.3 | 0.5 | 0.2 | 8.3 | 3.9 |
| ESE | 0.9 | 1.3 | 1.3 | 0.3 | 0.0 | 0.0 | 3.8 | 2.7 |
| SE | 0.6 | 0.9 | 1.1 | 0.2 | 0.0 | 0.0 | 2.8 | 2.7 |
| SSE | 2.2 | 1.7 | 0.9 | 0.0 | 0.0 | 0.0 | 4.9 | 1.9 |
| S | 1.1 | 1.1 | 0.3 | 0.0 | 0.0 | 0.0 | 2.5 | 1.8 |
| SSW | 1.3 | 1.3 | 0.9 | 0.2 | 0.0 | 0.0 | 3.6 | 2.4 |
| SW | 1.3 | 0.5 | 1.3 | 0.2 | 0.0 | 0.0 | 3.1 | 2.4 |
| WSW | 0.2 | 2.7 | 9.0 | 4.6 | 0.0 | 0.0 | 16.4 | 4.1 |
| W | 0.5 | 4.6 | 2.0 | 0.2 | 0.0 | 0.0 | 7.2 | 2.7 |
| WNW | 0.5 | 2.2 | 0.3 | 0.2 | 0.0 | 0.0 | 3.1 | 2.4 |
| NW | 0.6 | 1.1 | 0.3 | 0.0 | 0.0 | 0.0 | 2.0 | 2.2 |
| NNW | 0.5 | 0.5 | 0.5 | 0.2 | 0.0 | 0.0 | 1.6 | 2.8 |
| All | 10.2 | 25.5 | 40.3 | 16.7 | 5.8 | 0.9 | 99.5 | 3.8 |

Calms (< 0.447 m/s): 0.5%
Mean wind speed: 3.8 m/s
Percent Occurence for this Stability Class: 28.8%

Frequency of Winds By Direction and Speed - 10m
Stability Class E
West Plant, Resolution
07/01/12 - 09/30/12
(percent of occurrence)

| | Speed Class Intervals (m/s) | | | | | | | Mean |
|---|---|---|---|---|---|---|---|---|
| Direction | 0.5 <1.5 | 1.5 <3 | 3 <5 | 5 <7 | 7 <10 | >=10 | All | Speed |
| N | 2.2 | 1.5 | 0.3 | 0.0 | 0.0 | 0.0 | 4.0 | 1.5 |
| NNE | 1.9 | 3.1 | 0.3 | 0.0 | 0.0 | 0.0 | 5.3 | 1.7 |
| NE | 3.1 | 7.1 | 0.6 | 0.0 | 0.0 | 0.0 | 10.8 | 1.9 |
| ENE | 1.5 | 4.0 | 1.5 | 0.6 | 0.0 | 0.0 | 7.7 | 2.6 |
| E | 2.2 | 2.5 | 0.3 | 0.0 | 0.0 | 0.0 | 5.0 | 1.8 |
| ESE | 1.5 | 1.5 | 0.3 | 0.0 | 0.0 | 0.0 | 3.4 | 1.6 |
| SE | 2.2 | 1.2 | 0.0 | 0.0 | 0.0 | 0.0 | 3.4 | 1.3 |
| SSE | 0.9 | 0.6 | 0.0 | 0.0 | 0.0 | 0.0 | 1.5 | 1.0 |
| S | 3.7 | 1.9 | 0.0 | 0.0 | 0.0 | 0.0 | 5.6 | 1.2 |
| SSW | 3.1 | 0.0 | 0.0 | 0.0 | 0.0 | 0.0 | 3.1 | 0.9 |
| SW | 4.6 | 1.2 | 0.0 | 0.0 | 0.0 | 0.0 | 5.9 | 1.1 |
| WSW | 5.0 | 0.9 | 0.0 | 0.0 | 0.0 | 0.0 | 5.9 | 1.1 |
| W | 9.3 | 1.9 | 0.0 | 0.0 | 0.0 | 0.0 | 11.1 | 1.2 |
| WNW | 7.4 | 2.8 | 0.0 | 0.0 | 0.0 | 0.0 | 10.2 | 1.2 |
| NW | 6.8 | 2.5 | 0.0 | 0.0 | 0.0 | 0.0 | 9.3 | 1.4 |
| NNW | 1.5 | 0.3 | 0.0 | 0.0 | 0.0 | 0.0 | 1.9 | 1.1 |
| All | 57.0 | 33.1 | 3.4 | 0.6 | 0.0 | 0.0 | 94.1 | 1.5 |

Calms (< 0.447 m/s): 5.9%
Mean wind speed: 1.5 m/s
Percent Occurence for this Stability Class: 14.6%

Frequency of Winds By Direction and Speed - 10m
Stability Class F
West Plant, Resolution
07/01/12 - 09/30/12
(percent of occurrence)

| | Speed Class Intervals (m/s) | | | | | | | Mean |
|---|---|---|---|---|---|---|---|---|
| Direction | 0.5 <1.5 | 1.5 <3 | 3 <5 | 5 <7 | 7 <10 | >=10 | All | Speed |
| N | 12.0 | 1.6 | 0.0 | 0.0 | 0.0 | 0.0 | 13.6 | 1.0 |
| NNE | 13.4 | 2.8 | 0.0 | 0.0 | 0.0 | 0.0 | 16.2 | 1.1 |
| NE | 7.6 | 3.5 | 0.0 | 0.0 | 0.0 | 0.0 | 11.1 | 1.2 |
| ENE | 0.9 | 1.4 | 0.0 | 0.0 | 0.0 | 0.0 | 2.3 | 1.4 |
| E | 0.9 | 0.9 | 0.0 | 0.0 | 0.0 | 0.0 | 1.8 | 1.3 |
| ESE | 0.5 | 0.2 | 0.0 | 0.0 | 0.0 | 0.0 | 0.7 | 1.3 |
| SE | 0.5 | 0.5 | 0.0 | 0.0 | 0.0 | 0.0 | 0.9 | 1.3 |
| SSE | 0.7 | 0.0 | 0.0 | 0.0 | 0.0 | 0.0 | 0.7 | 0.7 |
| S | 0.0 | 0.2 | 0.0 | 0.0 | 0.0 | 0.0 | 0.2 | 1.9 |
| SSW | 0.5 | 0.2 | 0.0 | 0.0 | 0.0 | 0.0 | 0.7 | 1.0 |
| SW | 1.6 | 0.0 | 0.0 | 0.0 | 0.0 | 0.0 | 1.6 | 0.8 |
| WSW | 2.1 | 0.5 | 0.0 | 0.0 | 0.0 | 0.0 | 2.5 | 0.9 |
| W | 5.8 | 0.9 | 0.0 | 0.0 | 0.0 | 0.0 | 6.7 | 1.0 |
| WNW | 11.1 | 0.9 | 0.0 | 0.0 | 0.0 | 0.0 | 12.0 | 0.9 |
| NW | 9.2 | 0.5 | 0.0 | 0.0 | 0.0 | 0.0 | 9.7 | 0.9 |
| NNW | 8.8 | 0.7 | 0.0 | 0.0 | 0.0 | 0.0 | 9.5 | 0.9 |
| All | 75.5 | 14.8 | 0.0 | 0.0 | 0.0 | 0.0 | 90.3 | 1.0 |

Calms (< 0.447 m/s): 9.7%
Mean wind speed: 1.0 m/s
Percent Occurence for this Stability Class: 19.6%

# Appendix B: Monthly Wind Speed Frequencies and Instantaneous Daily Maximum Wind Speeds

Average Frequency Distribution of Wind Speeds - 10m
Resolution - East Plant
Jul-12

| | Wind Speed Interval (percent) | | | | | | | | | Max Gust | Time of |
|---|---|---|---|---|---|---|---|---|---|---|---|
| Day | <5 | 5 <7 | 7 <9 | 9 <11 | 11 <13 | 13 <15 | 15 <17 | 17 <19 | >19 | (m/s) | Gust |
| 1 | 94.93 | 4.37 | 0.63 | 0.03 | 0.00 | 0.00 | 0.00 | 0.00 | 0.00 | 10.34 | 14:17 |
| 2 | 89.70 | 8.63 | 1.50 | 0.17 | 0.00 | 0.00 | 0.00 | 0.00 | 0.00 | 11.72 | 16:01 |
| 3 | 86.20 | 10.93 | 2.37 | 0.43 | 0.03 | 0.00 | 0.00 | 0.00 | 0.00 | 13.00 | 12:42 |
| 4 | 97.73 | 2.23 | 0.07 | 0.00 | 0.00 | 0.00 | 0.00 | 0.00 | 0.00 | 8.86 | 16:13 |
| 5 | 95.77 | 3.60 | 0.60 | 0.07 | 0.00 | 0.00 | 0.00 | 0.00 | 0.00 | 11.01 | 16:47 |
| 6 | 93.47 | 5.43 | 0.97 | 0.13 | 0.00 | 0.00 | 0.00 | 0.00 | 0.00 | 11.72 | 13:54 |
| 7 | 92.43 | 6.80 | 0.77 | 0.00 | 0.00 | 0.00 | 0.00 | 0.00 | 0.00 | 10.19 | 23:56 |
| 8 | 80.13 | 16.20 | 3.30 | 0.37 | 0.00 | 0.00 | 0.00 | 0.00 | 0.00 | 11.26 | 20:17 |
| 9 | 89.27 | 6.70 | 2.73 | 1.10 | 0.17 | 0.00 | 0.00 | 0.00 | 0.00 | 13.52 | 16:13 |
| 10 | ** | ** | ** | ** | ** | ** | ** | ** | ** | ** | ** |
| 11 | 73.50 | 20.73 | 4.87 | 0.67 | 0.17 | 0.03 | 0.00 | 0.00 | 0.00 | 14.44 | 19:33 |
| 12 | 80.50 | 14.30 | 4.07 | 0.97 | 0.13 | 0.00 | 0.00 | 0.00 | 0.00 | 13.93 | 0:08 |
| 13 | 91.67 | 7.43 | 0.90 | 0.00 | 0.00 | 0.00 | 0.00 | 0.00 | 0.00 | 10.04 | 11:58 |
| 14 | 98.07 | 1.80 | 0.13 | 0.00 | 0.00 | 0.00 | 0.00 | 0.00 | 0.00 | 8.60 | 15:42 |
| 15 | 90.30 | 6.13 | 1.57 | 0.97 | 0.47 | 0.27 | 0.13 | 0.07 | 0.03 | 21.50 | 19:04 |
| 16 | 95.47 | 4.07 | 0.40 | 0.03 | 0.00 | 0.00 | 0.00 | 0.00 | 0.00 | 11.32 | 16:32 |
| 17 | 94.90 | 4.33 | 0.63 | 0.07 | 0.00 | 0.00 | 0.00 | 0.00 | 0.00 | 10.75 | 14:47 |
| 18 | 92.17 | 6.37 | 1.30 | 0.20 | 0.00 | 0.00 | 0.00 | 0.00 | 0.00 | 11.42 | 14:29 |
| 19 | 93.47 | 5.70 | 0.80 | 0.03 | 0.00 | 0.00 | 0.00 | 0.00 | 0.00 | 10.65 | 16:13 |
| 20 | 90.63 | 6.33 | 1.83 | 0.67 | 0.30 | 0.17 | 0.07 | 0.00 | 0.00 | 17.31 | 16:08 |
| 21 | 57.10 | 23.17 | 11.37 | 4.93 | 2.13 | 0.93 | 0.27 | 0.07 | 0.00 | 20.38 | 16:04 |
| 22 | 97.43 | 2.33 | 0.23 | 0.00 | 0.00 | 0.00 | 0.00 | 0.00 | 0.00 | 9.42 | 14:27 |
| 23 | 91.90 | 5.00 | 2.57 | 0.50 | 0.03 | 0.00 | 0.00 | 0.00 | 0.00 | 11.57 | 23:01 |
| 24 | 75.30 | 13.07 | 8.17 | 2.97 | 0.43 | 0.00 | 0.00 | 0.00 | 0.00 | 13.77 | 1:56 |
| 25 | 96.13 | 3.47 | 0.37 | 0.00 | 0.00 | 0.00 | 0.00 | 0.00 | 0.00 | 9.57 | 14:13 |
| 26 | 93.70 | 5.33 | 0.87 | 0.07 | 0.00 | 0.00 | 0.00 | 0.00 | 0.00 | 13.41 | 15:05 |
| 27 | 84.07 | 13.63 | 2.10 | 0.23 | 0.00 | 0.00 | 0.00 | 0.00 | 0.00 | 11.42 | 18:48 |
| 28 | 81.33 | 14.20 | 4.03 | 0.43 | 0.03 | 0.00 | 0.00 | 0.00 | 0.00 | 11.78 | 6:37 |
| 29 | 78.63 | 16.70 | 4.13 | 0.53 | 0.03 | 0.00 | 0.00 | 0.00 | 0.00 | 12.34 | 0:50 |
| 30 | 97.67 | 2.20 | 0.10 | 0.00 | 0.00 | 0.00 | 0.00 | 0.00 | 0.00 | 9.78 | 18:24 |
| 31 | 93.70 | 4.43 | 0.93 | 0.57 | 0.27 | 0.07 | 0.00 | 0.00 | 0.00 | 15.77 | 0:52 |
| All | 88.91 | 8.19 | 2.14 | 0.54 | 0.14 | 0.05 | 0.02 | 0.00 | 0.00 | 21.50 | 19:04 |

** Indicates Invalid Data

Average Frequency Distribution of Wind Speeds - 10m
Resolution - East Plant
Aug-12

| | Wind Speed Interval (percent) | | | | | | | | | Max Gust | Time of |
|---|---|---|---|---|---|---|---|---|---|---|---|
| Day | <5 | 5 <7 | 7 <9 | 9 <11 | 11 <13 | 13 <15 | 15 <17 | 17 <19 | >19 | (m/s) | Gust |
| 1 | 98.10 | 1.77 | 0.13 | 0.00 | 0.00 | 0.00 | 0.00 | 0.00 | 0.00 | 8.91 | 15:54 |
| 2 | 97.30 | 2.63 | 0.07 | 0.00 | 0.00 | 0.00 | 0.00 | 0.00 | 0.00 | 8.35 | 15:24 |
| 3 | 94.90 | 4.40 | 0.67 | 0.00 | 0.00 | 0.00 | 0.00 | 0.00 | 0.00 | 10.75 | 15:38 |
| 4 | 98.07 | 1.73 | 0.20 | 0.00 | 0.00 | 0.00 | 0.00 | 0.00 | 0.00 | 9.93 | 15:34 |
| 5 | 94.13 | 4.67 | 0.97 | 0.23 | 0.03 | 0.00 | 0.00 | 0.00 | 0.00 | 12.03 | 20:25 |
| 6 | 69.73 | 16.33 | 8.63 | 3.53 | 1.33 | 0.37 | 0.03 | 0.00 | 0.00 | 17.05 | 19:58 |
| 7 | 95.80 | 3.93 | 0.23 | 0.00 | 0.00 | 0.00 | 0.00 | 0.00 | 0.00 | 9.11 | 17:15 |
| 8 | 76.93 | 14.83 | 6.17 | 1.63 | 0.37 | 0.03 | 0.00 | 0.00 | 0.00 | 15.46 | 17:35 |
| 9 | 88.30 | 8.83 | 2.37 | 0.43 | 0.03 | 0.00 | 0.00 | 0.00 | 0.00 | 11.88 | 13:12 |
| 10 | 83.67 | 10.57 | 4.53 | 1.17 | 0.10 | 0.00 | 0.00 | 0.00 | 0.00 | 13.82 | 13:47 |
| 11 | 93.70 | 5.57 | 0.70 | 0.00 | 0.00 | 0.00 | 0.00 | 0.00 | 0.00 | 9.78 | 11:09 |
| 12 | 94.27 | 5.20 | 0.50 | 0.00 | 0.00 | 0.00 | 0.00 | 0.00 | 0.00 | 9.98 | 12:58 |
| 13 | 75.27 | 15.33 | 7.30 | 1.93 | 0.23 | 0.00 | 0.00 | 0.00 | 0.00 | 14.54 | 21:40 |
| 14 | 93.20 | 5.80 | 0.90 | 0.07 | 0.00 | 0.00 | 0.00 | 0.00 | 0.00 | 11.11 | 16:49 |
| 15 | 90.90 | 8.10 | 0.97 | 0.07 | 0.00 | 0.00 | 0.00 | 0.00 | 0.00 | 11.21 | 14:13 |
| 16 | 97.57 | 2.30 | 0.10 | 0.00 | 0.00 | 0.00 | 0.00 | 0.00 | 0.00 | 9.32 | 23:59 |
| 17 | 88.07 | 9.63 | 1.90 | 0.37 | 0.03 | 0.00 | 0.00 | 0.00 | 0.00 | 12.75 | 2:21 |
| 18 | 95.90 | 3.47 | 0.57 | 0.07 | 0.00 | 0.00 | 0.00 | 0.00 | 0.00 | 10.60 | 18:29 |
| 19 | 96.53 | 2.87 | 0.57 | 0.07 | 0.00 | 0.00 | 0.00 | 0.00 | 0.00 | 10.34 | 19:55 |
| 20 | 97.80 | 1.97 | 0.27 | 0.00 | 0.00 | 0.00 | 0.00 | 0.00 | 0.00 | 9.37 | 17:18 |
| 21 | 85.37 | 8.67 | 3.20 | 1.37 | 0.70 | 0.37 | 0.23 | 0.07 | 0.00 | 19.92 | 18:35 |
| 22 | 97.40 | 2.43 | 0.17 | 0.00 | 0.00 | 0.00 | 0.00 | 0.00 | 0.00 | 8.70 | 11:59 |
| 23 | 99.30 | 0.70 | 0.00 | 0.00 | 0.00 | 0.00 | 0.00 | 0.00 | 0.00 | 7.37 | 16:53 |
| 24 | 98.17 | 1.63 | 0.20 | 0.00 | 0.00 | 0.00 | 0.00 | 0.00 | 0.00 | 9.47 | 8:18 |
| 25 | 96.63 | 2.93 | 0.37 | 0.03 | 0.00 | 0.00 | 0.00 | 0.00 | 0.00 | 10.39 | 15:52 |
| 26 | 97.07 | 2.73 | 0.23 | 0.00 | 0.00 | 0.00 | 0.00 | 0.00 | 0.00 | 9.16 | 16:58 |
| 27 | 84.37 | 12.40 | 3.10 | 0.13 | 0.00 | 0.00 | 0.00 | 0.00 | 0.00 | 10.24 | 9:11 |
| 28 | 89.70 | 8.83 | 1.33 | 0.13 | 0.00 | 0.00 | 0.00 | 0.00 | 0.00 | 11.52 | 11:31 |
| 29 | 98.83 | 1.13 | 0.07 | 0.00 | 0.00 | 0.00 | 0.00 | 0.00 | 0.00 | 8.86 | 19:19 |
| 30 | 96.07 | 3.60 | 0.30 | 0.00 | 0.00 | 0.00 | 0.00 | 0.00 | 0.00 | 11.26 | 20:36 |
| 31 | 98.03 | 1.93 | 0.03 | 0.00 | 0.00 | 0.00 | 0.00 | 0.00 | 0.00 | 7.73 | 16:05 |
| All | 92.29 | 5.71 | 1.51 | 0.36 | 0.09 | 0.02 | 0.01 | 0.00 | 0.00 | 19.92 | 18:35 |

Average Frequency Distribution of Wind Speeds - 10m
Resolution - East Plant
Sep-12

| | Wind Speed Interval (percent) | | | | | | | | | Max Gust | Time of |
|---|---|---|---|---|---|---|---|---|---|---|---|
| Day | <5 | 5 <7 | 7 <9 | 9 <11 | 11 <13 | 13 <15 | 15 <17 | 17 <19 | >19 | (m/s) | Gust |
| 1 | 98.30 | 1.67 | 0.03 | 0.00 | 0.00 | 0.00 | 0.00 | 0.00 | 0.00 | 9.06 | 15:22 |
| 2 | 94.03 | 5.07 | 0.87 | 0.07 | 0.00 | 0.00 | 0.00 | 0.00 | 0.00 | 11.37 | 15:46 |
| 3 | 94.73 | 4.83 | 0.40 | 0.00 | 0.00 | 0.00 | 0.00 | 0.00 | 0.00 | 10.09 | 11:07 |
| 4 | 92.23 | 6.67 | 0.97 | 0.03 | 0.00 | 0.00 | 0.00 | 0.00 | 0.00 | 11.67 | 15:41 |
| 5 | 93.90 | 5.60 | 0.47 | 0.03 | 0.00 | 0.00 | 0.00 | 0.00 | 0.00 | 10.65 | 13:47 |
| 6 | 94.63 | 4.53 | 0.57 | 0.20 | 0.10 | 0.03 | 0.00 | 0.00 | 0.00 | 13.77 | 17:36 |
| 7 | 92.73 | 7.20 | 0.10 | 0.00 | 0.00 | 0.00 | 0.00 | 0.00 | 0.00 | 7.37 | 16:16 |
| 8 | 37.80 | 31.57 | 23.83 | 6.13 | 0.63 | 0.00 | 0.00 | 0.00 | 0.00 | 13.26 | 11:15 |
| 9 | 42.80 | 33.57 | 20.83 | 2.73 | 0.03 | 0.00 | 0.00 | 0.00 | 0.00 | 12.44 | 8:46 |
| 10 | 95.30 | 4.17 | 0.50 | 0.03 | 0.00 | 0.00 | 0.00 | 0.00 | 0.00 | 10.09 | 21:23 |
| 11 | 98.77 | 1.20 | 0.00 | 0.00 | 0.00 | 0.00 | 0.00 | 0.00 | 0.00 | 8.04 | 15:31 |
| 12 | 97.83 | 2.03 | 0.13 | 0.00 | 0.00 | 0.00 | 0.00 | 0.00 | 0.00 | 8.55 | 18:09 |
| 13 | 52.50 | 23.53 | 17.23 | 5.67 | 1.07 | 0.07 | 0.00 | 0.00 | 0.00 | 14.59 | 21:05 |
| 14 | 26.30 | 26.10 | 23.80 | 16.43 | 6.17 | 1.13 | 0.07 | 0.00 | 0.00 | 16.13 | 2:51 |
| 15 | 67.83 | 21.87 | 9.27 | 1.00 | 0.03 | 0.00 | 0.00 | 0.00 | 0.00 | 11.67 | 11:27 |
| 16 | 98.03 | 1.90 | 0.10 | 0.00 | 0.00 | 0.00 | 0.00 | 0.00 | 0.00 | 7.83 | 15:49 |
| 17 | 96.70 | 3.00 | 0.27 | 0.00 | 0.00 | 0.00 | 0.00 | 0.00 | 0.00 | 10.39 | 13:43 |
| 18 | 98.67 | 1.33 | 0.00 | 0.00 | 0.00 | 0.00 | 0.00 | 0.00 | 0.00 | 7.12 | 10:03 |
| 19 | 95.40 | 4.53 | 0.07 | 0.00 | 0.00 | 0.00 | 0.00 | 0.00 | 0.00 | 7.73 | 12:32 |
| 20 | 98.37 | 1.57 | 0.07 | 0.00 | 0.00 | 0.00 | 0.00 | 0.00 | 0.00 | 8.04 | 14:24 |
| 21 | 97.23 | 2.67 | 0.10 | 0.00 | 0.00 | 0.00 | 0.00 | 0.00 | 0.00 | 8.24 | 16:31 |
| 22 | 98.43 | 1.53 | 0.00 | 0.00 | 0.00 | 0.00 | 0.00 | 0.00 | 0.00 | 7.53 | 13:43 |
| 23 | 95.13 | 4.53 | 0.30 | 0.00 | 0.00 | 0.00 | 0.00 | 0.00 | 0.00 | 8.81 | 9:17 |
| 24 | 98.27 | 1.57 | 0.17 | 0.00 | 0.00 | 0.00 | 0.00 | 0.00 | 0.00 | 8.60 | 17:13 |
| 25 | 94.53 | 4.50 | 0.90 | 0.07 | 0.00 | 0.00 | 0.00 | 0.00 | 0.00 | 10.85 | 15:38 |
| 26 | 97.30 | 2.53 | 0.17 | 0.00 | 0.00 | 0.00 | 0.00 | 0.00 | 0.00 | 8.70 | 14:22 |
| 27 | 98.73 | 1.23 | 0.03 | 0.00 | 0.00 | 0.00 | 0.00 | 0.00 | 0.00 | 8.19 | 13:26 |
| 28 | 99.10 | 0.90 | 0.00 | 0.00 | 0.00 | 0.00 | 0.00 | 0.00 | 0.00 | 6.76 | 20:39 |
| 29 | 95.97 | 4.00 | 0.03 | 0.00 | 0.00 | 0.00 | 0.00 | 0.00 | 0.00 | 8.19 | 15:40 |
| 30 | 87.13 | 11.67 | 1.20 | 0.03 | 0.00 | 0.00 | 0.00 | 0.00 | 0.00 | 9.83 | 12:09 |
| All | 87.62 | 7.57 | 3.41 | 1.08 | 0.27 | 0.04 | 0.00 | 0.00 | 0.00 | 16.13 | 2:51 |

Average Frequency Distribution of Wind Speeds - 10m
Resolution - West Plant
Jul-12

| | Wind Speed Interval (percent) | | | | | | | | | Max Gust | Time of |
|---|---|---|---|---|---|---|---|---|---|---|---|
| Day | <5 | 5 <7 | 7 <9 | 9 <11 | 11 <13 | 13 <15 | 15 <17 | 17 <19 | >19 | (m/s) | Gust |
| 1 | 84.20 | 13.20 | 2.57 | 0.03 | 0.00 | 0.00 | 0.00 | 0.00 | 0.00 | 9.63 | 14:19 |
| 2 | 81.53 | 14.80 | 3.43 | 0.27 | 0.00 | 0.00 | 0.00 | 0.00 | 0.00 | 11.26 | 16:08 |
| 3 | 72.03 | 18.87 | 7.67 | 1.37 | 0.03 | 0.00 | 0.00 | 0.00 | 0.00 | 12.65 | 13:16 |
| 4 | 94.40 | 5.07 | 0.43 | 0.13 | 0.00 | 0.00 | 0.00 | 0.00 | 0.00 | 10.60 | 10:46 |
| 5 | 82.40 | 15.13 | 2.37 | 0.10 | 0.00 | 0.00 | 0.00 | 0.00 | 0.00 | 11.67 | 17:12 |
| 6 | 79.77 | 14.80 | 4.93 | 0.47 | 0.00 | 0.00 | 0.00 | 0.00 | 0.00 | 11.57 | 16:14 |
| 7 | 87.60 | 10.40 | 1.87 | 0.10 | 0.00 | 0.00 | 0.00 | 0.00 | 0.00 | 10.80 | 14:43 |
| 8 | 80.07 | 13.90 | 4.47 | 1.27 | 0.27 | 0.03 | 0.00 | 0.00 | 0.00 | 15.46 | 20:24 |
| 9 | 79.63 | 14.47 | 4.73 | 0.97 | 0.17 | 0.00 | 0.00 | 0.00 | 0.00 | 13.93 | 16:17 |
| 10 | ** | ** | ** | ** | ** | ** | ** | ** | ** | ** | ** |
| 11 | 79.90 | 14.13 | 4.60 | 1.10 | 0.23 | 0.03 | 0.00 | 0.00 | 0.00 | 15.72 | 23:28 |
| 12 | 87.97 | 8.83 | 2.10 | 0.70 | 0.30 | 0.10 | 0.03 | 0.00 | 0.00 | 16.23 | 0:13 |
| 13 | 89.43 | 9.33 | 1.23 | 0.00 | 0.00 | 0.00 | 0.00 | 0.00 | 0.00 | 9.47 | 11:35 |
| 14 | 94.93 | 3.73 | 1.07 | 0.23 | 0.03 | 0.00 | 0.00 | 0.00 | 0.00 | 13.21 | 16:10 |
| 15 | 81.33 | 11.47 | 4.20 | 1.57 | 0.90 | 0.40 | 0.10 | 0.03 | 0.00 | 20.12 | 19:16 |
| 16 | 83.57 | 13.00 | 3.20 | 0.23 | 0.00 | 0.00 | 0.00 | 0.00 | 0.00 | 10.70 | 14:05 |
| 17 | 87.83 | 9.83 | 2.23 | 0.13 | 0.00 | 0.00 | 0.00 | 0.00 | 0.00 | 10.04 | 14:42 |
| 18 | 78.60 | 14.83 | 5.83 | 0.73 | 0.03 | 0.00 | 0.00 | 0.00 | 0.00 | 11.62 | 15:54 |
| 19 | 85.47 | 11.63 | 2.73 | 0.17 | 0.00 | 0.00 | 0.00 | 0.00 | 0.00 | 11.21 | 17:02 |
| 20 | 83.97 | 9.77 | 3.40 | 1.10 | 0.77 | 0.50 | 0.30 | 0.13 | 0.03 | 21.91 | 16:14 |
| 21 | 70.47 | 14.83 | 8.50 | 3.60 | 1.47 | 0.63 | 0.33 | 0.13 | 0.10 | 24.68 | 16:10 |
| 22 | 95.53 | 4.10 | 0.33 | 0.03 | 0.00 | 0.00 | 0.00 | 0.00 | 0.00 | 11.72 | 13:44 |
| 23 | 82.03 | 12.23 | 4.17 | 1.33 | 0.23 | 0.03 | 0.00 | 0.00 | 0.00 | 14.80 | 23:12 |
| 24 | 57.90 | 27.30 | 10.77 | 3.13 | 0.77 | 0.10 | 0.00 | 0.00 | 0.00 | 16.84 | 0:38 |
| 25 | 76.77 | 19.73 | 3.40 | 0.10 | 0.00 | 0.00 | 0.00 | 0.00 | 0.00 | 11.26 | 13:35 |
| 26 | 84.73 | 11.93 | 3.07 | 0.27 | 0.00 | 0.00 | 0.00 | 0.00 | 0.00 | 12.49 | 15:56 |
| 27 | 88.00 | 8.53 | 2.53 | 0.80 | 0.13 | 0.00 | 0.00 | 0.00 | 0.00 | 13.31 | 19:16 |
| 28 | 88.87 | 8.43 | 2.23 | 0.40 | 0.00 | 0.00 | 0.00 | 0.00 | 0.00 | 11.88 | 15:36 |
| 29 | 89.77 | 7.90 | 1.87 | 0.33 | 0.07 | 0.00 | 0.00 | 0.00 | 0.00 | 13.82 | 15:25 |
| 30 | 94.53 | 5.30 | 0.17 | 0.00 | 0.00 | 0.00 | 0.00 | 0.00 | 0.00 | 8.55 | 17:31 |
| 31 | 83.93 | 11.93 | 2.77 | 0.73 | 0.33 | 0.17 | 0.10 | 0.03 | 0.00 | 19.56 | 0:58 |
| All | 83.57 | 11.98 | 3.43 | 0.71 | 0.19 | 0.07 | 0.03 | 0.01 | 0.00 | 24.68 | 16:10 |

** Indicates Invalid Data

Average Frequency Distribution of Wind Speeds - 10m
Resolution - West Plant
Aug-12

| | Wind Speed Interval (percent) | | | | | | | | | Max Gust | Time of |
|---|---|---|---|---|---|---|---|---|---|---|---|
| Day | <5 | 5 <7 | 7 <9 | 9 <11 | 11 <13 | 13 <15 | 15 <17 | 17 <19 | >19 | (m/s) | Gust |
| 1 | 93.03 | 6.40 | 0.60 | 0.00 | 0.00 | 0.00 | 0.00 | 0.00 | 0.00 | 8.91 | 14:10 |
| 2 | 94.53 | 5.17 | 0.33 | 0.00 | 0.00 | 0.00 | 0.00 | 0.00 | 0.00 | 9.16 | 15:27 |
| 3 | 90.73 | 7.53 | 1.63 | 0.07 | 0.00 | 0.00 | 0.00 | 0.00 | 0.00 | 10.65 | 23:29 |
| 4 | 90.47 | 8.03 | 1.47 | 0.03 | 0.00 | 0.00 | 0.00 | 0.00 | 0.00 | 11.93 | 15:26 |
| 5 | 94.00 | 4.40 | 1.27 | 0.30 | 0.00 | 0.00 | 0.00 | 0.00 | 0.00 | 12.13 | 21:28 |
| 6 | 78.07 | 12.60 | 4.70 | 2.83 | 1.33 | 0.40 | 0.03 | 0.00 | 0.00 | 17.61 | 20:46 |
| 7 | 91.27 | 7.90 | 0.83 | 0.00 | 0.00 | 0.00 | 0.00 | 0.00 | 0.00 | 9.47 | 17:05 |
| 8 | 72.60 | 10.93 | 6.00 | 4.73 | 2.90 | 1.60 | 0.93 | 0.27 | 0.03 | 20.48 | 21:15 |
| 9 | 80.83 | 14.30 | 4.13 | 0.63 | 0.07 | 0.00 | 0.00 | 0.00 | 0.00 | 12.60 | 13:43 |
| 10 | 66.33 | 22.43 | 9.03 | 1.97 | 0.20 | 0.00 | 0.00 | 0.00 | 0.00 | 13.72 | 12:33 |
| 11 | 89.37 | 8.80 | 1.63 | 0.17 | 0.00 | 0.00 | 0.00 | 0.00 | 0.00 | 10.80 | 12:35 |
| 12 | 88.37 | 9.80 | 1.60 | 0.17 | 0.03 | 0.00 | 0.00 | 0.00 | 0.00 | 13.21 | 13:45 |
| 13 | 72.17 | 14.30 | 7.30 | 3.33 | 1.80 | 0.90 | 0.17 | 0.03 | 0.00 | 19.00 | 22:26 |
| 14 | 81.60 | 13.93 | 3.90 | 0.50 | 0.07 | 0.00 | 0.00 | 0.00 | 0.00 | 12.54 | 17:01 |
| 15 | 91.70 | 6.90 | 1.40 | 0.00 | 0.00 | 0.00 | 0.00 | 0.00 | 0.00 | 9.42 | 16:03 |
| 16 | 95.67 | 3.97 | 0.30 | 0.07 | 0.00 | 0.00 | 0.00 | 0.00 | 0.00 | 11.42 | 23:49 |
| 17 | 90.90 | 6.53 | 2.07 | 0.43 | 0.07 | 0.00 | 0.00 | 0.00 | 0.00 | 15.36 | 14:53 |
| 18 | 88.67 | 10.27 | 1.07 | 0.00 | 0.00 | 0.00 | 0.00 | 0.00 | 0.00 | 9.16 | 14:24 |
| 19 | 88.70 | 10.43 | 0.87 | 0.00 | 0.00 | 0.00 | 0.00 | 0.00 | 0.00 | 10.29 | 20:00 |
| 20 | 90.43 | 8.03 | 1.47 | 0.07 | 0.00 | 0.00 | 0.00 | 0.00 | 0.00 | 10.24 | 19:37 |
| 21 | 82.30 | 11.43 | 2.87 | 1.10 | 0.97 | 0.77 | 0.43 | 0.17 | 0.03 | 20.33 | 18:24 |
| 22 | 88.47 | 9.17 | 2.17 | 0.20 | 0.00 | 0.00 | 0.00 | 0.00 | 0.00 | 10.80 | 4:46 |
| 23 | 96.23 | 3.73 | 0.03 | 0.00 | 0.00 | 0.00 | 0.00 | 0.00 | 0.00 | 7.53 | 12:43 |
| 24 | 94.27 | 5.10 | 0.63 | 0.00 | 0.00 | 0.00 | 0.00 | 0.00 | 0.00 | 9.63 | 10:05 |
| 25 | 90.33 | 9.07 | 0.60 | 0.00 | 0.00 | 0.00 | 0.00 | 0.00 | 0.00 | 8.45 | 11:39 |
| 26 | 89.93 | 9.17 | 0.90 | 0.00 | 0.00 | 0.00 | 0.00 | 0.00 | 0.00 | 9.32 | 20:17 |
| 27 | 86.43 | 10.17 | 2.60 | 0.67 | 0.13 | 0.00 | 0.00 | 0.00 | 0.00 | 13.11 | 0:56 |
| 28 | 75.10 | 18.87 | 5.23 | 0.77 | 0.07 | 0.00 | 0.00 | 0.00 | 0.00 | 12.85 | 12:56 |
| 29 | 90.03 | 8.73 | 1.23 | 0.03 | 0.00 | 0.00 | 0.00 | 0.00 | 0.00 | 9.68 | 1:03 |
| 30 | 93.80 | 5.87 | 0.30 | 0.03 | 0.00 | 0.00 | 0.00 | 0.00 | 0.00 | 10.85 | 20:28 |
| 31 | 95.03 | 4.80 | 0.20 | 0.00 | 0.00 | 0.00 | 0.00 | 0.00 | 0.00 | 9.06 | 15:09 |
| All | 87.46 | 9.32 | 2.21 | 0.58 | 0.25 | 0.12 | 0.05 | 0.02 | 0.00 | 20.48 | 21:15 |

Average Frequency Distribution of Wind Speeds - 10m
Resolution - West Plant
Sep-12

| | Wind Speed Interval (percent) | | | | | | | | | Max Gust | Time of |
|---|---|---|---|---|---|---|---|---|---|---|---|
| Day | <5 | 5 <7 | 7 <9 | 9 <11 | 11 <13 | 13 <15 | 15 <17 | 17 <19 | >19 | (m/s) | Gust |
| 1 | 95.03 | 4.60 | 0.33 | 0.00 | 0.00 | 0.00 | 0.00 | 0.00 | 0.00 | 9.42 | 16:08 |
| 2 | 91.93 | 6.90 | 0.93 | 0.20 | 0.03 | 0.00 | 0.00 | 0.00 | 0.00 | 12.54 | 15:44 |
| 3 | 87.20 | 11.20 | 1.53 | 0.07 | 0.00 | 0.00 | 0.00 | 0.00 | 0.00 | 10.75 | 15:51 |
| 4 | 86.50 | 11.23 | 2.20 | 0.10 | 0.00 | 0.00 | 0.00 | 0.00 | 0.00 | 10.50 | 14:38 |
| 5 | 92.00 | 7.53 | 0.47 | 0.00 | 0.00 | 0.00 | 0.00 | 0.00 | 0.00 | 12.19 | 13:22 |
| 6 | 93.17 | 5.30 | 1.23 | 0.20 | 0.03 | 0.03 | 0.00 | 0.00 | 0.00 | 15.62 | 17:35 |
| 7 | 99.50 | 0.50 | 0.00 | 0.00 | 0.00 | 0.00 | 0.00 | 0.00 | 0.00 | 6.09 | 16:58 |
| 8 | 61.50 | 18.07 | 10.63 | 5.93 | 2.63 | 0.93 | 0.27 | 0.03 | 0.00 | 19.05 | 20:10 |
| 9 | 52.30 | 14.20 | 12.53 | 11.33 | 6.37 | 2.30 | 0.63 | 0.17 | 0.07 | 23.09 | 11:17 |
| 10 | 82.77 | 8.83 | 5.17 | 2.30 | 0.80 | 0.10 | 0.00 | 0.00 | 0.00 | 15.10 | 8:54 |
| 11 | 97.90 | 2.10 | 0.00 | 0.00 | 0.00 | 0.00 | 0.00 | 0.00 | 0.00 | 7.47 | 13:18 |
| 12 | 93.57 | 6.13 | 0.33 | 0.00 | 0.00 | 0.00 | 0.00 | 0.00 | 0.00 | 8.50 | 14:28 |
| 13 | 70.43 | 12.53 | 8.57 | 4.80 | 2.33 | 1.00 | 0.30 | 0.03 | 0.00 | 19.46 | 21:32 |
| 14 | 52.77 | 20.83 | 13.67 | 7.67 | 3.60 | 1.13 | 0.23 | 0.03 | 0.00 | 19.35 | 7:17 |
| 15 | 65.67 | 19.60 | 10.90 | 3.37 | 0.50 | 0.00 | 0.00 | 0.00 | 0.00 | 13.21 | 1:06 |
| 16 | 92.27 | 7.33 | 0.40 | 0.00 | 0.00 | 0.00 | 0.00 | 0.00 | 0.00 | 8.50 | 15:44 |
| 17 | 89.67 | 8.80 | 1.50 | 0.03 | 0.00 | 0.00 | 0.00 | 0.00 | 0.00 | 10.04 | 14:07 |
| 18 | 98.73 | 1.27 | 0.00 | 0.00 | 0.00 | 0.00 | 0.00 | 0.00 | 0.00 | 6.86 | 17:15 |
| 19 | 91.30 | 7.63 | 1.03 | 0.03 | 0.00 | 0.00 | 0.00 | 0.00 | 0.00 | 9.37 | 4:49 |
| 20 | 95.83 | 3.90 | 0.27 | 0.00 | 0.00 | 0.00 | 0.00 | 0.00 | 0.00 | 9.42 | 14:29 |
| 21 | 92.77 | 6.50 | 0.77 | 0.00 | 0.00 | 0.00 | 0.00 | 0.00 | 0.00 | 8.60 | 14:00 |
| 22 | 93.10 | 5.97 | 0.90 | 0.03 | 0.00 | 0.00 | 0.00 | 0.00 | 0.00 | 9.98 | 7:51 |
| 23 | 89.17 | 8.57 | 1.73 | 0.47 | 0.03 | 0.00 | 0.00 | 0.00 | 0.00 | 13.06 | 9:51 |
| 24 | 91.13 | 8.17 | 0.70 | 0.00 | 0.00 | 0.00 | 0.00 | 0.00 | 0.00 | 10.39 | 16:09 |
| 25 | 89.23 | 8.83 | 1.83 | 0.07 | 0.00 | 0.00 | 0.00 | 0.00 | 0.00 | 10.19 | 14:47 |
| 26 | 93.07 | 6.57 | 0.33 | 0.00 | 0.00 | 0.00 | 0.00 | 0.00 | 0.00 | 9.01 | 13:15 |
| 27 | 96.03 | 3.83 | 0.13 | 0.00 | 0.00 | 0.00 | 0.00 | 0.00 | 0.00 | 8.55 | 12:47 |
| 28 | 89.67 | 5.47 | 3.43 | 1.30 | 0.17 | 0.00 | 0.00 | 0.00 | 0.00 | 15.46 | 21:16 |
| 29 | 73.17 | 18.83 | 6.40 | 1.37 | 0.23 | 0.03 | 0.00 | 0.00 | 0.00 | 14.54 | 2:11 |
| 30 | 92.40 | 5.80 | 1.50 | 0.27 | 0.03 | 0.00 | 0.00 | 0.00 | 0.00 | 11.93 | 23:59 |
| All | 86.33 | 8.57 | 2.98 | 1.32 | 0.56 | 0.18 | 0.05 | 0.01 | 0.00 | 23.09 | 11:17 |

# Appendix C: Meteorological Data - Hourly

# SAROAD for Resolution, East_Plant
# "Component, Channel: Table100, WS_ms_10m"
# Month: Jul 2012

## Hour of day

| Day | 1 | 2 | 3 | 4 | 5 | 6 | 7 | 8 | 9 | 10 | 11 | 12 | 13 | 14 | 15 | 16 | 17 | 18 | 19 | 20 | 21 | 22 | 23 | 24 | Avg | Max | Min |
|---|---|---|---|---|---|---|---|---|---|---|---|---|---|---|---|---|---|---|---|---|---|---|---|---|---|---|---|
| 1 | 3.7 | 3.2 | 1.9 | 0.9 | 1.4 | 2.2 | 0.8 | 2.7 | 1.8 | 2.7 | 2.8 | 2.7 | 2.8 | 2.8 | 3.0 | 3.3 | 3.0 | 2.6 | 2.3 | 2.0 | 2.7 | 2.6 | 2.7 | 0.8 | 2.4 | 3.7 | 0.8 |
| 2 | 0.5 | 1.3 | 1.0 | 1.4 | 1.1 | 0.9 | 1.2 | 2.0 | 2.5 | 3.1 | 2.5 | 3.2 | 3.5 | 3.4 | 3.2 | 3.0 | 3.4 | 3.3 | 2.9 | 4.1 | 4.0 | 3.8 | 3.5 | 3.2 | 2.6 | 4.1 | 0.5 |
| 3 | 2.7 | 2.4 | 3.4 | 2.8 | 3.8 | 3.7 | 3.1 | 3.3 | 3.9 | 3.2 | 2.9 | 3.5 | 3.6 | 3.4 | 4.5 | 3.8 | 2.8 | 3.1 | 2.4 | 2.3 | 2.3 | 2.4 | 2.7 | 3.3 | 3.1 | 4.5 | 2.3 |
| 4 | 2.1 | 0.9 | 1.0 | 1.8 | 2.0 | 1.4 | 1.3 | 1.4 | 2.2 | 2.3 | 3.0 | 2.5 | 3.0 | 3.1 | 2.2 | 2.8 | 3.2 | 1.5 | 1.5 | 0.9 | 1.1 | 0.7 | 1.1 | 1.1 | 1.8 | 3.2 | 0.7 |
| 5 | 1.2 | 1.4 | 1.1 | 0.8 | 0.4 | 0.6 | 0.6 | 0.7 | 1.8 | 2.6 | 2.7 | 2.5 | 2.3 | 2.8 | 3.0 | 3.3 | 3.2 | 2.6 | 2.6 | 1.9 | 2.5 | 2.7 | 2.8 | 2.2 | 2.0 | 3.3 | 0.4 |
| 6 | 1.6 | 2.0 | 2.3 | 1.6 | 1.0 | 0.9 | 1.5 | 1.3 | 2.7 | 2.7 | 3.2 | 3.5 | 3.2 | 3.3 | 3.7 | 3.2 | 2.7 | 2.7 | 2.6 | 2.6 | 2.8 | 2.8 | 2.5 | 2.7 | 2.5 | 3.7 | 0.9 |
| 7 | 2.8 | 3.8 | 2.6 | 1.7 | 3.2 | 2.2 | 1.4 | 1.2 | 0.6 | 1.8 | 2.2 | 3.1 | 2.8 | 3.1 | 3.0 | 2.7 | 3.0 | 2.6 | 2.0 | 1.4 | 1.7 | 3.4 | 3.1 | 5.3 | 2.5 | 5.3 | 0.6 |
| 8 | 6.3 | 5.0 | 4.7 | 3.8 | 2.3 | 2.2 | 2.7 | 3.0 | 3.6 | 4.8 | 3.1 | 1.8 | 2.4 | 3.8 | 2.1 | 2.6 | 2.4 | 2.4 | 2.2 | 4.0 | 5.9 | 5.3 | 3.9 | 2.3 | 3.4 | 6.3 | 1.8 |
| 9 | 4.0 | 2.3 | 2.3 | 2.6 | 2.2 | 2.2 | 1.6 | 3.4 | 1.2 | 1.7 | 2.4 | 2.5 | 3.2 | 2.9 | 3.8 | 3.7 | 7.8 | 4.3 | 1.9 | 1.1 | 0.9 | 2.8 | 1.4 | 0.7 | 2.6 | 7.8 | 0.7 |
| 10 | 0.8 | 0.3 | 1.2 | 2.1 | 2.3 | 2.6 | 2.9 | 3.4 | 3.8 | 3.0 | 3.4 | 2.9 | 2.2 | 2.5 | 2.8 | 2.6 | -- | 1.6 | 2.6 | 1.9 | 2.8 | 3.6 | 3.0 | 1.2 | 2.4 | 3.8 | 0.3 |
| 11 | 3.9 | 4.0 | 3.8 | 4.6 | 2.8 | 3.0 | 4.0 | 5.3 | 6.0 | 4.9 | 4.8 | 4.0 | 4.5 | 4.2 | 3.5 | 3.1 | 3.0 | 1.8 | 2.1 | 5.2 | 1.8 | 2.3 | 1.1 | 5.8 | 3.7 | 6.0 | 1.1 |
| 12 | 7.1 | 2.7 | 1.6 | 1.0 | 1.9 | 3.6 | 3.8 | 4.4 | 5.8 | 4.8 | 3.3 | 2.2 | 2.1 | 2.9 | 4.9 | 2.5 | 2.2 | 1.9 | 1.8 | 3.2 | 5.2 | 3.8 | 3.3 | 3.3 | 3.3 | 7.1 | 1.0 |
| 13 | 2.0 | 1.9 | 3.1 | 1.8 | 1.3 | 1.1 | 1.7 | 1.1 | 2.4 | 3.5 | 4.3 | 4.2 | 4.5 | 3.9 | 4.0 | 3.5 | 3.1 | 2.4 | 2.1 | 2.3 | 1.8 | 1.6 | 1.4 | 1.6 | 2.5 | 4.5 | 1.1 |
| 14 | 1.4 | 1.7 | 1.1 | 0.9 | 0.8 | 1.3 | 0.8 | 1.8 | 1.3 | 2.9 | 2.6 | 2.5 | 2.7 | 3.3 | 2.8 | 3.4 | 3.0 | 2.7 | 1.6 | 1.6 | 1.1 | 1.5 | 1.9 | 1.6 | 1.9 | 3.4 | 0.8 |
| 15 | 2.0 | 1.5 | 1.4 | 1.0 | 1.2 | 1.2 | 1.2 | 0.8 | 1.0 | 2.7 | 2.6 | 2.4 | 3.2 | 3.4 | 3.0 | 2.7 | 2.6 | 2.4 | 3.2 | 9.0 | 4.7 | 4.3 | 3.9 | 3.5 | 2.7 | 9.0 | 0.8 |
| 16 | 2.4 | 1.8 | 2.3 | 2.6 | 2.7 | 2.2 | 2.4 | 2.4 | 3.2 | 2.7 | 2.3 | 3.1 | 3.0 | 3.0 | 3.0 | 2.8 | 3.1 | 2.5 | 2.0 | 1.8 | 1.8 | 1.2 | 3.3 | 2.0 | 2.5 | 3.3 | 1.2 |
| 17 | 2.6 | 2.7 | 3.2 | 2.2 | 1.6 | 1.7 | 1.1 | 1.9 | 1.8 | 1.5 | 2.4 | 2.6 | 2.8 | 3.0 | 3.2 | 2.9 | 3.1 | 3.1 | 3.2 | 2.3 | 1.1 | 1.7 | 1.5 | 1.0 | 2.3 | 3.2 | 1.0 |
| 18 | 0.9 | 0.8 | 1.1 | 1.0 | 0.5 | 0.5 | 0.5 | 0.8 | 1.5 | 2.6 | 2.7 | 3.1 | 3.2 | 3.3 | 3.4 | 3.3 | 3.1 | 3.2 | 2.8 | 3.6 | 3.4 | 3.6 | 3.7 | 3.1 | 2.3 | 3.7 | 0.5 |
| 19 | 2.4 | 2.7 | 2.1 | 1.7 | 0.9 | 0.9 | 1.1 | 0.8 | 2.2 | 2.5 | 2.6 | 2.8 | 2.9 | 2.6 | 3.1 | 3.0 | 3.2 | 3.2 | 3.2 | 3.8 | 3.6 | 3.6 | 3.4 | 2.0 | 2.5 | 3.8 | 0.8 |
| 20 | 2.2 | 1.7 | 0.8 | 1.2 | 1.1 | 1.2 | 1.3 | 2.3 | 1.5 | 3.1 | 3.1 | 2.1 | 1.9 | 2.5 | 1.5 | 2.6 | 7.0 | 1.7 | 2.1 | 2.5 | 1.9 | 4.3 | 5.1 | 4.5 | 2.5 | 7.0 | 0.8 |
| 21 | 6.7 | 6.7 | 8.8 | 7.5 | 7.0 | 5.4 | 5.1 | 5.6 | 4.6 | 4.2 | 5.4 | 4.2 | 5.0 | 4.3 | 4.5 | 3.0 | 11.2 | 4.4 | 3.0 | 2.3 | 2.1 | 1.9 | 1.9 | 1.7 | 4.9 | 11.2 | 1.7 |
| 22 | 1.7 | 1.6 | 1.9 | 2.0 | 1.6 | 1.9 | 1.9 | 2.6 | 1.6 | 1.8 | 2.6 | 2.5 | 2.7 | 2.6 | 3.8 | 1.6 | 3.7 | 2.0 | 2.0 | 1.4 | 1.0 | 1.3 | 1.0 | 0.6 | 2.0 | 3.8 | 0.6 |
| 23 | 0.9 | 1.0 | 1.5 | 1.7 | 1.6 | 2.1 | 2.3 | 2.6 | 1.9 | 2.4 | 1.6 | 2.0 | 2.5 | 3.6 | 2.7 | 2.7 | 3.3 | 1.9 | 2.7 | 1.5 | 1.3 | 1.1 | 4.1 | 6.8 | 2.3 | 6.8 | 0.9 |
| 24 | 7.4 | 8.7 | 7.6 | 4.7 | 1.7 | 2.2 | 2.3 | 1.8 | 2.0 | 3.0 | 4.1 | 2.6 | 6.1 | 4.7 | 5.0 | 5.1 | 3.1 | 2.6 | 2.5 | 2.3 | 3.1 | 2.8 | 2.0 | 1.6 | 3.7 | 8.7 | 1.6 |
| 25 | 1.1 | 1.3 | 1.5 | 1.2 | 0.9 | 1.2 | 0.9 | 0.9 | 1.7 | 1.9 | 1.9 | 2.9 | 2.5 | 3.0 | 2.8 | 3.2 | 2.9 | 2.5 | 2.3 | 2.0 | 1.8 | 2.3 | 2.0 | 2.0 | 1.9 | 3.2 | 0.9 |
| 26 | 2.5 | 2.6 | 2.5 | 3.1 | 3.0 | 2.7 | 2.8 | 2.3 | 2.1 | 2.5 | 3.1 | 2.9 | 3.2 | 3.2 | 3.3 | 3.8 | 2.8 | 2.6 | 2.2 | 1.8 | 3.3 | 2.5 | 2.5 | 1.7 | 2.7 | 3.8 | 1.7 |
| 27 | 2.8 | 2.3 | 1.2 | 0.6 | 1.3 | 0.8 | 0.8 | 1.1 | 4.6 | 5.0 | 4.0 | 3.5 | 1.6 | 2.7 | 3.0 | 3.0 | 2.6 | 2.2 | 3.8 | 5.4 | 3.5 | 3.5 | 5.0 | 3.8 | 2.8 | 5.4 | 0.6 |
| 28 | 2.7 | 2.7 | 4.5 | 4.6 | 3.5 | 3.0 | 5.9 | 5.6 | 5.7 | 3.6 | 3.2 | 2.7 | 2.3 | 2.6 | 3.8 | 3.1 | 4.7 | 3.0 | 1.2 | 0.7 | 1.7 | 2.9 | 3.2 | 4.3 | 3.4 | 5.9 | 0.7 |
| 29 | 6.0 | 4.2 | 4.6 | 4.4 | 4.2 | 3.5 | 4.1 | 4.4 | 3.5 | 3.4 | 3.6 | 4.7 | 4.6 | 3.4 | 4.2 | 2.9 | 4.6 | 4.3 | 2.3 | 1.0 | 1.2 | 0.6 | 0.8 | 1.1 | 3.4 | 6.0 | 0.6 |
| 30 | 0.9 | 0.7 | 0.7 | 1.0 | 1.1 | 0.9 | 0.7 | 1.1 | 1.6 | 3.1 | 3.0 | 2.8 | 3.2 | 2.5 | 3.0 | 2.9 | 3.0 | 2.1 | 2.3 | 2.2 | 2.3 | 1.4 | 1.9 | 2.7 | 1.9 | 3.2 | 0.7 |
| 31 | 5.4 | 1.9 | 1.7 | 2.7 | 2.5 | 1.6 | 1.5 | 2.0 | 2.0 | 1.6 | 2.4 | 2.2 | 3.0 | 2.8 | 2.5 | 2.8 | 2.7 | 3.0 | 2.3 | 2.2 | 2.3 | 2.3 | 1.7 | 0.8 | 2.3 | 5.4 | 0.8 |
| Avg | 2.9 | 2.5 | 2.5 | 2.3 | 2.0 | 2.0 | 2.0 | 2.4 | 2.6 | 3.0 | 3.0 | 2.9 | 3.1 | 3.2 | 3.3 | 3.1 | 3.6 | 2.7 | 2.4 | 2.6 | 2.5 | 2.6 | 2.6 | 2.5 | 2.7 | -- | -- |
| Max | 7.4 | 8.7 | 8.8 | 7.5 | 7.0 | 5.4 | 5.9 | 5.6 | 6.0 | 5.0 | 5.4 | 4.7 | 6.1 | 4.7 | 5.0 | 5.1 | 11.2 | 4.4 | 3.8 | 9.0 | 5.9 | 5.3 | 5.1 | 6.8 | -- | 11.2 | -- |
| Min | 0.5 | 0.3 | 0.7 | 0.6 | 0.4 | 0.5 | 0.5 | 0.7 | 0.6 | 1.5 | 1.6 | 1.8 | 1.6 | 2.5 | 1.5 | 1.6 | 2.2 | 1.5 | 1.2 | 0.7 | 0.9 | 0.6 | 0.8 | 0.6 | -- | -- | 0.3 |

-- Indicates Invalid Data

## SAROAD for Resolution, East_Plant
## "Component, Channel: Table100, WS_ms_10m"
## Month: Aug 2012

### Hour of day

| Day | 1 | 2 | 3 | 4 | 5 | 6 | 7 | 8 | 9 | 10 | 11 | 12 | 13 | 14 | 15 | 16 | 17 | 18 | 19 | 20 | 21 | 22 | 23 | 24 | Avg | Max | Min |
|---|---|---|---|---|---|---|---|---|---|---|---|---|---|---|---|---|---|---|---|---|---|---|---|---|---|---|---|
| 1 | 0.8 | 0.9 | 0.7 | 0.8 | 0.8 | 0.8 | 0.6 | 0.7 | 2.1 | 2.3 | 2.1 | 2.3 | 2.6 | 2.6 | 2.8 | 2.9 | 3.0 | 2.3 | 2.3 | 1.6 | 1.0 | 0.6 | 0.7 | 0.7 | 1.6 | 3.0 | 0.6 |
| 2 | 0.5 | 0.9 | 0.8 | 0.4 | 0.5 | 0.4 | 0.6 | 0.9 | 2.1 | 2.6 | 2.3 | 3.2 | 2.9 | 2.6 | 3.3 | 2.8 | 2.8 | 2.3 | 2.8 | 1.6 | 0.8 | 0.9 | 0.6 | 0.7 | 1.6 | 3.3 | 0.4 |
| 3 | 0.4 | 0.8 | 1.2 | 0.4 | 0.6 | 0.8 | 0.7 | 1.1 | 1.9 | 1.3 | 2.3 | 2.2 | 2.3 | 2.7 | 3.0 | 2.8 | 2.6 | 2.9 | 2.1 | 1.6 | 1.4 | 0.3 | 3.1 | 4.3 | 1.8 | 4.3 | 0.3 |
| 4 | 2.2 | 1.7 | 1.5 | 1.6 | 1.0 | 1.3 | 1.8 | 2.4 | 2.6 | 2.4 | 1.8 | 2.2 | 2.5 | 2.5 | 2.5 | 3.3 | 2.9 | 2.3 | 2.0 | 1.3 | 1.5 | 1.5 | 1.1 | 2.4 | 2.0 | 3.3 | 1.0 |
| 5 | 2.3 | 1.5 | 0.8 | 1.2 | 1.7 | 2.5 | 4.6 | 3.4 | 3.1 | 1.8 | 2.3 | 3.8 | 2.4 | 1.7 | 1.5 | 2.2 | 1.8 | 1.6 | 1.4 | 2.0 | 4.4 | 4.0 | 2.6 | 2.5 | 2.4 | 4.6 | 0.8 |
| 6 | 2.6 | 4.0 | 7.3 | 6.4 | 6.3 | 3.0 | 2.5 | 4.1 | 4.7 | 3.3 | 2.9 | 2.6 | 3.0 | 2.6 | 2.4 | 2.5 | 3.3 | 3.4 | 4.8 | 5.9 | 9.6 | 6.9 | 3.4 | 2.4 | 4.2 | 9.6 | 2.4 |
| 7 | 1.9 | 1.7 | 2.0 | 1.8 | 1.1 | 1.2 | 1.7 | 2.9 | 2.9 | 2.0 | 2.7 | 2.7 | 2.7 | 3.5 | 3.3 | 2.8 | 2.7 | 3.4 | 3.6 | 2.6 | 1.7 | 1.8 | 1.6 | 0.9 | 2.3 | 3.6 | 0.9 |
| 8 | 1.0 | 1.1 | 1.4 | 1.3 | 1.3 | 1.3 | 0.8 | 1.2 | 1.5 | 1.5 | 2.4 | 2.1 | 3.5 | 3.4 | 3.4 | 3.9 | 3.9 | 6.2 | 4.7 | 6.6 | 6.3 | 5.5 | 5.1 | 3.8 | 3.0 | 6.6 | 0.8 |
| 9 | 3.6 | 1.5 | 1.5 | 1.7 | 2.4 | 3.1 | 2.9 | 3.6 | 4.1 | 3.2 | 2.2 | 3.8 | 5.6 | 5.5 | 4.6 | 4.1 | 2.7 | 2.9 | 1.7 | 0.9 | 0.7 | 0.8 | 1.1 | 1.3 | 2.7 | 5.6 | 0.7 |
| 10 | 0.8 | 1.1 | 1.4 | 1.4 | 1.4 | 1.5 | 1.7 | 2.5 | 3.7 | 2.9 | 4.4 | 5.7 | 6.1 | 6.3 | 5.6 | 4.7 | 3.7 | 3.6 | 2.3 | 1.9 | 1.6 | 0.7 | 0.6 | 0.7 | 2.8 | 6.3 | 0.6 |
| 11 | 0.6 | 0.8 | 1.2 | 1.8 | 1.0 | 0.9 | 1.4 | 2.3 | 2.1 | 2.7 | 3.8 | 4.3 | 4.0 | 4.0 | 4.2 | 2.3 | 2.4 | 1.8 | 3.2 | 2.2 | 1.9 | 2.3 | 1.6 | 0.8 | 2.2 | 4.3 | 0.6 |
| 12 | 1.1 | 1.2 | 1.4 | 1.2 | 1.3 | 1.3 | 2.7 | 2.9 | 3.5 | 3.0 | 3.8 | 3.5 | 3.5 | 4.1 | 3.4 | 2.4 | 3.2 | 2.8 | 2.1 | 2.2 | 2.2 | 1.3 | 0.9 | 1.8 | 2.4 | 4.1 | 0.9 |
| 13 | 2.4 | 1.9 | 2.0 | 3.6 | 5.2 | 2.9 | 3.2 | 4.6 | 5.2 | 7.0 | 5.7 | 3.8 | 3.0 | 2.2 | 2.3 | 3.3 | 1.7 | 1.4 | 2.7 | 2.8 | 3.3 | 5.8 | 7.3 | 3.7 | 3.6 | 7.3 | 1.4 |
| 14 | 2.3 | 1.8 | 1.5 | 2.4 | 2.1 | 2.1 | 3.5 | 2.9 | 2.6 | 2.0 | 2.1 | 3.1 | 3.4 | 3.6 | 2.4 | 2.4 | 3.4 | 2.9 | 2.1 | 2.3 | 1.5 | 2.2 | 4.0 | 3.4 | 2.6 | 4.0 | 1.5 |
| 15 | 3.6 | 4.6 | 2.5 | 1.8 | 1.4 | 1.5 | 2.2 | 2.3 | 3.6 | 2.9 | 3.3 | 3.3 | 3.0 | 3.7 | 3.8 | 3.3 | 3.4 | 3.8 | 3.4 | 3.7 | 3.4 | 2.1 | 2.4 | 1.8 | 3.0 | 4.6 | 1.4 |
| 16 | 1.3 | 1.8 | 1.9 | 2.0 | 1.2 | 0.6 | 1.1 | 1.6 | 1.2 | 2.1 | 2.3 | 2.4 | 2.2 | 2.8 | 2.8 | 2.6 | 2.4 | 3.2 | 2.9 | 1.6 | 1.8 | 1.1 | 1.1 | 3.6 | 2.0 | 3.6 | 0.6 |
| 17 | 2.5 | 4.0 | 5.8 | 4.1 | 3.9 | 3.0 | 3.0 | 4.7 | 5.3 | 3.9 | 2.1 | 1.7 | 2.5 | 2.5 | 2.8 | 2.0 | 1.8 | 1.5 | 2.6 | 2.1 | 1.5 | 1.9 | 2.9 | 1.8 | 2.9 | 5.8 | 1.5 |
| 18 | 2.9 | 2.2 | 0.8 | 1.9 | 3.5 | 2.7 | 2.2 | 1.3 | 1.0 | 2.2 | 2.7 | 2.8 | 2.7 | 2.9 | 2.8 | 2.8 | 3.4 | 3.4 | 2.8 | 2.2 | 2.2 | 2.1 | 1.7 | 1.3 | 2.4 | 3.5 | 0.8 |
| 19 | 1.4 | 1.3 | 1.5 | 1.1 | 0.6 | 0.7 | 0.9 | 0.3 | 1.5 | 2.8 | 2.4 | 2.4 | 2.2 | 2.0 | 2.4 | 2.6 | 2.9 | 3.1 | 3.3 | 2.1 | 3.6 | 2.1 | 1.3 | 1.0 | 1.9 | 3.6 | 0.3 |
| 20 | 1.0 | 0.9 | 1.0 | 0.9 | 1.6 | 1.8 | 1.4 | 2.5 | 2.0 | 3.1 | 2.2 | 2.4 | 2.2 | 2.2 | 3.0 | 2.7 | 2.6 | 3.9 | 1.9 | 1.5 | 1.2 | 1.2 | 1.1 | 1.4 | 1.9 | 3.9 | 0.9 |
| 21 | 1.1 | 1.2 | 0.6 | 1.1 | 1.7 | 1.5 | 1.4 | 1.0 | 1.6 | 1.9 | 2.3 | 2.9 | 3.2 | 3.0 | 3.3 | 3.2 | 2.7 | 3.7 | 8.7 | 6.3 | 4.0 | 5.1 | 4.3 | 2.3 | 2.8 | 8.7 | 0.6 |
| 22 | 1.5 | 1.7 | 1.8 | 1.8 | 2.5 | 1.7 | 1.4 | 2.1 | 2.7 | 2.1 | 4.1 | 3.3 | 3.7 | 2.6 | 1.4 | 2.0 | 1.9 | 2.5 | 2.2 | 0.9 | 0.8 | 0.7 | 0.6 | 0.8 | 2.0 | 4.1 | 0.6 |
| 23 | 0.6 | 1.0 | 0.8 | 0.7 | 1.9 | 1.3 | 1.1 | 1.2 | 0.8 | 1.8 | 2.2 | 1.9 | 2.0 | 2.4 | 2.1 | 1.9 | 2.0 | 2.5 | 1.8 | 1.4 | 0.8 | 0.4 | 0.5 | 0.7 | 1.4 | 2.5 | 0.4 |
| 24 | 0.7 | 0.5 | 0.7 | 0.6 | 0.6 | 0.7 | 0.7 | 0.9 | 2.8 | 2.1 | 1.1 | 1.2 | 1.9 | 2.6 | 2.7 | 2.4 | 2.0 | 2.4 | 1.6 | 2.7 | 2.8 | 2.8 | 2.8 | 1.2 | 1.7 | 2.8 | 0.5 |
| 25 | 0.7 | 0.5 | 0.8 | 1.2 | 1.7 | 1.5 | 0.5 | 1.2 | 2.3 | 2.5 | 3.0 | 2.7 | 3.3 | 2.4 | 3.3 | 2.9 | 3.3 | 2.6 | 2.1 | 1.4 | 2.3 | 2.1 | 1.0 | 0.4 | 1.9 | 3.3 | 0.4 |
| 26 | 0.7 | 0.7 | 0.8 | 1.4 | 0.6 | 0.6 | 0.9 | 0.5 | 0.9 | 2.2 | 2.7 | 2.8 | 2.7 | 2.5 | 3.1 | 2.8 | 3.0 | 2.3 | 2.2 | 2.5 | 3.9 | 1.8 | 1.1 | 1.6 | 1.8 | 3.9 | 0.5 |
| 27 | 2.7 | 2.1 | 1.3 | 2.7 | 3.2 | 3.0 | 3.6 | 4.2 | 6.1 | 6.1 | 4.5 | 3.5 | 4.6 | 4.0 | 4.0 | 3.1 | 2.4 | 2.0 | 1.3 | 1.0 | 0.7 | 0.5 | 0.9 | 1.0 | 2.9 | 6.1 | 0.5 |
| 28 | 1.4 | 1.8 | 1.3 | 1.7 | 1.7 | 2.0 | 2.2 | 3.4 | 4.1 | 4.8 | 4.5 | 4.0 | 4.0 | 4.3 | 4.1 | 3.4 | 3.4 | 2.2 | 2.1 | 0.6 | 0.8 | 0.8 | 1.5 | 1.5 | 2.6 | 4.8 | 0.6 |
| 29 | 1.2 | 1.0 | 1.2 | 1.6 | 1.5 | 0.9 | 1.0 | 0.7 | 1.4 | 2.1 | 2.3 | 2.2 | 2.0 | 2.2 | 2.0 | 2.1 | 2.4 | 2.5 | 2.4 | 2.9 | 2.3 | 2.9 | 1.1 | 1.0 | 1.8 | 2.9 | 0.7 |
| 30 | 2.9 | 1.8 | 1.1 | 0.9 | 1.1 | 0.5 | 0.9 | 0.7 | 1.0 | 2.0 | 2.8 | 2.8 | 2.4 | 2.9 | 2.6 | 2.8 | 2.7 | 2.3 | 2.8 | 3.2 | 3.2 | 2.6 | 2.5 | 0.6 | 2.0 | 3.2 | 0.5 |
| 31 | 0.3 | 0.6 | 1.2 | 0.5 | 0.4 | 0.5 | 1.0 | 0.7 | 1.6 | 2.9 | 3.4 | 2.7 | 2.3 | 2.4 | 2.4 | 2.5 | 2.4 | 2.9 | 2.2 | 2.5 | 2.9 | 2.4 | 0.8 | 1.2 | 1.8 | 3.4 | 0.3 |
| Avg | 1.6 | 1.6 | 1.6 | 1.7 | 1.8 | 1.5 | 1.8 | 2.1 | 2.6 | 2.8 | 2.9 | 2.9 | 3.1 | 3.1 | 3.0 | 2.8 | 2.7 | 2.8 | 2.7 | 2.4 | 2.5 | 2.2 | 2.0 | 1.7 | 2.3 | -- | -- |
| Max | 3.6 | 4.6 | 7.3 | 6.4 | 6.3 | 3.1 | 4.6 | 4.7 | 6.1 | 7.0 | 5.7 | 5.7 | 6.1 | 6.3 | 5.6 | 4.7 | 3.9 | 6.2 | 8.7 | 6.6 | 9.6 | 6.9 | 7.3 | 4.3 | -- | 9.6 | -- |
| Min | 0.3 | 0.5 | 0.6 | 0.4 | 0.4 | 0.4 | 0.5 | 0.3 | 0.8 | 1.3 | 1.1 | 1.2 | 1.9 | 1.7 | 1.4 | 1.9 | 1.7 | 1.4 | 1.3 | 0.6 | 0.7 | 0.3 | 0.5 | 0.4 | -- | -- | 0.3 |

## SAROAD for Resolution, East_Plant
## "Component, Channel: Table100, WS_ms_10m"
## Month: Sep 2012

### Hour of day

| Day | 1 | 2 | 3 | 4 | 5 | 6 | 7 | 8 | 9 | 10 | 11 | 12 | 13 | 14 | 15 | 16 | 17 | 18 | 19 | 20 | 21 | 22 | 23 | 24 | Avg | Max | Min |
|---|---|---|---|---|---|---|---|---|---|---|---|---|---|---|---|---|---|---|---|---|---|---|---|---|---|---|---|
| 1 | 0.5 | 0.7 | 1.0 | 1.1 | 1.1 | 1.3 | 0.9 | 0.9 | 1.9 | 1.6 | 2.2 | 2.4 | 2.1 | 2.1 | 3.2 | 2.5 | 2.5 | 2.2 | 2.5 | 2.4 | 2.5 | 2.0 | 1.3 | 2.0 | 1.8 | 3.2 | 0.5 |
| 2 | 1.4 | 0.9 | 0.9 | 1.1 | 1.2 | 1.8 | 1.5 | 1.6 | 2.3 | 3.0 | 2.8 | 2.7 | 2.6 | 3.5 | 3.5 | 5.2 | 2.8 | 2.1 | 2.5 | 2.9 | 3.2 | 2.6 | 1.7 | 1.4 | 2.3 | 5.2 | 0.9 |
| 3 | 0.9 | 2.3 | 1.3 | 1.5 | 1.6 | 1.5 | 1.0 | 1.1 | 1.6 | 2.6 | 2.8 | 2.9 | 2.9 | 3.1 | 2.8 | 2.9 | 3.0 | 3.0 | 3.2 | 2.6 | 3.1 | 2.4 | 2.7 | 3.4 | 2.3 | 3.4 | 0.9 |
| 4 | 3.9 | 2.8 | 3.4 | 2.2 | 0.7 | 1.3 | 2.0 | 2.8 | 3.5 | 3.3 | 2.5 | 3.3 | 3.7 | 3.5 | 3.1 | 3.7 | 3.6 | 3.2 | 2.2 | 1.4 | 1.3 | 1.5 | 1.1 | 1.1 | 2.6 | 3.9 | 0.7 |
| 5 | 1.0 | 0.8 | 0.4 | 1.3 | 1.0 | 0.6 | 0.6 | 1.1 | 2.5 | 2.5 | 3.3 | 3.4 | 3.0 | 3.7 | 3.8 | 3.7 | 2.9 | 2.2 | 3.0 | 2.4 | 3.0 | 2.9 | 3.3 | 3.1 | 2.3 | 3.8 | 0.4 |
| 6 | 3.2 | 2.5 | 2.6 | 1.8 | 1.8 | 1.2 | 0.8 | 1.3 | 1.7 | 2.8 | 2.9 | 2.4 | 2.7 | 3.0 | 3.0 | 4.0 | 2.4 | 4.1 | 2.6 | 2.1 | 3.2 | 2.3 | 1.2 | 2.2 | 2.4 | 4.1 | 0.8 |
| 7 | 1.9 | 0.7 | 0.6 | 0.7 | 2.0 | 3.4 | 3.2 | 2.3 | 2.5 | 2.8 | 2.8 | 2.1 | 3.5 | 2.1 | 3.2 | 4.4 | 4.8 | 5.2 | 4.4 | 2.7 | 1.0 | 0.8 | 0.6 | 0.9 | 2.4 | 5.2 | 0.6 |
| 8 | 1.8 | 2.3 | 2.2 | 3.2 | 3.5 | 4.5 | 5.6 | 5.4 | 6.5 | 7.7 | 6.7 | 7.6 | 5.8 | 6.9 | 7.1 | 6.0 | 6.1 | 7.2 | 6.4 | 6.6 | 6.7 | 6.9 | 6.6 | 6.6 | 5.7 | 7.7 | 1.8 |
| 9 | 6.9 | 7.2 | 7.2 | 6.0 | 6.4 | 6.0 | 6.1 | 6.6 | 7.4 | 6.3 | 5.6 | 5.3 | 3.6 | 5.0 | 5.5 | 6.5 | 6.7 | 6.0 | 4.3 | 2.5 | 1.3 | 0.7 | 1.4 | 2.0 | 5.1 | 7.4 | 0.7 |
| 10 | 3.0 | 2.0 | 1.3 | 1.9 | 1.3 | 1.5 | 2.9 | 2.2 | 3.7 | 2.9 | 2.8 | 2.3 | 2.4 | 2.2 | 1.6 | 1.6 | 1.7 | 2.2 | 3.7 | 2.4 | 1.6 | 3.6 | 3.7 | 1.5 | 2.3 | 3.7 | 1.3 |
| 11 | 1.8 | 1.5 | 0.9 | 0.4 | 1.1 | 1.3 | 0.8 | 0.9 | 2.0 | 2.4 | 1.5 | 1.7 | 1.9 | 2.1 | 3.3 | 4.1 | 2.1 | 0.8 | 1.3 | 1.3 | 0.5 | 0.8 | 1.5 | 1.2 | 1.5 | 4.1 | 0.4 |
| 12 | 0.9 | 1.4 | 1.4 | 1.0 | 1.4 | 1.9 | 1.0 | 0.7 | 1.5 | 2.5 | 2.4 | 2.5 | 2.7 | 2.8 | 2.9 | 2.8 | 2.9 | 2.6 | 2.2 | 2.6 | 2.3 | 2.5 | 2.4 | 1.1 | 2.0 | 2.9 | 0.7 |
| 13 | 1.3 | 1.7 | 2.2 | 6.1 | 6.8 | 7.1 | 4.8 | 4.2 | 5.4 | 7.9 | 7.1 | 6.8 | 4.0 | 2.3 | 1.7 | 2.4 | 2.4 | 4.3 | 4.4 | 4.3 | 7.2 | 7.7 | 8.0 | 6.2 | 4.8 | 8.0 | 1.3 |
| 14 | 7.0 | 8.5 | 9.8 | 9.1 | 9.5 | 8.5 | 9.8 | 9.3 | 7.5 | 8.2 | 6.9 | 6.9 | 6.8 | 5.4 | 6.5 | 6.7 | 6.7 | 7.0 | 5.2 | 4.1 | 4.0 | 2.5 | 5.9 | 4.7 | 6.9 | 9.8 | 2.5 |
| 15 | 5.1 | 4.8 | 6.1 | 6.0 | 3.5 | 5.1 | 4.4 | 6.1 | 6.5 | 6.2 | 6.2 | 6.0 | 4.3 | 3.0 | 2.9 | 2.7 | 1.7 | 1.6 | 1.0 | 0.5 | 0.2 | 0.6 | 0.4 | 0.3 | 3.6 | 6.5 | 0.2 |
| 16 | 0.6 | 0.8 | 0.7 | 1.1 | 0.9 | 1.1 | 1.0 | 0.7 | 0.9 | 2.3 | 3.0 | 2.8 | 2.8 | 3.3 | 2.7 | 3.1 | 2.4 | 2.3 | 1.9 | 1.6 | 0.9 | 0.7 | 0.8 | 1.5 | 1.7 | 3.3 | 0.6 |
| 17 | 2.2 | 2.4 | 2.6 | 2.7 | 1.7 | 0.6 | 0.5 | 1.5 | 2.3 | 3.2 | 3.2 | 2.5 | 2.7 | 2.9 | 2.9 | 3.0 | 2.7 | 2.4 | 2.5 | 2.6 | 2.0 | 2.2 | 1.6 | 1.2 | 2.2 | 3.2 | 0.5 |
| 18 | 1.3 | 1.5 | 1.8 | 1.7 | 1.7 | 1.1 | 1.1 | 0.8 | 1.4 | 3.2 | 3.7 | 2.0 | 2.6 | 1.8 | 1.8 | 2.3 | 2.4 | 1.9 | 2.9 | 2.7 | 1.7 | 0.6 | 0.7 | 1.4 | 1.8 | 3.7 | 0.6 |
| 19 | 1.4 | 1.9 | 1.3 | 1.4 | 1.4 | 2.1 | 2.0 | 2.4 | 4.2 | 4.5 | 4.2 | 3.3 | 3.4 | 2.7 | 2.6 | 3.1 | 2.3 | 1.9 | 1.0 | 2.3 | 2.3 | 0.7 | 0.9 | 0.8 | 2.3 | 4.5 | 0.7 |
| 20 | 0.5 | 1.0 | 1.4 | 1.3 | 1.4 | 1.7 | 1.8 | 2.1 | 2.6 | 3.1 | 1.4 | 2.3 | 2.3 | 2.8 | 3.4 | 2.0 | 2.1 | 1.9 | 2.0 | 2.9 | 2.5 | 2.3 | 1.1 | 0.7 | 1.9 | 3.4 | 0.5 |
| 21 | 1.0 | 1.1 | 0.7 | 0.4 | 0.7 | 0.9 | 0.8 | 1.0 | 0.9 | 1.2 | 2.8 | 2.7 | 2.5 | 3.0 | 3.2 | 2.9 | 2.7 | 2.1 | 2.1 | 3.6 | 2.8 | 2.2 | 0.9 | 1.1 | 1.8 | 3.6 | 0.4 |
| 22 | 1.2 | 1.1 | 1.4 | 1.0 | 1.2 | 1.7 | 1.6 | 2.9 | 3.3 | 3.0 | 3.1 | 2.7 | 3.0 | 3.4 | 2.3 | 1.6 | 2.3 | 2.1 | 1.5 | 1.2 | 1.1 | 0.6 | 0.7 | 0.4 | 1.9 | 3.4 | 0.4 |
| 23 | 0.9 | 1.2 | 1.7 | 1.8 | 1.8 | 1.5 | 2.2 | 2.9 | 3.6 | 5.1 | 4.5 | 2.9 | 3.0 | 1.7 | 2.3 | 1.9 | 1.8 | 1.6 | 2.4 | 2.5 | 1.9 | 1.0 | 1.0 | 1.9 | 2.2 | 5.1 | 0.9 |
| 24 | 2.4 | 1.0 | 0.7 | 0.7 | 0.8 | 0.8 | 0.5 | 1.6 | 1.0 | 1.2 | 1.6 | 2.3 | 2.3 | 2.4 | 2.9 | 2.4 | 2.7 | 2.0 | 2.0 | 1.4 | 1.2 | 1.0 | 1.0 | 0.4 | 1.5 | 2.9 | 0.4 |
| 25 | 0.6 | 0.7 | 0.9 | 0.6 | 0.6 | 0.7 | 0.8 | 0.5 | 1.5 | 2.8 | 3.0 | 2.8 | 3.7 | 3.6 | 2.9 | 3.9 | 2.7 | 2.7 | 2.0 | 2.1 | 1.4 | 1.4 | 1.0 | 0.6 | 1.8 | 3.9 | 0.5 |
| 26 | 0.9 | 0.8 | 0.5 | 0.5 | 0.6 | 0.5 | 0.7 | 0.8 | 1.5 | 1.7 | 2.5 | 2.6 | 2.5 | 2.7 | 2.9 | 2.9 | 2.7 | 2.6 | 1.3 | 2.0 | 1.0 | 0.6 | 0.9 | 1.1 | 1.5 | 2.9 | 0.5 |
| 27 | 1.1 | 1.3 | 0.7 | 0.4 | 0.6 | 0.5 | 1.0 | 0.8 | 0.9 | 0.9 | 1.7 | 2.0 | 2.7 | 2.2 | 2.3 | 2.9 | 3.0 | 1.6 | 1.5 | 2.5 | 2.3 | 1.6 | 1.1 | 0.7 | 1.5 | 3.0 | 0.4 |
| 28 | 0.6 | 1.2 | 1.5 | 1.2 | 1.6 | 1.7 | 1.4 | 1.2 | 0.7 | 1.7 | 2.6 | 2.7 | 2.4 | 2.2 | 2.4 | 2.8 | 2.0 | 1.9 | 1.6 | 2.8 | 3.3 | 3.5 | 3.1 | 2.6 | 2.0 | 3.5 | 0.6 |
| 29 | 2.5 | 2.6 | 2.5 | 2.4 | 2.6 | 2.9 | 3.1 | 3.9 | 4.2 | 4.0 | 3.5 | 2.3 | 2.1 | 3.0 | 3.3 | 3.2 | 2.0 | 1.5 | 3.2 | 3.1 | 1.2 | 1.0 | 1.1 | 0.9 | 2.6 | 4.2 | 0.9 |
| 30 | 1.1 | 0.7 | 1.1 | 1.2 | 1.6 | 1.8 | 2.1 | 3.2 | 5.0 | 4.8 | 5.1 | 4.5 | 4.4 | 4.4 | 3.4 | 2.7 | 1.4 | 3.2 | 3.4 | 2.7 | 2.4 | 1.8 | 1.7 | 2.9 | 2.8 | 5.1 | 0.7 |
| Avg | 2.0 | 2.0 | 2.0 | 2.1 | 2.1 | 2.2 | 2.2 | 2.4 | 3.0 | 3.5 | 3.5 | 3.3 | 3.1 | 3.1 | 3.2 | 3.3 | 2.9 | 2.8 | 2.7 | 2.6 | 2.3 | 2.0 | 2.0 | 1.9 | 2.6 | -- | -- |
| Max | 7.0 | 8.5 | 9.8 | 9.1 | 9.5 | 8.5 | 9.8 | 9.3 | 7.5 | 8.2 | 7.1 | 7.6 | 6.8 | 6.9 | 7.1 | 6.7 | 6.7 | 7.2 | 6.4 | 6.6 | 7.2 | 7.7 | 8.0 | 6.6 | -- | 9.8 | -- |
| Min | 0.5 | 0.7 | 0.4 | 0.4 | 0.6 | 0.5 | 0.5 | 0.5 | 0.7 | 0.9 | 1.4 | 1.7 | 1.9 | 1.7 | 1.6 | 1.6 | 1.4 | 0.8 | 1.0 | 0.5 | 0.2 | 0.6 | 0.4 | 0.3 | -- | -- | 0.2 |

# SAROAD for Resolution, East_Plant
# "Component, Channel: Table100, WD_10m"
# Month: Jul 2012

## Hour of day

| Day | 1 | 2 | 3 | 4 | 5 | 6 | 7 | 8 | 9 | 10 | 11 | 12 | 13 | 14 | 15 | 16 | 17 | 18 | 19 | 20 | 21 | 22 | 23 | 24 | Avg | Max | Min |
|---|---|---|---|---|---|---|---|---|---|---|---|---|---|---|---|---|---|---|---|---|---|---|---|---|---|---|---|
| 1 | 280 | 277 | 285 | 242 | 247 | 241 | 178 | 253 | 222 | 236 | 250 | 236 | 235 | 262 | 248 | 235 | 229 | 230 | 239 | 240 | 271 | 281 | 268 | 311 | 250 | 311 | 178 |
| 2 | 153 | 167 | 182 | 206 | 154 | 256 | 245 | 245 | 248 | 239 | 245 | 240 | 223 | 234 | 260 | 233 | 256 | 241 | 243 | 263 | 273 | 273 | 267 | 253 | 236 | 273 | 153 |
| 3 | 206 | 216 | 222 | 230 | 258 | 257 | 253 | 253 | 252 | 238 | 243 | 225 | 238 | 226 | 249 | 258 | 232 | 216 | 239 | 251 | 258 | 254 | 207 | 149 | 236 | 258 | 149 |
| 4 | 105 | 125 | 229 | 244 | 251 | 231 | 222 | 230 | 248 | 251 | 244 | 244 | 255 | 258 | 249 | 238 | 214 | 226 | 235 | 153 | 97 | 98 | 93 | 95 | 217 | 258 | 93 |
| 5 | 89 | 86 | 92 | 81 | 99 | 135 | 111 | 91 | 256 | 245 | 236 | 239 | 236 | 212 | 236 | 230 | 242 | 208 | 258 | 245 | 278 | 272 | 287 | 282 | 222 | 287 | 81 |
| 6 | 279 | 268 | 262 | 251 | 262 | 148 | 231 | 261 | 239 | 237 | 243 | 238 | 240 | 241 | 238 | 239 | 215 | 225 | 252 | 256 | 266 | 269 | 262 | 262 | 247 | 279 | 148 |
| 7 | 266 | 274 | 271 | 268 | 292 | 283 | 246 | 200 | 357 | 260 | 236 | 219 | 235 | 247 | 245 | 261 | 263 | 228 | 194 | 175 | 111 | 91 | 79 | 100 | 242 | 357 | 79 |
| 8 | 101 | 95 | 97 | 77 | 59 | 61 | 56 | 49 | 74 | 28 | 38 | 116 | 130 | 90 | 27 | 189 | 190 | 244 | 223 | 114 | 38 | 28 | 47 | 78 | 79 | 244 | 27 |
| 9 | 53 | 94 | 118 | 114 | 106 | 130 | 120 | 48 | 87 | 254 | 241 | 235 | 219 | 231 | 223 | 232 | 15 | 0 | 62 | 65 | 82 | 49 | 104 | 127 | 106 | 254 | 0 |
| 10 | 183 | 168 | 160 | 66 | 63 | 54 | 64 | 75 | 66 | 106 | 54 | 37 | 352 | 19 | 41 | 270 | -- | 135 | 96 | 67 | 54 | 189 | 214 | 87 | 81 | 352 | 19 |
| 11 | 89 | 90 | 84 | 90 | 75 | 63 | 48 | 44 | 95 | 110 | 103 | 86 | 58 | 57 | 118 | 133 | 78 | 88 | 26 | 44 | 170 | 65 | 72 | 34 | 79 | 170 | 26 |
| 12 | 30 | 96 | 276 | 78 | 65 | 45 | 56 | 26 | 26 | 68 | 92 | 119 | 127 | 112 | 90 | 209 | 244 | 242 | 249 | 214 | 216 | 228 | 247 | 255 | 116 | 276 | 26 |
| 13 | 284 | 240 | 246 | 227 | 157 | 162 | 274 | 290 | 251 | 253 | 255 | 241 | 250 | 243 | 248 | 252 | 247 | 245 | 235 | 208 | 218 | 201 | 203 | 211 | 236 | 290 | 157 |
| 14 | 215 | 242 | 233 | 223 | 60 | 75 | 127 | 254 | 328 | 252 | 256 | 244 | 257 | 253 | 243 | 211 | 262 | 263 | 247 | 256 | 277 | 72 | 65 | 89 | 245 | 328 | 60 |
| 15 | 73 | 85 | 88 | 151 | 166 | 144 | 122 | 122 | 144 | 253 | 247 | 251 | 244 | 257 | 253 | 250 | 196 | 227 | 179 | 98 | 76 | 77 | 84 | 82 | 155 | 257 | 73 |
| 16 | 84 | 78 | 58 | 62 | 75 | 97 | 91 | 85 | 109 | 107 | 208 | 203 | 234 | 208 | 273 | 247 | 222 | 219 | 253 | 92 | 195 | 209 | 206 | 188 | 160 | 273 | 58 |
| 17 | 215 | 216 | 214 | 210 | 200 | 201 | 147 | 242 | 277 | 218 | 250 | 258 | 252 | 238 | 261 | 236 | 243 | 195 | 256 | 267 | 95 | 344 | 273 | 273 | 236 | 344 | 95 |
| 18 | 147 | 83 | 212 | 226 | 150 | 117 | 120 | 147 | 290 | 259 | 231 | 237 | 235 | 236 | 217 | 209 | 206 | 232 | 234 | 253 | 259 | 262 | 269 | 263 | 221 | 290 | 83 |
| 19 | 260 | 252 | 237 | 283 | 78 | 45 | 152 | 70 | 224 | 231 | 252 | 260 | 255 | 249 | 259 | 248 | 248 | 241 | 237 | 252 | 245 | 255 | 253 | 253 | 247 | 283 | 45 |
| 20 | 251 | 287 | 90 | 94 | 94 | 112 | 81 | 59 | 112 | 110 | 136 | 117 | 26 | 91 | 179 | 253 | 25 | 153 | 113 | 73 | 86 | 102 | 84 | 83 | 98 | 287 | 25 |
| 21 | 40 | 38 | 35 | 37 | 36 | 43 | 41 | 41 | 43 | 100 | 82 | 86 | 97 | 90 | 127 | 101 | 100 | 99 | 69 | 68 | 93 | 112 | 103 | 119 | 75 | 127 | 35 |
| 22 | 119 | 123 | 107 | 98 | 93 | 93 | 83 | 68 | 108 | 171 | 257 | 182 | 136 | 137 | 229 | 270 | 182 | 221 | 257 | 231 | 131 | 86 | 109 | 96 | 138 | 270 | 68 |
| 23 | 96 | 89 | 100 | 94 | 119 | 77 | 77 | 76 | 91 | 128 | 121 | 231 | 282 | 194 | 267 | 244 | 140 | 105 | 137 | 284 | 116 | 134 | 56 | 33 | 112 | 284 | 33 |
| 24 | 33 | 27 | 22 | 47 | 100 | 88 | 106 | 112 | 83 | 55 | 49 | 77 | 36 | 43 | 50 | 33 | 77 | 86 | 83 | 96 | 73 | 77 | 92 | 89 | 68 | 112 | 22 |
| 25 | 87 | 73 | 120 | 130 | 117 | 143 | 114 | 85 | 95 | 190 | 239 | 230 | 246 | 266 | 264 | 238 | 227 | 208 | 232 | 259 | 264 | 266 | 266 | 254 | 208 | 266 | 73 |
| 26 | 279 | 258 | 258 | 253 | 253 | 250 | 253 | 244 | 233 | 258 | 248 | 259 | 233 | 244 | 235 | 232 | 193 | 222 | 206 | 247 | 263 | 273 | 261 | 284 | 248 | 284 | 193 |
| 27 | 300 | 295 | 102 | 148 | 76 | 105 | 197 | 287 | 29 | 28 | 32 | 37 | 325 | 240 | 234 | 253 | 219 | 250 | 329 | 24 | 5 | 69 | 96 | 110 | 10 | 329 | 5 |
| 28 | 70 | 70 | 48 | 44 | 55 | 63 | 42 | 44 | 36 | 27 | 129 | 115 | 109 | 98 | 27 | 76 | 232 | 96 | 130 | 260 | 76 | 82 | 74 | 62 | 71 | 260 | 27 |
| 29 | 38 | 50 | 48 | 48 | 51 | 45 | 43 | 41 | 86 | 108 | 113 | 131 | 123 | 131 | 114 | 74 | 247 | 207 | 275 | 73 | 53 | 60 | 250 | 260 | 77 | 275 | 38 |
| 30 | 66 | 77 | 115 | 123 | 83 | 116 | 137 | 75 | 107 | 121 | 132 | 133 | 132 | 136 | 247 | 275 | 241 | 236 | 225 | 240 | 253 | 267 | 245 | 217 | 160 | 275 | 66 |
| 31 | 119 | 96 | 140 | 55 | 92 | 96 | 102 | 87 | 101 | 82 | 134 | 139 | 195 | 228 | 200 | 235 | 188 | 191 | 206 | 228 | 242 | 276 | 293 | 188 | 158 | 293 | 55 |
| Avg | 99 | 106 | 140 | 126 | 99 | 106 | 115 | 71 | 91 | 195 | 212 | 203 | 226 | 215 | 238 | 236 | 221 | 212 | 225 | 225 | 184 | 135 | 201 | 152 | 188 | -- | -- |
| Max | 300 | 295 | 285 | 283 | 292 | 283 | 274 | 290 | 357 | 260 | 257 | 260 | 352 | 266 | 273 | 275 | 263 | 263 | 329 | 284 | 278 | 344 | 293 | 311 | -- | 357 | -- |
| Min | 30 | 27 | 22 | 37 | 36 | 43 | 41 | 26 | 26 | 27 | 32 | 37 | 26 | 19 | 27 | 33 | 15 | 0 | 26 | 24 | 5 | 28 | 47 | 33 | -- | -- | 0 |

-- Indicates Invalid Data

# SAROAD for Resolution, East_Plant
# "Component, Channel: Table100, WD_10m"
# Month: Aug 2012

## Hour of day

| Day | 1 | 2 | 3 | 4 | 5 | 6 | 7 | 8 | 9 | 10 | 11 | 12 | 13 | 14 | 15 | 16 | 17 | 18 | 19 | 20 | 21 | 22 | 23 | 24 | Avg | Max | Min |
|---|---|---|---|---|---|---|---|---|---|---|---|---|---|---|---|---|---|---|---|---|---|---|---|---|---|---|---|
| 1 | 168 | 243 | 206 | 229 | 151 | 215 | 358 | 72 | 253 | 245 | 282 | 219 | 247 | 268 | 243 | 266 | 237 | 201 | 241 | 258 | 162 | 145 | 173 | 148 | 221 | 358 | 72 |
| 2 | 160 | 155 | 182 | 172 | 136 | 146 | 143 | 120 | 71 | 246 | 221 | 212 | 269 | 199 | 225 | 223 | 222 | 241 | 271 | 247 | 261 | 256 | 136 | 153 | 197 | 271 | 71 |
| 3 | 155 | 249 | 239 | 152 | 145 | 165 | 167 | 107 | 102 | 125 | 256 | 264 | 272 | 221 | 238 | 213 | 228 | 230 | 207 | 260 | 297 | 137 | 69 | 48 | 199 | 297 | 48 |
| 4 | 88 | 99 | 130 | 163 | 89 | 120 | 91 | 80 | 103 | 115 | 113 | 240 | 242 | 243 | 310 | 203 | 255 | 233 | 227 | 226 | 261 | 29 | 201 | 203 | 170 | 310 | 29 |
| 5 | 238 | 235 | 145 | 153 | 148 | 124 | 90 | 70 | 105 | 92 | 92 | 26 | 336 | 190 | 144 | 141 | 135 | 75 | 18 | 311 | 55 | 180 | 246 | 262 | 125 | 336 | 18 |
| 6 | 303 | 40 | 34 | 37 | 36 | 53 | 64 | 42 | 38 | 33 | 112 | 127 | 142 | 144 | 175 | 320 | 314 | 278 | 27 | 35 | 23 | 37 | 48 | 92 | 46 | 320 | 23 |
| 7 | 154 | 69 | 88 | 267 | 125 | 141 | 88 | 59 | 58 | 168 | 249 | 238 | 254 | 230 | 262 | 249 | 246 | 248 | 271 | 292 | 303 | 284 | 290 | 154 | 234 | 303 | 58 |
| 8 | 164 | 142 | 112 | 131 | 149 | 23 | 62 | 169 | 246 | 290 | 54 | 246 | 229 | 230 | 223 | 218 | 339 | 17 | 95 | 103 | 51 | 55 | 37 | 133 | 123 | 339 | 17 |
| 9 | 95 | 124 | 82 | 93 | 68 | 58 | 57 | 42 | 40 | 74 | 106 | 71 | 106 | 102 | 105 | 114 | 126 | 135 | 169 | 239 | 139 | 156 | 137 | 87 | 101 | 239 | 40 |
| 10 | 99 | 111 | 102 | 91 | 97 | 83 | 76 | 104 | 214 | 245 | 129 | 105 | 110 | 110 | 123 | 120 | 128 | 141 | 134 | 147 | 100 | 68 | 91 | 126 | 114 | 245 | 68 |
| 11 | 106 | 93 | 119 | 214 | 260 | 140 | 125 | 68 | 91 | 104 | 128 | 128 | 131 | 150 | 192 | 244 | 255 | 245 | 219 | 274 | 263 | 249 | 273 | 321 | 178 | 321 | 68 |
| 12 | 180 | 170 | 170 | 163 | 168 | 103 | 98 | 90 | 48 | 106 | 110 | 144 | 146 | 148 | 144 | 134 | 208 | 230 | 213 | 253 | 284 | 80 | 138 | 105 | 146 | 284 | 48 |
| 13 | 66 | 92 | 70 | 43 | 54 | 89 | 67 | 48 | 77 | 102 | 107 | 133 | 151 | 133 | 145 | 219 | 250 | 210 | 32 | 129 | 136 | 25 | 38 | 48 | 91 | 250 | 25 |
| 14 | 70 | 72 | 78 | 91 | 103 | 80 | 50 | 68 | 70 | 76 | 153 | 190 | 206 | 167 | 39 | 220 | 218 | 292 | 189 | 55 | 101 | 94 | 42 | 27 | 94 | 292 | 27 |
| 15 | 254 | 258 | 265 | 240 | 259 | 227 | 239 | 296 | 248 | 242 | 245 | 256 | 246 | 239 | 249 | 250 | 253 | 256 | 257 | 250 | 243 | 221 | 229 | 241 | 248 | 296 | 221 |
| 16 | 222 | 189 | 196 | 217 | 195 | 43 | 207 | 208 | 245 | 248 | 225 | 237 | 238 | 258 | 251 | 239 | 234 | 243 | 210 | 202 | 248 | 125 | 183 | 21 | 222 | 258 | 21 |
| 17 | 178 | 54 | 41 | 51 | 57 | 49 | 48 | 37 | 36 | 24 | 104 | 266 | 233 | 240 | 240 | 33 | 264 | 288 | 243 | 212 | 226 | 253 | 256 | 265 | 304 | 288 | 24 |
| 18 | 248 | 261 | 281 | 249 | 256 | 253 | 253 | 262 | 249 | 242 | 242 | 248 | 251 | 231 | 224 | 261 | 237 | 250 | 276 | 254 | 256 | 265 | 263 | 237 | 252 | 281 | 224 |
| 19 | 234 | 245 | 256 | 266 | 189 | 288 | 199 | 113 | 215 | 256 | 250 | 230 | 242 | 242 | 261 | 262 | 255 | 256 | 338 | 70 | 94 | 68 | 97 | 124 | 235 | 338 | 68 |
| 20 | 158 | 175 | 180 | 143 | 151 | 107 | 110 | 70 | 244 | 250 | 177 | 159 | 116 | 160 | 217 | 200 | 308 | 85 | 113 | 146 | 309 | 107 | 152 | 245 | 159 | 309 | 70 |
| 21 | 239 | 338 | 48 | 233 | 256 | 237 | 252 | 269 | 252 | 278 | 227 | 237 | 257 | 249 | 220 | 221 | 229 | 219 | 34 | 41 | 51 | 57 | 260 | 283 | 257 | 338 | 34 |
| 22 | 89 | 107 | 116 | 146 | 90 | 82 | 108 | 89 | 46 | 145 | 173 | 129 | 122 | 88 | 62 | 236 | 241 | 154 | 94 | 117 | 161 | 103 | 84 | 126 | 115 | 241 | 46 |
| 23 | 134 | 159 | 85 | 130 | 207 | 217 | 81 | 94 | 148 | 254 | 224 | 78 | 168 | 193 | 239 | 194 | 226 | 215 | 227 | 187 | 297 | 167 | 156 | 148 | 177 | 297 | 78 |
| 24 | 180 | 154 | 160 | 162 | 164 | 132 | 152 | 154 | 130 | 131 | 111 | 265 | 233 | 220 | 209 | 261 | 226 | 252 | 293 | 276 | 291 | 296 | 302 | 4 | 206 | 302 | 4 |
| 25 | 113 | 185 | 188 | 263 | 260 | 237 | 90 | 250 | 257 | 256 | 225 | 216 | 229 | 250 | 232 | 265 | 240 | 236 | 226 | 262 | 258 | 251 | 175 | 176 | 230 | 265 | 90 |
| 26 | 262 | 121 | 165 | 239 | 174 | 167 | 153 | 111 | 218 | 258 | 244 | 235 | 239 | 232 | 257 | 255 | 237 | 210 | 268 | 278 | 33 | 111 | 95 | 97 | 210 | 278 | 33 |
| 27 | 63 | 63 | 103 | 64 | 55 | 55 | 44 | 43 | 35 | 36 | 37 | 91 | 119 | 124 | 136 | 103 | 120 | 133 | 168 | 104 | 119 | 105 | 159 | 135 | 92 | 168 | 35 |
| 28 | 97 | 74 | 74 | 65 | 89 | 63 | 63 | 51 | 75 | 103 | 100 | 105 | 108 | 130 | 136 | 138 | 134 | 147 | 129 | 129 | 31 | 84 | 51 | 72 | 94 | 147 | 31 |
| 29 | 91 | 87 | 89 | 177 | 99 | 107 | 150 | 134 | 86 | 126 | 131 | 142 | 170 | 191 | 296 | 181 | 275 | 242 | 235 | 260 | 259 | 264 | 112 | 172 | 159 | 296 | 86 |
| 30 | 231 | 254 | 231 | 244 | 238 | 195 | 244 | 123 | 338 | 225 | 252 | 254 | 251 | 238 | 235 | 241 | 237 | 220 | 250 | 255 | 231 | 217 | 214 | 183 | 234 | 338 | 123 |
| 31 | 109 | 129 | 235 | 159 | 129 | 148 | 251 | 168 | 239 | 240 | 246 | 243 | 267 | 257 | 234 | 259 | 234 | 249 | 236 | 251 | 256 | 260 | 283 | 231 | 230 | 283 | 109 |
| Avg | 152 | 136 | 135 | 168 | 142 | 121 | 106 | 90 | 100 | 191 | 175 | 200 | 209 | 201 | 215 | 221 | 234 | 225 | 227 | 232 | 264 | 130 | 153 | 143 | 180 | -- | -- |
| Max | 303 | 338 | 281 | 267 | 260 | 288 | 358 | 296 | 338 | 290 | 282 | 266 | 336 | 268 | 310 | 320 | 339 | 292 | 338 | 311 | 309 | 296 | 302 | 321 | -- | 358 | -- |
| Min | 63 | 40 | 34 | 37 | 36 | 23 | 44 | 37 | 35 | 24 | 37 | 26 | 106 | 88 | 39 | 33 | 120 | 17 | 18 | 35 | 23 | 25 | 37 | 4 | -- | -- | 4 |

# SAROAD for Resolution, East_Plant
# "Component, Channel: Table100, WD_10m"
# Month: Sep 2012

## Hour of day

| Day | 1 | 2 | 3 | 4 | 5 | 6 | 7 | 8 | 9 | 10 | 11 | 12 | 13 | 14 | 15 | 16 | 17 | 18 | 19 | 20 | 21 | 22 | 23 | 24 | Avg | Max | Min |
|---|---|---|---|---|---|---|---|---|---|---|---|---|---|---|---|---|---|---|---|---|---|---|---|---|---|---|---|
| 1 | 106 | 164 | 163 | 162 | 156 | 122 | 127 | 105 | 61 | 40 | 211 | 274 | 156 | 235 | 252 | 249 | 221 | 213 | 247 | 256 | 267 | 260 | 245 | 241 | 202 | 274 | 40 |
| 2 | 287 | 127 | 162 | 166 | 126 | 126 | 124 | 118 | 78 | 16 | 240 | 246 | 234 | 209 | 211 | 26 | 340 | 274 | 248 | 253 | 243 | 255 | 251 | 289 | 221 | 340 | 16 |
| 3 | 116 | 2 | 110 | 152 | 205 | 253 | 227 | 257 | 228 | 246 | 245 | 240 | 236 | 231 | 229 | 232 | 236 | 244 | 256 | 249 | 259 | 260 | 254 | 216 | 235 | 260 | 2 |
| 4 | 198 | 202 | 211 | 208 | 226 | 245 | 241 | 260 | 246 | 246 | 227 | 239 | 234 | 224 | 233 | 242 | 278 | 263 | 350 | 80 | 79 | 113 | 119 | 125 | 223 | 350 | 79 |
| 5 | 99 | 46 | 55 | 291 | 239 | 171 | 206 | 218 | 252 | 245 | 240 | 247 | 237 | 232 | 238 | 254 | 232 | 212 | 234 | 256 | 266 | 259 | 257 | 249 | 239 | 291 | 46 |
| 6 | 245 | 249 | 254 | 250 | 251 | 233 | 233 | 224 | 245 | 236 | 235 | 250 | 243 | 224 | 249 | 0 | 300 | 179 | 250 | 255 | 253 | 230 | 239 | 108 | 243 | 300 | 0 |
| 7 | 106 | 95 | 69 | 128 | 240 | 250 | 258 | 261 | 248 | 263 | 256 | 236 | 252 | 284 | 246 | 251 | 252 | 254 | 261 | 254 | 133 | 203 | 90 | 72 | 236 | 284 | 69 |
| 8 | 106 | 126 | 109 | 94 | 65 | 50 | 74 | 105 | 105 | 94 | 94 | 90 | 70 | 88 | 100 | 79 | 73 | 50 | 71 | 61 | 65 | 39 | 42 | 43 | 79 | 126 | 39 |
| 9 | 37 | 40 | 38 | 42 | 38 | 38 | 39 | 37 | 33 | 47 | 83 | 76 | 71 | 64 | 40 | 36 | 39 | 36 | 38 | 56 | 93 | 157 | 99 | 59 | 53 | 157 | 33 |
| 10 | 58 | 65 | 142 | 176 | 143 | 145 | 59 | 94 | 68 | 62 | 61 | 63 | 70 | 106 | 115 | 126 | 127 | 125 | 131 | 110 | 69 | 207 | 223 | 239 | 109 | 239 | 58 |
| 11 | 52 | 105 | 219 | 167 | 140 | 59 | 125 | 131 | 92 | 122 | 117 | 250 | 246 | 261 | 245 | 255 | 253 | 220 | 235 | 243 | 150 | 157 | 202 | 199 | 183 | 261 | 52 |
| 12 | 196 | 212 | 203 | 237 | 245 | 258 | 250 | 81 | 249 | 229 | 237 | 225 | 224 | 223 | 246 | 238 | 237 | 239 | 257 | 263 | 342 | 306 | 321 | 131 | 240 | 342 | 81 |
| 13 | 79 | 90 | 83 | 32 | 29 | 30 | 45 | 59 | 37 | 36 | 38 | 39 | 76 | 95 | 83 | 8 | 24 | 55 | 58 | 44 | 40 | 43 | 41 | 52 | 50 | 95 | 8 |
| 14 | 72 | 74 | 72 | 69 | 65 | 61 | 65 | 66 | 60 | 65 | 67 | 83 | 65 | 73 | 84 | 100 | 103 | 93 | 87 | 71 | 78 | 60 | 99 | 70 | 75 | 103 | 60 |
| 15 | 75 | 64 | 34 | 37 | 54 | 40 | 70 | 89 | 102 | 104 | 102 | 93 | 97 | 121 | 122 | 139 | 126 | 126 | 183 | 176 | 132 | 139 | 142 | 195 | 106 | 195 | 34 |
| 16 | 121 | 174 | 146 | 180 | 164 | 170 | 159 | 135 | 91 | 252 | 249 | 234 | 240 | 238 | 246 | 234 | 199 | 199 | 227 | 282 | 265 | 266 | 304 | 271 | 214 | 304 | 91 |
| 17 | 296 | 279 | 256 | 244 | 246 | 131 | 227 | 236 | 234 | 245 | 238 | 231 | 212 | 203 | 207 | 226 | 202 | 211 | 228 | 269 | 236 | 237 | 214 | 227 | 232 | 296 | 131 |
| 18 | 262 | 263 | 260 | 260 | 272 | 199 | 138 | 100 | 73 | 43 | 47 | 1 | 220 | 143 | 300 | 282 | 232 | 259 | 262 | 255 | 242 | 134 | 151 | 164 | 233 | 300 | 1 |
| 19 | 145 | 154 | 176 | 167 | 103 | 81 | 96 | 65 | 42 | 37 | 39 | 45 | 136 | 85 | 176 | 134 | 135 | 128 | 60 | 212 | 238 | 12 | 206 | 210 | 119 | 238 | 12 |
| 20 | 55 | 166 | 180 | 173 | 172 | 149 | 145 | 137 | 134 | 66 | 137 | 224 | 238 | 198 | 183 | 291 | 295 | 256 | 251 | 270 | 274 | 282 | 272 | 134 | 199 | 295 | 55 |
| 21 | 171 | 175 | 142 | 164 | 173 | 170 | 170 | 142 | 102 | 163 | 243 | 238 | 214 | 174 | 219 | 221 | 222 | 207 | 252 | 276 | 284 | 272 | 160 | 183 | 196 | 284 | 102 |
| 22 | 178 | 163 | 168 | 164 | 158 | 106 | 132 | 71 | 62 | 68 | 54 | 25 | 130 | 133 | 127 | 132 | 260 | 291 | 336 | 159 | 177 | 161 | 146 | 163 | 135 | 336 | 25 |
| 23 | 176 | 145 | 148 | 103 | 89 | 104 | 86 | 58 | 54 | 79 | 93 | 135 | 127 | 76 | 205 | 221 | 30 | 235 | 247 | 251 | 250 | 334 | 218 | 282 | 135 | 334 | 30 |
| 24 | 275 | 247 | 191 | 171 | 160 | 98 | 142 | 180 | 143 | 51 | 183 | 240 | 274 | 204 | 210 | 309 | 202 | 212 | 295 | 289 | 51 | 76 | 86 | 155 | 192 | 309 | 51 |
| 25 | 352 | 35 | 43 | 252 | 162 | 96 | 84 | 91 | 111 | 170 | 178 | 220 | 205 | 206 | 184 | 211 | 170 | 171 | 284 | 276 | 300 | 356 | 124 | 149 | 170 | 356 | 35 |
| 26 | 179 | 178 | 160 | 149 | 150 | 148 | 126 | 97 | 84 | 130 | 119 | 141 | 188 | 218 | 271 | 209 | 288 | 263 | 244 | 285 | 308 | 180 | 169 | 179 | 178 | 308 | 84 |
| 27 | 188 | 179 | 157 | 166 | 112 | 138 | 152 | 125 | 86 | 138 | 243 | 238 | 246 | 266 | 282 | 234 | 210 | 195 | 244 | 267 | 287 | 290 | 251 | 121 | 203 | 290 | 86 |
| 28 | 244 | 178 | 276 | 160 | 180 | 185 | 171 | 158 | 122 | 166 | 255 | 247 | 243 | 234 | 261 | 200 | 222 | 217 | 234 | 154 | 82 | 77 | 72 | 68 | 192 | 276 | 68 |
| 29 | 70 | 71 | 71 | 67 | 70 | 57 | 52 | 43 | 47 | 39 | 45 | 18 | 21 | 243 | 212 | 260 | 290 | 266 | 248 | 251 | 268 | 320 | 111 | 135 | 32 | 320 | 18 |
| 30 | 33 | 180 | 183 | 156 | 124 | 147 | 93 | 48 | 41 | 38 | 35 | 29 | 27 | 8 | 341 | 15 | 51 | 303 | 269 | 276 | 324 | 7 | 56 | 44 | 35 | 341 | 7 |
| Avg | 120 | 142 | 151 | 163 | 153 | 129 | 130 | 109 | 87 | 87 | 167 | 235 | 204 | 196 | 218 | 236 | 233 | 222 | 254 | 254 | 268 | 254 | 172 | 159 | 177 | -- | -- |
| Max | 352 | 279 | 276 | 291 | 272 | 258 | 258 | 261 | 252 | 263 | 256 | 274 | 274 | 284 | 341 | 309 | 340 | 303 | 350 | 289 | 342 | 356 | 321 | 289 | -- | 356 | -- |
| Min | 33 | 2 | 34 | 32 | 29 | 30 | 39 | 37 | 33 | 16 | 35 | 1 | 21 | 8 | 40 | 0 | 24 | 36 | 38 | 44 | 40 | 7 | 41 | 43 | -- | -- | 0 |

# SAROAD for Resolution, East_Plant
# "Component, Channel: Table100, DeltaTemp_C"
# Month: Jul 2012

## Hour of day

| Day | 1 | 2 | 3 | 4 | 5 | 6 | 7 | 8 | 9 | 10 | 11 | 12 | 13 | 14 | 15 | 16 | 17 | 18 | 19 | 20 | 21 | 22 | 23 | 24 | Avg | Max | Min |
|---|---|---|---|---|---|---|---|---|---|---|---|---|---|---|---|---|---|---|---|---|---|---|---|---|---|---|---|
| 1 | -0.72 | -0.71 | -0.63 | -0.19 | -0.39 | -0.60 | -0.55 | -0.94 | -1.31 | -1.58 | -1.41 | -1.72 | -2.14 | -2.01 | -2.01 | -1.87 | -1.66 | -1.39 | -1.06 | -0.77 | -0.74 | -0.73 | -0.70 | -0.39 | -1.09 | -0.19 | -2.14 |
| 2 | -0.13 | -0.21 | -0.09 | 0.06 | 0.15 | 0.21 | -0.41 | -1.14 | -1.32 | -1.53 | -1.87 | -1.92 | -2.02 | -1.98 | -2.04 | -1.85 | -1.66 | -1.35 | -1.09 | -0.85 | -0.80 | -0.79 | -0.76 | -0.78 | -1.01 | 0.21 | -2.04 |
| 3 | -0.84 | -0.86 | -0.82 | -0.79 | -0.80 | -0.81 | -0.90 | -1.05 | -1.27 | -1.55 | -1.75 | -1.81 | -2.10 | -1.97 | -1.75 | -1.85 | -1.64 | -1.38 | -1.03 | -0.88 | -0.82 | -0.83 | -0.84 | -0.86 | -1.22 | -0.79 | -2.10 |
| 4 | -0.92 | -0.81 | -0.83 | -0.86 | -0.86 | -0.87 | -0.98 | -1.15 | -1.39 | -1.55 | -1.31 | -0.93 | -0.93 | -0.94 | -1.07 | -0.92 | -0.86 | -0.89 | -0.89 | -0.72 | -0.56 | -0.58 | -0.60 | -0.74 | -0.92 | -0.56 | -1.55 |
| 5 | -0.77 | -0.81 | -0.85 | -0.75 | -0.64 | -0.23 | -0.67 | -1.19 | -1.10 | -1.37 | -1.66 | -1.83 | -2.03 | -1.90 | -1.94 | -1.70 | -1.63 | -1.37 | -1.09 | -0.78 | -0.72 | -0.71 | -0.69 | -0.67 | -1.13 | -0.23 | -2.03 |
| 6 | -0.59 | -0.60 | -0.62 | -0.65 | -0.62 | -0.33 | -0.80 | -1.02 | -1.31 | -1.58 | -1.65 | -1.92 | -1.89 | -2.00 | -1.96 | -1.88 | -1.69 | -1.45 | -1.09 | -0.83 | -0.75 | -0.72 | -0.71 | -0.70 | -1.14 | -0.33 | -2.00 |
| 7 | -0.70 | -0.74 | -0.67 | -0.58 | -0.62 | -0.57 | -0.76 | -0.92 | -1.39 | -1.85 | -1.71 | -1.93 | -2.00 | -2.20 | -1.90 | -1.87 | -1.81 | -1.47 | -1.11 | -0.71 | -0.64 | -0.74 | -0.74 | -0.73 | -1.18 | -0.57 | -2.20 |
| 8 | -0.79 | -0.81 | -0.81 | -0.80 | -0.73 | -0.73 | -0.88 | -1.96 | -1.75 | -2.28 | -2.87 | -2.35 | -2.28 | -2.02 | -2.78 | -2.17 | -1.66 | -0.76 | -0.97 | -0.91 | -0.85 | -0.71 | -0.69 | -0.39 | -1.37 | -0.39 | -2.87 |
| 9 | -0.66 | -0.69 | -0.65 | -0.69 | -0.71 | -0.61 | -0.89 | -1.67 | -1.44 | -1.51 | -1.74 | -1.51 | -2.00 | -2.00 | -2.02 | -1.99 | -1.65 | -1.14 | -0.94 | -0.68 | -0.53 | -0.63 | -0.44 | -0.30 | -1.13 | -0.30 | -2.02 |
| 10 | -0.09 | 0.37 | -0.02 | -0.26 | -0.20 | -0.45 | -1.06 | -1.51 | -2.13 | -2.17 | -2.68 | -2.78 | -2.86 | -2.89 | -2.05 | -1.69 | -- | -0.89 | -0.77 | -0.61 | -0.65 | -0.13 | -0.46 | -0.38 | -1.15 | 0.37 | -2.89 |
| 11 | -0.47 | -0.57 | -0.57 | -0.58 | -0.46 | -0.61 | -0.96 | -1.60 | -1.75 | -1.84 | -2.21 | -2.55 | -2.85 | -2.72 | -2.35 | -1.90 | -2.13 | -1.79 | -1.19 | -0.96 | -0.73 | -0.78 | -0.71 | -0.24 | -1.35 | -0.24 | -2.85 |
| 12 | -0.43 | -0.57 | -0.64 | -0.60 | -0.61 | -0.59 | -0.78 | -1.14 | -1.53 | -1.67 | -1.80 | -1.73 | -1.72 | -2.05 | -2.33 | -2.10 | -1.95 | -1.81 | -1.18 | -0.87 | -0.96 | -0.94 | -0.89 | -0.87 | -1.24 | -0.43 | -2.33 |
| 13 | -0.80 | -0.78 | -0.85 | -0.83 | -0.81 | -0.80 | -0.99 | -1.30 | -1.41 | -1.22 | -1.53 | -1.43 | -1.55 | -1.85 | -1.84 | -1.62 | -1.70 | -1.23 | -1.04 | -0.93 | -0.88 | -0.85 | -0.83 | -0.82 | -1.16 | -0.78 | -1.85 |
| 14 | -0.84 | -0.85 | -0.84 | -0.79 | -0.77 | -0.82 | -0.70 | -0.87 | -1.41 | -1.08 | -1.13 | -1.49 | -1.40 | -1.42 | -1.73 | -1.28 | -1.04 | -0.83 | -0.85 | -0.66 | -0.69 | -0.75 | -0.84 | -0.81 | -1.00 | -0.66 | -1.73 |
| 15 | -0.75 | -0.77 | -0.70 | -0.40 | -0.39 | -0.48 | -0.94 | -1.10 | -1.62 | -1.41 | -1.40 | -1.44 | -1.46 | -1.67 | -1.97 | -1.97 | -1.48 | -1.05 | -1.01 | -1.08 | -0.91 | -0.84 | -0.82 | -0.82 | -1.10 | -0.39 | -1.97 |
| 16 | -0.73 | -0.62 | -0.69 | -0.67 | -0.65 | -0.64 | -1.04 | -1.56 | -1.92 | -2.16 | -2.03 | -2.37 | -1.97 | -1.93 | -2.07 | -2.00 | -1.63 | -1.42 | -1.17 | -0.80 | -0.68 | -0.63 | -0.61 | -0.75 | -1.28 | -0.61 | -2.37 |
| 17 | -0.66 | -0.59 | -0.67 | -0.72 | -0.60 | -0.38 | -0.86 | -1.15 | -1.32 | -1.54 | -1.96 | -1.99 | -2.19 | -2.30 | -2.13 | -1.91 | -1.89 | -1.45 | -1.11 | -0.78 | -0.63 | -0.64 | -0.65 | -0.46 | -1.19 | -0.38 | -2.30 |
| 18 | 0.01 | 0.25 | -0.08 | 0.06 | 0.15 | 0.29 | -0.69 | -1.30 | -1.27 | -1.40 | -1.96 | -1.94 | -2.07 | -2.01 | -2.01 | -1.82 | -1.75 | -1.36 | -1.09 | -0.83 | -0.77 | -0.74 | -0.76 | -0.75 | -0.99 | 0.29 | -2.07 |
| 19 | -0.74 | -0.72 | -0.46 | -0.58 | -0.14 | -0.05 | -0.51 | -1.36 | -1.57 | -1.71 | -1.82 | -1.74 | -1.44 | -1.80 | -2.07 | -2.07 | -1.59 | -1.38 | -1.03 | -0.87 | -0.79 | -0.80 | -0.82 | -0.78 | -1.12 | -0.05 | -2.07 |
| 20 | -0.77 | -0.67 | -0.63 | -0.44 | -0.42 | -0.46 | -0.89 | -1.76 | -1.87 | -2.26 | -2.39 | -2.46 | -1.44 | -0.04 | -0.61 | -1.47 | -0.46 | -0.36 | -0.35 | -0.49 | -0.46 | -0.40 | -0.54 | -0.61 | -0.93 | -0.04 | -2.46 |
| 21 | -0.29 | -0.46 | -0.52 | -0.49 | -0.45 | -0.50 | -0.83 | -1.09 | -1.16 | -1.52 | -1.44 | -1.88 | -2.08 | -2.09 | -2.19 | -1.94 | -0.95 | -0.54 | -0.40 | -0.21 | -0.47 | -0.20 | -0.28 | -0.37 | -0.93 | -0.20 | -2.19 |
| 22 | -0.47 | -0.22 | -0.32 | -0.36 | -0.28 | -0.33 | -0.66 | -1.11 | -1.41 | -1.60 | -1.54 | -1.80 | -2.00 | -1.72 | -1.11 | -1.21 | -1.62 | -1.43 | -1.13 | -0.80 | -0.69 | -0.66 | -0.56 | -0.56 | -0.98 | -0.22 | -2.00 |
| 23 | -0.56 | -0.45 | -0.60 | -0.59 | -0.43 | -0.53 | -0.93 | -1.35 | -1.65 | -1.97 | -1.83 | -1.80 | -1.90 | -2.42 | -1.78 | -1.59 | -0.85 | -0.68 | -0.79 | -0.73 | -0.70 | -0.65 | -0.63 | -0.73 | -1.09 | -0.43 | -2.42 |
| 24 | -0.73 | -0.77 | -0.64 | -0.45 | -0.39 | -0.62 | -0.82 | -0.84 | -0.79 | -0.67 | -0.87 | -0.80 | -0.86 | -1.16 | -1.71 | -2.39 | -2.05 | -1.34 | -0.94 | -0.62 | -0.67 | -0.63 | -0.49 | -0.32 | -0.90 | -0.32 | -2.39 |
| 25 | -0.34 | -0.39 | -0.23 | -0.08 | -0.33 | 0.30 | -0.46 | -1.34 | -1.70 | -1.70 | -1.48 | -2.00 | -1.91 | -1.93 | -1.79 | -1.75 | -1.55 | -1.50 | -1.10 | -0.81 | -0.75 | -0.72 | -0.67 | -0.64 | -1.04 | 0.30 | -2.00 |
| 26 | -0.65 | -0.65 | -0.65 | -0.69 | -0.65 | -0.65 | -0.73 | -1.00 | -1.33 | -1.53 | -1.64 | -1.85 | -1.93 | -1.92 | -1.93 | -1.71 | -1.64 | -1.39 | -1.08 | -0.77 | -0.77 | -0.73 | -0.67 | -0.57 | -1.13 | -0.57 | -1.93 |
| 27 | -0.64 | -0.64 | -0.55 | -0.25 | -0.40 | -0.40 | -0.34 | -0.64 | -1.52 | -1.87 | -2.20 | -1.65 | -1.77 | -2.07 | -1.97 | -1.87 | -1.68 | -1.42 | -1.27 | -0.86 | -0.64 | -0.72 | -0.81 | -0.84 | -1.13 | -0.25 | -2.20 |
| 28 | -0.81 | -0.73 | -0.77 | -0.86 | -0.84 | -0.83 | -0.91 | -1.00 | -1.22 | -2.12 | -2.02 | -1.90 | -2.29 | -2.47 | -2.56 | -1.50 | -1.10 | -0.75 | -0.63 | -0.59 | -0.71 | -0.57 | -0.64 | -0.61 | -1.18 | -0.57 | -2.56 |
| 29 | -0.59 | -0.63 | -0.55 | -0.50 | -0.59 | -0.56 | -0.75 | -1.16 | -1.56 | -1.76 | -1.80 | -2.14 | -2.26 | -2.25 | -1.92 | -1.56 | -1.03 | -0.90 | -0.87 | -0.80 | -0.70 | -0.66 | -0.70 | -0.74 | -1.12 | -0.50 | -2.26 |
| 30 | -0.69 | -0.65 | -0.72 | -0.71 | -0.61 | -0.47 | -0.79 | -1.28 | -1.53 | -1.70 | -1.91 | -1.89 | -1.94 | -2.06 | -1.66 | -1.47 | -1.51 | -1.31 | -0.94 | -0.73 | -0.72 | -0.63 | -0.61 | -0.65 | -1.13 | -0.47 | -2.06 |
| 31 | -0.66 | -0.15 | -0.04 | -0.22 | -0.46 | -0.46 | -0.71 | -1.21 | -1.54 | -1.50 | -1.46 | -1.58 | -1.09 | -0.84 | -0.65 | -0.69 | -0.63 | -0.33 | 0.01 | 0.08 | 0.11 | 0.13 | 0.20 | 0.41 | -0.55 | 0.41 | -1.58 |
| Avg | -0.61 | -0.56 | -0.57 | -0.52 | -0.50 | -0.47 | -0.78 | -1.22 | -1.47 | -1.65 | -1.78 | -1.84 | -1.88 | -1.89 | -1.87 | -1.73 | -1.48 | -1.17 | -0.94 | -0.74 | -0.69 | -0.64 | -0.64 | -0.60 | -1.09 | -- | -- |
| Max | 0.01 | 0.37 | -0.02 | 0.06 | 0.15 | 0.30 | -0.34 | -0.64 | -0.79 | -0.67 | -0.87 | -0.80 | -0.86 | -0.04 | -0.61 | -0.69 | -0.46 | -0.33 | 0.01 | 0.08 | 0.11 | 0.13 | 0.20 | 0.41 | -- | 0.41 | -- |
| Min | -0.92 | -0.86 | -0.85 | -0.86 | -0.86 | -0.87 | -1.06 | -1.96 | -2.13 | -2.28 | -2.87 | -2.78 | -2.86 | -2.89 | -2.78 | -2.39 | -2.13 | -1.81 | -1.27 | -1.08 | -0.96 | -0.94 | -0.89 | -0.87 | -- | -- | -2.89 |

-- Indicates Invalid Data

## SAROAD for Resolution, East_Plant
## "Component, Channel: Table100, DeltaTemp_C"
## Month: Aug 2012

### Hour of day

| Day | 1 | 2 | 3 | 4 | 5 | 6 | 7 | 8 | 9 | 10 | 11 | 12 | 13 | 14 | 15 | 16 | 17 | 18 | 19 | 20 | 21 | 22 | 23 | 24 | Avg | Max | Min |
|---|---|---|---|---|---|---|---|---|---|---|---|---|---|---|---|---|---|---|---|---|---|---|---|---|---|---|---|
| 1 | 0.47 | 0.56 | 0.66 | 0.69 | 0.70 | 0.60 | 0.26 | -0.38 | -0.25 | -0.37 | -0.74 | -1.09 | -0.99 | -1.15 | -1.12 | -0.91 | -0.64 | -0.48 | -0.07 | 0.18 | 0.29 | 0.42 | 0.66 | 0.86 | -0.08 | 0.86 | -1.15 |
| 2 | 0.90 | 0.75 | 0.63 | 0.94 | 0.72 | 0.81 | 0.63 | -0.29 | -0.68 | -0.41 | -0.78 | -1.07 | -1.11 | -1.17 | -1.08 | -0.94 | -0.65 | -0.47 | -0.05 | 0.18 | 0.35 | 0.66 | 0.89 | 0.80 | -0.02 | 0.94 | -1.17 |
| 3 | 0.87 | 0.81 | 1.16 | 0.97 | 0.67 | 0.81 | 0.91 | 0.08 | -0.59 | -0.89 | -0.60 | -0.76 | -0.89 | -1.29 | -1.01 | -0.99 | -0.74 | -0.44 | -0.03 | 0.18 | 0.32 | 0.83 | 0.62 | 0.35 | 0.01 | 1.16 | -1.29 |
| 4 | 0.37 | 0.53 | 0.51 | 0.67 | 0.49 | 1.06 | 0.11 | -0.30 | -0.75 | -1.03 | -1.28 | -1.08 | -1.18 | -1.30 | -1.07 | -1.15 | -0.88 | -0.49 | -0.04 | 0.18 | 0.14 | 0.29 | 0.45 | 0.48 | -0.22 | 1.06 | -1.30 |
| 5 | 0.25 | 0.35 | 0.51 | 0.45 | 0.34 | 0.24 | 0.04 | -0.23 | -0.53 | -0.89 | -1.48 | -1.83 | -0.85 | -0.72 | -1.16 | -1.31 | -0.96 | -0.82 | -0.06 | 0.17 | 0.08 | 0.38 | 0.12 | 0.07 | -0.33 | 0.51 | -1.83 |
| 6 | 0.17 | 0.29 | 0.21 | 0.28 | 0.34 | 0.31 | 0.15 | -0.42 | -0.97 | -1.40 | -1.46 | -1.60 | -1.66 | -1.45 | -1.36 | -1.00 | -0.62 | -0.17 | -0.15 | -0.03 | 0.03 | 0.10 | 0.26 | 0.30 | -0.41 | 0.34 | -1.66 |
| 7 | 0.39 | 0.46 | 0.31 | 0.45 | 0.72 | 0.69 | 0.10 | -0.37 | -0.86 | -0.79 | -0.67 | -1.00 | -1.01 | -1.17 | -1.08 | -0.95 | -0.80 | -0.44 | -0.08 | 0.20 | 0.34 | 0.37 | 0.74 | 0.84 | -0.15 | 0.84 | -1.17 |
| 8 | 0.88 | 0.72 | 0.74 | 0.93 | 0.73 | 0.70 | 0.15 | -0.22 | -0.26 | -0.71 | -1.46 | -1.21 | -1.19 | -1.28 | -1.30 | -1.03 | -1.03 | -0.19 | 0.68 | 0.56 | 0.23 | 0.23 | 0.35 | 0.45 | -0.11 | 0.93 | -1.46 |
| 9 | 0.24 | 0.28 | 0.33 | 0.27 | 0.37 | 0.30 | 0.07 | -0.42 | -1.09 | -1.16 | -1.39 | -1.64 | -1.46 | -1.55 | -1.42 | -1.20 | -1.14 | -0.60 | 0.14 | 0.84 | 0.74 | 0.95 | 0.79 | 0.65 | -0.30 | 0.95 | -1.64 |
| 10 | 0.89 | 0.55 | 0.86 | 0.64 | 0.75 | 0.87 | 0.48 | -0.33 | -0.42 | -0.49 | -1.34 | -1.38 | -1.50 | -1.44 | -1.36 | -1.20 | -0.93 | -0.59 | 0.07 | 0.53 | 0.72 | 0.69 | 0.57 | 0.84 | -0.10 | 0.89 | -1.50 |
| 11 | 0.96 | 0.72 | 0.80 | 1.06 | 0.85 | 0.79 | 0.30 | -0.33 | -0.95 | -1.26 | -1.44 | -1.62 | -1.77 | -1.61 | -0.72 | -0.35 | -0.63 | -0.36 | -0.16 | 0.01 | 0.13 | 0.18 | 0.36 | 0.60 | -0.19 | 1.06 | -1.77 |
| 12 | 0.72 | 0.65 | 0.63 | 1.04 | 0.84 | 0.52 | 0.19 | -0.36 | -0.99 | -1.26 | -1.41 | -1.64 | -1.84 | -1.77 | -1.61 | -1.11 | -0.75 | -0.54 | -0.10 | 0.07 | 0.13 | 0.44 | 0.48 | 0.33 | -0.31 | 1.04 | -1.84 |
| 13 | 0.51 | 0.42 | 0.55 | 0.55 | 0.32 | 0.25 | 0.03 | -0.67 | -0.97 | -1.01 | -1.29 | -1.69 | -1.52 | -1.37 | -1.15 | 0.50 | -0.25 | -0.46 | 0.00 | 0.38 | 0.14 | 0.28 | 0.15 | 0.30 | -0.25 | 0.55 | -1.69 |
| 14 | 0.38 | 0.37 | 0.52 | 0.31 | 0.30 | 0.45 | 0.26 | -0.39 | -1.07 | -1.34 | -1.18 | -1.28 | -1.33 | -1.21 | -1.02 | -1.02 | -0.87 | -0.47 | -0.10 | 0.09 | 0.26 | 0.19 | 0.58 | 0.72 | -0.28 | 0.72 | -1.34 |
| 15 | 0.19 | 0.01 | 0.09 | 0.26 | 0.26 | 0.37 | 0.04 | -0.23 | -0.40 | -0.68 | -0.52 | -0.49 | -0.42 | -0.65 | -0.89 | -0.87 | -0.30 | -0.20 | -0.08 | -0.01 | 0.03 | 0.10 | 0.12 | 0.04 | -0.18 | 0.37 | -0.89 |
| 16 | 0.06 | 0.16 | 0.25 | 0.10 | 0.03 | 0.12 | 0.02 | -0.10 | -0.29 | -0.69 | -1.08 | -0.91 | -0.54 | -0.59 | -0.79 | -0.66 | -0.83 | -0.45 | -0.16 | -0.10 | -0.07 | -0.06 | 0.15 | 0.05 | -0.27 | 0.25 | -1.08 |
| 17 | -0.02 | 0.16 | 0.24 | 0.15 | 0.16 | 0.10 | -0.01 | -0.16 | -0.71 | -0.92 | -1.24 | -1.00 | -0.88 | -0.80 | -0.57 | 0.02 | 0.04 | 0.05 | -0.02 | 0.06 | 0.02 | -0.01 | -0.01 | 0.00 | -0.22 | 0.24 | -1.24 |
| 18 | -0.02 | -0.02 | 0.15 | 0.05 | -0.04 | -0.04 | -0.10 | -0.15 | -0.25 | -0.53 | -0.83 | -0.90 | -0.89 | -0.78 | -0.66 | -0.62 | -0.66 | -0.24 | -0.08 | -0.01 | 0.01 | 0.01 | 0.05 | 0.09 | -0.27 | 0.15 | -0.90 |
| 19 | 0.07 | 0.04 | 0.12 | 0.15 | 0.40 | 0.42 | 0.26 | -0.42 | -0.52 | -0.47 | -0.82 | -1.23 | -1.24 | -0.67 | -0.63 | -0.93 | -0.71 | -0.43 | -0.25 | -0.01 | -0.18 | -0.14 | 0.00 | 0.27 | -0.29 | 0.42 | -1.24 |
| 20 | 0.52 | 0.43 | 0.74 | 0.69 | 0.53 | 0.34 | 0.02 | -0.53 | -0.54 | -0.60 | -1.12 | -1.63 | -1.79 | -1.45 | -1.26 | -1.12 | -0.82 | -0.68 | -0.27 | -0.02 | 0.15 | 0.25 | 0.11 | 0.12 | -0.33 | 0.74 | -1.79 |
| 21 | 0.01 | -0.02 | 0.01 | -0.01 | -0.04 | -0.01 | -0.02 | -0.15 | -0.32 | -0.66 | -0.89 | -1.03 | -1.02 | -0.96 | -1.08 | -0.88 | -0.82 | -0.51 | -0.14 | 0.45 | 0.24 | 0.41 | 0.09 | 0.21 | -0.30 | 0.45 | -1.08 |
| 22 | 0.25 | 0.56 | 0.15 | 0.29 | 0.34 | 0.47 | 0.13 | -0.43 | -0.51 | -0.51 | -0.24 | -0.25 | -0.63 | -0.55 | -0.74 | -0.14 | -0.44 | -0.47 | -0.16 | 0.01 | 0.10 | 0.12 | 0.18 | 0.34 | -0.09 | 0.56 | -0.74 |
| 23 | 0.25 | 0.10 | 0.18 | 0.14 | 0.17 | 0.02 | -0.02 | -0.11 | -0.14 | -0.33 | -0.37 | -0.35 | -0.55 | -0.89 | -0.77 | -0.63 | -0.46 | -0.33 | -0.01 | 0.16 | 0.25 | 0.58 | 0.48 | 0.56 | -0.09 | 0.58 | -0.89 |
| 24 | 0.43 | 0.65 | 0.76 | 0.57 | 0.65 | 0.61 | 0.18 | 0.03 | 0.09 | -0.22 | -0.36 | -0.39 | -0.42 | -0.86 | -0.83 | -0.48 | -0.62 | -0.30 | 0.00 | 0.06 | 0.10 | 0.14 | 0.19 | 0.54 | 0.02 | 0.76 | -0.86 |
| 25 | 0.79 | 1.09 | 0.88 | 0.47 | 0.23 | 0.25 | 0.43 | -0.07 | -0.18 | -0.39 | -0.74 | -1.00 | -0.97 | -0.90 | -0.95 | -0.72 | -0.55 | -0.35 | -0.04 | 0.10 | 0.11 | 0.21 | 0.52 | 0.71 | -0.04 | 1.09 | -1.00 |
| 26 | 1.08 | 0.98 | 0.70 | 0.71 | 1.00 | 0.75 | 0.61 | -0.23 | -0.31 | -0.50 | -0.78 | -0.95 | -0.97 | -1.16 | -0.86 | -0.79 | -0.63 | -0.38 | -0.03 | 0.07 | 0.16 | 0.23 | 0.37 | 0.49 | -0.02 | 1.08 | -1.16 |
| 27 | 0.15 | 0.28 | 0.67 | 0.14 | 0.16 | 0.15 | 0.11 | -0.47 | -0.80 | -1.13 | -1.62 | -1.51 | -1.38 | -1.46 | -1.38 | -1.19 | -0.83 | -0.38 | 0.26 | 0.61 | 0.50 | 0.86 | 0.87 | 0.63 | -0.28 | 0.87 | -1.62 |
| 28 | 0.40 | 0.53 | 0.56 | 0.54 | 0.46 | 0.51 | 0.26 | -0.35 | -0.62 | -0.86 | -1.14 | -1.29 | -1.47 | -1.52 | -1.44 | -1.09 | -0.74 | -0.44 | 0.17 | 0.43 | 0.71 | 0.56 | 0.68 | 0.68 | -0.19 | 0.71 | -1.52 |
| 29 | 0.45 | 0.68 | 0.67 | 0.80 | 0.92 | 0.60 | 0.52 | -0.09 | -0.65 | -0.95 | -1.20 | -1.41 | -1.45 | -1.59 | -1.20 | -1.22 | -0.79 | -0.40 | -0.04 | 0.04 | 0.11 | 0.10 | 0.48 | 0.73 | -0.20 | 0.92 | -1.59 |
| 30 | 0.20 | 0.06 | 0.12 | 0.15 | 0.16 | 0.26 | 0.05 | -0.40 | -0.82 | -0.79 | -0.79 | -0.86 | -1.23 | -1.11 | -1.11 | -1.03 | -0.82 | -0.40 | -0.07 | -0.02 | -0.04 | -0.03 | -0.02 | 0.09 | -0.35 | 0.26 | -1.23 |
| 31 | 0.18 | 0.26 | 0.19 | 0.10 | 0.13 | 0.10 | 0.05 | -0.27 | -0.37 | -0.47 | -0.60 | -0.87 | -1.07 | -1.07 | -1.27 | -1.02 | -0.81 | -0.47 | -0.13 | -0.02 | 0.00 | 0.04 | 0.21 | 0.43 | -0.28 | 0.43 | -1.27 |
| Avg | 0.42 | 0.43 | 0.48 | 0.47 | 0.44 | 0.43 | 0.20 | -0.28 | -0.57 | -0.77 | -0.99 | -1.13 | -1.14 | -1.15 | -1.06 | -0.84 | -0.70 | -0.42 | -0.03 | 0.17 | 0.20 | 0.30 | 0.37 | 0.44 | -0.20 | -- | -- |
| Max | 1.08 | 1.09 | 1.16 | 1.06 | 1.00 | 1.06 | 0.91 | 0.08 | 0.09 | -0.22 | -0.24 | -0.25 | -0.42 | -0.55 | -0.57 | 0.50 | 0.04 | 0.05 | 0.68 | 0.84 | 0.74 | 0.95 | 0.89 | 0.86 | -- | 1.16 | -- |
| Min | -0.02 | -0.02 | 0.01 | -0.01 | -0.04 | -0.04 | -0.10 | -0.67 | -1.09 | -1.40 | -1.62 | -1.83 | -1.84 | -1.77 | -1.61 | -1.31 | -1.14 | -0.82 | -0.27 | -0.10 | -0.18 | -0.14 | -0.02 | 0.00 | -- | -- | -1.84 |

## SAROAD for Resolution, East_Plant
## "Component, Channel: Table100, DeltaTemp_C"
## Month: Sep 2012

### Hour of day

| Day | 1 | 2 | 3 | 4 | 5 | 6 | 7 | 8 | 9 | 10 | 11 | 12 | 13 | 14 | 15 | 16 | 17 | 18 | 19 | 20 | 21 | 22 | 23 | 24 | Avg | Max | Min |
|---|---|---|---|---|---|---|---|---|---|---|---|---|---|---|---|---|---|---|---|---|---|---|---|---|---|---|---|
| 1 | 0.36 | 0.59 | 0.50 | 0.44 | 0.44 | 0.47 | 0.21 | -0.46 | -1.07 | -1.52 | -0.85 | -0.93 | -0.88 | -1.28 | -0.95 | -0.98 | -0.80 | -0.45 | -0.09 | 0.00 | 0.02 | 0.10 | 0.24 | 0.26 | -0.28 | 0.59 | -1.52 |
| 2 | 0.27 | 0.45 | 0.42 | 0.42 | 0.40 | 0.24 | -0.03 | -0.50 | -0.80 | -1.00 | -0.69 | -1.13 | -1.36 | -1.41 | -1.25 | -1.41 | -1.10 | -0.58 | -0.12 | -0.03 | -0.06 | -0.06 | 0.00 | 0.10 | -0.39 | 0.45 | -1.41 |
| 3 | 0.18 | 0.24 | 0.21 | 0.31 | 0.29 | 0.13 | 0.00 | -0.13 | -0.47 | -0.55 | -0.93 | -1.07 | -1.20 | -1.12 | -1.12 | -1.01 | -0.76 | -0.40 | -0.08 | 0.01 | 0.01 | 0.03 | 0.05 | 0.01 | -0.31 | 0.31 | -1.20 |
| 4 | -0.04 | -0.11 | -0.13 | -0.06 | 0.04 | 0.02 | -0.01 | -0.10 | -0.26 | -0.60 | -1.01 | -1.03 | -1.12 | -1.24 | -1.07 | -0.76 | -0.38 | -0.34 | -0.13 | 0.03 | 0.06 | 0.00 | 0.16 | 0.20 | -0.33 | 0.20 | -1.24 |
| 5 | 0.28 | 0.20 | 0.17 | 0.06 | 0.02 | 0.09 | 0.03 | -0.32 | -0.35 | -0.62 | -0.79 | -0.87 | -1.03 | -1.12 | -0.96 | -0.80 | -0.78 | -0.41 | -0.09 | -0.01 | 0.00 | 0.03 | 0.00 | 0.01 | -0.30 | 0.28 | -1.12 |
| 6 | -0.02 | 0.01 | 0.00 | 0.02 | 0.02 | 0.04 | 0.06 | -0.27 | -0.54 | -0.79 | -0.78 | -1.08 | -1.22 | -1.30 | -1.31 | -1.13 | -0.51 | -0.27 | -0.12 | 0.10 | 0.05 | -0.04 | -0.03 | -0.06 | -0.38 | 0.10 | -1.31 |
| 7 | -0.07 | -0.02 | 0.07 | 0.08 | 0.11 | -0.03 | -0.08 | -0.10 | -0.13 | -0.13 | -0.14 | -0.17 | -0.18 | -0.83 | -0.86 | -0.61 | -0.51 | -0.28 | -0.15 | -0.12 | -0.02 | 0.20 | 0.53 | 0.43 | -0.13 | 0.53 | -0.86 |
| 8 | -0.01 | -0.02 | -0.01 | 0.06 | 0.14 | 0.17 | 0.06 | -0.07 | -0.23 | -0.14 | -0.21 | -0.34 | -0.57 | -0.56 | -0.64 | -0.48 | -0.26 | -0.17 | -0.08 | -0.06 | -0.06 | -0.06 | -0.06 | -0.07 | -0.15 | 0.17 | -0.64 |
| 9 | -0.05 | 0.03 | -0.01 | 0.04 | 0.06 | 0.00 | -0.02 | -0.04 | 0.63 | 0.21 | 0.02 | 0.10 | 0.19 | 0.01 | -0.51 | -0.70 | -0.45 | 0.08 | 0.25 | 0.29 | 0.42 | 0.56 | 0.39 | 0.40 | 0.08 | 0.63 | -0.70 |
| 10 | 0.35 | 0.44 | 0.61 | 0.63 | 0.41 | 0.58 | 0.29 | 0.54 | 0.28 | 0.31 | -0.02 | -0.26 | -0.82 | -1.01 | -0.93 | -0.71 | -0.48 | -0.12 | 0.09 | 0.16 | 0.17 | 0.02 | -0.08 | -0.01 | 0.02 | 0.63 | -1.01 |
| 11 | 0.05 | 0.25 | 0.41 | 0.26 | 0.36 | 0.30 | 0.15 | -0.20 | -0.47 | -0.39 | -0.56 | -0.47 | -0.52 | -0.54 | -0.55 | -0.33 | -0.26 | -0.29 | -0.08 | -0.04 | 0.05 | 0.07 | 0.09 | 0.09 | -0.11 | 0.41 | -0.56 |
| 12 | 0.03 | 0.06 | 0.08 | 0.18 | -0.02 | -0.03 | -0.01 | -0.21 | -0.35 | -0.71 | -0.80 | -0.89 | -1.17 | -0.89 | -0.52 | -0.55 | -0.50 | -0.25 | 0.02 | 0.05 | 0.23 | 0.16 | 0.19 | 0.29 | -0.23 | 0.29 | -1.17 |
| 13 | 0.26 | 0.29 | 0.38 | 0.44 | 0.39 | 0.33 | 0.15 | -0.32 | -0.75 | -0.92 | -1.20 | -1.37 | -1.30 | -0.89 | -1.12 | -1.14 | -1.02 | -0.30 | -0.12 | 0.01 | 0.05 | 0.07 | 0.11 | 0.11 | -0.33 | 0.44 | -1.37 |
| 14 | 0.11 | 0.08 | 0.06 | 0.08 | 0.06 | 0.08 | 0.02 | -0.24 | -0.55 | -0.74 | -0.91 | -0.98 | -1.15 | -1.19 | -0.93 | -0.67 | -0.39 | -0.08 | 0.09 | 0.19 | 0.26 | 0.40 | 0.20 | 0.17 | -0.25 | 0.40 | -1.19 |
| 15 | 0.25 | 0.22 | 0.24 | 0.26 | 0.32 | 0.34 | 0.16 | -0.23 | -0.49 | -0.78 | -0.96 | -1.04 | -1.28 | -1.29 | -1.30 | -1.02 | -0.73 | -0.17 | 0.69 | 0.67 | 0.82 | 0.75 | 0.81 | 0.90 | -0.12 | 0.90 | -1.30 |
| 16 | 1.04 | 0.99 | 0.58 | 0.99 | 0.88 | 1.08 | 0.87 | 0.20 | -0.50 | -0.35 | -0.58 | -0.90 | -0.98 | -0.99 | -0.82 | -0.78 | -0.57 | -0.19 | 0.08 | 0.19 | 0.22 | 0.80 | 0.88 | 0.66 | 0.12 | 1.08 | -0.99 |
| 17 | 0.26 | 0.19 | 0.26 | 0.38 | 0.84 | 0.72 | 0.82 | 0.00 | -0.38 | -0.51 | -0.76 | -1.07 | -1.12 | -1.26 | -1.03 | -0.82 | -0.58 | -0.20 | 0.02 | 0.05 | 0.09 | 0.16 | 0.19 | 0.42 | -0.14 | 0.84 | -1.26 |
| 18 | 0.43 | 0.55 | 0.44 | 0.35 | 0.25 | 0.67 | 0.57 | -0.33 | -0.74 | -1.28 | -1.48 | -1.41 | -1.19 | -1.13 | -1.00 | -0.96 | -0.70 | -0.25 | 0.03 | 0.13 | 0.28 | 0.77 | 1.00 | 1.17 | -0.16 | 1.17 | -1.48 |
| 19 | 1.46 | 1.17 | 0.87 | 1.02 | 0.72 | 0.53 | 0.48 | -0.11 | -0.72 | -1.19 | -1.58 | -1.61 | -1.41 | -1.31 | -1.41 | -0.99 | -0.76 | -0.08 | 0.54 | 0.85 | 0.49 | 0.99 | 1.60 | 0.72 | 0.01 | 1.60 | -1.61 |
| 20 | 1.03 | 1.61 | 1.04 | 0.71 | 0.93 | 1.26 | 0.92 | 0.33 | -0.20 | -0.95 | -1.02 | -1.00 | -1.21 | -1.43 | -1.07 | -0.90 | -0.68 | -0.17 | 0.07 | 0.11 | 0.19 | 0.19 | 0.43 | 0.79 | 0.04 | 1.61 | -1.43 |
| 21 | 1.03 | 0.85 | 0.89 | 1.06 | 0.92 | 0.87 | 1.46 | 0.55 | -0.56 | -0.54 | -0.61 | -0.92 | -1.19 | -1.56 | -1.12 | -1.05 | -0.57 | -0.16 | 0.08 | 0.08 | 0.15 | 0.17 | 0.66 | 1.03 | 0.06 | 1.46 | -1.56 |
| 22 | 0.91 | 0.87 | 0.90 | 0.77 | 0.85 | 0.66 | 0.62 | 0.07 | -0.58 | -0.98 | -1.06 | -1.68 | -1.62 | -1.43 | -1.10 | -0.67 | -0.15 | 0.08 | 0.47 | 0.49 | 0.89 | 0.91 | 0.85 | 0.82 | 0.04 | 0.91 | -1.68 |
| 23 | 1.06 | 1.22 | 1.05 | 0.64 | 0.55 | 0.60 | 0.46 | -0.25 | -0.69 | -0.90 | -1.03 | -1.45 | -1.25 | -0.82 | -0.72 | -0.74 | -0.71 | -0.13 | 0.08 | 0.25 | 0.50 | 0.62 | 0.87 | 0.23 | -0.02 | 1.22 | -1.45 |
| 24 | 0.17 | 0.47 | 0.91 | 0.64 | 1.04 | 0.76 | 0.66 | 0.39 | -0.05 | -0.72 | -0.73 | -1.01 | -0.98 | -0.93 | -1.06 | -0.83 | -0.54 | -0.11 | 0.11 | 0.17 | 0.38 | 0.77 | 0.76 | 0.87 | 0.05 | 1.04 | -1.06 |
| 25 | 0.71 | 0.96 | 0.73 | 0.42 | 0.72 | 0.64 | 0.64 | -0.21 | -0.67 | -0.97 | -1.24 | -0.98 | -1.14 | -1.13 | -0.94 | -0.79 | -0.58 | -0.16 | 0.08 | 0.09 | 0.22 | 0.60 | 0.51 | 0.50 | -0.08 | 0.96 | -1.24 |
| 26 | 0.66 | 0.52 | 0.74 | 0.68 | 0.76 | 0.69 | 0.78 | -0.24 | -0.72 | -0.94 | -1.38 | -1.39 | -1.30 | -1.12 | -1.17 | -1.07 | -0.58 | -0.17 | 0.07 | 0.14 | 0.39 | 0.75 | 0.83 | 0.86 | -0.09 | 0.86 | -1.39 |
| 27 | 0.82 | 0.86 | 0.88 | 0.97 | 0.65 | 0.67 | 0.92 | 0.16 | -0.69 | -0.80 | -0.80 | -1.01 | -1.40 | -1.12 | -0.94 | -0.69 | -0.53 | -0.14 | 0.10 | 0.07 | 0.15 | 0.21 | 0.46 | 0.69 | -0.02 | 0.97 | -1.40 |
| 28 | 0.86 | 0.91 | 0.65 | 0.70 | 0.69 | 0.73 | 0.70 | 0.47 | -0.39 | -0.39 | -0.37 | -0.68 | -1.01 | -1.12 | -1.09 | -1.06 | -0.71 | -0.22 | 0.09 | 0.14 | 0.08 | 0.06 | 0.12 | 0.29 | -0.02 | 0.91 | -1.12 |
| 29 | 0.35 | 0.36 | 0.24 | 0.19 | 0.16 | 0.19 | 0.11 | -0.45 | -0.91 | -1.49 | -1.65 | -1.80 | -1.60 | -1.33 | -1.31 | -0.78 | -0.75 | -0.17 | 0.03 | 0.06 | 0.43 | 0.58 | 0.54 | 0.76 | -0.34 | 0.76 | -1.80 |
| 30 | 0.77 | 0.96 | 0.86 | 1.02 | 0.71 | 0.40 | 0.20 | -0.21 | -0.70 | -1.34 | -1.54 | -1.83 | -1.57 | -1.43 | -1.29 | -0.95 | -0.45 | -0.12 | 0.07 | 0.17 | 0.48 | 0.92 | 0.91 | 1.25 | -0.11 | 1.25 | -1.83 |
| Avg | 0.45 | 0.51 | 0.47 | 0.46 | 0.46 | 0.44 | 0.37 | -0.08 | -0.47 | -0.72 | -0.86 | -1.01 | -1.09 | -1.09 | -1.00 | -0.85 | -0.59 | -0.21 | 0.07 | 0.14 | 0.23 | 0.36 | 0.44 | 0.46 | -0.13 | -- | -- |
| Max | 1.46 | 1.61 | 1.05 | 1.06 | 1.04 | 1.26 | 1.46 | 0.55 | 0.63 | 0.31 | 0.02 | 0.10 | 0.19 | 0.01 | -0.51 | -0.33 | -0.15 | 0.08 | 0.69 | 0.85 | 0.89 | 0.99 | 1.60 | 1.25 | -- | 1.61 | -- |
| Min | -0.07 | -0.11 | -0.13 | -0.06 | -0.02 | -0.03 | -0.08 | -0.50 | -1.07 | -1.52 | -1.65 | -1.83 | -1.62 | -1.56 | -1.41 | -1.41 | -1.10 | -0.58 | -0.15 | -0.12 | -0.06 | -0.06 | -0.08 | -0.07 | -- | -- | -1.83 |

# SAROAD for Resolution, East_Plant
# "Component, Channel: Table100, Temp_2m_C"
# Month: Jul 2012

## Hour of day

| Day | 1 | 2 | 3 | 4 | 5 | 6 | 7 | 8 | 9 | 10 | 11 | 12 | 13 | 14 | 15 | 16 | 17 | 18 | 19 | 20 | 21 | 22 | 23 | 24 | Avg | Max | Min |
|---|---|---|---|---|---|---|---|---|---|---|---|---|---|---|---|---|---|---|---|---|---|---|---|---|---|---|---|
| 1 | 30.4 | 30.2 | 29.8 | 28.7 | 28.5 | 28.6 | 28.3 | 29.1 | 30.0 | 31.3 | 31.6 | 32.5 | 34.3 | 34.8 | 35.1 | 35.2 | 34.9 | 34.6 | 33.8 | 32.5 | 31.8 | 31.8 | 31.4 | 30.1 | 31.6 | 35.2 | 28.3 |
| 2 | 28.4 | 28.1 | 27.5 | 26.5 | 26.1 | 26.5 | 27.6 | 28.7 | 29.3 | 30.2 | 31.5 | 32.3 | 33.0 | 33.6 | 34.1 | 34.2 | 33.9 | 33.4 | 32.7 | 31.7 | 31.1 | 30.7 | 30.3 | 29.3 | 30.4 | 34.2 | 26.1 |
| 3 | 27.5 | 26.8 | 26.0 | 25.3 | 24.6 | 24.1 | 24.1 | 24.8 | 26.3 | 27.4 | 28.5 | 28.8 | 29.7 | 29.8 | 29.6 | 30.2 | 30.2 | 29.8 | 28.8 | 28.3 | 27.9 | 27.7 | 27.0 | 25.0 | 27.4 | 30.2 | 24.1 |
| 4 | 22.2 | 22.0 | 22.4 | 22.2 | 21.8 | 21.6 | 21.6 | 22.2 | 23.2 | 24.3 | 24.3 | 19.8 | 19.4 | 20.2 | 21.4 | 21.5 | 20.3 | 19.6 | 19.8 | 19.9 | 19.8 | 19.7 | 19.3 | 19.3 | 21.2 | 24.3 | 19.3 |
| 5 | 19.0 | 18.8 | 18.5 | 17.9 | 17.9 | 18.2 | 18.8 | 21.4 | 23.3 | 24.6 | 25.9 | 26.9 | 28.0 | 28.7 | 29.3 | 29.3 | 29.4 | 29.1 | 28.4 | 27.5 | 26.8 | 26.4 | 26.3 | 26.1 | 24.4 | 29.4 | 17.9 |
| 6 | 26.0 | 25.8 | 25.3 | 24.7 | 24.0 | 23.2 | 24.0 | 25.2 | 26.0 | 27.3 | 28.5 | 29.7 | 30.6 | 31.5 | 31.8 | 32.4 | 32.5 | 32.1 | 31.1 | 30.1 | 29.4 | 29.2 | 28.9 | 28.8 | 28.3 | 32.5 | 23.2 |
| 7 | 28.3 | 28.4 | 27.9 | 27.7 | 27.9 | 27.6 | 27.5 | 27.6 | 28.6 | 30.1 | 30.8 | 32.1 | 33.0 | 33.9 | 33.9 | 34.2 | 34.4 | 34.0 | 33.3 | 32.3 | 30.8 | 30.1 | 29.5 | 28.8 | 30.5 | 34.4 | 27.5 |
| 8 | 27.5 | 26.5 | 25.9 | 25.6 | 24.5 | 24.2 | 24.7 | 27.8 | 28.1 | 29.3 | 31.7 | 32.9 | 33.8 | 33.2 | 34.7 | 35.4 | 35.1 | 32.3 | 33.2 | 30.6 | 28.1 | 28.8 | 27.4 | 27.3 | 29.5 | 35.4 | 24.2 |
| 9 | 27.5 | 27.4 | 27.0 | 26.4 | 26.0 | 26.0 | 26.6 | 29.9 | 30.5 | 31.3 | 32.6 | 32.8 | 34.3 | 35.2 | 35.5 | 35.6 | 33.4 | 32.8 | 32.7 | 32.2 | 31.2 | 30.9 | 30.8 | 30.2 | 30.8 | 35.6 | 26.0 |
| 10 | 29.1 | 29.7 | 28.0 | 26.4 | 26.2 | 25.7 | 26.7 | 28.3 | 30.2 | 31.4 | 33.2 | 34.3 | 35.4 | 36.6 | 36.1 | 35.9 | -- | 33.5 | 33.1 | 32.3 | 31.6 | 28.9 | 26.7 | 26.9 | 30.7 | 36.6 | 25.7 |
| 11 | 28.1 | 28.1 | 27.5 | 27.0 | 26.2 | 25.4 | 26.0 | 27.8 | 29.2 | 30.3 | 31.5 | 32.8 | 34.3 | 35.1 | 35.1 | 35.0 | 35.8 | 35.7 | 34.4 | 31.8 | 31.1 | 29.4 | 29.2 | 25.3 | 30.5 | 35.8 | 25.3 |
| 12 | 25.3 | 24.9 | 24.8 | 24.4 | 24.7 | 24.9 | 25.0 | 26.1 | 27.5 | 29.3 | 30.2 | 30.6 | 31.0 | 32.6 | 34.7 | 34.2 | 34.2 | 34.3 | 33.1 | 31.8 | 28.5 | 25.7 | 24.9 | 24.8 | 28.6 | 34.7 | 24.4 |
| 13 | 25.7 | 26.0 | 24.6 | 23.7 | 23.2 | 22.7 | 23.1 | 24.9 | 26.4 | 26.5 | 26.7 | 26.7 | 25.6 | 28.3 | 28.6 | 28.7 | 29.5 | 28.3 | 27.5 | 26.9 | 26.3 | 25.9 | 25.6 | 25.4 | 26.1 | 29.5 | 22.7 |
| 14 | 25.0 | 24.1 | 23.6 | 23.7 | 23.7 | 23.6 | 23.5 | 23.2 | 25.1 | 24.4 | 24.8 | 26.1 | 26.2 | 26.8 | 28.4 | 27.3 | 24.5 | 23.4 | 24.0 | 24.5 | 24.0 | 22.8 | 22.0 | 21.9 | 24.4 | 28.4 | 21.9 |
| 15 | 21.8 | 21.7 | 21.6 | 21.5 | 21.2 | 20.9 | 21.6 | 23.2 | 25.9 | 26.4 | 27.1 | 27.3 | 26.4 | 27.5 | 29.8 | 30.7 | 29.8 | 27.9 | 26.9 | 22.1 | 22.1 | 22.8 | 22.9 | 22.1 | 24.6 | 30.7 | 20.9 |
| 16 | 22.0 | 22.2 | 21.5 | 21.4 | 21.4 | 20.8 | 22.2 | 24.8 | 26.1 | 27.2 | 28.1 | 29.2 | 29.4 | 30.1 | 30.6 | 30.9 | 30.5 | 30.3 | 29.9 | 28.9 | 28.4 | 28.1 | 27.7 | 26.9 | 26.6 | 30.9 | 20.8 |
| 17 | 26.5 | 25.9 | 25.4 | 24.8 | 23.9 | 23.4 | 23.9 | 24.8 | 25.3 | 26.6 | 28.1 | 28.9 | 30.0 | 30.9 | 31.1 | 30.9 | 31.1 | 30.8 | 30.1 | 29.1 | 28.4 | 27.9 | 27.6 | 26.8 | 27.6 | 31.1 | 23.4 |
| 18 | 24.9 | 24.7 | 25.0 | 25.0 | 24.1 | 23.7 | 24.6 | 27.5 | 28.9 | 29.6 | 31.0 | 31.6 | 32.5 | 32.9 | 33.3 | 33.2 | 33.2 | 32.5 | 31.8 | 30.8 | 29.9 | 29.5 | 29.5 | 29.4 | 29.1 | 33.3 | 23.7 |
| 19 | 29.2 | 28.6 | 27.8 | 27.2 | 25.8 | 24.9 | 25.2 | 27.5 | 28.9 | 30.2 | 31.4 | 31.6 | 31.3 | 32.6 | 33.5 | 34.1 | 33.5 | 33.0 | 31.7 | 30.8 | 30.0 | 29.6 | 29.2 | 28.9 | 29.9 | 34.1 | 24.9 |
| 20 | 28.5 | 28.0 | 27.3 | 26.2 | 25.3 | 24.9 | 26.4 | 28.8 | 30.3 | 31.7 | 32.5 | 33.1 | 31.9 | 26.1 | 27.4 | 32.0 | 24.0 | 22.3 | 23.5 | 23.3 | 23.0 | 23.5 | 23.7 | 23.2 | 27.0 | 33.1 | 22.3 |
| 21 | 22.7 | 22.3 | 22.1 | 22.6 | 23.2 | 22.7 | 23.3 | 24.5 | 26.3 | 28.6 | 29.3 | 30.4 | 31.6 | 32.1 | 33.0 | 32.8 | 22.6 | 21.2 | 21.6 | 22.3 | 21.6 | 22.1 | 22.8 | 22.5 | 25.2 | 33.0 | 21.2 |
| 22 | 22.1 | 22.2 | 21.9 | 21.8 | 22.2 | 22.2 | 22.7 | 25.4 | 26.8 | 28.2 | 28.7 | 29.6 | 30.5 | 30.5 | 27.4 | 26.9 | 27.1 | 27.9 | 27.5 | 26.1 | 25.5 | 25.1 | 25.1 | 24.8 | 25.8 | 30.5 | 21.8 |
| 23 | 24.4 | 23.8 | 22.9 | 22.3 | 22.0 | 22.0 | 23.4 | 25.4 | 26.7 | 27.7 | 28.4 | 29.3 | 30.4 | 32.2 | 31.7 | 31.3 | 27.5 | 25.8 | 26.2 | 25.7 | 25.4 | 25.4 | 25.2 | 23.9 | 26.2 | 32.2 | 22.0 |
| 24 | 23.3 | 22.7 | 21.4 | 20.2 | 20.7 | 20.3 | 20.0 | 19.9 | 21.1 | 21.2 | 20.4 | 20.2 | 19.9 | 20.7 | 22.5 | 25.0 | 27.7 | 27.5 | 26.4 | 24.8 | 23.3 | 22.9 | 22.3 | 22.0 | 22.4 | 27.7 | 19.9 |
| 25 | 22.0 | 21.5 | 21.2 | 21.3 | 21.2 | 21.5 | 21.4 | 24.1 | 26.3 | 27.4 | 27.9 | 29.9 | 30.5 | 30.9 | 31.4 | 31.9 | 32.0 | 32.0 | 31.1 | 30.3 | 29.9 | 29.6 | 29.4 | 29.0 | 27.2 | 32.0 | 21.2 |
| 26 | 28.9 | 27.8 | 26.8 | 26.0 | 25.6 | 25.3 | 25.3 | 25.7 | 26.6 | 28.0 | 28.8 | 30.1 | 30.9 | 31.9 | 32.6 | 32.7 | 32.9 | 32.7 | 32.2 | 31.2 | 30.3 | 29.5 | 29.1 | 29.1 | 29.2 | 32.9 | 25.3 |
| 27 | 29.3 | 29.4 | 28.1 | 27.4 | 26.1 | 25.7 | 26.0 | 26.9 | 27.5 | 28.5 | 29.9 | 29.3 | 30.8 | 32.7 | 33.2 | 33.6 | 33.6 | 33.3 | 32.4 | 29.6 | 30.5 | 29.6 | 28.5 | 27.6 | 29.6 | 33.6 | 25.7 |
| 28 | 27.1 | 25.9 | 24.8 | 24.3 | 23.8 | 23.4 | 23.4 | 24.3 | 25.1 | 27.3 | 28.8 | 28.8 | 30.1 | 31.5 | 31.8 | 30.4 | 25.3 | 21.4 | 21.9 | 22.1 | 21.0 | 20.8 | 21.1 | 22.0 | 25.3 | 31.8 | 20.8 |
| 29 | 22.2 | 21.8 | 21.9 | 22.5 | 22.2 | 21.9 | 22.6 | 24.1 | 26.4 | 27.6 | 28.4 | 30.0 | 30.8 | 31.2 | 31.2 | 29.0 | 24.6 | 22.2 | 20.2 | 20.8 | 20.8 | 21.0 | 21.4 | 21.4 | 24.4 | 31.2 | 20.2 |
| 30 | 21.1 | 21.0 | 21.0 | 20.8 | 20.7 | 20.6 | 21.2 | 23.3 | 24.9 | 25.9 | 27.1 | 27.9 | 28.8 | 29.7 | 29.1 | 29.1 | 29.7 | 29.1 | 28.2 | 27.5 | 26.8 | 26.2 | 25.6 | 24.2 | 25.4 | 29.7 | 20.6 |
| 31 | 22.6 | 18.5 | 19.6 | 20.3 | 19.6 | 19.9 | 21.1 | 22.5 | 24.4 | 26.0 | 26.5 | 27.0 | 27.8 | 28.4 | 28.7 | 29.1 | 29.3 | 28.8 | 28.1 | 26.4 | 25.5 | 24.9 | 24.6 | 23.9 | 24.7 | 29.3 | 18.5 |
| Avg | 25.4 | 25.0 | 24.5 | 24.1 | 23.7 | 23.4 | 23.9 | 25.5 | 26.8 | 27.9 | 28.8 | 29.4 | 30.1 | 30.7 | 31.2 | 31.4 | 30.1 | 29.4 | 28.9 | 27.9 | 27.1 | 26.7 | 26.3 | 25.7 | 27.2 | -- | -- |
| Max | 30.4 | 30.2 | 29.8 | 28.7 | 28.5 | 28.6 | 28.3 | 29.9 | 30.5 | 31.7 | 33.2 | 34.3 | 35.4 | 36.6 | 36.1 | 35.9 | 35.8 | 35.7 | 34.4 | 32.5 | 31.8 | 31.8 | 31.4 | 30.2 | -- | 36.6 | -- |
| Min | 19.0 | 18.5 | 18.5 | 17.9 | 17.9 | 18.2 | 18.8 | 19.9 | 21.1 | 21.2 | 20.4 | 19.8 | 19.4 | 20.2 | 21.4 | 21.5 | 20.3 | 19.6 | 19.8 | 19.9 | 19.8 | 19.7 | 19.3 | 19.3 | -- | -- | 17.9 |

-- Indicates Invalid Data

# SAROAD for Resolution, East_Plant
# "Component, Channel: Table100, Temp_2m_C"
# Month: Aug 2012

## Hour of day

| Day | 1 | 2 | 3 | 4 | 5 | 6 | 7 | 8 | 9 | 10 | 11 | 12 | 13 | 14 | 15 | 16 | 17 | 18 | 19 | 20 | 21 | 22 | 23 | 24 | Avg | Max | Min |
|---|---|---|---|---|---|---|---|---|---|---|---|---|---|---|---|---|---|---|---|---|---|---|---|---|---|---|---|
| 1 | 22.8 | 23.1 | 22.2 | 22.2 | 21.1 | 21.7 | 22.1 | 23.7 | 24.6 | 26.2 | 27.0 | 28.1 | 28.7 | 29.7 | 29.9 | 29.9 | 29.7 | 29.6 | 28.7 | 27.9 | 27.4 | 26.5 | 25.4 | 24.7 | 26.0 | 29.9 | 21.1 |
| 2 | 24.2 | 23.7 | 23.8 | 23.6 | 23.1 | 23.1 | 23.2 | 25.6 | 28.2 | 28.3 | 29.6 | 30.5 | 31.0 | 31.7 | 31.8 | 31.9 | 31.7 | 31.4 | 30.4 | 29.6 | 29.0 | 28.5 | 26.7 | 26.3 | 27.8 | 31.9 | 23.1 |
| 3 | 25.8 | 26.9 | 25.9 | 24.3 | 23.9 | 23.7 | 23.5 | 23.9 | 26.0 | 28.3 | 29.2 | 30.5 | 31.5 | 32.7 | 32.8 | 32.9 | 32.7 | 32.2 | 31.4 | 30.6 | 30.2 | 28.5 | 27.1 | 26.9 | 28.4 | 32.9 | 23.5 |
| 4 | 25.8 | 24.6 | 23.8 | 23.1 | 23.0 | 22.4 | 23.3 | 26.2 | 28.1 | 29.6 | 31.4 | 32.3 | 33.2 | 33.6 | 33.9 | 34.4 | 34.1 | 33.5 | 32.6 | 31.8 | 31.5 | 30.4 | 29.8 | 29.4 | 29.2 | 34.4 | 22.4 |
| 5 | 28.8 | 28.0 | 27.0 | 27.0 | 26.4 | 25.8 | 24.7 | 24.6 | 26.3 | 27.5 | 30.8 | 32.4 | 30.9 | 30.9 | 32.2 | 33.3 | 33.2 | 33.3 | 32.5 | 31.6 | 28.9 | 27.4 | 26.1 | 25.5 | 29.0 | 33.3 | 24.6 |
| 6 | 25.9 | 25.6 | 24.7 | 24.5 | 25.5 | 25.0 | 25.5 | 27.7 | 29.2 | 31.2 | 32.7 | 33.7 | 34.7 | 34.8 | 35.6 | 34.7 | 34.0 | 33.1 | 31.4 | 29.7 | 27.9 | 27.9 | 28.2 | 27.9 | 29.6 | 35.6 | 24.5 |
| 7 | 27.7 | 26.7 | 25.6 | 26.5 | 26.1 | 25.2 | 25.3 | 28.4 | 30.1 | 31.0 | 31.6 | 33.0 | 33.8 | 34.6 | 34.8 | 35.2 | 35.3 | 34.8 | 34.2 | 33.5 | 32.8 | 32.5 | 31.5 | 29.0 | 30.8 | 35.3 | 25.2 |
| 8 | 28.4 | 28.8 | 27.9 | 27.2 | 26.8 | 26.5 | 26.2 | 27.8 | 29.7 | 32.6 | 34.8 | 35.3 | 35.6 | 36.1 | 36.4 | 36.3 | 35.6 | 31.1 | 25.6 | 26.3 | 26.3 | 27.0 | 28.5 | 28.0 | 30.2 | 36.4 | 25.6 |
| 9 | 27.2 | 26.5 | 25.3 | 24.9 | 24.6 | 25.3 | 26.1 | 27.2 | 29.6 | 31.4 | 33.3 | 34.9 | 35.3 | 36.2 | 36.7 | 36.5 | 36.3 | 35.9 | 34.7 | 33.7 | 32.2 | 30.5 | 29.8 | 29.3 | 31.0 | 36.7 | 24.6 |
| 10 | 29.4 | 28.7 | 27.7 | 27.6 | 26.9 | 25.8 | 26.8 | 28.9 | 30.3 | 30.8 | 33.6 | 34.8 | 35.6 | 36.2 | 36.5 | 36.6 | 36.4 | 36.0 | 34.9 | 33.8 | 32.7 | 31.2 | 30.3 | 29.7 | 31.7 | 36.6 | 25.8 |
| 11 | 28.9 | 28.3 | 28.2 | 27.9 | 26.5 | 25.4 | 24.9 | 28.5 | 30.6 | 33.2 | 34.1 | 35.1 | 35.7 | 35.9 | 33.8 | 33.1 | 34.1 | 34.3 | 32.4 | 30.4 | 30.5 | 30.4 | 29.8 | 29.2 | 30.9 | 35.9 | 24.9 |
| 12 | 28.0 | 27.8 | 27.5 | 26.9 | 26.9 | 26.3 | 26.9 | 29.1 | 31.8 | 33.8 | 34.9 | 36.1 | 37.3 | 37.9 | 38.1 | 37.5 | 36.8 | 36.3 | 35.3 | 34.4 | 34.1 | 31.9 | 30.6 | 30.1 | 32.3 | 38.1 | 26.3 |
| 13 | 30.5 | 29.5 | 29.0 | 29.5 | 29.5 | 28.1 | 28.0 | 30.7 | 32.0 | 32.9 | 34.0 | 35.2 | 35.8 | 36.2 | 36.7 | 32.3 | 34.6 | 35.5 | 34.2 | 32.8 | 31.1 | 30.1 | 28.3 | 27.6 | 31.8 | 36.7 | 27.6 |
| 14 | 28.2 | 27.1 | 26.4 | 25.7 | 25.1 | 25.3 | 26.8 | 28.6 | 31.3 | 33.0 | 33.8 | 34.6 | 35.1 | 34.6 | 34.2 | 35.5 | 35.5 | 34.8 | 33.9 | 32.1 | 30.9 | 30.3 | 27.3 | 25.4 | 30.7 | 35.5 | 25.1 |
| 15 | 26.2 | 24.6 | 24.3 | 24.1 | 24.4 | 23.7 | 23.3 | 25.0 | 25.3 | 25.6 | 26.0 | 27.0 | 27.0 | 27.7 | 28.6 | 29.2 | 27.9 | 27.3 | 26.9 | 26.2 | 25.7 | 25.4 | 25.3 | 25.3 | 25.9 | 29.2 | 23.3 |
| 16 | 25.4 | 25.2 | 24.9 | 24.3 | 23.4 | 22.6 | 22.9 | 22.8 | 23.2 | 24.3 | 26.2 | 27.2 | 27.0 | 27.5 | 28.1 | 27.5 | 27.9 | 27.0 | 26.0 | 25.6 | 25.4 | 25.4 | 24.8 | 23.3 | 25.3 | 28.1 | 22.6 |
| 17 | 20.1 | 19.2 | 19.2 | 19.6 | 20.1 | 19.8 | 19.9 | 20.3 | 21.9 | 23.3 | 25.8 | 26.6 | 26.4 | 26.4 | 26.4 | 22.8 | 22.4 | 22.7 | 23.0 | 22.4 | 21.7 | 21.3 | 21.4 | 21.3 | 22.2 | 26.6 | 19.2 |
| 18 | 21.2 | 20.9 | 21.2 | 21.0 | 20.2 | 20.1 | 20.0 | 20.7 | 21.3 | 22.3 | 24.1 | 25.5 | 26.5 | 26.7 | 27.3 | 27.9 | 28.3 | 27.6 | 27.1 | 26.7 | 26.3 | 26.0 | 25.7 | 25.4 | 24.2 | 28.3 | 20.0 |
| 19 | 24.9 | 24.5 | 24.1 | 23.9 | 22.6 | 23.0 | 22.7 | 24.1 | 25.6 | 25.7 | 27.4 | 29.2 | 30.1 | 29.8 | 30.0 | 31.0 | 31.0 | 30.6 | 29.4 | 27.8 | 25.1 | 24.4 | 24.7 | 25.3 | 26.5 | 31.0 | 22.6 |
| 20 | 25.3 | 24.7 | 24.2 | 23.4 | 23.1 | 23.1 | 23.4 | 25.7 | 26.9 | 27.0 | 29.1 | 30.7 | 32.2 | 32.7 | 32.8 | 32.6 | 32.3 | 28.3 | 28.1 | 27.7 | 27.0 | 27.3 | 26.7 | 26.8 | 27.5 | 32.8 | 23.1 |
| 21 | 26.3 | 25.3 | 25.0 | 24.7 | 24.3 | 24.1 | 23.9 | 24.0 | 24.4 | 25.4 | 26.7 | 28.2 | 28.9 | 29.9 | 30.7 | 30.7 | 30.8 | 29.9 | 21.1 | 20.0 | 20.7 | 20.5 | 19.6 | 19.7 | 25.2 | 30.8 | 19.6 |
| 22 | 19.4 | 20.3 | 19.3 | 19.2 | 19.5 | 19.3 | 19.8 | 21.8 | 23.0 | 24.3 | 21.8 | 20.6 | 21.5 | 21.4 | 23.5 | 24.2 | 24.5 | 23.9 | 22.4 | 22.1 | 22.2 | 22.1 | 21.6 | 21.3 | 21.6 | 24.5 | 19.2 |
| 23 | 21.4 | 20.8 | 20.0 | 20.0 | 20.4 | 20.0 | 19.7 | 19.4 | 20.3 | 21.7 | 22.1 | 21.9 | 23.2 | 25.0 | 25.3 | 25.1 | 25.4 | 25.4 | 24.8 | 24.0 | 23.3 | 22.2 | 21.2 | 21.2 | 22.2 | 25.4 | 19.4 |
| 24 | 21.1 | 20.8 | 20.5 | 20.7 | 20.4 | 19.9 | 20.2 | 21.1 | 18.9 | 18.8 | 19.9 | 22.3 | 23.8 | 25.7 | 26.7 | 26.3 | 26.8 | 26.4 | 25.8 | 25.4 | 25.2 | 25.2 | 25.3 | 24.2 | 23.0 | 26.8 | 18.8 |
| 25 | 23.2 | 22.8 | 22.8 | 23.8 | 23.1 | 22.4 | 21.6 | 23.3 | 24.5 | 25.6 | 26.8 | 27.7 | 28.2 | 28.9 | 29.4 | 29.5 | 29.5 | 29.1 | 28.2 | 27.5 | 27.1 | 26.8 | 25.9 | 25.9 | 26.0 | 29.5 | 21.6 |
| 26 | 25.4 | 24.1 | 24.1 | 24.2 | 22.3 | 22.8 | 22.9 | 24.5 | 25.9 | 27.0 | 28.1 | 29.3 | 30.4 | 30.9 | 30.9 | 31.3 | 31.0 | 30.6 | 29.8 | 29.3 | 27.1 | 26.1 | 25.6 | 24.8 | 27.0 | 31.3 | 22.3 |
| 27 | 24.6 | 23.9 | 23.9 | 23.6 | 24.1 | 24.1 | 24.0 | 25.3 | 26.7 | 28.4 | 30.4 | 32.0 | 32.6 | 33.4 | 33.7 | 33.5 | 33.2 | 32.6 | 31.5 | 30.2 | 28.6 | 28.1 | 27.6 | 26.2 | 28.4 | 33.7 | 23.6 |
| 28 | 25.6 | 25.0 | 25.2 | 24.6 | 24.4 | 24.1 | 24.5 | 26.6 | 28.3 | 29.2 | 30.3 | 31.2 | 31.9 | 32.8 | 33.2 | 33.1 | 32.9 | 32.3 | 31.1 | 30.0 | 28.8 | 27.9 | 27.0 | 26.6 | 28.6 | 33.2 | 24.1 |
| 29 | 26.8 | 26.1 | 26.0 | 25.7 | 23.8 | 22.9 | 22.8 | 24.6 | 27.5 | 29.5 | 30.4 | 31.5 | 32.1 | 33.1 | 32.9 | 33.4 | 32.8 | 31.8 | 30.2 | 29.6 | 29.0 | 28.7 | 27.3 | 26.3 | 28.5 | 33.4 | 22.8 |
| 30 | 26.2 | 24.5 | 23.6 | 22.8 | 22.4 | 21.7 | 21.7 | 22.7 | 24.8 | 25.9 | 26.6 | 28.0 | 29.5 | 29.7 | 30.3 | 30.6 | 30.7 | 29.9 | 28.9 | 28.2 | 27.1 | 25.4 | 24.3 | 23.7 | 26.2 | 30.7 | 21.7 |
| 31 | 23.2 | 22.5 | 22.5 | 22.0 | 21.7 | 21.6 | 22.1 | 23.0 | 24.3 | 25.7 | 26.4 | 27.8 | 29.0 | 30.0 | 31.0 | 31.0 | 30.6 | 30.0 | 29.1 | 28.2 | 27.7 | 27.4 | 26.9 | 26.3 | 26.2 | 31.0 | 21.6 |
| Avg | 25.4 | 24.9 | 24.4 | 24.2 | 23.7 | 23.4 | 23.5 | 25.0 | 26.5 | 27.7 | 29.0 | 30.1 | 30.8 | 31.4 | 31.8 | 31.6 | 31.5 | 30.9 | 29.5 | 28.7 | 27.9 | 27.2 | 26.5 | 25.9 | 27.6 | -- | -- |
| Max | 30.5 | 29.5 | 29.0 | 29.5 | 29.5 | 28.1 | 28.0 | 30.7 | 32.0 | 33.8 | 34.9 | 36.1 | 37.3 | 37.9 | 38.1 | 37.5 | 36.8 | 36.3 | 35.3 | 34.4 | 34.1 | 32.5 | 31.5 | 30.1 | -- | 38.1 | -- |
| Min | 19.4 | 19.2 | 19.2 | 19.2 | 19.5 | 19.3 | 19.7 | 19.4 | 18.9 | 18.8 | 19.9 | 20.6 | 21.5 | 21.4 | 23.5 | 22.8 | 22.4 | 22.7 | 21.1 | 20.0 | 20.7 | 20.5 | 19.6 | 19.7 | -- | -- | 18.8 |

# SAROAD for Resolution, East_Plant
# "Component, Channel: Table100, Temp_2m_C"
# Month: Sep 2012

## Hour of day

| Day | 1 | 2 | 3 | 4 | 5 | 6 | 7 | 8 | 9 | 10 | 11 | 12 | 13 | 14 | 15 | 16 | 17 | 18 | 19 | 20 | 21 | 22 | 23 | 24 | Avg | Max | Min |
|---|---|---|---|---|---|---|---|---|---|---|---|---|---|---|---|---|---|---|---|---|---|---|---|---|---|---|---|
| 1 | 25.5 | 24.4 | 24.2 | 23.7 | 23.9 | 23.1 | 23.3 | 25.3 | 28.2 | 29.7 | 29.5 | 30.2 | 30.9 | 32.4 | 32.4 | 32.6 | 32.5 | 31.8 | 30.4 | 29.7 | 29.2 | 28.9 | 28.4 | 27.8 | 28.2 | 32.6 | 23.1 |
| 2 | 27.5 | 26.0 | 25.7 | 25.0 | 24.6 | 24.5 | 25.2 | 27.0 | 29.1 | 30.4 | 30.6 | 31.9 | 32.7 | 33.1 | 33.4 | 32.6 | 32.9 | 32.4 | 31.4 | 30.5 | 28.9 | 26.4 | 26.0 | 26.0 | 28.9 | 33.4 | 24.5 |
| 3 | 25.4 | 25.6 | 24.3 | 23.7 | 24.1 | 23.9 | 23.8 | 24.1 | 25.1 | 25.8 | 27.3 | 28.1 | 29.1 | 29.9 | 30.5 | 30.9 | 30.8 | 30.3 | 29.5 | 28.7 | 28.3 | 27.9 | 27.6 | 26.0 | 27.1 | 30.9 | 23.7 |
| 4 | 24.5 | 23.7 | 22.8 | 22.1 | 21.6 | 21.4 | 21.5 | 22.1 | 22.8 | 24.3 | 25.4 | 26.1 | 26.9 | 27.7 | 28.2 | 28.0 | 27.9 | 28.2 | 27.5 | 26.5 | 25.7 | 24.5 | 23.7 | 23.2 | 24.8 | 28.2 | 21.4 |
| 5 | 22.8 | 21.9 | 21.4 | 21.2 | 20.8 | 20.5 | 20.7 | 21.5 | 21.9 | 23.5 | 24.8 | 26.0 | 27.5 | 28.0 | 28.4 | 28.8 | 29.1 | 28.6 | 27.7 | 27.2 | 26.8 | 26.6 | 25.9 | 25.2 | 24.9 | 29.1 | 20.5 |
| 6 | 24.1 | 23.6 | 23.0 | 22.3 | 22.0 | 21.6 | 21.5 | 22.5 | 23.5 | 24.8 | 25.9 | 27.4 | 28.5 | 29.5 | 30.1 | 29.5 | 28.7 | 26.5 | 22.4 | 22.1 | 22.4 | 21.1 | 21.2 | 21.1 | 24.4 | 30.1 | 21.1 |
| 7 | 21.0 | 21.0 | 20.9 | 21.2 | 20.9 | 20.1 | 19.6 | 19.7 | 19.6 | 19.7 | 19.8 | 19.7 | 19.4 | 21.6 | 23.7 | 23.7 | 23.4 | 21.9 | 21.1 | 20.6 | 21.2 | 21.7 | 22.0 | 21.9 | 21.1 | 23.7 | 19.4 |
| 8 | 21.0 | 21.2 | 21.1 | 21.3 | 21.6 | 22.1 | 22.4 | 22.4 | 22.5 | 22.8 | 22.9 | 23.8 | 24.8 | 24.9 | 25.1 | 25.1 | 24.5 | 23.2 | 22.6 | 21.5 | 21.2 | 20.5 | 20.3 | 19.7 | 22.4 | 25.1 | 19.7 |
| 9 | 19.4 | 19.5 | 19.2 | 19.1 | 19.0 | 19.0 | 19.1 | 19.2 | 16.8 | 15.6 | 15.7 | 16.3 | 16.9 | 17.1 | 19.6 | 21.3 | 22.3 | 21.9 | 21.3 | 21.0 | 20.8 | 20.6 | 20.3 | 20.8 | 19.2 | 22.3 | 15.6 |
| 10 | 20.9 | 20.4 | 20.3 | 19.2 | 18.9 | 18.3 | 16.8 | 17.4 | 17.3 | 17.7 | 19.2 | 21.9 | 24.1 | 26.2 | 26.9 | 27.1 | 26.8 | 26.2 | 24.7 | 21.8 | 21.7 | 20.6 | 18.6 | 17.7 | 21.3 | 27.1 | 16.8 |
| 11 | 17.6 | 18.1 | 18.8 | 18.4 | 18.6 | 18.3 | 18.7 | 19.8 | 20.7 | 21.1 | 21.8 | 22.0 | 22.1 | 21.9 | 21.4 | 19.7 | 19.7 | 20.5 | 20.2 | 19.8 | 19.7 | 19.9 | 19.8 | 19.6 | 19.9 | 22.1 | 17.6 |
| 12 | 19.6 | 19.2 | 19.0 | 18.7 | 18.7 | 18.4 | 18.3 | 18.6 | 19.7 | 20.7 | 21.8 | 23.0 | 24.2 | 24.6 | 24.2 | 24.5 | 24.7 | 24.3 | 23.6 | 23.1 | 22.5 | 22.8 | 22.5 | 19.7 | 21.5 | 24.7 | 18.3 |
| 13 | 19.3 | 18.7 | 19.0 | 20.7 | 20.7 | 20.3 | 19.9 | 20.5 | 22.5 | 23.6 | 25.2 | 26.7 | 27.9 | 27.7 | 28.5 | 29.3 | 29.1 | 27.1 | 23.3 | 21.7 | 20.7 | 20.3 | 20.2 | 19.9 | 23.0 | 29.3 | 18.7 |
| 14 | 20.2 | 20.0 | 19.4 | 18.8 | 18.0 | 17.5 | 17.8 | 18.8 | 19.9 | 20.8 | 21.9 | 22.8 | 23.7 | 24.4 | 24.6 | 24.7 | 24.6 | 23.9 | 23.1 | 22.1 | 21.2 | 20.0 | 20.4 | 18.4 | 21.1 | 24.7 | 17.5 |
| 15 | 18.0 | 16.9 | 16.6 | 16.4 | 16.1 | 16.3 | 16.6 | 18.1 | 19.6 | 21.0 | 22.5 | 23.8 | 24.9 | 25.7 | 26.6 | 26.7 | 26.6 | 25.9 | 24.5 | 23.6 | 22.6 | 21.8 | 21.4 | 21.5 | 21.4 | 26.7 | 16.1 |
| 16 | 20.8 | 20.3 | 19.8 | 19.2 | 18.8 | 18.6 | 18.3 | 20.1 | 22.9 | 24.3 | 25.6 | 26.9 | 27.8 | 28.3 | 28.6 | 28.7 | 28.5 | 27.4 | 26.3 | 25.4 | 24.8 | 23.6 | 23.4 | 23.6 | 23.8 | 28.7 | 18.3 |
| 17 | 23.8 | 23.5 | 22.7 | 21.7 | 20.8 | 19.2 | 20.3 | 21.4 | 22.5 | 22.9 | 24.3 | 25.6 | 26.9 | 27.5 | 27.5 | 27.4 | 27.1 | 26.5 | 25.5 | 25.0 | 24.5 | 24.2 | 24.0 | 23.4 | 24.1 | 27.5 | 19.2 |
| 18 | 23.4 | 23.0 | 23.1 | 22.9 | 23.0 | 21.3 | 19.5 | 21.0 | 23.5 | 25.9 | 27.9 | 29.0 | 29.4 | 30.2 | 30.5 | 30.6 | 30.4 | 29.3 | 28.0 | 27.3 | 26.8 | 25.2 | 24.1 | 22.8 | 25.8 | 30.6 | 19.5 |
| 19 | 22.8 | 23.2 | 22.9 | 21.9 | 21.0 | 20.6 | 20.6 | 23.4 | 25.6 | 27.4 | 29.3 | 30.5 | 31.1 | 31.2 | 31.9 | 31.7 | 31.3 | 30.3 | 28.9 | 27.0 | 27.4 | 25.5 | 24.0 | 24.2 | 26.4 | 31.9 | 20.6 |
| 20 | 24.4 | 22.6 | 22.9 | 23.1 | 21.9 | 21.7 | 21.5 | 22.2 | 24.2 | 26.9 | 28.3 | 29.9 | 31.1 | 31.9 | 31.5 | 31.5 | 31.1 | 30.1 | 29.0 | 28.3 | 27.8 | 27.7 | 26.9 | 24.8 | 26.7 | 31.9 | 21.5 |
| 21 | 23.7 | 23.5 | 23.7 | 24.3 | 22.3 | 22.7 | 22.5 | 23.7 | 26.7 | 28.6 | 29.2 | 30.5 | 31.7 | 32.3 | 32.1 | 32.0 | 31.2 | 30.1 | 29.1 | 28.7 | 28.4 | 28.1 | 26.2 | 24.6 | 27.3 | 32.3 | 22.3 |
| 22 | 24.7 | 23.9 | 23.5 | 23.3 | 23.4 | 23.4 | 22.8 | 23.8 | 25.7 | 27.9 | 30.0 | 32.3 | 33.4 | 33.3 | 33.0 | 32.4 | 31.2 | 30.8 | 29.6 | 27.5 | 26.6 | 26.7 | 25.5 | 25.5 | 27.5 | 33.4 | 22.8 |
| 23 | 24.6 | 23.6 | 22.8 | 23.1 | 22.4 | 22.5 | 23.2 | 25.1 | 27.2 | 29.0 | 30.2 | 31.6 | 31.8 | 31.4 | 31.6 | 31.7 | 31.7 | 30.7 | 29.6 | 28.5 | 27.8 | 26.9 | 26.5 | 27.4 | 27.5 | 31.8 | 22.4 |
| 24 | 27.3 | 26.2 | 24.7 | 23.9 | 23.0 | 22.9 | 22.4 | 22.3 | 23.9 | 25.9 | 27.2 | 28.7 | 29.0 | 29.2 | 29.6 | 29.5 | 29.0 | 28.0 | 27.1 | 26.5 | 25.5 | 23.2 | 22.0 | 22.3 | 25.8 | 29.6 | 22.0 |
| 25 | 23.5 | 23.0 | 22.4 | 22.4 | 20.0 | 19.5 | 19.7 | 20.8 | 23.0 | 24.4 | 25.3 | 26.1 | 27.0 | 27.3 | 27.4 | 27.2 | 27.1 | 26.2 | 25.4 | 24.9 | 24.3 | 23.0 | 21.2 | 20.8 | 23.8 | 27.4 | 19.5 |
| 26 | 20.5 | 20.5 | 20.0 | 19.9 | 18.8 | 19.2 | 18.8 | 20.4 | 22.8 | 24.9 | 26.1 | 26.5 | 27.0 | 27.0 | 27.6 | 27.6 | 26.8 | 26.0 | 25.2 | 24.6 | 23.1 | 22.2 | 21.1 | 20.9 | 23.2 | 27.6 | 18.8 |
| 27 | 20.8 | 20.8 | 20.4 | 20.4 | 20.2 | 19.4 | 18.8 | 18.9 | 22.3 | 24.7 | 25.7 | 26.5 | 27.6 | 27.6 | 27.6 | 27.2 | 26.9 | 26.2 | 25.2 | 24.6 | 24.4 | 24.3 | 23.5 | 22.0 | 23.6 | 27.6 | 18.8 |
| 28 | 21.9 | 20.9 | 21.1 | 20.1 | 19.8 | 19.3 | 19.1 | 19.8 | 21.7 | 22.0 | 21.8 | 23.5 | 24.9 | 26.1 | 26.7 | 27.3 | 26.9 | 25.9 | 24.7 | 23.6 | 21.7 | 20.6 | 19.9 | 19.4 | 22.4 | 27.3 | 19.1 |
| 29 | 18.8 | 18.7 | 17.7 | 17.2 | 17.1 | 16.9 | 17.0 | 18.8 | 20.9 | 23.1 | 24.7 | 26.1 | 27.1 | 27.9 | 28.5 | 28.1 | 28.1 | 26.9 | 25.6 | 25.1 | 24.3 | 24.2 | 23.1 | 22.4 | 22.8 | 28.5 | 16.9 |
| 30 | 23.5 | 22.3 | 21.1 | 20.1 | 19.9 | 19.7 | 19.4 | 21.7 | 25.0 | 27.9 | 28.7 | 29.8 | 30.3 | 30.5 | 30.7 | 30.5 | 29.8 | 29.4 | 28.0 | 27.4 | 26.8 | 25.2 | 23.4 | 22.6 | 25.6 | 30.7 | 19.4 |
| Avg | 22.4 | 21.9 | 21.5 | 21.2 | 20.7 | 20.4 | 20.3 | 21.4 | 22.9 | 24.2 | 25.3 | 26.4 | 27.3 | 27.9 | 28.3 | 28.3 | 28.0 | 27.2 | 26.0 | 25.1 | 24.6 | 23.8 | 23.1 | 22.5 | 24.2 | -- | -- |
| Max | 27.5 | 26.2 | 25.7 | 25.0 | 24.6 | 24.5 | 25.2 | 27.0 | 29.1 | 30.4 | 30.6 | 32.3 | 33.4 | 33.3 | 33.4 | 32.6 | 32.9 | 32.4 | 31.4 | 30.5 | 29.2 | 28.9 | 28.4 | 27.8 | -- | 33.4 | -- |
| Min | 17.6 | 16.9 | 16.6 | 16.4 | 16.1 | 16.3 | 16.6 | 17.4 | 16.8 | 15.6 | 15.7 | 16.3 | 16.9 | 17.1 | 19.6 | 19.7 | 19.7 | 20.5 | 20.2 | 19.8 | 19.7 | 19.9 | 18.6 | 17.7 | -- | -- | 15.6 |

# SAROAD for Resolution, East_Plant
# "Component, Channel: Table100, SR_Wm2_2m"
# Month: Jul 2012

## Hour of day

| Day | 1 | 2 | 3 | 4 | 5 | 6 | 7 | 8 | 9 | 10 | 11 | 12 | 13 | 14 | 15 | 16 | 17 | 18 | 19 | 20 | 21 | 22 | 23 | 24 | Avg | Max | Min |
|---|---|---|---|---|---|---|---|---|---|---|---|---|---|---|---|---|---|---|---|---|---|---|---|---|---|---|---|
| 1 | 0 | 0 | 0 | 0 | 0 | 3 | 51 | 255 | 390 | 654 | 616 | 714 | 1020 | 960 | 862 | 715 | 536 | 320 | 115 | 4 | 0 | 0 | 0 | 0 | 301 | 1020 | 0 |
| 2 | 0 | 0 | 0 | 0 | 0 | 20 | 181 | 398 | 606 | 787 | 900 | 985 | 992 | 968 | 858 | 710 | 527 | 316 | 117 | 8 | 0 | 0 | 0 | 0 | 349 | 992 | 0 |
| 3 | 0 | 0 | 0 | 0 | 0 | 22 | 183 | 343 | 657 | 768 | 894 | 975 | 1004 | 938 | 842 | 667 | 497 | 254 | 77 | 18 | 0 | 0 | 0 | 0 | 339 | 1004 | 0 |
| 4 | 0 | 0 | 0 | 0 | 0 | 5 | 54 | 189 | 517 | 669 | 315 | 88 | 122 | 217 | 330 | 89 | 34 | 41 | 86 | 17 | 0 | 0 | 0 | 0 | 115 | 669 | 0 |
| 5 | 0 | 0 | 0 | 0 | 0 | 16 | 170 | 393 | 614 | 825 | 1003 | 923 | 831 | 893 | 856 | 642 | 534 | 330 | 121 | 6 | 0 | 0 | 0 | 0 | 340 | 1003 | 0 |
| 6 | 0 | 0 | 0 | 0 | 0 | 20 | 173 | 382 | 605 | 795 | 925 | 1004 | 1026 | 980 | 889 | 720 | 544 | 323 | 114 | 5 | 0 | 0 | 0 | 0 | 354 | 1026 | 0 |
| 7 | 0 | 0 | 0 | 0 | 0 | 22 | 191 | 234 | 303 | 842 | 772 | 864 | 1030 | 983 | 891 | 748 | 566 | 335 | 119 | 8 | 0 | 0 | 0 | 0 | 329 | 1030 | 0 |
| 8 | 0 | 0 | 0 | 0 | 0 | 2 | 60 | 434 | 373 | 583 | 820 | 906 | 674 | 570 | 747 | 729 | 267 | 187 | 135 | 18 | 0 | 0 | 0 | 0 | 271 | 906 | 0 |
| 9 | 0 | 0 | 0 | 0 | 0 | 5 | 152 | 376 | 255 | 400 | 816 | 422 | 851 | 981 | 840 | 576 | 302 | 97 | 45 | 6 | 0 | 0 | 0 | 0 | 255 | 981 | 0 |
| 10 | 0 | 0 | 0 | 0 | 0 | 21 | 175 | 391 | 603 | 784 | 906 | 979 | 1005 | 935 | 376 | 467 | -- | 83 | 42 | 6 | 0 | 0 | 0 | 0 | 294 | 1005 | 0 |
| 11 | 0 | 0 | 0 | 0 | 0 | 20 | 145 | 419 | 643 | 599 | 876 | 935 | 894 | 946 | 640 | 472 | 549 | 315 | 81 | 3 | 0 | 0 | 0 | 0 | 314 | 946 | 0 |
| 12 | 0 | 0 | 0 | 0 | 0 | 6 | 75 | 212 | 382 | 499 | 520 | 414 | 462 | 735 | 952 | 700 | 554 | 340 | 89 | 8 | 0 | 0 | 0 | 0 | 248 | 952 | 0 |
| 13 | 0 | 0 | 0 | 0 | 0 | 12 | 165 | 331 | 515 | 346 | 908 | 457 | 829 | 979 | 890 | 547 | 485 | 153 | 42 | 2 | 0 | 0 | 0 | 0 | 277 | 979 | 0 |
| 14 | 0 | 0 | 0 | 0 | 0 | 1 | 14 | 134 | 295 | 259 | 292 | 500 | 454 | 558 | 590 | 175 | 30 | 8 | 31 | 7 | 0 | 0 | 0 | 0 | 140 | 590 | 0 |
| 15 | 0 | 0 | 0 | 0 | 0 | 17 | 75 | 230 | 526 | 678 | 536 | 422 | 482 | 628 | 864 | 717 | 258 | 79 | 37 | 19 | 0 | 0 | 0 | 0 | 232 | 864 | 0 |
| 16 | 0 | 0 | 0 | 0 | 0 | 7 | 167 | 382 | 594 | 767 | 808 | 898 | 655 | 737 | 890 | 727 | 537 | 306 | 113 | 4 | 0 | 0 | 0 | 0 | 316 | 898 | 0 |
| 17 | 0 | 0 | 0 | 0 | 0 | 6 | 143 | 336 | 401 | 523 | 915 | 993 | 1017 | 971 | 872 | 723 | 535 | 319 | 107 | 4 | 0 | 0 | 0 | 0 | 328 | 1017 | 0 |
| 18 | 0 | 0 | 0 | 0 | 0 | 13 | 169 | 364 | 539 | 767 | 920 | 999 | 1020 | 973 | 873 | 723 | 534 | 318 | 112 | 8 | 0 | 0 | 0 | 0 | 347 | 1020 | 0 |
| 19 | 0 | 0 | 0 | 0 | 0 | 9 | 134 | 319 | 596 | 783 | 913 | 724 | 429 | 769 | 865 | 716 | 537 | 327 | 89 | 8 | 0 | 0 | 0 | 0 | 301 | 913 | 0 |
| 20 | 0 | 0 | 0 | 0 | 0 | 10 | 157 | 369 | 579 | 764 | 898 | 751 | 197 | 79 | 542 | 738 | 23 | 25 | 23 | 3 | 0 | 0 | 0 | 0 | 215 | 898 | 0 |
| 21 | 0 | 0 | 0 | 0 | 0 | 12 | 140 | 260 | 328 | 592 | 612 | 845 | 918 | 961 | 893 | 589 | 106 | 17 | 8 | 2 | 0 | 0 | 0 | 0 | 262 | 961 | 0 |
| 22 | 0 | 0 | 0 | 0 | 0 | 15 | 92 | 360 | 558 | 691 | 915 | 812 | 657 | 431 | 124 | 202 | 435 | 292 | 119 | 3 | 0 | 0 | 0 | 0 | 238 | 915 | 0 |
| 23 | 0 | 0 | 0 | 0 | 0 | 9 | 164 | 351 | 523 | 660 | 646 | 694 | 880 | 962 | 690 | 377 | 185 | 150 | 60 | 0 | 0 | 0 | 0 | 0 | 265 | 962 | 0 |
| 24 | 0 | 0 | 0 | 0 | 0 | 2 | 33 | 65 | 196 | 125 | 115 | 82 | 192 | 298 | 717 | 762 | 547 | 311 | 98 | 4 | 0 | 0 | 0 | 0 | 148 | 762 | 0 |
| 25 | 0 | 0 | 0 | 0 | 0 | 6 | 121 | 385 | 567 | 644 | 712 | 907 | 1017 | 911 | 841 | 724 | 529 | 352 | 110 | 6 | 0 | 0 | 0 | 0 | 326 | 1017 | 0 |
| 26 | 0 | 0 | 0 | 0 | 0 | 3 | 146 | 369 | 604 | 776 | 909 | 978 | 1000 | 957 | 856 | 708 | 516 | 334 | 110 | 2 | 0 | 0 | 0 | 0 | 344 | 1000 | 0 |
| 27 | 0 | 0 | 0 | 0 | 0 | 2 | 36 | 86 | 423 | 404 | 536 | 264 | 662 | 905 | 851 | 764 | 444 | 280 | 119 | 9 | 0 | 0 | 0 | 0 | 241 | 905 | 0 |
| 28 | 0 | 0 | 0 | 0 | 0 | 4 | 42 | 117 | 193 | 572 | 572 | 502 | 818 | 833 | 509 | 147 | 51 | 6 | 1 | 0 | 0 | 0 | 1 | 1 | 182 | 833 | 0 |
| 29 | 0 | 0 | 0 | 0 | 0 | 9 | 97 | 314 | 574 | 757 | 759 | 1014 | 1030 | 916 | 603 | 215 | 67 | 26 | 0 | 0 | 0 | 0 | 0 | 0 | 266 | 1030 | 0 |
| 30 | 0 | 0 | 0 | 0 | 0 | 8 | 168 | 362 | 573 | 762 | 909 | 766 | 912 | 901 | 790 | 513 | 519 | 290 | 85 | 3 | 0 | 0 | 0 | 0 | 315 | 912 | 0 |
| 31 | 0 | 0 | 1 | 3 | 0 | 7 | 146 | 359 | 578 | 623 | 632 | 600 | 1032 | 921 | 634 | 643 | 512 | 280 | 81 | 3 | 0 | 0 | 0 | 0 | 294 | 1032 | 0 |
| Avg | 0 | 0 | 0 | 0 | 0 | 10 | 123 | 307 | 487 | 635 | 738 | 723 | 778 | 800 | 741 | 579 | 392 | 220 | 80 | 6 | 0 | 0 | 0 | 0 | 276 | -- | -- |
| Max | 0 | 0 | 1 | 3 | 0 | 22 | 191 | 434 | 657 | 842 | 1003 | 1014 | 1032 | 983 | 952 | 764 | 566 | 352 | 135 | 19 | 0 | 0 | 1 | 1 | -- | 1032 | -- |
| Min | 0 | 0 | 0 | 0 | 0 | 1 | 14 | 65 | 193 | 125 | 115 | 82 | 122 | 79 | 124 | 89 | 23 | 6 | 0 | 0 | 0 | 0 | 0 | 0 | -- | -- | 0 |

-- Indicates Invalid Data

# SAROAD for Resolution, East_Plant
# "Component, Channel: Table100, SR_Wm2_2m"
# Month: Aug 2012

## Hour of day

| Day | 1 | 2 | 3 | 4 | 5 | 6 | 7 | 8 | 9 | 10 | 11 | 12 | 13 | 14 | 15 | 16 | 17 | 18 | 19 | 20 | 21 | 22 | 23 | 24 | Avg | Max | Min |
|---|---|---|---|---|---|---|---|---|---|---|---|---|---|---|---|---|---|---|---|---|---|---|---|---|---|---|---|
| 1 | 0 | 0 | 0 | 0 | 0 | 5 | 139 | 322 | 511 | 788 | 901 | 992 | 998 | 959 | 847 | 695 | 473 | 290 | 81 | 2 | 0 | 0 | 0 | 0 | 333 | 998 | 0 |
| 2 | 0 | 0 | 0 | 0 | 0 | 4 | 144 | 388 | 577 | 761 | 895 | 977 | 996 | 953 | 853 | 648 | 504 | 290 | 84 | 1 | 0 | 0 | 0 | 0 | 336 | 996 | 0 |
| 3 | 0 | 0 | 0 | 0 | 0 | 1 | 35 | 206 | 535 | 707 | 871 | 938 | 887 | 848 | 865 | 697 | 505 | 290 | 76 | 2 | 0 | 0 | 0 | 0 | 311 | 938 | 0 |
| 4 | 0 | 0 | 0 | 0 | 0 | 3 | 133 | 355 | 575 | 761 | 892 | 990 | 1046 | 968 | 866 | 776 | 486 | 284 | 74 | 3 | 0 | 0 | 0 | 0 | 342 | 1046 | 0 |
| 5 | 0 | 0 | 0 | 0 | 0 | 0 | 36 | 223 | 363 | 667 | 983 | 802 | 397 | 503 | 706 | 659 | 478 | 284 | 75 | 3 | 0 | 0 | 0 | 0 | 258 | 983 | 0 |
| 6 | 0 | 0 | 0 | 0 | 0 | 3 | 117 | 333 | 554 | 734 | 876 | 975 | 1010 | 816 | 814 | 464 | 351 | 162 | 82 | 3 | 0 | 0 | 0 | 0 | 304 | 1010 | 0 |
| 7 | 0 | 0 | 0 | 0 | 0 | 2 | 126 | 342 | 564 | 748 | 886 | 965 | 983 | 947 | 853 | 708 | 547 | 295 | 70 | 1 | 0 | 0 | 0 | 0 | 335 | 983 | 0 |
| 8 | 0 | 0 | 0 | 0 | 0 | 2 | 122 | 334 | 561 | 746 | 884 | 957 | 977 | 938 | 840 | 700 | 408 | 15 | 0 | 0 | 0 | 0 | 0 | 0 | 312 | 977 | 0 |
| 9 | 0 | 0 | 0 | 0 | 0 | 2 | 113 | 316 | 562 | 744 | 885 | 937 | 984 | 960 | 845 | 686 | 481 | 261 | 61 | 0 | 0 | 0 | 0 | 0 | 326 | 984 | 0 |
| 10 | 0 | 0 | 0 | 0 | 0 | 2 | 120 | 340 | 562 | 751 | 899 | 988 | 1005 | 963 | 850 | 695 | 445 | 263 | 55 | 0 | 0 | 0 | 0 | 0 | 331 | 1005 | 0 |
| 11 | 0 | 0 | 0 | 0 | 0 | 2 | 108 | 324 | 557 | 753 | 890 | 981 | 957 | 824 | 302 | 221 | 412 | 155 | 65 | 1 | 0 | 0 | 0 | 0 | 273 | 981 | 0 |
| 12 | 0 | 0 | 0 | 0 | 0 | 1 | 109 | 333 | 551 | 735 | 876 | 961 | 1049 | 983 | 855 | 513 | 383 | 273 | 60 | 0 | 0 | 0 | 0 | 0 | 320 | 1049 | 0 |
| 13 | 0 | 0 | 0 | 0 | 0 | 2 | 129 | 390 | 590 | 753 | 875 | 959 | 737 | 707 | 587 | 358 | 328 | 299 | 90 | 1 | 0 | 0 | 0 | 0 | 283 | 959 | 0 |
| 14 | 0 | 0 | 0 | 0 | 0 | 1 | 100 | 326 | 569 | 680 | 832 | 903 | 943 | 543 | 428 | 613 | 476 | 250 | 67 | 1 | 0 | 0 | 0 | 0 | 280 | 943 | 0 |
| 15 | 0 | 0 | 0 | 0 | 0 | 2 | 97 | 305 | 522 | 606 | 440 | 432 | 369 | 561 | 781 | 661 | 100 | 100 | 33 | 1 | 0 | 0 | 0 | 0 | 209 | 781 | 0 |
| 16 | 0 | 0 | 0 | 0 | 0 | 0 | 27 | 50 | 209 | 558 | 817 | 544 | 246 | 455 | 514 | 359 | 373 | 164 | 9 | 0 | 0 | 0 | 0 | 0 | 180 | 817 | 0 |
| 17 | 0 | 0 | 0 | 0 | 0 | 1 | 56 | 112 | 424 | 422 | 890 | 754 | 571 | 563 | 370 | 54 | 61 | 59 | 47 | 0 | 0 | 0 | 0 | 0 | 183 | 890 | 0 |
| 18 | 0 | 0 | 0 | 0 | 0 | 0 | 35 | 90 | 156 | 523 | 890 | 957 | 749 | 582 | 501 | 451 | 447 | 147 | 34 | 0 | 0 | 0 | 0 | 0 | 232 | 957 | 0 |
| 19 | 0 | 0 | 0 | 0 | 0 | 1 | 88 | 291 | 513 | 651 | 849 | 950 | 895 | 361 | 451 | 533 | 457 | 244 | 71 | 2 | 0 | 0 | 0 | 0 | 265 | 950 | 0 |
| 20 | 0 | 0 | 0 | 0 | 0 | 1 | 90 | 301 | 522 | 713 | 849 | 933 | 956 | 820 | 833 | 560 | 406 | 173 | 41 | 0 | 0 | 0 | 0 | 0 | 300 | 956 | 0 |
| 21 | 0 | 0 | 0 | 0 | 0 | 0 | 25 | 83 | 223 | 548 | 566 | 859 | 872 | 868 | 658 | 632 | 430 | 174 | 7 | 2 | 2 | 0 | 0 | 0 | 248 | 872 | 0 |
| 22 | 0 | 0 | 0 | 0 | 0 | 0 | 69 | 315 | 345 | 346 | 121 | 266 | 467 | 345 | 367 | 169 | 326 | 209 | 46 | 0 | 0 | 0 | 0 | 0 | 141 | 467 | 0 |
| 23 | 0 | 0 | 0 | 0 | 0 | 0 | 3 | 55 | 126 | 520 | 397 | 133 | 525 | 889 | 594 | 489 | 301 | 229 | 37 | 0 | 0 | 0 | 0 | 0 | 179 | 889 | 0 |
| 24 | 0 | 0 | 0 | 0 | 0 | 0 | 100 | 61 | 50 | 184 | 238 | 419 | 532 | 949 | 731 | 403 | 416 | 185 | 46 | 0 | 0 | 0 | 0 | 0 | 180 | 949 | 0 |
| 25 | 0 | 0 | 0 | 0 | 0 | 0 | 85 | 305 | 530 | 721 | 861 | 940 | 953 | 905 | 795 | 637 | 433 | 221 | 42 | 0 | 0 | 0 | 0 | 0 | 309 | 953 | 0 |
| 26 | 0 | 0 | 0 | 0 | 0 | 0 | 93 | 276 | 466 | 745 | 872 | 946 | 954 | 902 | 794 | 633 | 429 | 218 | 33 | 0 | 0 | 0 | 0 | 0 | 307 | 954 | 0 |
| 27 | 0 | 0 | 0 | 0 | 0 | 0 | 41 | 329 | 532 | 720 | 855 | 935 | 980 | 973 | 824 | 621 | 427 | 202 | 26 | 0 | 0 | 0 | 0 | 0 | 311 | 980 | 0 |
| 28 | 0 | 0 | 0 | 0 | 0 | 0 | 87 | 304 | 531 | 725 | 865 | 940 | 978 | 935 | 810 | 634 | 424 | 201 | 26 | 0 | 0 | 0 | 0 | 0 | 311 | 978 | 0 |
| 29 | 0 | 0 | 0 | 0 | 0 | 0 | 84 | 303 | 526 | 719 | 859 | 941 | 952 | 900 | 798 | 632 | 412 | 191 | 25 | 0 | 0 | 0 | 0 | 0 | 306 | 952 | 0 |
| 30 | 0 | 0 | 0 | 0 | 0 | 0 | 77 | 296 | 515 | 704 | 841 | 922 | 925 | 780 | 789 | 621 | 414 | 190 | 24 | 0 | 0 | 0 | 0 | 0 | 296 | 925 | 0 |
| 31 | 0 | 0 | 0 | 0 | 0 | 0 | 35 | 254 | 509 | 709 | 846 | 919 | 933 | 886 | 774 | 618 | 403 | 215 | 39 | 0 | 0 | 0 | 0 | 0 | 298 | 933 | 0 |
| Avg | 0 | 0 | 0 | 0 | 0 | 1 | 85 | 266 | 462 | 659 | 790 | 842 | 833 | 793 | 706 | 553 | 404 | 211 | 49 | 1 | 0 | 0 | 0 | 0 | 277 | -- | -- |
| Max | 0 | 0 | 0 | 0 | 0 | 5 | 144 | 390 | 590 | 788 | 983 | 992 | 1049 | 983 | 866 | 776 | 547 | 299 | 90 | 3 | 2 | 0 | 0 | 0 | -- | 1049 | -- |
| Min | 0 | 0 | 0 | 0 | 0 | 0 | 3 | 50 | 50 | 184 | 121 | 133 | 246 | 345 | 302 | 54 | 61 | 15 | 0 | 0 | 0 | 0 | 0 | 0 | -- | -- | 0 |

# SAROAD for Resolution, East_Plant
# "Component, Channel: Table100, SR_Wm2_2m"
# Month: Sep 2012

## Hour of day

| Day | 1 | 2 | 3 | 4 | 5 | 6 | 7 | 8 | 9 | 10 | 11 | 12 | 13 | 14 | 15 | 16 | 17 | 18 | 19 | 20 | 21 | 22 | 23 | 24 | Avg | Max | Min |
|---|---|---|---|---|---|---|---|---|---|---|---|---|---|---|---|---|---|---|---|---|---|---|---|---|---|---|---|
| 1 | 0 | 0 | 0 | 0 | 0 | 0 | 74 | 307 | 549 | 721 | 618 | 888 | 541 | 903 | 722 | 534 | 401 | 181 | 26 | 0 | 0 | 0 | 0 | 0 | 269 | 903 | 0 |
| 2 | 0 | 0 | 0 | 0 | 0 | 0 | 97 | 311 | 507 | 697 | 834 | 919 | 945 | 922 | 781 | 552 | 387 | 181 | 27 | 0 | 0 | 0 | 0 | 0 | 298 | 945 | 0 |
| 3 | 0 | 0 | 0 | 0 | 0 | 0 | 96 | 201 | 482 | 646 | 835 | 912 | 920 | 867 | 749 | 591 | 385 | 172 | 19 | 0 | 0 | 0 | 0 | 0 | 286 | 920 | 0 |
| 4 | 0 | 0 | 0 | 0 | 0 | 0 | 21 | 133 | 408 | 724 | 917 | 915 | 925 | 873 | 746 | 543 | 221 | 168 | 20 | 0 | 0 | 0 | 0 | 0 | 275 | 925 | 0 |
| 5 | 0 | 0 | 0 | 0 | 0 | 0 | 71 | 292 | 467 | 698 | 832 | 908 | 916 | 844 | 745 | 586 | 377 | 163 | 15 | 0 | 0 | 0 | 0 | 0 | 288 | 916 | 0 |
| 6 | 0 | 0 | 0 | 0 | 0 | 0 | 67 | 278 | 496 | 655 | 718 | 912 | 932 | 875 | 800 | 407 | 182 | 19 | 0 | 0 | 0 | 0 | 0 | 0 | 264 | 932 | 0 |
| 7 | 0 | 0 | 0 | 0 | 0 | 0 | 71 | 43 | 81 | 102 | 119 | 181 | 263 | 607 | 808 | 569 | 369 | 115 | 6 | 0 | 0 | 0 | 0 | 0 | 139 | 808 | 0 |
| 8 | 0 | 0 | 0 | 0 | 0 | 0 | 35 | 118 | 224 | 160 | 216 | 342 | 475 | 435 | 506 | 308 | 166 | 47 | 2 | 0 | 0 | 0 | 0 | 0 | 126 | 506 | 0 |
| 9 | 0 | 0 | 0 | 0 | 0 | 0 | 11 | 70 | 44 | 26 | 31 | 46 | 41 | 274 | 623 | 553 | 373 | 88 | 6 | 0 | 0 | 0 | 0 | 0 | 91 | 623 | 0 |
| 10 | 0 | 0 | 0 | 0 | 0 | 0 | 2 | 24 | 56 | 109 | 285 | 394 | 781 | 911 | 731 | 507 | 341 | 159 | 10 | 0 | 0 | 0 | 0 | 0 | 180 | 911 | 0 |
| 11 | 0 | 0 | 0 | 0 | 0 | 0 | 30 | 161 | 266 | 265 | 403 | 480 | 399 | 471 | 476 | 247 | 170 | 112 | 26 | 0 | 0 | 0 | 0 | 0 | 146 | 480 | 0 |
| 12 | 0 | 0 | 0 | 0 | 0 | 0 | 15 | 152 | 329 | 745 | 856 | 935 | 972 | 710 | 504 | 382 | 348 | 142 | 6 | 0 | 0 | 0 | 0 | 0 | 254 | 972 | 0 |
| 13 | 0 | 0 | 0 | 0 | 0 | 0 | 68 | 290 | 512 | 704 | 843 | 917 | 886 | 543 | 666 | 578 | 355 | 123 | 10 | 0 | 0 | 0 | 0 | 0 | 271 | 917 | 0 |
| 14 | 0 | 0 | 0 | 0 | 0 | 0 | 67 | 290 | 517 | 714 | 850 | 923 | 937 | 879 | 747 | 573 | 356 | 134 | 5 | 0 | 0 | 0 | 0 | 0 | 291 | 937 | 0 |
| 15 | 0 | 0 | 0 | 0 | 0 | 0 | 63 | 291 | 520 | 717 | 866 | 942 | 938 | 868 | 743 | 566 | 346 | 128 | 3 | 0 | 0 | 0 | 0 | 0 | 291 | 942 | 0 |
| 16 | 0 | 0 | 0 | 0 | 0 | 0 | 60 | 280 | 507 | 704 | 848 | 919 | 924 | 813 | 735 | 572 | 352 | 121 | 3 | 0 | 0 | 0 | 0 | 0 | 285 | 924 | 0 |
| 17 | 0 | 0 | 0 | 0 | 0 | 0 | 60 | 279 | 504 | 701 | 842 | 917 | 927 | 863 | 736 | 524 | 335 | 117 | 3 | 0 | 0 | 0 | 0 | 0 | 284 | 927 | 0 |
| 18 | 0 | 0 | 0 | 0 | 0 | 0 | 51 | 267 | 501 | 699 | 838 | 901 | 913 | 525 | 653 | 578 | 338 | 111 | 3 | 0 | 0 | 0 | 0 | 0 | 266 | 913 | 0 |
| 19 | 0 | 0 | 0 | 0 | 0 | 0 | 53 | 271 | 498 | 693 | 829 | 901 | 916 | 851 | 725 | 554 | 332 | 108 | 2 | 0 | 0 | 0 | 0 | 0 | 281 | 916 | 0 |
| 20 | 0 | 0 | 0 | 0 | 0 | 0 | 48 | 131 | 337 | 655 | 844 | 891 | 925 | 894 | 579 | 432 | 334 | 101 | 2 | 0 | 0 | 0 | 0 | 0 | 257 | 925 | 0 |
| 21 | 0 | 0 | 0 | 0 | 0 | 0 | 18 | 242 | 482 | 675 | 820 | 908 | 970 | 894 | 807 | 555 | 311 | 94 | 2 | 0 | 0 | 0 | 0 | 0 | 282 | 970 | 0 |
| 22 | 0 | 0 | 0 | 0 | 0 | 0 | 26 | 175 | 467 | 631 | 602 | 896 | 939 | 854 | 608 | 312 | 149 | 69 | 1 | 0 | 0 | 0 | 0 | 0 | 239 | 939 | 0 |
| 23 | 0 | 0 | 0 | 0 | 0 | 0 | 19 | 277 | 464 | 712 | 788 | 832 | 783 | 451 | 449 | 406 | 307 | 86 | 3 | 0 | 0 | 0 | 0 | 0 | 232 | 832 | 0 |
| 24 | 0 | 0 | 0 | 0 | 0 | 0 | 32 | 124 | 296 | 356 | 589 | 846 | 629 | 733 | 694 | 511 | 298 | 83 | 1 | 0 | 0 | 0 | 0 | 0 | 216 | 846 | 0 |
| 25 | 0 | 0 | 0 | 0 | 0 | 0 | 41 | 244 | 469 | 665 | 804 | 875 | 876 | 817 | 685 | 510 | 293 | 81 | 1 | 0 | 0 | 0 | 0 | 0 | 265 | 876 | 0 |
| 26 | 0 | 0 | 0 | 0 | 0 | 0 | 37 | 249 | 473 | 664 | 799 | 872 | 843 | 701 | 700 | 509 | 292 | 79 | 1 | 0 | 0 | 0 | 0 | 0 | 259 | 872 | 0 |
| 27 | 0 | 0 | 0 | 0 | 0 | 0 | 22 | 203 | 417 | 579 | 700 | 754 | 909 | 771 | 582 | 414 | 249 | 75 | 1 | 0 | 0 | 0 | 0 | 0 | 236 | 909 | 0 |
| 28 | 0 | 0 | 0 | 0 | 0 | 0 | 18 | 111 | 356 | 409 | 495 | 785 | 875 | 738 | 668 | 510 | 277 | 68 | 1 | 0 | 0 | 0 | 0 | 0 | 221 | 875 | 0 |
| 29 | 0 | 0 | 0 | 0 | 0 | 0 | 37 | 245 | 467 | 657 | 792 | 859 | 858 | 812 | 692 | 548 | 293 | 45 | 0 | 0 | 0 | 0 | 0 | 0 | 263 | 859 | 0 |
| 30 | 0 | 0 | 0 | 0 | 0 | 0 | 37 | 246 | 471 | 663 | 802 | 870 | 869 | 779 | 689 | 406 | 188 | 69 | 0 | 0 | 0 | 0 | 0 | 0 | 254 | 870 | 0 |
| Avg | 0 | 0 | 0 | 0 | 0 | 0 | 45 | 210 | 406 | 572 | 687 | 788 | 801 | 749 | 678 | 495 | 304 | 108 | 7 | 0 | 0 | 0 | 0 | 0 | 244 | -- | -- |
| Max | 0 | 0 | 0 | 0 | 0 | 0 | 97 | 311 | 549 | 745 | 917 | 942 | 972 | 922 | 808 | 591 | 401 | 181 | 27 | 0 | 0 | 0 | 0 | 0 | -- | 972 | -- |
| Min | 0 | 0 | 0 | 0 | 0 | 0 | 2 | 24 | 44 | 26 | 31 | 46 | 41 | 274 | 449 | 247 | 149 | 19 | 0 | 0 | 0 | 0 | 0 | 0 | -- | -- | 0 |

# SAROAD for Resolution, East_Plant
# "Component, Channel: Table100, RH_Percent"
# Month: Jul 2012

## Hour of day

| Day | 1 | 2 | 3 | 4 | 5 | 6 | 7 | 8 | 9 | 10 | 11 | 12 | 13 | 14 | 15 | 16 | 17 | 18 | 19 | 20 | 21 | 22 | 23 | 24 | Avg | Max | Min |
|---|---|---|---|---|---|---|---|---|---|---|---|---|---|---|---|---|---|---|---|---|---|---|---|---|---|---|---|
| 1 | 19 | 19 | 18 | 19 | 18 | 13 | 13 | 12 | 11 | 12 | 12 | 10 | 9 | 10 | 9 | 10 | 10 | 10 | 10 | 11 | 11 | 12 | 12 | 13 | 13 | 19 | 9 |
| 2 | 15 | 15 | 16 | 18 | 18 | 18 | 17 | 17 | 18 | 20 | 16 | 15 | 16 | 15 | 15 | 15 | 16 | 17 | 19 | 21 | 23 | 23 | 23 | 26 | 18 | 26 | 15 |
| 3 | 38 | 45 | 46 | 48 | 49 | 49 | 47 | 45 | 37 | 34 | 32 | 33 | 31 | 30 | 30 | 30 | 30 | 31 | 34 | 33 | 37 | 38 | 40 | 54 | 38 | 54 | 30 |
| 4 | 76 | 77 | 69 | 69 | 72 | 73 | 73 | 69 | 60 | 54 | 59 | 94 | 96 | 93 | 87 | 83 | 90 | 96 | 93 | 88 | 87 | 91 | 93 | 94 | 81 | 96 | 54 |
| 5 | 95 | 96 | 97 | 98 | 98 | 96 | 87 | 69 | 57 | 52 | 47 | 43 | 40 | 37 | 36 | 34 | 32 | 33 | 33 | 35 | 37 | 39 | 41 | 42 | 57 | 98 | 32 |
| 6 | 40 | 41 | 42 | 45 | 49 | 51 | 49 | 42 | 42 | 39 | 36 | 32 | 26 | 24 | 23 | 21 | 19 | 21 | 23 | 24 | 24 | 20 | 19 | 16 | 32 | 51 | 16 |
| 7 | 16 | 14 | 14 | 14 | 13 | 12 | 12 | 13 | 13 | 11 | 12 | 11 | 11 | 11 | 10 | 11 | 11 | 11 | 12 | 13 | 23 | 27 | 28 | 30 | 15 | 30 | 10 |
| 8 | 36 | 42 | 45 | 44 | 50 | 51 | 49 | 39 | 38 | 36 | 29 | 24 | 23 | 23 | 20 | 19 | 19 | 29 | 23 | 31 | 38 | 34 | 40 | 39 | 34 | 51 | 19 |
| 9 | 37 | 37 | 39 | 41 | 43 | 42 | 40 | 32 | 30 | 28 | 24 | 23 | 21 | 18 | 18 | 18 | 22 | 21 | 21 | 22 | 23 | 25 | 25 | 25 | 28 | 43 | 18 |
| 10 | 27 | 25 | 27 | 32 | 36 | 38 | 37 | 34 | 32 | 28 | 27 | 25 | 22 | 18 | 18 | 19 | -- | 24 | 25 | 22 | 28 | 41 | 50 | 50 | 30 | 50 | 18 |
| 11 | 42 | 41 | 42 | 44 | 46 | 49 | 48 | 45 | 38 | 34 | 32 | 30 | 25 | 22 | 22 | 22 | 20 | 20 | 23 | 29 | 26 | 35 | 36 | 54 | 34 | 54 | 20 |
| 12 | 52 | 56 | 57 | 59 | 56 | 54 | 54 | 52 | 48 | 41 | 37 | 36 | 33 | 27 | 19 | 25 | 25 | 26 | 28 | 31 | 51 | 63 | 66 | 66 | 44 | 66 | 19 |
| 13 | 61 | 58 | 66 | 69 | 73 | 76 | 66 | 48 | 45 | 48 | 46 | 46 | 51 | 43 | 42 | 41 | 40 | 44 | 48 | 49 | 50 | 51 | 54 | 56 | 53 | 76 | 40 |
| 14 | 58 | 66 | 72 | 74 | 73 | 72 | 75 | 76 | 61 | 68 | 67 | 61 | 59 | 56 | 46 | 50 | 66 | 73 | 69 | 53 | 57 | 67 | 73 | 69 | 65 | 76 | 46 |
| 15 | 66 | 66 | 66 | 65 | 65 | 68 | 68 | 61 | 45 | 45 | 44 | 46 | 55 | 49 | 39 | 36 | 39 | 49 | 52 | 60 | 60 | 58 | 54 | 58 | 55 | 68 | 36 |
| 16 | 58 | 57 | 59 | 59 | 59 | 62 | 55 | 45 | 41 | 40 | 39 | 38 | 38 | 35 | 31 | 28 | 29 | 30 | 31 | 33 | 35 | 36 | 35 | 35 | 42 | 62 | 28 |
| 17 | 33 | 32 | 30 | 30 | 33 | 35 | 32 | 30 | 29 | 27 | 22 | 22 | 21 | 19 | 19 | 19 | 21 | 21 | 20 | 20 | 20 | 23 | 24 | 25 | 25 | 35 | 19 |
| 18 | 28 | 27 | 24 | 20 | 22 | 22 | 19 | 15 | 14 | 14 | 14 | 15 | 14 | 14 | 14 | 14 | 14 | 14 | 15 | 16 | 17 | 17 | 16 | 16 | 17 | 28 | 14 |
| 19 | 16 | 17 | 18 | 20 | 22 | 23 | 22 | 18 | 17 | 16 | 15 | 19 | 19 | 17 | 16 | 16 | 16 | 16 | 18 | 21 | 23 | 25 | 26 | 27 | 19 | 27 | 15 |
| 20 | 29 | 30 | 31 | 35 | 36 | 38 | 35 | 31 | 26 | 26 | 26 | 25 | 29 | 58 | 57 | 28 | 69 | 80 | 67 | 64 | 65 | 62 | 63 | 68 | 45 | 80 | 25 |
| 21 | 66 | 65 | 66 | 63 | 59 | 61 | 58 | 55 | 50 | 40 | 36 | 34 | 32 | 30 | 28 | 28 | 78 | 83 | 80 | 69 | 73 | 67 | 63 | 66 | 56 | 83 | 28 |
| 22 | 68 | 66 | 67 | 67 | 64 | 64 | 62 | 51 | 45 | 43 | 41 | 43 | 40 | 35 | 51 | 51 | 56 | 48 | 44 | 55 | 58 | 60 | 60 | 61 | 54 | 68 | 35 |
| 23 | 61 | 62 | 66 | 65 | 64 | 64 | 57 | 50 | 47 | 46 | 43 | 40 | 38 | 33 | 35 | 36 | 55 | 66 | 59 | 57 | 61 | 61 | 62 | 63 | 54 | 66 | 33 |
| 24 | 65 | 68 | 77 | 84 | 75 | 75 | 83 | 89 | 83 | 79 | 82 | 85 | 87 | 84 | 75 | 68 | 53 | 50 | 54 | 62 | 71 | 73 | 74 | 75 | 74 | 89 | 50 |
| 25 | 74 | 77 | 78 | 76 | 75 | 70 | 69 | 56 | 49 | 44 | 40 | 33 | 28 | 29 | 29 | 27 | 27 | 27 | 30 | 31 | 30 | 30 | 29 | 30 | 45 | 78 | 27 |
| 26 | 28 | 31 | 33 | 36 | 35 | 36 | 35 | 34 | 33 | 32 | 30 | 28 | 27 | 24 | 22 | 22 | 22 | 22 | 23 | 25 | 26 | 27 | 29 | 29 | 29 | 36 | 22 |
| 27 | 28 | 27 | 30 | 32 | 37 | 39 | 40 | 36 | 41 | 39 | 36 | 37 | 31 | 26 | 26 | 23 | 22 | 23 | 27 | 34 | 29 | 31 | 35 | 43 | 32 | 43 | 22 |
| 28 | 44 | 50 | 57 | 58 | 62 | 66 | 64 | 57 | 55 | 50 | 46 | 46 | 41 | 36 | 36 | 38 | 62 | 90 | 89 | 88 | 89 | 87 | 86 | 80 | 62 | 90 | 36 |
| 29 | 79 | 77 | 71 | 66 | 69 | 71 | 67 | 63 | 54 | 51 | 47 | 41 | 38 | 37 | 37 | 45 | 68 | 84 | 96 | 96 | 94 | 92 | 90 | 89 | 68 | 96 | 37 |
| 30 | 92 | 93 | 93 | 92 | 90 | 89 | 83 | 70 | 62 | 59 | 54 | 49 | 44 | 39 | 45 | 45 | 40 | 42 | 44 | 44 | 49 | 53 | 55 | 68 | 62 | 93 | 39 |
| 31 | 69 | 92 | 86 | 75 | 82 | 79 | 70 | 66 | 58 | 50 | 48 | 46 | 40 | 38 | 38 | 36 | 33 | 35 | 38 | 53 | 58 | 62 | 63 | 64 | 57 | 92 | 33 |
| Avg | 49 | 51 | 52 | 52 | 53 | 53 | 51 | 46 | 41 | 39 | 37 | 37 | 35 | 33 | 32 | 31 | 37 | 40 | 40 | 42 | 44 | 46 | 47 | 49 | 43 | -- | -- |
| Max | 95 | 96 | 97 | 98 | 98 | 96 | 87 | 89 | 83 | 79 | 82 | 94 | 96 | 93 | 87 | 83 | 90 | 96 | 96 | 96 | 94 | 92 | 93 | 94 | -- | 98 | -- |
| Min | 15 | 14 | 14 | 14 | 13 | 12 | 12 | 12 | 11 | 11 | 12 | 10 | 9 | 10 | 9 | 10 | 10 | 10 | 10 | 11 | 11 | 12 | 12 | 13 | -- | -- | 9 |

-- Indicates Invalid Data

# SAROAD for Resolution, East_Plant
# "Component, Channel: Table100, RH_Percent"
# Month: Aug 2012

## Hour of day

| Day | 1 | 2 | 3 | 4 | 5 | 6 | 7 | 8 | 9 | 10 | 11 | 12 | 13 | 14 | 15 | 16 | 17 | 18 | 19 | 20 | 21 | 22 | 23 | 24 | Avg | Max | Min |
|---|---|---|---|---|---|---|---|---|---|---|---|---|---|---|---|---|---|---|---|---|---|---|---|---|---|---|---|
| 1 | 69 | 68 | 71 | 71 | 75 | 71 | 66 | 60 | 53 | 36 | 38 | 41 | 37 | 33 | 32 | 31 | 31 | 30 | 30 | 31 | 33 | 36 | 40 | 43 | 47 | 75 | 30 |
| 2 | 44 | 45 | 44 | 44 | 45 | 44 | 45 | 39 | 33 | 31 | 29 | 27 | 25 | 24 | 24 | 24 | 23 | 22 | 23 | 25 | 26 | 27 | 32 | 33 | 32 | 45 | 22 |
| 3 | 35 | 31 | 34 | 38 | 39 | 40 | 41 | 42 | 36 | 30 | 28 | 25 | 24 | 23 | 21 | 21 | 20 | 20 | 21 | 23 | 23 | 26 | 30 | 34 | 29 | 42 | 20 |
| 4 | 38 | 42 | 45 | 47 | 48 | 49 | 46 | 39 | 34 | 31 | 27 | 25 | 22 | 21 | 19 | 18 | 17 | 18 | 19 | 20 | 20 | 22 | 24 | 25 | 30 | 49 | 17 |
| 5 | 29 | 31 | 33 | 32 | 34 | 38 | 46 | 48 | 41 | 37 | 28 | 27 | 30 | 30 | 27 | 24 | 23 | 22 | 24 | 27 | 32 | 39 | 46 | 47 | 33 | 48 | 22 |
| 6 | 43 | 42 | 47 | 47 | 40 | 42 | 40 | 36 | 35 | 32 | 28 | 26 | 24 | 23 | 21 | 23 | 25 | 26 | 29 | 33 | 36 | 33 | 31 | 30 | 33 | 47 | 21 |
| 7 | 31 | 34 | 40 | 37 | 39 | 42 | 42 | 34 | 31 | 27 | 27 | 26 | 25 | 24 | 24 | 22 | 22 | 22 | 22 | 23 | 24 | 25 | 25 | 30 | 29 | 42 | 22 |
| 8 | 30 | 29 | 31 | 33 | 34 | 35 | 36 | 33 | 29 | 24 | 21 | 21 | 21 | 21 | 21 | 20 | 22 | 32 | 55 | 46 | 45 | 41 | 32 | 35 | 31 | 55 | 20 |
| 9 | 39 | 43 | 48 | 48 | 46 | 42 | 40 | 39 | 34 | 29 | 23 | 21 | 16 | 14 | 12 | 13 | 14 | 14 | 15 | 16 | 19 | 21 | 24 | 26 | 27 | 48 | 12 |
| 10 | 26 | 25 | 27 | 25 | 25 | 27 | 24 | 23 | 20 | 19 | 18 | 14 | 13 | 12 | 13 | 13 | 13 | 13 | 13 | 14 | 16 | 18 | 20 | 21 | 19 | 27 | 12 |
| 11 | 21 | 22 | 21 | 27 | 32 | 35 | 38 | 25 | 24 | 21 | 19 | 17 | 18 | 16 | 22 | 23 | 20 | 18 | 23 | 25 | 23 | 22 | 24 | 25 | 23 | 38 | 16 |
| 12 | 27 | 28 | 30 | 31 | 31 | 32 | 30 | 26 | 21 | 19 | 16 | 14 | 12 | 11 | 10 | 10 | 14 | 14 | 16 | 17 | 17 | 19 | 22 | 23 | 20 | 32 | 10 |
| 13 | 21 | 23 | 24 | 22 | 21 | 24 | 25 | 21 | 20 | 19 | 18 | 17 | 17 | 15 | 16 | 29 | 19 | 16 | 19 | 21 | 24 | 27 | 32 | 33 | 22 | 33 | 15 |
| 14 | 28 | 32 | 33 | 35 | 37 | 36 | 32 | 29 | 24 | 21 | 19 | 18 | 18 | 19 | 20 | 17 | 16 | 17 | 18 | 21 | 24 | 26 | 38 | 45 | 26 | 45 | 16 |
| 15 | 41 | 51 | 53 | 53 | 49 | 54 | 56 | 49 | 50 | 51 | 50 | 47 | 47 | 45 | 43 | 41 | 46 | 46 | 46 | 48 | 49 | 50 | 50 | 50 | 49 | 56 | 41 |
| 16 | 50 | 50 | 49 | 52 | 58 | 63 | 62 | 65 | 64 | 59 | 51 | 47 | 48 | 46 | 46 | 49 | 48 | 51 | 56 | 58 | 59 | 59 | 64 | 60 | 55 | 65 | 46 |
| 17 | 92 | 88 | 87 | 84 | 79 | 81 | 82 | 81 | 74 | 70 | 53 | 48 | 53 | 53 | 53 | 71 | 74 | 73 | 71 | 74 | 76 | 82 | 83 | 84 | 74 | 92 | 48 |
| 18 | 84 | 86 | 86 | 86 | 90 | 91 | 92 | 86 | 82 | 77 | 67 | 60 | 57 | 56 | 52 | 49 | 47 | 50 | 51 | 52 | 56 | 59 | 62 | 63 | 68 | 92 | 47 |
| 19 | 64 | 65 | 66 | 67 | 72 | 72 | 69 | 60 | 54 | 55 | 48 | 44 | 41 | 42 | 43 | 40 | 37 | 37 | 39 | 44 | 55 | 58 | 57 | 53 | 53 | 72 | 37 |
| 20 | 50 | 51 | 52 | 54 | 55 | 57 | 55 | 48 | 42 | 43 | 38 | 34 | 30 | 29 | 30 | 32 | 30 | 44 | 43 | 45 | 48 | 46 | 48 | 47 | 44 | 57 | 29 |
| 21 | 53 | 60 | 62 | 64 | 67 | 68 | 70 | 69 | 67 | 62 | 58 | 51 | 47 | 44 | 42 | 41 | 40 | 41 | 71 | 82 | 76 | 76 | 87 | 88 | 62 | 88 | 40 |
| 22 | 87 | 76 | 87 | 86 | 80 | 81 | 76 | 69 | 65 | 62 | 83 | 90 | 80 | 75 | 63 | 55 | 52 | 65 | 78 | 79 | 78 | 78 | 84 | 86 | 76 | 90 | 52 |
| 23 | 81 | 87 | 91 | 92 | 89 | 92 | 96 | 97 | 92 | 80 | 79 | 84 | 73 | 60 | 58 | 60 | 56 | 54 | 56 | 60 | 65 | 71 | 77 | 76 | 76 | 97 | 54 |
| 24 | 76 | 77 | 79 | 77 | 78 | 81 | 77 | 75 | 87 | 89 | 84 | 67 | 58 | 54 | 49 | 51 | 50 | 49 | 52 | 53 | 55 | 54 | 52 | 57 | 66 | 89 | 49 |
| 25 | 61 | 64 | 64 | 59 | 62 | 66 | 66 | 57 | 51 | 47 | 44 | 45 | 44 | 40 | 38 | 36 | 36 | 36 | 40 | 42 | 43 | 43 | 46 | 46 | 49 | 66 | 36 |
| 26 | 47 | 51 | 50 | 50 | 58 | 55 | 52 | 44 | 39 | 39 | 37 | 31 | 28 | 29 | 29 | 28 | 28 | 29 | 30 | 31 | 42 | 46 | 47 | 49 | 40 | 58 | 28 |
| 27 | 49 | 51 | 50 | 53 | 53 | 51 | 52 | 49 | 45 | 41 | 36 | 32 | 28 | 25 | 23 | 23 | 23 | 23 | 25 | 29 | 33 | 33 | 33 | 37 | 37 | 53 | 23 |
| 28 | 39 | 41 | 42 | 45 | 45 | 45 | 45 | 41 | 37 | 35 | 33 | 31 | 29 | 26 | 22 | 20 | 18 | 18 | 21 | 24 | 26 | 29 | 30 | 29 | 32 | 45 | 18 |
| 29 | 25 | 24 | 23 | 24 | 28 | 31 | 30 | 28 | 23 | 20 | 18 | 17 | 16 | 17 | 16 | 17 | 17 | 21 | 28 | 28 | 28 | 31 | 35 | 37 | 24 | 37 | 16 |
| 30 | 39 | 55 | 60 | 66 | 69 | 72 | 69 | 63 | 54 | 53 | 50 | 44 | 42 | 41 | 38 | 35 | 32 | 34 | 37 | 42 | 46 | 51 | 51 | 53 | 50 | 72 | 32 |
| 31 | 56 | 58 | 59 | 61 | 63 | 64 | 61 | 55 | 49 | 46 | 45 | 42 | 39 | 37 | 34 | 33 | 34 | 34 | 37 | 39 | 42 | 43 | 44 | 46 | 47 | 64 | 33 |
| Avg | 48 | 49 | 51 | 52 | 53 | 54 | 53 | 49 | 45 | 42 | 39 | 36 | 34 | 32 | 31 | 31 | 31 | 32 | 36 | 38 | 40 | 42 | 44 | 45 | 42 | -- | -- |
| Max | 92 | 88 | 91 | 92 | 90 | 92 | 96 | 97 | 92 | 89 | 84 | 90 | 80 | 75 | 63 | 71 | 74 | 73 | 78 | 82 | 78 | 82 | 87 | 88 | -- | 97 | -- |
| Min | 21 | 22 | 21 | 22 | 21 | 24 | 24 | 21 | 20 | 19 | 16 | 14 | 12 | 11 | 10 | 10 | 13 | 13 | 13 | 14 | 16 | 18 | 20 | 21 | -- | -- | 10 |

# SAROAD for Resolution, East_Plant
# "Component, Channel: Table100, RH_Percent"
# Month: Sep 2012

## Hour of day

| Day | 1 | 2 | 3 | 4 | 5 | 6 | 7 | 8 | 9 | 10 | 11 | 12 | 13 | 14 | 15 | 16 | 17 | 18 | 19 | 20 | 21 | 22 | 23 | 24 | Avg | Max | Min |
|---|---|---|---|---|---|---|---|---|---|---|---|---|---|---|---|---|---|---|---|---|---|---|---|---|---|---|---|
| 1 | 49 | 52 | 52 | 54 | 53 | 56 | 55 | 48 | 39 | 36 | 37 | 36 | 34 | 30 | 29 | 29 | 28 | 29 | 34 | 35 | 37 | 39 | 40 | 42 | 41 | 56 | 28 |
| 2 | 43 | 46 | 47 | 50 | 52 | 53 | 49 | 44 | 38 | 33 | 34 | 32 | 30 | 29 | 28 | 28 | 26 | 28 | 31 | 33 | 38 | 47 | 49 | 47 | 39 | 53 | 26 |
| 3 | 49 | 42 | 45 | 47 | 47 | 50 | 50 | 47 | 43 | 43 | 41 | 40 | 38 | 36 | 35 | 33 | 32 | 32 | 34 | 36 | 38 | 38 | 39 | 54 | 41 | 54 | 32 |
| 4 | 63 | 63 | 63 | 63 | 67 | 68 | 70 | 66 | 63 | 57 | 53 | 51 | 50 | 48 | 47 | 46 | 47 | 44 | 44 | 42 | 45 | 48 | 49 | 52 | 55 | 70 | 42 |
| 5 | 54 | 64 | 72 | 75 | 80 | 81 | 76 | 69 | 69 | 62 | 57 | 52 | 48 | 49 | 46 | 40 | 37 | 37 | 40 | 43 | 45 | 45 | 51 | 57 | 56 | 81 | 37 |
| 6 | 66 | 69 | 72 | 77 | 79 | 82 | 79 | 72 | 66 | 64 | 58 | 51 | 47 | 44 | 41 | 41 | 42 | 55 | 76 | 79 | 75 | 88 | 85 | 86 | 67 | 88 | 41 |
| 7 | 86 | 87 | 86 | 83 | 88 | 93 | 95 | 95 | 94 | 94 | 95 | 97 | 95 | 74 | 72 | 69 | 71 | 83 | 89 | 93 | 91 | 87 | 80 | 77 | 86 | 97 | 69 |
| 8 | 88 | 86 | 85 | 82 | 72 | 65 | 63 | 63 | 62 | 60 | 60 | 57 | 55 | 53 | 51 | 48 | 49 | 50 | 52 | 57 | 57 | 59 | 59 | 62 | 62 | 88 | 48 |
| 9 | 62 | 59 | 61 | 60 | 57 | 57 | 55 | 55 | 74 | 88 | 92 | 90 | 90 | 86 | 73 | 67 | 63 | 60 | 61 | 61 | 61 | 63 | 66 | 59 | 68 | 92 | 55 |
| 10 | 58 | 60 | 60 | 67 | 74 | 77 | 89 | 84 | 85 | 84 | 75 | 62 | 58 | 45 | 42 | 42 | 41 | 44 | 52 | 65 | 65 | 69 | 83 | 90 | 65 | 90 | 41 |
| 11 | 89 | 78 | 72 | 77 | 73 | 76 | 73 | 66 | 63 | 62 | 57 | 53 | 59 | 62 | 65 | 74 | 73 | 69 | 71 | 74 | 74 | 73 | 73 | 75 | 70 | 89 | 53 |
| 12 | 75 | 80 | 83 | 83 | 83 | 84 | 85 | 82 | 70 | 66 | 61 | 56 | 52 | 51 | 52 | 51 | 48 | 48 | 52 | 55 | 56 | 53 | 55 | 64 | 64 | 85 | 48 |
| 13 | 64 | 65 | 59 | 47 | 47 | 49 | 50 | 50 | 46 | 43 | 39 | 35 | 32 | 32 | 29 | 26 | 27 | 35 | 47 | 50 | 52 | 52 | 55 | 56 | 45 | 65 | 26 |
| 14 | 48 | 43 | 44 | 45 | 47 | 47 | 44 | 40 | 40 | 38 | 34 | 32 | 32 | 30 | 29 | 27 | 26 | 27 | 29 | 31 | 33 | 36 | 35 | 42 | 37 | 48 | 26 |
| 15 | 43 | 48 | 49 | 47 | 43 | 42 | 40 | 36 | 33 | 30 | 27 | 23 | 23 | 22 | 21 | 21 | 20 | 21 | 24 | 25 | 27 | 29 | 29 | 29 | 31 | 49 | 20 |
| 16 | 31 | 32 | 33 | 34 | 35 | 35 | 35 | 34 | 27 | 22 | 21 | 20 | 19 | 18 | 17 | 18 | 18 | 19 | 20 | 23 | 25 | 26 | 26 | 25 | 26 | 35 | 17 |
| 17 | 27 | 31 | 32 | 35 | 44 | 43 | 40 | 40 | 37 | 40 | 38 | 35 | 27 | 26 | 27 | 27 | 27 | 27 | 32 | 33 | 35 | 37 | 39 | 41 | 34 | 44 | 26 |
| 18 | 42 | 43 | 39 | 39 | 40 | 44 | 49 | 43 | 38 | 34 | 24 | 21 | 24 | 19 | 15 | 17 | 16 | 18 | 22 | 23 | 23 | 24 | 22 | 22 | 29 | 49 | 15 |
| 19 | 25 | 25 | 26 | 28 | 31 | 32 | 31 | 24 | 22 | 21 | 19 | 16 | 10 | 12 | 10 | 9 | 9 | 10 | 12 | 15 | 17 | 19 | 21 | 20 | 19 | 32 | 9 |
| 20 | 20 | 23 | 22 | 22 | 25 | 25 | 25 | 26 | 23 | 20 | 17 | 15 | 13 | 12 | 12 | 12 | 12 | 14 | 15 | 16 | 17 | 18 | 19 | 21 | 18 | 26 | 12 |
| 21 | 23 | 23 | 23 | 22 | 26 | 24 | 25 | 24 | 21 | 17 | 16 | 14 | 12 | 10 | 11 | 11 | 12 | 13 | 14 | 14 | 15 | 16 | 18 | 20 | 18 | 26 | 10 |
| 22 | 19 | 21 | 21 | 22 | 22 | 22 | 23 | 22 | 20 | 16 | 13 | 12 | 10 | 9 | 9 | 9 | 11 | 12 | 14 | 16 | 17 | 17 | 18 | 18 | 16 | 23 | 9 |
| 23 | 19 | 20 | 21 | 21 | 22 | 22 | 20 | 18 | 18 | 15 | 13 | 12 | 13 | 13 | 12 | 12 | 11 | 11 | 15 | 17 | 18 | 19 | 20 | 19 | 17 | 22 | 11 |
| 24 | 19 | 20 | 23 | 24 | 25 | 26 | 27 | 29 | 27 | 25 | 21 | 17 | 18 | 17 | 16 | 15 | 15 | 16 | 17 | 19 | 20 | 24 | 27 | 27 | 21 | 29 | 15 |
| 25 | 25 | 25 | 26 | 29 | 33 | 33 | 33 | 29 | 29 | 29 | 27 | 23 | 21 | 20 | 21 | 21 | 20 | 22 | 23 | 24 | 25 | 27 | 30 | 30 | 26 | 33 | 20 |
| 26 | 31 | 31 | 33 | 33 | 35 | 33 | 33 | 29 | 28 | 23 | 22 | 23 | 25 | 27 | 24 | 24 | 23 | 23 | 23 | 26 | 28 | 29 | 31 | 30 | 28 | 35 | 22 |
| 27 | 30 | 30 | 31 | 31 | 31 | 32 | 32 | 33 | 27 | 23 | 21 | 20 | 19 | 19 | 18 | 19 | 19 | 20 | 22 | 24 | 24 | 24 | 26 | 29 | 25 | 33 | 18 |
| 28 | 28 | 29 | 29 | 31 | 32 | 34 | 34 | 34 | 29 | 30 | 33 | 31 | 31 | 29 | 28 | 27 | 26 | 28 | 33 | 35 | 41 | 45 | 45 | 45 | 33 | 45 | 26 |
| 29 | 46 | 46 | 50 | 55 | 56 | 59 | 60 | 55 | 49 | 42 | 38 | 31 | 27 | 26 | 24 | 24 | 24 | 26 | 28 | 30 | 31 | 32 | 32 | 33 | 39 | 60 | 24 |
| 30 | 29 | 30 | 31 | 36 | 39 | 40 | 40 | 33 | 21 | 17 | 15 | 13 | 11 | 11 | 11 | 11 | 12 | 13 | 16 | 16 | 16 | 15 | 16 | 16 | 21 | 40 | 11 |
| Avg | 45 | 46 | 46 | 47 | 49 | 49 | 49 | 46 | 43 | 41 | 39 | 36 | 34 | 32 | 31 | 30 | 29 | 31 | 35 | 37 | 38 | 40 | 41 | 43 | 40 | -- | -- |
| Max | 89 | 87 | 86 | 83 | 88 | 93 | 95 | 95 | 94 | 94 | 95 | 97 | 95 | 86 | 73 | 74 | 73 | 83 | 89 | 93 | 91 | 88 | 85 | 90 | -- | 97 | -- |
| Min | 19 | 20 | 21 | 21 | 22 | 22 | 20 | 18 | 18 | 15 | 13 | 12 | 10 | 9 | 9 | 9 | 9 | 10 | 12 | 14 | 15 | 15 | 16 | 16 | -- | -- | 9 |

# SAROAD for Resolution, East_Plant
# "Component, Channel: Table100, Precip_Inches"
# Month: Jul 2012

## Hour of day

| Day | 1 | 2 | 3 | 4 | 5 | 6 | 7 | 8 | 9 | 10 | 11 | 12 | 13 | 14 | 15 | 16 | 17 | 18 | 19 | 20 | 21 | 22 | 23 | 24 | Total | Max | Min |
|---|---|---|---|---|---|---|---|---|---|---|---|---|---|---|---|---|---|---|---|---|---|---|---|---|---|---|---|
| 1 | 0 | 0 | 0 | 0 | 0 | 0 | 0 | 0 | 0 | 0 | 0 | 0 | 0 | 0 | 0 | 0 | 0 | 0 | 0 | 0 | 0 | 0 | 0 | 0 | 0 | 0 | 0 |
| 2 | 0 | 0 | 0 | 0 | 0 | 0 | 0 | 0 | 0 | 0 | 0 | 0 | 0 | 0 | 0 | 0 | 0 | 0 | 0 | 0 | 0 | 0 | 0 | 0 | 0 | 0 | 0 |
| 3 | 0 | 0 | 0 | 0 | 0 | 0 | 0 | 0 | 0 | 0 | 0 | 0 | 0 | 0 | 0 | 0 | 0 | 0 | 0 | 0 | 0 | 0 | 0 | 0 | 0 | 0 | 0 |
| 4 | 0 | 0 | 0 | 0 | 0 | 0 | 0 | 0 | 0 | 0 | 0.004 | 0 | 0 | 0 | 0 | 0 | 0 | 0 | 0 | 0 | 0 | 0 | 0 | 0 | 0.004 | 0.004 | 0 |
| 5 | 0 | 0 | 0 | 0 | 0 | 0 | 0 | 0 | 0 | 0 | 0 | 0 | 0 | 0 | 0 | 0 | 0 | 0 | 0 | 0 | 0 | 0 | 0 | 0 | 0 | 0 | 0 |
| 6 | 0 | 0 | 0 | 0 | 0 | 0 | 0 | 0 | 0 | 0 | 0 | 0 | 0 | 0 | 0 | 0 | 0 | 0 | 0 | 0 | 0 | 0 | 0 | 0 | 0 | 0 | 0 |
| 7 | 0 | 0 | 0 | 0 | 0 | 0 | 0 | 0 | 0 | 0 | 0 | 0 | 0 | 0 | 0 | 0 | 0 | 0 | 0 | 0 | 0 | 0 | 0 | 0 | 0 | 0 | 0 |
| 8 | 0 | 0 | 0 | 0 | 0 | 0 | 0 | 0 | 0 | 0 | 0 | 0 | 0 | 0 | 0 | 0 | 0 | 0.004 | 0 | 0 | 0 | 0 | 0 | 0 | 0.004 | 0.004 | 0 |
| 9 | 0 | 0 | 0 | 0 | 0 | 0 | 0 | 0 | 0 | 0 | 0 | 0 | 0 | 0 | 0 | 0 | 0 | 0 | 0 | 0 | 0 | 0 | 0 | 0 | 0 | 0 | 0 |
| 10 | 0 | 0 | 0 | 0 | 0 | 0 | 0 | 0 | 0 | 0 | 0 | 0 | 0 | 0 | 0 | 0 | 0 | 0 | 0 | 0 | 0 | 0.02 | 0 | 0 | 0.02 | 0.02 | 0 |
| 11 | 0 | 0 | 0 | 0 | 0 | 0 | 0 | 0 | 0 | 0 | 0 | 0 | 0 | 0 | 0 | 0 | 0 | 0 | 0 | 0 | 0 | 0 | 0 | 0.032 | 0.032 | 0.032 | 0 |
| 12 | 0 | 0 | 0 | 0 | 0 | 0 | 0 | 0 | 0 | 0 | 0 | 0 | 0 | 0 | 0 | 0 | 0 | 0 | 0 | 0 | 0 | 0 | 0 | 0 | 0 | 0 | 0 |
| 13 | 0 | 0 | 0 | 0 | 0 | 0 | 0 | 0 | 0 | 0 | 0 | 0 | 0 | 0 | 0 | 0 | 0 | 0 | 0 | 0 | 0 | 0 | 0 | 0 | 0 | 0 | 0 |
| 14 | 0 | 0 | 0 | 0 | 0 | 0 | 0 | 0 | 0 | 0 | 0 | 0 | 0 | 0 | 0 | 0 | 0 | 0 | 0 | 0 | 0 | 0 | 0 | 0 | 0 | 0 | 0 |
| 15 | 0 | 0 | 0 | 0 | 0 | 0 | 0 | 0 | 0 | 0 | 0 | 0 | 0 | 0 | 0 | 0 | 0 | 0 | 0 | 0 | 0 | 0 | 0 | 0 | 0 | 0 | 0 |
| 16 | 0 | 0 | 0 | 0 | 0 | 0 | 0 | 0 | 0 | 0 | 0 | 0 | 0 | 0 | 0 | 0 | 0 | 0 | 0 | 0 | 0 | 0 | 0 | 0 | 0 | 0 | 0 |
| 17 | 0 | 0 | 0 | 0 | 0 | 0 | 0 | 0 | 0 | 0 | 0 | 0 | 0 | 0 | 0 | 0 | 0 | 0 | 0 | 0 | 0 | 0 | 0 | 0 | 0 | 0 | 0 |
| 18 | 0 | 0 | 0 | 0 | 0 | 0 | 0 | 0 | 0 | 0 | 0 | 0 | 0 | 0 | 0 | 0 | 0 | 0 | 0 | 0 | 0 | 0 | 0 | 0 | 0 | 0 | 0 |
| 19 | 0 | 0 | 0 | 0 | 0 | 0 | 0 | 0 | 0 | 0 | 0 | 0 | 0 | 0 | 0 | 0 | 0 | 0 | 0 | 0 | 0 | 0 | 0 | 0 | 0 | 0 | 0 |
| 20 | 0 | 0 | 0 | 0 | 0 | 0 | 0 | 0 | 0 | 0 | 0 | 0 | 0 | 0.178 | 0 | 0 | 0.285 | 0 | 0 | 0 | 0 | 0.004 | 0 | 0 | 0.467 | 0.285 | 0 |
| 21 | 0.008 | 0 | 0 | 0 | 0 | 0 | 0 | 0 | 0 | 0 | 0 | 0 | 0 | 0 | 0 | 0 | 0.122 | 0.012 | 0.016 | 0 | 0 | 0 | 0 | 0 | 0.158 | 0.122 | 0 |
| 22 | 0 | 0 | 0 | 0 | 0 | 0 | 0 | 0 | 0 | 0 | 0 | 0 | 0 | 0 | 0 | 0 | 0 | 0 | 0 | 0 | 0 | 0 | 0 | 0 | 0 | 0 | 0 |
| 23 | 0 | 0 | 0 | 0 | 0 | 0 | 0 | 0 | 0 | 0 | 0 | 0 | 0 | 0 | 0 | 0 | 0.044 | 0 | 0 | 0 | 0 | 0 | 0 | 0 | 0.044 | 0.044 | 0 |
| 24 | 0 | 0 | 0.024 | 0.012 | 0 | 0 | 0 | 0.036 | 0 | 0.012 | 0 | 0.008 | 0.012 | 0 | 0 | 0 | 0 | 0 | 0 | 0 | 0 | 0 | 0 | 0 | 0.104 | 0.036 | 0 |
| 25 | 0 | 0 | 0 | 0 | 0 | 0 | 0 | 0 | 0 | 0 | 0 | 0 | 0 | 0 | 0 | 0 | 0 | 0 | 0 | 0 | 0 | 0 | 0 | 0 | 0 | 0 | 0 |
| 26 | 0 | 0 | 0 | 0 | 0 | 0 | 0 | 0 | 0 | 0 | 0 | 0 | 0 | 0 | 0 | 0 | 0 | 0 | 0 | 0 | 0 | 0 | 0 | 0 | 0 | 0 | 0 |
| 27 | 0 | 0 | 0 | 0 | 0 | 0 | 0 | 0 | 0 | 0 | 0 | 0 | 0 | 0 | 0 | 0 | 0 | 0 | 0 | 0 | 0 | 0 | 0 | 0 | 0 | 0 | 0 |
| 28 | 0 | 0 | 0 | 0 | 0 | 0 | 0 | 0 | 0 | 0 | 0 | 0 | 0 | 0 | 0 | 0 | 0.185 | 0.135 | 0.076 | 0.008 | 0 | 0 | 0 | 0 | 0.404 | 0.185 | 0 |
| 29 | 0 | 0 | 0 | 0 | 0 | 0 | 0 | 0 | 0 | 0 | 0 | 0 | 0 | 0 | 0 | 0 | 0 | 0.043 | 0.391 | 0.032 | 0.004 | 0 | 0 | 0 | 0.47 | 0.391 | 0 |
| 30 | 0 | 0 | 0 | 0 | 0 | 0 | 0.004 | 0 | 0 | 0 | 0 | 0 | 0 | 0 | 0 | 0 | 0 | 0 | 0 | 0 | 0 | 0 | 0 | 0 | 0.004 | 0.004 | 0 |
| 31 | 0.347 | 0.071 | 0 | 0 | 0 | 0 | 0 | 0 | 0 | 0 | 0 | 0 | 0 | 0 | 0 | 0 | 0 | 0 | 0 | 0 | 0 | 0 | 0 | 0 | 0.418 | 0.347 | 0 |
| Total | 0.355 | 0.071 | 0.024 | 0.012 | 0 | 0 | 0.004 | 0.036 | 0 | 0.012 | 0.004 | 0.008 | 0.012 | 0.178 | 0 | 0 | 0.636 | 0.194 | 0.483 | 0.04 | 0.004 | 0.024 | 0 | 0.032 | 2.129 | -- | -- |
| Max | 0.347 | 0.071 | 0.024 | 0.012 | 0 | 0 | 0.004 | 0.036 | 0 | 0.012 | 0.004 | 0.008 | 0.012 | 0.178 | 0 | 0 | 0.285 | 0.135 | 0.391 | 0.032 | 0.004 | 0.02 | 0 | 0.032 | -- | 0.391 | -- |
| Min | 0 | 0 | 0 | 0 | 0 | 0 | 0 | 0 | 0 | 0 | 0 | 0 | 0 | 0 | 0 | 0 | 0 | 0 | 0 | 0 | 0 | 0 | 0 | 0 | -- | -- | 0 |

# SAROAD for Resolution, East_Plant
# "Component, Channel: Table100, Precip_Inches"
# Month: Aug 2012

## Hour of day

| Day | 1 | 2 | 3 | 4 | 5 | 6 | 7 | 8 | 9 | 10 | 11 | 12 | 13 | 14 | 15 | 16 | 17 | 18 | 19 | 20 | 21 | 22 | 23 | 24 | Total | Max | Min |
|---|---|---|---|---|---|---|---|---|---|---|---|---|---|---|---|---|---|---|---|---|---|---|---|---|---|---|---|
| 1 | 0 | 0 | 0 | 0 | 0 | 0 | 0 | 0 | 0 | 0 | 0 | 0 | 0 | 0 | 0 | 0 | 0 | 0 | 0 | 0 | 0 | 0 | 0 | 0 | 0 | 0 | 0 |
| 2 | 0 | 0 | 0 | 0 | 0 | 0 | 0 | 0 | 0 | 0 | 0 | 0 | 0 | 0 | 0 | 0 | 0 | 0 | 0 | 0 | 0 | 0 | 0 | 0 | 0 | 0 | 0 |
| 3 | 0 | 0 | 0 | 0 | 0 | 0 | 0 | 0 | 0 | 0 | 0 | 0 | 0 | 0 | 0 | 0 | 0 | 0 | 0 | 0 | 0 | 0 | 0 | 0 | 0 | 0 | 0 |
| 4 | 0 | 0 | 0 | 0 | 0 | 0 | 0 | 0 | 0 | 0 | 0 | 0 | 0 | 0 | 0 | 0 | 0 | 0 | 0 | 0 | 0 | 0 | 0 | 0 | 0 | 0 | 0 |
| 5 | 0 | 0 | 0 | 0 | 0 | 0 | 0 | 0 | 0 | 0 | 0 | 0 | 0 | 0 | 0 | 0 | 0 | 0 | 0 | 0 | 0 | 0 | 0 | 0 | 0 | 0 | 0 |
| 6 | 0 | 0 | 0 | 0 | 0 | 0 | 0 | 0 | 0 | 0 | 0 | 0 | 0 | 0 | 0 | 0 | 0 | 0 | 0 | 0 | 0 | 0 | 0 | 0 | 0 | 0 | 0 |
| 7 | 0 | 0 | 0 | 0 | 0 | 0 | 0 | 0 | 0 | 0 | 0 | 0 | 0 | 0 | 0 | 0 | 0 | 0 | 0 | 0 | 0 | 0 | 0 | 0 | 0 | 0 | 0 |
| 8 | 0 | 0 | 0 | 0 | 0 | 0 | 0 | 0 | 0 | 0 | 0 | 0 | 0 | 0 | 0 | 0 | 0 | 0 | 0.032 | 0.008 | 0 | 0 | 0 | 0 | 0.04 | 0.032 | 0 |
| 9 | 0 | 0 | 0 | 0 | 0 | 0 | 0 | 0 | 0 | 0 | 0 | 0 | 0 | 0 | 0 | 0 | 0 | 0 | 0 | 0 | 0 | 0 | 0 | 0 | 0 | 0 | 0 |
| 10 | 0 | 0 | 0 | 0 | 0 | 0 | 0 | 0 | 0 | 0 | 0 | 0 | 0 | 0 | 0 | 0 | 0 | 0 | 0 | 0 | 0 | 0 | 0 | 0 | 0 | 0 | 0 |
| 11 | 0 | 0 | 0 | 0 | 0 | 0 | 0 | 0 | 0 | 0 | 0 | 0 | 0 | 0 | 0 | 0 | 0 | 0 | 0 | 0 | 0 | 0 | 0 | 0 | 0 | 0 | 0 |
| 12 | 0 | 0 | 0 | 0 | 0 | 0 | 0 | 0 | 0 | 0 | 0 | 0 | 0 | 0 | 0 | 0 | 0 | 0 | 0 | 0 | 0 | 0 | 0 | 0 | 0 | 0 | 0 |
| 13 | 0 | 0 | 0 | 0 | 0 | 0 | 0 | 0 | 0 | 0 | 0 | 0 | 0 | 0 | 0.051 | 0.016 | 0 | 0 | 0 | 0 | 0 | 0 | 0 | 0 | 0.067 | 0.051 | 0 |
| 14 | 0 | 0 | 0 | 0 | 0 | 0 | 0 | 0 | 0 | 0 | 0 | 0 | 0 | 0 | 0 | 0 | 0 | 0 | 0 | 0 | 0 | 0 | 0.004 | 0.008 | 0.012 | 0.008 | 0 |
| 15 | 0 | 0 | 0 | 0 | 0 | 0 | 0 | 0 | 0 | 0 | 0 | 0 | 0 | 0 | 0 | 0 | 0 | 0 | 0 | 0 | 0 | 0 | 0 | 0 | 0 | 0 | 0 |
| 16 | 0 | 0 | 0 | 0 | 0 | 0 | 0 | 0 | 0 | 0 | 0 | 0 | 0 | 0 | 0 | 0 | 0 | 0 | 0 | 0 | 0 | 0 | 0 | 0 | 0 | 0 | 0 |
| 17 | 0.256 | 0.016 | 0.004 | 0 | 0 | 0 | 0 | 0 | 0 | 0 | 0 | 0 | 0 | 0 | 0 | 0.016 | 0.008 | 0.004 | 0 | 0 | 0 | 0 | 0 | 0 | 0.304 | 0.256 | 0 |
| 18 | 0 | 0 | 0 | 0 | 0 | 0 | 0 | 0 | 0 | 0 | 0 | 0 | 0 | 0 | 0 | 0 | 0 | 0 | 0 | 0 | 0 | 0 | 0 | 0 | 0 | 0 | 0 |
| 19 | 0 | 0 | 0 | 0 | 0 | 0 | 0 | 0 | 0 | 0 | 0 | 0 | 0 | 0 | 0 | 0 | 0 | 0 | 0 | 0 | 0 | 0 | 0 | 0 | 0 | 0 | 0 |
| 20 | 0 | 0 | 0 | 0 | 0 | 0 | 0 | 0 | 0 | 0 | 0 | 0 | 0 | 0 | 0 | 0 | 0 | 0 | 0 | 0 | 0 | 0 | 0 | 0 | 0 | 0 | 0 |
| 21 | 0 | 0 | 0 | 0 | 0 | 0 | 0 | 0 | 0 | 0 | 0 | 0 | 0 | 0 | 0 | 0 | 0 | 0 | 0.422 | 0.095 | 0 | 0.047 | 0.024 | 0.044 | 0.632 | 0.422 | 0 |
| 22 | 0.044 | 0 | 0 | 0.004 | 0 | 0 | 0 | 0 | 0 | 0 | 0.04 | 0.004 | 0 | 0 | 0 | 0 | 0 | 0 | 0 | 0 | 0 | 0 | 0 | 0 | 0.092 | 0.044 | 0 |
| 23 | 0 | 0.122 | 0 | 0.004 | 0 | 0.095 | 0.277 | 0.091 | 0 | 0 | 0 | 0 | 0 | 0 | 0 | 0 | 0 | 0 | 0 | 0 | 0 | 0 | 0 | 0 | 0.589 | 0.277 | 0 |
| 24 | 0 | 0 | 0 | 0 | 0 | 0 | 0 | 0 | 0.047 | 0 | 0 | 0 | 0 | 0 | 0 | 0 | 0 | 0 | 0 | 0 | 0 | 0 | 0 | 0 | 0.047 | 0.047 | 0 |
| 25 | 0 | 0 | 0 | 0 | 0 | 0 | 0 | 0 | 0 | 0 | 0 | 0 | 0 | 0 | 0 | 0 | 0 | 0 | 0 | 0 | 0 | 0 | 0 | 0 | 0 | 0 | 0 |
| 26 | 0 | 0 | 0 | 0 | 0 | 0 | 0 | 0 | 0 | 0 | 0 | 0 | 0 | 0 | 0 | 0 | 0 | 0 | 0 | 0 | 0 | 0 | 0 | 0 | 0 | 0 | 0 |
| 27 | 0 | 0 | 0 | 0 | 0 | 0 | 0 | 0 | 0 | 0 | 0 | 0 | 0 | 0 | 0 | 0 | 0 | 0 | 0 | 0 | 0 | 0 | 0 | 0 | 0 | 0 | 0 |
| 28 | 0 | 0 | 0 | 0 | 0 | 0 | 0 | 0 | 0 | 0 | 0 | 0 | 0 | 0 | 0 | 0 | 0 | 0 | 0 | 0 | 0 | 0 | 0 | 0 | 0 | 0 | 0 |
| 29 | 0 | 0 | 0 | 0 | 0 | 0 | 0 | 0 | 0 | 0 | 0 | 0 | 0 | 0 | 0 | 0 | 0 | 0 | 0 | 0 | 0 | 0 | 0 | 0 | 0 | 0 | 0 |
| 30 | 0 | 0 | 0 | 0 | 0 | 0 | 0 | 0 | 0 | 0 | 0 | 0 | 0 | 0 | 0 | 0 | 0 | 0 | 0 | 0 | 0 | 0 | 0 | 0 | 0 | 0 | 0 |
| 31 | 0 | 0 | 0 | 0 | 0 | 0 | 0 | 0 | 0 | 0 | 0 | 0 | 0 | 0 | 0 | 0 | 0 | 0 | 0 | 0 | 0 | 0 | 0 | 0 | 0 | 0 | 0 |
| Total | 0.3 | 0.138 | 0.004 | 0.008 | 0 | 0.095 | 0.277 | 0.091 | 0.047 | 0 | 0.04 | 0.004 | 0 | 0 | 0.051 | 0.032 | 0.008 | 0.004 | 0.454 | 0.103 | 0 | 0.047 | 0.028 | 0.052 | 1.783 | -- | -- |
| Max | 0.256 | 0.122 | 0.004 | 0.004 | 0 | 0.095 | 0.277 | 0.091 | 0.047 | 0 | 0.04 | 0.004 | 0 | 0 | 0.051 | 0.016 | 0.008 | 0.004 | 0.422 | 0.095 | 0 | 0.047 | 0.024 | 0.044 | -- | 0.422 | -- |
| Min | 0 | 0 | 0 | 0 | 0 | 0 | 0 | 0 | 0 | 0 | 0 | 0 | 0 | 0 | 0 | 0 | 0 | 0 | 0 | 0 | 0 | 0 | 0 | 0 | -- | -- | 0 |

# SAROAD for Resolution, East_Plant
# "Component, Channel: Table100, Precip_Inches"
# Month: Sep 2012

## Hour of day

| Day | 1 | 2 | 3 | 4 | 5 | 6 | 7 | 8 | 9 | 10 | 11 | 12 | 13 | 14 | 15 | 16 | 17 | 18 | 19 | 20 | 21 | 22 | 23 | 24 | Total | Max | Min |
|---|---|---|---|---|---|---|---|---|---|---|---|---|---|---|---|---|---|---|---|---|---|---|---|---|---|---|---|
| 1 | 0 | 0 | 0 | 0 | 0 | 0 | 0 | 0 | 0 | 0 | 0 | 0 | 0 | 0 | 0 | 0 | 0 | 0 | 0 | 0 | 0 | 0 | 0 | 0 | 0 | 0 | 0 |
| 2 | 0 | 0 | 0 | 0 | 0 | 0 | 0 | 0 | 0 | 0 | 0 | 0 | 0 | 0 | 0 | 0 | 0 | 0 | 0 | 0 | 0 | 0 | 0 | 0 | 0 | 0 | 0 |
| 3 | 0 | 0 | 0 | 0 | 0 | 0 | 0 | 0 | 0 | 0 | 0 | 0 | 0 | 0 | 0 | 0 | 0 | 0 | 0 | 0 | 0 | 0 | 0 | 0 | 0 | 0 | 0 |
| 4 | 0 | 0 | 0 | 0 | 0 | 0 | 0 | 0 | 0 | 0 | 0 | 0 | 0 | 0 | 0 | 0 | 0 | 0 | 0 | 0 | 0 | 0 | 0 | 0 | 0 | 0 | 0 |
| 5 | 0 | 0 | 0 | 0 | 0 | 0 | 0 | 0 | 0 | 0 | 0 | 0 | 0 | 0 | 0 | 0 | 0 | 0 | 0 | 0 | 0 | 0 | 0 | 0 | 0 | 0 | 0 |
| 6 | 0 | 0 | 0 | 0 | 0 | 0 | 0 | 0 | 0 | 0 | 0 | 0 | 0 | 0 | 0 | 0 | 0 | 0 | 0.004 | 0.02 | 0.004 | 0 | 0 | 0 | 0.028 | 0.02 | 0 |
| 7 | 0 | 0 | 0 | 0.008 | 0.004 | 0.047 | 0.004 | 0 | 0 | 0 | 0 | 0 | 0 | 0 | 0 | 0 | 0 | 0 | 0 | 0 | 0 | 0 | 0 | 0 | 0.063 | 0.047 | 0 |
| 8 | 0 | 0 | 0 | 0 | 0 | 0 | 0 | 0 | 0 | 0 | 0 | 0 | 0 | 0 | 0 | 0 | 0 | 0 | 0 | 0 | 0 | 0 | 0 | 0 | 0 | 0 | 0 |
| 9 | 0 | 0 | 0 | 0 | 0 | 0 | 0 | 0.012 | 0.076 | 0.284 | 0.173 | 0.028 | 0.068 | 0.016 | 0 | 0 | 0 | 0 | 0 | 0 | 0 | 0 | 0 | 0 | 0.657 | 0.284 | 0 |
| 10 | 0 | 0 | 0 | 0 | 0 | 0.012 | 0.218 | 0.257 | 0.016 | 0.004 | 0 | 0 | 0 | 0 | 0 | 0 | 0 | 0 | 0 | 0 | 0 | 0 | 0 | 0 | 0.507 | 0.257 | 0 |
| 11 | 0 | 0 | 0 | 0 | 0 | 0 | 0 | 0 | 0 | 0 | 0 | 0 | 0 | 0 | 0 | 0 | 0 | 0 | 0 | 0 | 0 | 0 | 0 | 0 | 0 | 0 | 0 |
| 12 | 0 | 0 | 0 | 0 | 0 | 0 | 0 | 0 | 0 | 0 | 0 | 0 | 0 | 0 | 0 | 0 | 0 | 0 | 0 | 0 | 0 | 0 | 0 | 0 | 0 | 0 | 0 |
| 13 | 0 | 0 | 0 | 0 | 0 | 0 | 0 | 0 | 0 | 0 | 0 | 0 | 0 | 0 | 0 | 0 | 0 | 0 | 0 | 0 | 0 | 0 | 0 | 0 | 0 | 0 | 0 |
| 14 | 0 | 0 | 0 | 0 | 0 | 0 | 0 | 0 | 0 | 0 | 0 | 0 | 0 | 0 | 0 | 0 | 0 | 0 | 0 | 0 | 0 | 0 | 0 | 0 | 0 | 0 | 0 |
| 15 | 0 | 0 | 0 | 0 | 0 | 0 | 0 | 0 | 0 | 0 | 0 | 0 | 0 | 0 | 0 | 0 | 0 | 0 | 0 | 0 | 0 | 0 | 0 | 0 | 0 | 0 | 0 |
| 16 | 0 | 0 | 0 | 0 | 0 | 0 | 0 | 0 | 0 | 0 | 0 | 0 | 0 | 0 | 0 | 0 | 0 | 0 | 0 | 0 | 0 | 0 | 0 | 0 | 0 | 0 | 0 |
| 17 | 0 | 0 | 0 | 0 | 0 | 0 | 0 | 0 | 0 | 0 | 0 | 0 | 0 | 0 | 0 | 0 | 0 | 0 | 0 | 0 | 0 | 0 | 0 | 0 | 0 | 0 | 0 |
| 18 | 0 | 0 | 0 | 0 | 0 | 0 | 0 | 0 | 0 | 0 | 0 | 0 | 0 | 0 | 0 | 0 | 0 | 0 | 0 | 0 | 0 | 0 | 0 | 0 | 0 | 0 | 0 |
| 19 | 0 | 0 | 0 | 0 | 0 | 0 | 0 | 0 | 0 | 0 | 0 | 0 | 0 | 0 | 0 | 0 | 0 | 0 | 0 | 0 | 0 | 0 | 0 | 0 | 0 | 0 | 0 |
| 20 | 0 | 0 | 0 | 0 | 0 | 0 | 0 | 0 | 0 | 0 | 0 | 0 | 0 | 0 | 0 | 0 | 0 | 0 | 0 | 0 | 0 | 0 | 0 | 0 | 0 | 0 | 0 |
| 21 | 0 | 0 | 0 | 0 | 0 | 0 | 0 | 0 | 0 | 0 | 0 | 0 | 0 | 0 | 0 | 0 | 0 | 0 | 0 | 0 | 0 | 0 | 0 | 0 | 0 | 0 | 0 |
| 22 | 0 | 0 | 0 | 0 | 0 | 0 | 0 | 0 | 0 | 0 | 0 | 0 | 0 | 0 | 0 | 0 | 0 | 0 | 0 | 0 | 0 | 0 | 0 | 0 | 0 | 0 | 0 |
| 23 | 0 | 0 | 0 | 0 | 0 | 0 | 0 | 0 | 0 | 0 | 0 | 0 | 0 | 0 | 0 | 0 | 0 | 0 | 0 | 0 | 0 | 0 | 0 | 0 | 0 | 0 | 0 |
| 24 | 0 | 0 | 0 | 0 | 0 | 0 | 0 | 0 | 0 | 0 | 0 | 0 | 0 | 0 | 0 | 0 | 0 | 0 | 0 | 0 | 0 | 0 | 0 | 0 | 0 | 0 | 0 |
| 25 | 0 | 0 | 0 | 0 | 0 | 0 | 0 | 0 | 0 | 0 | 0 | 0 | 0 | 0 | 0 | 0 | 0 | 0 | 0 | 0 | 0 | 0 | 0 | 0 | 0 | 0 | 0 |
| 26 | 0 | 0 | 0 | 0 | 0 | 0 | 0 | 0 | 0 | 0 | 0 | 0 | 0 | 0 | 0 | 0 | 0 | 0 | 0 | 0 | 0 | 0 | 0 | 0 | 0 | 0 | 0 |
| 27 | 0 | 0 | 0 | 0 | 0 | 0 | 0 | 0 | 0 | 0 | 0 | 0 | 0 | 0 | 0 | 0 | 0 | 0 | 0 | 0 | 0 | 0 | 0 | 0 | 0 | 0 | 0 |
| 28 | 0 | 0 | 0 | 0 | 0 | 0 | 0 | 0 | 0 | 0 | 0 | 0 | 0 | 0 | 0 | 0 | 0 | 0 | 0 | 0 | 0 | 0 | 0 | 0 | 0 | 0 | 0 |
| 29 | 0 | 0 | 0 | 0 | 0 | 0 | 0 | 0 | 0 | 0 | 0 | 0 | 0 | 0 | 0 | 0 | 0 | 0 | 0 | 0 | 0 | 0 | 0 | 0 | 0 | 0 | 0 |
| 30 | 0 | 0 | 0 | 0 | 0 | 0 | 0 | 0 | 0 | 0 | 0 | 0 | 0 | 0 | 0 | 0 | 0 | 0 | 0 | 0 | 0 | 0 | 0 | 0 | 0 | 0 | 0 |
| Total | 0 | 0 | 0 | 0.008 | 0.004 | 0.059 | 0.222 | 0.269 | 0.092 | 0.288 | 0.173 | 0.028 | 0.068 | 0.016 | 0 | 0 | 0 | 0 | 0.004 | 0.02 | 0.004 | 0 | 0 | 0 | 1.255 | -- | -- |
| Max | 0 | 0 | 0 | 0.008 | 0.004 | 0.047 | 0.218 | 0.257 | 0.076 | 0.284 | 0.173 | 0.028 | 0.068 | 0.016 | 0 | 0 | 0 | 0 | 0.004 | 0.02 | 0.004 | 0 | 0 | 0 | -- | 0.284 | -- |
| Min | 0 | 0 | 0 | 0 | 0 | 0 | 0 | 0 | 0 | 0 | 0 | 0 | 0 | 0 | 0 | 0 | 0 | 0 | 0 | 0 | 0 | 0 | 0 | 0 | -- | -- | 0 |

# SAROAD for Resolution, East_Plant
# "Component, Channel: Table100, BP_mmHg"
# Month: Jul 2012

## Hour of day

| Day | 1 | 2 | 3 | 4 | 5 | 6 | 7 | 8 | 9 | 10 | 11 | 12 | 13 | 14 | 15 | 16 | 17 | 18 | 19 | 20 | 21 | 22 | 23 | 24 | Avg | Max | Min |
|---|---|---|---|---|---|---|---|---|---|---|---|---|---|---|---|---|---|---|---|---|---|---|---|---|---|---|---|
| 1 | 651 | 651 | 651 | 650 | 651 | 651 | 652 | 652 | 652 | 652 | 652 | 652 | 652 | 651 | 651 | 651 | 650 | 650 | 650 | 650 | 650 | 650 | 650 | 651 | 651 | 652 | 650 |
| 2 | 651 | 651 | 651 | 651 | 651 | 651 | 652 | 652 | 652 | 652 | 652 | 652 | 652 | 652 | 651 | 651 | 650 | 650 | 650 | 651 | 651 | 651 | 651 | 652 | 651 | 652 | 650 |
| 3 | 652 | 652 | 652 | 652 | 652 | 652 | 653 | 653 | 653 | 653 | 653 | 653 | 653 | 652 | 652 | 652 | 651 | 651 | 651 | 651 | 652 | 652 | 652 | 652 | 652 | 653 | 651 |
| 4 | 653 | 652 | 652 | 652 | 653 | 653 | 653 | 653 | 653 | 653 | 653 | 654 | 654 | 653 | 653 | 653 | 653 | 653 | 653 | 653 | 653 | 653 | 653 | 653 | 653 | 654 | 652 |
| 5 | 653 | 653 | 653 | 653 | 653 | 654 | 654 | 654 | 654 | 655 | 655 | 655 | 654 | 654 | 654 | 653 | 653 | 652 | 652 | 653 | 653 | 653 | 654 | 654 | 654 | 655 | 652 |
| 6 | 654 | 653 | 653 | 654 | 654 | 654 | 654 | 655 | 655 | 655 | 655 | 655 | 654 | 654 | 654 | 653 | 653 | 653 | 653 | 653 | 653 | 654 | 654 | 654 | 654 | 655 | 653 |
| 7 | 654 | 654 | 653 | 653 | 654 | 654 | 654 | 654 | 655 | 655 | 655 | 655 | 654 | 654 | 654 | 653 | 653 | 653 | 653 | 653 | 654 | 654 | 654 | 655 | 654 | 655 | 653 |
| 8 | 655 | 655 | 655 | 655 | 655 | 655 | 655 | 655 | 655 | 655 | 655 | 655 | 655 | 655 | 654 | 654 | 653 | 653 | 653 | 654 | 654 | 655 | 655 | 655 | 655 | 655 | 653 |
| 9 | 654 | 654 | 654 | 654 | 654 | 654 | 655 | 655 | 655 | 655 | 655 | 655 | 654 | 654 | 653 | 653 | 653 | 653 | 652 | 653 | 653 | 653 | 653 | 653 | 654 | 655 | 652 |
| 10 | 653 | 653 | 653 | 653 | 653 | 654 | 654 | 654 | 654 | 654 | 654 | 654 | 653 | 653 | 652 | 652 | -- | 651 | 651 | 652 | 652 | 653 | 653 | 653 | 653 | 654 | 651 |
| 11 | 653 | 653 | 653 | 654 | 654 | 654 | 654 | 655 | 655 | 655 | 654 | 654 | 653 | 653 | 652 | 652 | 651 | 651 | 651 | 652 | 652 | 653 | 653 | 653 | 653 | 655 | 651 |
| 12 | 653 | 653 | 653 | 653 | 653 | 653 | 654 | 654 | 654 | 654 | 654 | 654 | 654 | 653 | 652 | 652 | 651 | 651 | 651 | 652 | 653 | 653 | 654 | 653 | 653 | 654 | 651 |
| 13 | 653 | 653 | 654 | 654 | 654 | 654 | 654 | 655 | 655 | 655 | 655 | 655 | 655 | 654 | 654 | 654 | 653 | 653 | 653 | 654 | 654 | 654 | 654 | 654 | 654 | 655 | 653 |
| 14 | 654 | 654 | 654 | 654 | 654 | 654 | 655 | 655 | 655 | 655 | 655 | 655 | 655 | 654 | 654 | 654 | 654 | 653 | 653 | 654 | 654 | 654 | 654 | 654 | 654 | 655 | 653 |
| 15 | 654 | 654 | 654 | 654 | 654 | 654 | 654 | 654 | 655 | 655 | 654 | 654 | 654 | 653 | 653 | 652 | 652 | 652 | 653 | 654 | 654 | 654 | 654 | 654 | 654 | 655 | 652 |
| 16 | 653 | 653 | 653 | 653 | 652 | 653 | 653 | 654 | 654 | 654 | 654 | 654 | 654 | 653 | 653 | 652 | 652 | 652 | 652 | 652 | 652 | 653 | 653 | 653 | 653 | 654 | 652 |
| 17 | 653 | 653 | 653 | 653 | 653 | 654 | 654 | 654 | 655 | 655 | 655 | 655 | 654 | 654 | 653 | 653 | 653 | 653 | 653 | 653 | 653 | 653 | 653 | 653 | 654 | 655 | 653 |
| 18 | 653 | 653 | 653 | 653 | 653 | 654 | 654 | 654 | 655 | 655 | 655 | 655 | 654 | 654 | 653 | 653 | 653 | 652 | 652 | 653 | 653 | 653 | 654 | 654 | 654 | 655 | 652 |
| 19 | 654 | 654 | 653 | 654 | 654 | 654 | 654 | 655 | 655 | 655 | 655 | 655 | 655 | 654 | 654 | 654 | 653 | 653 | 653 | 654 | 654 | 655 | 655 | 655 | 654 | 655 | 653 |
| 20 | 655 | 654 | 654 | 654 | 654 | 654 | 655 | 655 | 655 | 655 | 655 | 655 | 655 | 654 | 654 | 654 | 654 | 654 | 654 | 654 | 654 | 655 | 655 | 656 | 655 | 656 | 654 |
| 21 | 655 | 655 | 654 | 654 | 654 | 655 | 655 | 655 | 655 | 656 | 656 | 655 | 655 | 654 | 654 | 653 | 654 | 654 | 654 | 654 | 654 | 655 | 655 | 655 | 655 | 656 | 653 |
| 22 | 654 | 654 | 654 | 654 | 654 | 654 | 655 | 655 | 655 | 655 | 655 | 655 | 655 | 655 | 654 | 654 | 654 | 654 | 654 | 654 | 655 | 655 | 656 | 655 | 655 | 656 | 654 |
| 23 | 655 | 655 | 655 | 654 | 654 | 655 | 655 | 655 | 655 | 655 | 655 | 655 | 654 | 654 | 654 | 654 | 653 | 653 | 654 | 654 | 654 | 655 | 655 | 655 | 655 | 655 | 653 |
| 24 | 655 | 655 | 655 | 654 | 654 | 654 | 655 | 655 | 655 | 655 | 656 | 656 | 655 | 655 | 655 | 654 | 654 | 654 | 654 | 654 | 654 | 654 | 654 | 654 | 655 | 656 | 654 |
| 25 | 654 | 654 | 654 | 654 | 654 | 654 | 654 | 655 | 655 | 655 | 655 | 655 | 655 | 654 | 654 | 653 | 653 | 653 | 653 | 653 | 653 | 653 | 653 | 653 | 654 | 655 | 653 |
| 26 | 653 | 653 | 653 | 653 | 653 | 653 | 654 | 654 | 655 | 654 | 654 | 654 | 654 | 654 | 653 | 653 | 653 | 653 | 653 | 653 | 653 | 653 | 653 | 653 | 653 | 655 | 653 |
| 27 | 653 | 653 | 654 | 654 | 654 | 654 | 654 | 654 | 654 | 654 | 654 | 654 | 654 | 654 | 653 | 653 | 652 | 652 | 653 | 653 | 653 | 654 | 654 | 654 | 654 | 654 | 652 |
| 28 | 654 | 654 | 654 | 654 | 654 | 654 | 654 | 655 | 655 | 655 | 656 | 655 | 655 | 654 | 654 | 653 | 654 | 655 | 655 | 655 | 655 | 655 | 655 | 655 | 654 | 656 | 653 |
| 29 | 654 | 654 | 654 | 654 | 654 | 654 | 655 | 655 | 655 | 655 | 655 | 655 | 655 | 654 | 653 | 653 | 653 | 654 | 654 | 654 | 655 | 655 | 655 | 655 | 654 | 655 | 653 |
| 30 | 655 | 655 | 655 | 654 | 655 | 655 | 655 | 655 | 656 | 656 | 656 | 656 | 655 | 655 | 654 | 654 | 654 | 654 | 654 | 654 | 655 | 655 | 655 | 656 | 655 | 656 | 654 |
| 31 | 656 | 655 | 654 | 655 | 655 | 655 | 656 | 656 | 656 | 656 | 656 | 656 | 656 | 655 | 655 | 655 | 654 | 654 | 655 | 655 | 655 | 656 | 656 | 656 | 655 | 656 | 654 |
| Avg | 654 | 654 | 653 | 653 | 654 | 654 | 654 | 654 | 655 | 655 | 655 | 655 | 654 | 654 | 653 | 653 | 653 | 653 | 653 | 653 | 653 | 654 | 654 | 654 | 654 | -- | -- |
| Max | 656 | 655 | 655 | 655 | 655 | 655 | 656 | 656 | 656 | 656 | 656 | 656 | 656 | 655 | 655 | 655 | 654 | 655 | 655 | 655 | 655 | 656 | 656 | 656 | -- | 656 | -- |
| Min | 651 | 651 | 651 | 650 | 651 | 651 | 652 | 652 | 652 | 652 | 652 | 652 | 652 | 651 | 651 | 651 | 650 | 650 | 650 | 650 | 650 | 650 | 650 | 651 | -- | -- | 650 |

-- Indicates Invalid Data

# SAROAD for Resolution, East_Plant
# "Component, Channel: Table100, BP_mmHg"
# Month: Aug 2012

## Hour of day

| Day | 1 | 2 | 3 | 4 | 5 | 6 | 7 | 8 | 9 | 10 | 11 | 12 | 13 | 14 | 15 | 16 | 17 | 18 | 19 | 20 | 21 | 22 | 23 | 24 | Avg | Max | Min |
|---|---|---|---|---|---|---|---|---|---|---|---|---|---|---|---|---|---|---|---|---|---|---|---|---|---|---|---|
| 1 | 656 | 656 | 656 | 656 | 656 | 656 | 656 | 657 | 657 | 657 | 657 | 656 | 656 | 656 | 655 | 655 | 655 | 654 | 654 | 654 | 655 | 655 | 655 | 655 | 656 | 657 | 654 |
| 2 | 655 | 654 | 654 | 654 | 654 | 655 | 655 | 655 | 655 | 655 | 655 | 655 | 655 | 654 | 654 | 654 | 653 | 653 | 653 | 653 | 653 | 653 | 653 | 653 | 654 | 655 | 653 |
| 3 | 653 | 653 | 653 | 653 | 653 | 653 | 653 | 653 | 654 | 654 | 654 | 654 | 653 | 652 | 652 | 652 | 651 | 651 | 651 | 651 | 652 | 652 | 652 | 652 | 653 | 654 | 651 |
| 4 | 652 | 652 | 652 | 652 | 652 | 653 | 653 | 653 | 653 | 654 | 654 | 654 | 653 | 653 | 653 | 653 | 653 | 653 | 653 | 653 | 653 | 654 | 654 | 654 | 653 | 654 | 652 |
| 5 | 654 | 654 | 654 | 654 | 655 | 655 | 656 | 657 | 657 | 657 | 656 | 656 | 656 | 656 | 655 | 655 | 655 | 654 | 654 | 655 | 655 | 656 | 657 | 657 | 655 | 657 | 654 |
| 6 | 656 | 656 | 656 | 656 | 656 | 656 | 656 | 657 | 657 | 657 | 657 | 657 | 656 | 656 | 655 | 655 | 654 | 654 | 654 | 655 | 655 | 655 | 655 | 655 | 656 | 657 | 654 |
| 7 | 655 | 655 | 655 | 655 | 655 | 655 | 655 | 656 | 656 | 656 | 656 | 655 | 655 | 654 | 654 | 654 | 653 | 653 | 653 | 653 | 654 | 654 | 654 | 654 | 654 | 656 | 653 |
| 8 | 654 | 654 | 654 | 653 | 654 | 654 | 655 | 655 | 655 | 655 | 655 | 655 | 654 | 654 | 653 | 653 | 653 | 654 | 654 | 653 | 654 | 654 | 654 | 654 | 654 | 655 | 653 |
| 9 | 654 | 655 | 654 | 654 | 654 | 655 | 655 | 656 | 656 | 656 | 656 | 655 | 655 | 654 | 654 | 653 | 653 | 652 | 652 | 652 | 653 | 653 | 653 | 653 | 654 | 656 | 652 |
| 10 | 653 | 653 | 653 | 653 | 653 | 654 | 654 | 654 | 655 | 655 | 654 | 654 | 653 | 653 | 652 | 652 | 651 | 651 | 651 | 651 | 652 | 652 | 652 | 652 | 653 | 655 | 651 |
| 11 | 652 | 652 | 652 | 652 | 652 | 653 | 653 | 653 | 654 | 654 | 654 | 653 | 653 | 653 | 652 | 652 | 652 | 652 | 652 | 652 | 652 | 653 | 653 | 653 | 653 | 654 | 652 |
| 12 | 652 | 652 | 652 | 652 | 652 | 652 | 653 | 653 | 653 | 653 | 653 | 653 | 653 | 652 | 652 | 652 | 651 | 651 | 651 | 652 | 652 | 652 | 652 | 652 | 652 | 653 | 651 |
| 13 | 652 | 652 | 652 | 652 | 652 | 653 | 653 | 654 | 654 | 654 | 654 | 654 | 653 | 653 | 652 | 652 | 652 | 651 | 652 | 652 | 653 | 653 | 653 | 653 | 653 | 654 | 651 |
| 14 | 653 | 653 | 653 | 653 | 653 | 653 | 653 | 653 | 653 | 654 | 653 | 653 | 653 | 652 | 652 | 651 | 651 | 650 | 650 | 651 | 651 | 652 | 653 | 652 | 652 | 654 | 650 |
| 15 | 652 | 652 | 652 | 652 | 652 | 652 | 653 | 653 | 653 | 653 | 653 | 653 | 652 | 652 | 652 | 651 | 651 | 652 | 651 | 651 | 652 | 652 | 653 | 653 | 652 | 653 | 651 |
| 16 | 654 | 654 | 654 | 653 | 653 | 654 | 654 | 655 | 655 | 655 | 655 | 655 | 655 | 654 | 654 | 653 | 653 | 653 | 654 | 654 | 655 | 655 | 655 | 655 | 654 | 655 | 653 |
| 17 | 656 | 655 | 655 | 655 | 655 | 655 | 655 | 655 | 655 | 656 | 656 | 655 | 655 | 655 | 654 | 655 | 654 | 653 | 654 | 654 | 655 | 655 | 655 | 654 | 655 | 656 | 653 |
| 18 | 654 | 654 | 654 | 654 | 654 | 654 | 654 | 654 | 654 | 654 | 655 | 654 | 654 | 653 | 653 | 652 | 652 | 652 | 652 | 652 | 652 | 653 | 653 | 653 | 653 | 655 | 652 |
| 19 | 653 | 653 | 653 | 653 | 653 | 653 | 653 | 653 | 654 | 654 | 654 | 654 | 653 | 653 | 652 | 652 | 652 | 651 | 652 | 652 | 653 | 653 | 653 | 653 | 653 | 654 | 651 |
| 20 | 653 | 653 | 653 | 653 | 653 | 654 | 654 | 654 | 654 | 654 | 654 | 654 | 654 | 653 | 653 | 652 | 652 | 652 | 652 | 653 | 653 | 653 | 653 | 653 | 653 | 654 | 652 |
| 21 | 653 | 653 | 653 | 653 | 653 | 653 | 653 | 654 | 654 | 654 | 654 | 654 | 653 | 653 | 653 | 652 | 652 | 652 | 653 | 653 | 653 | 654 | 654 | 654 | 653 | 654 | 652 |
| 22 | 654 | 653 | 653 | 653 | 653 | 653 | 653 | 653 | 654 | 654 | 655 | 655 | 655 | 654 | 653 | 653 | 653 | 653 | 653 | 653 | 653 | 653 | 653 | 653 | 653 | 655 | 653 |
| 23 | 653 | 653 | 653 | 653 | 653 | 653 | 653 | 654 | 654 | 654 | 654 | 654 | 654 | 653 | 653 | 653 | 652 | 652 | 652 | 652 | 653 | 653 | 653 | 653 | 653 | 654 | 652 |
| 24 | 653 | 653 | 653 | 652 | 652 | 653 | 653 | 654 | 654 | 654 | 654 | 654 | 653 | 653 | 652 | 652 | 652 | 652 | 652 | 652 | 652 | 652 | 652 | 652 | 653 | 654 | 652 |
| 25 | 652 | 652 | 652 | 651 | 652 | 652 | 652 | 653 | 653 | 653 | 653 | 653 | 652 | 652 | 651 | 651 | 651 | 651 | 651 | 651 | 652 | 652 | 652 | 652 | 652 | 653 | 651 |
| 26 | 652 | 652 | 652 | 652 | 652 | 652 | 653 | 653 | 654 | 654 | 654 | 654 | 654 | 653 | 653 | 653 | 652 | 652 | 653 | 653 | 654 | 654 | 654 | 654 | 653 | 654 | 652 |
| 27 | 654 | 654 | 654 | 654 | 654 | 654 | 655 | 655 | 655 | 655 | 655 | 655 | 655 | 655 | 654 | 654 | 653 | 653 | 653 | 654 | 654 | 654 | 654 | 655 | 654 | 655 | 653 |
| 28 | 655 | 655 | 655 | 655 | 655 | 655 | 656 | 656 | 656 | 656 | 656 | 656 | 655 | 655 | 654 | 654 | 653 | 653 | 653 | 653 | 654 | 654 | 654 | 654 | 655 | 656 | 653 |
| 29 | 654 | 654 | 654 | 654 | 654 | 654 | 654 | 654 | 655 | 655 | 655 | 654 | 654 | 653 | 652 | 652 | 651 | 651 | 652 | 652 | 652 | 652 | 652 | 652 | 653 | 655 | 651 |
| 30 | 652 | 652 | 652 | 652 | 652 | 652 | 653 | 653 | 653 | 653 | 654 | 653 | 653 | 652 | 652 | 651 | 651 | 651 | 651 | 651 | 652 | 653 | 653 | 653 | 652 | 654 | 651 |
| 31 | 653 | 653 | 653 | 653 | 653 | 653 | 654 | 654 | 654 | 654 | 654 | 654 | 654 | 653 | 653 | 653 | 653 | 653 | 653 | 653 | 653 | 653 | 653 | 653 | 653 | 654 | 653 |
| Avg | 654 | 653 | 653 | 653 | 653 | 654 | 654 | 654 | 654 | 655 | 655 | 654 | 654 | 653 | 653 | 653 | 652 | 652 | 652 | 653 | 653 | 653 | 653 | 653 | 653 | -- | -- |
| Max | 656 | 656 | 656 | 656 | 656 | 656 | 656 | 657 | 657 | 657 | 657 | 657 | 656 | 656 | 655 | 655 | 655 | 654 | 654 | 655 | 655 | 656 | 657 | 657 | -- | 657 | -- |
| Min | 652 | 652 | 652 | 651 | 652 | 652 | 652 | 653 | 653 | 653 | 653 | 653 | 652 | 652 | 651 | 651 | 651 | 650 | 650 | 651 | 651 | 652 | 652 | 652 | -- | -- | 650 |

# SAROAD for Resolution, East_Plant
# "Component, Channel: Table100, BP_mmHg"
# Month: Sep 2012

## Hour of day

| Day | 1 | 2 | 3 | 4 | 5 | 6 | 7 | 8 | 9 | 10 | 11 | 12 | 13 | 14 | 15 | 16 | 17 | 18 | 19 | 20 | 21 | 22 | 23 | 24 | Avg | Max | Min |
|---|---|---|---|---|---|---|---|---|---|---|---|---|---|---|---|---|---|---|---|---|---|---|---|---|---|---|---|
| 1 | 653 | 653 | 653 | 653 | 653 | 654 | 654 | 654 | 655 | 655 | 655 | 655 | 654 | 654 | 653 | 653 | 653 | 653 | 653 | 653 | 653 | 653 | 653 | 653 | 654 | 655 | 653 |
| 2 | 653 | 653 | 653 | 653 | 653 | 653 | 654 | 654 | 654 | 655 | 654 | 654 | 654 | 654 | 653 | 653 | 653 | 652 | 653 | 653 | 654 | 654 | 654 | 654 | 654 | 655 | 652 |
| 3 | 654 | 654 | 654 | 654 | 654 | 654 | 655 | 656 | 656 | 656 | 656 | 656 | 656 | 655 | 655 | 654 | 654 | 654 | 654 | 654 | 655 | 655 | 656 | 656 | 655 | 656 | 654 |
| 4 | 656 | 656 | 656 | 656 | 656 | 656 | 656 | 656 | 656 | 657 | 657 | 656 | 656 | 655 | 654 | 654 | 654 | 654 | 654 | 654 | 654 | 655 | 655 | 655 | 655 | 657 | 654 |
| 5 | 655 | 654 | 654 | 654 | 654 | 654 | 655 | 655 | 655 | 655 | 655 | 654 | 654 | 654 | 653 | 653 | 652 | 652 | 653 | 653 | 653 | 653 | 653 | 653 | 654 | 655 | 652 |
| 6 | 653 | 653 | 653 | 653 | 653 | 653 | 654 | 654 | 654 | 655 | 655 | 654 | 654 | 653 | 653 | 653 | 653 | 653 | 653 | 654 | 654 | 655 | 654 | 654 | 654 | 655 | 653 |
| 7 | 654 | 654 | 654 | 654 | 654 | 654 | 655 | 655 | 655 | 656 | 656 | 655 | 655 | 654 | 654 | 653 | 653 | 653 | 653 | 654 | 654 | 654 | 653 | 653 | 654 | 656 | 653 |
| 8 | 654 | 654 | 654 | 654 | 654 | 654 | 654 | 655 | 655 | 655 | 655 | 655 | 655 | 655 | 654 | 654 | 654 | 654 | 654 | 654 | 654 | 655 | 655 | 655 | 654 | 655 | 654 |
| 9 | 655 | 654 | 654 | 654 | 654 | 655 | 655 | 655 | 655 | 656 | 656 | 656 | 656 | 655 | 654 | 654 | 654 | 654 | 655 | 655 | 655 | 655 | 655 | 655 | 655 | 656 | 654 |
| 10 | 655 | 655 | 655 | 655 | 655 | 655 | 655 | 655 | 656 | 656 | 655 | 655 | 655 | 655 | 654 | 653 | 653 | 653 | 653 | 654 | 654 | 655 | 655 | 655 | 655 | 656 | 653 |
| 11 | 654 | 653 | 653 | 653 | 653 | 654 | 654 | 654 | 654 | 655 | 655 | 655 | 654 | 654 | 654 | 654 | 653 | 653 | 653 | 654 | 654 | 654 | 654 | 654 | 654 | 655 | 653 |
| 12 | 654 | 654 | 654 | 654 | 654 | 654 | 654 | 655 | 655 | 655 | 655 | 655 | 654 | 654 | 654 | 653 | 653 | 653 | 654 | 654 | 654 | 655 | 655 | 655 | 654 | 655 | 653 |
| 13 | 655 | 655 | 654 | 654 | 654 | 655 | 655 | 655 | 656 | 656 | 656 | 656 | 656 | 655 | 655 | 655 | 655 | 655 | 655 | 656 | 656 | 656 | 657 | 657 | 655 | 657 | 654 |
| 14 | 657 | 656 | 656 | 656 | 656 | 657 | 657 | 657 | 657 | 658 | 658 | 658 | 657 | 657 | 656 | 656 | 656 | 656 | 656 | 656 | 657 | 657 | 657 | 657 | 657 | 658 | 656 |
| 15 | 657 | 657 | 657 | 657 | 657 | 657 | 657 | 657 | 658 | 658 | 658 | 658 | 657 | 657 | 656 | 656 | 656 | 656 | 655 | 656 | 656 | 656 | 656 | 656 | 657 | 658 | 655 |
| 16 | 656 | 656 | 656 | 656 | 656 | 656 | 656 | 657 | 657 | 657 | 657 | 657 | 656 | 656 | 655 | 655 | 655 | 655 | 655 | 655 | 655 | 655 | 655 | 655 | 656 | 657 | 655 |
| 17 | 655 | 655 | 655 | 654 | 654 | 654 | 655 | 655 | 655 | 656 | 656 | 655 | 655 | 654 | 654 | 653 | 653 | 653 | 653 | 653 | 654 | 654 | 654 | 654 | 654 | 656 | 653 |
| 18 | 654 | 654 | 654 | 654 | 654 | 654 | 655 | 655 | 656 | 656 | 656 | 656 | 655 | 655 | 655 | 654 | 654 | 654 | 654 | 654 | 655 | 655 | 655 | 655 | 655 | 656 | 654 |
| 19 | 655 | 655 | 655 | 655 | 655 | 655 | 655 | 656 | 656 | 656 | 656 | 656 | 655 | 655 | 654 | 654 | 654 | 654 | 654 | 654 | 654 | 655 | 655 | 655 | 655 | 656 | 654 |
| 20 | 654 | 654 | 654 | 654 | 654 | 654 | 655 | 655 | 655 | 655 | 655 | 655 | 655 | 654 | 654 | 654 | 653 | 653 | 653 | 653 | 654 | 654 | 654 | 654 | 654 | 655 | 653 |
| 21 | 654 | 654 | 654 | 654 | 654 | 654 | 654 | 654 | 655 | 655 | 655 | 654 | 654 | 653 | 653 | 653 | 653 | 653 | 653 | 653 | 653 | 653 | 653 | 653 | 654 | 655 | 653 |
| 22 | 653 | 653 | 653 | 654 | 654 | 654 | 654 | 655 | 655 | 655 | 655 | 655 | 655 | 654 | 654 | 654 | 653 | 653 | 653 | 654 | 654 | 654 | 654 | 654 | 654 | 655 | 653 |
| 23 | 654 | 654 | 654 | 654 | 654 | 654 | 655 | 656 | 656 | 656 | 656 | 656 | 656 | 655 | 655 | 654 | 654 | 654 | 654 | 654 | 655 | 654 | 654 | 654 | 655 | 656 | 654 |
| 24 | 654 | 654 | 654 | 654 | 654 | 654 | 655 | 655 | 655 | 655 | 655 | 655 | 654 | 654 | 653 | 653 | 653 | 652 | 652 | 653 | 653 | 653 | 653 | 653 | 654 | 655 | 652 |
| 25 | 653 | 652 | 652 | 652 | 652 | 652 | 652 | 653 | 653 | 653 | 653 | 653 | 652 | 652 | 652 | 651 | 651 | 651 | 651 | 651 | 651 | 652 | 652 | 652 | 652 | 653 | 651 |
| 26 | 652 | 651 | 651 | 651 | 651 | 651 | 652 | 652 | 652 | 653 | 653 | 653 | 652 | 652 | 652 | 652 | 651 | 651 | 652 | 652 | 652 | 653 | 653 | 653 | 652 | 653 | 651 |
| 27 | 653 | 653 | 653 | 653 | 653 | 653 | 654 | 654 | 654 | 654 | 655 | 654 | 654 | 654 | 653 | 653 | 653 | 653 | 653 | 653 | 653 | 653 | 653 | 653 | 653 | 655 | 653 |
| 28 | 653 | 653 | 653 | 652 | 652 | 652 | 653 | 653 | 653 | 654 | 653 | 653 | 653 | 652 | 652 | 652 | 652 | 652 | 652 | 652 | 653 | 654 | 654 | 654 | 653 | 654 | 652 |
| 29 | 654 | 654 | 654 | 654 | 654 | 654 | 655 | 655 | 656 | 656 | 655 | 655 | 655 | 654 | 654 | 653 | 653 | 653 | 653 | 654 | 654 | 654 | 654 | 654 | 654 | 656 | 653 |
| 30 | 654 | 654 | 654 | 654 | 654 | 654 | 654 | 655 | 655 | 655 | 655 | 655 | 655 | 654 | 654 | 653 | 653 | 653 | 653 | 653 | 654 | 654 | 654 | 654 | 654 | 655 | 653 |
| Avg | 654 | 654 | 654 | 654 | 654 | 654 | 655 | 655 | 655 | 655 | 655 | 655 | 655 | 654 | 654 | 654 | 653 | 653 | 653 | 654 | 654 | 654 | 654 | 654 | 654 | -- | -- |
| Max | 657 | 657 | 657 | 657 | 657 | 657 | 657 | 657 | 658 | 658 | 658 | 658 | 657 | 657 | 656 | 656 | 656 | 656 | 656 | 656 | 657 | 657 | 657 | 657 | -- | 658 | -- |
| Min | 652 | 651 | 651 | 651 | 651 | 651 | 652 | 652 | 652 | 653 | 653 | 653 | 652 | 652 | 652 | 651 | 651 | 651 | 651 | 651 | 651 | 652 | 652 | 652 | -- | -- | 651 |

# SAROAD for Resolution, West_Plant
# "Component, Channel: Table100, WS_ms_10m"
# Month: Jul 2012

## Hour of day

| Day | 1 | 2 | 3 | 4 | 5 | 6 | 7 | 8 | 9 | 10 | 11 | 12 | 13 | 14 | 15 | 16 | 17 | 18 | 19 | 20 | 21 | 22 | 23 | 24 | Avg | Max | Min |
|---|---|---|---|---|---|---|---|---|---|---|---|---|---|---|---|---|---|---|---|---|---|---|---|---|---|---|---|
| 1 | 1.2 | 1.7 | 1.1 | 0.8 | 1.0 | 1.1 | 0.7 | 1.1 | 0.8 | 1.5 | 3.1 | 3.8 | 3.8 | 4.4 | 5.2 | 5.2 | 5.1 | 5.4 | 5.4 | 3.6 | 1.4 | 1.5 | 0.7 | 1.6 | 2.5 | 5.4 | 0.7 |
| 2 | 1.6 | 0.9 | 1.1 | 2.0 | 2.7 | 0.6 | 0.7 | 0.8 | 1.6 | 3.1 | 3.4 | 3.6 | 4.3 | 4.4 | 5.4 | 5.7 | 5.8 | 5.2 | 5.3 | 3.9 | 2.4 | 1.6 | 1.4 | 0.9 | 2.9 | 5.8 | 0.6 |
| 3 | 2.6 | 2.9 | 3.8 | 3.0 | 2.5 | 1.3 | 1.6 | 2.3 | 4.2 | 4.3 | 5.1 | 6.2 | 6.3 | 6.9 | 6.4 | 5.3 | 4.9 | 5.2 | 4.8 | 4.1 | 2.1 | 1.6 | 3.1 | 3.5 | 3.9 | 6.9 | 1.3 |
| 4 | 2.7 | 2.7 | 1.3 | 1.4 | 1.9 | 1.3 | 0.8 | 0.8 | 1.4 | 2.2 | 5.0 | 4.0 | 1.8 | 2.5 | 3.0 | 4.8 | 3.5 | 0.9 | 0.7 | 0.9 | 1.4 | 1.4 | 1.1 | 1.1 | 2.0 | 5.0 | 0.7 |
| 5 | 3.9 | 3.5 | 4.3 | 3.0 | 1.2 | 1.6 | 0.8 | 0.8 | 1.0 | 1.9 | 3.6 | 4.2 | 4.0 | 4.2 | 4.7 | 5.1 | 5.2 | 5.4 | 4.3 | 3.7 | 1.5 | 0.2 | 0.7 | 0.9 | 2.9 | 5.4 | 0.2 |
| 6 | 0.6 | 0.8 | 0.5 | 1.1 | 1.3 | 1.1 | 1.2 | 0.8 | 1.2 | 2.3 | 3.5 | 4.3 | 5.3 | 5.6 | 4.7 | 5.6 | 5.9 | 6.2 | 5.1 | 3.0 | 1.3 | 0.6 | 0.5 | 0.6 | 2.6 | 6.2 | 0.5 |
| 7 | 0.7 | 1.2 | 0.9 | 1.0 | 0.7 | 0.5 | 0.5 | 0.6 | 1.1 | 1.0 | 1.7 | 3.4 | 3.9 | 4.3 | 4.9 | 4.8 | 4.3 | 4.4 | 3.5 | 2.1 | 1.6 | 2.4 | 4.3 | 3.5 | 2.4 | 4.9 | 0.5 |
| 8 | 2.7 | 4.4 | 3.8 | 4.0 | 1.8 | 2.3 | 1.6 | 1.9 | 2.4 | 3.2 | 2.7 | 2.3 | 2.8 | 2.9 | 2.7 | 3.6 | 3.1 | 3.3 | 2.5 | 5.5 | 7.6 | 5.7 | 4.7 | 4.4 | 3.4 | 7.6 | 1.6 |
| 9 | 6.3 | 4.4 | 4.2 | 2.4 | 0.9 | 1.8 | 2.7 | 1.5 | 1.5 | 2.2 | 2.4 | 2.6 | 3.9 | 4.5 | 4.9 | 4.6 | 6.9 | 4.5 | 3.0 | 2.8 | 4.3 | 4.6 | 3.3 | 0.7 | 3.4 | 6.9 | 0.7 |
| 10 | 0.7 | 0.7 | 1.4 | 3.4 | 2.6 | 2.2 | 3.4 | 4.6 | 3.3 | 2.5 | 2.1 | 2.3 | 2.9 | -- | -- | 3.4 | 5.2 | 2.6 | 2.8 | 2.4 | 3.0 | 4.7 | 1.8 | 2.9 | 2.8 | 5.2 | 0.7 |
| 11 | 2.6 | 5.0 | 6.0 | 3.5 | 3.4 | 2.0 | 2.5 | 4.1 | 3.3 | 3.6 | 4.4 | 3.0 | 2.9 | 2.7 | 2.3 | 2.3 | 2.7 | 1.8 | 4.1 | 4.8 | 3.3 | 2.6 | 0.6 | 6.7 | 3.3 | 6.7 | 0.6 |
| 12 | 6.6 | 4.3 | 1.6 | 1.0 | 0.5 | 0.9 | 1.5 | 2.1 | 3.8 | 3.5 | 2.1 | 2.3 | 2.3 | 2.2 | 5.2 | 3.9 | 2.2 | 3.0 | 3.5 | 4.2 | 4.0 | 2.4 | 1.5 | 1.3 | 2.7 | 6.6 | 0.5 |
| 13 | 0.3 | 1.1 | 2.1 | 2.3 | 2.0 | 1.6 | 1.0 | 1.1 | 2.1 | 3.4 | 4.5 | 5.5 | 2.9 | 3.9 | 4.1 | 2.7 | 4.4 | 3.9 | 3.2 | 3.6 | 2.9 | 2.5 | 1.4 | 1.1 | 2.7 | 5.5 | 0.3 |
| 14 | 1.7 | 2.0 | 1.2 | 0.8 | 0.7 | 1.0 | 0.7 | 1.0 | 1.0 | 1.9 | 1.3 | 2.3 | 3.1 | 2.6 | 3.9 | 4.3 | 6.0 | 1.8 | 1.6 | 1.9 | 0.9 | 0.7 | 1.0 | 1.0 | 1.8 | 6.0 | 0.7 |
| 15 | 2.0 | 1.9 | 2.3 | 0.8 | 0.5 | 1.0 | 0.8 | 0.6 | 1.2 | 1.6 | 2.1 | 3.6 | 2.8 | 2.9 | 3.3 | 3.9 | 4.5 | 5.9 | 3.7 | 7.7 | 4.6 | 7.0 | 4.3 | 4.8 | 3.1 | 7.7 | 0.5 |
| 16 | 3.2 | 4.7 | 3.7 | 3.1 | 2.5 | 1.7 | 2.3 | 1.4 | 2.2 | 2.9 | 2.3 | 3.1 | 3.8 | 5.1 | 5.2 | 5.2 | 4.6 | 4.1 | 3.7 | 2.9 | 0.9 | 0.2 | 1.1 | 1.6 | 3.0 | 5.2 | 0.2 |
| 17 | 0.8 | 0.9 | 0.7 | 2.0 | 1.6 | 1.1 | 1.0 | 0.8 | 1.8 | 2.6 | 3.0 | 2.7 | 3.8 | 4.6 | 5.1 | 5.1 | 4.2 | 4.4 | 4.5 | 3.1 | 1.2 | 0.5 | 0.5 | 1.0 | 2.4 | 5.1 | 0.5 |
| 18 | 0.6 | 0.2 | 0.6 | 0.4 | 0.4 | 0.3 | 0.2 | 0.5 | 0.9 | 1.5 | 2.7 | 4.0 | 4.1 | 5.3 | 6.2 | 6.4 | 6.4 | 6.0 | 5.4 | 4.3 | 1.2 | 0.2 | 0.3 | 0.3 | 2.4 | 6.4 | 0.2 |
| 19 | 0.7 | 0.5 | 0.9 | 1.6 | 1.4 | 1.8 | 1.6 | 0.7 | 1.0 | 1.8 | 2.4 | 3.5 | 3.6 | 3.1 | 3.5 | 4.4 | 5.7 | 6.2 | 5.9 | 4.5 | 2.8 | 1.1 | 0.5 | 0.7 | 2.5 | 6.2 | 0.5 |
| 20 | 0.5 | 0.5 | 0.6 | 2.1 | 3.3 | 3.5 | 1.0 | 0.8 | 1.1 | 2.4 | 4.1 | 3.8 | 2.5 | 3.9 | 2.1 | 2.1 | 9.0 | 4.8 | 5.3 | 2.6 | 2.6 | 4.4 | 5.1 | 3.8 | 3.0 | 9.0 | 0.5 |
| 21 | 4.1 | 3.3 | 3.3 | 3.4 | 4.2 | 5.7 | 5.0 | 6.5 | 3.3 | 1.9 | 2.3 | 2.8 | 4.0 | 3.3 | 4.3 | 3.0 | 10.0 | 8.2 | 5.9 | 4.0 | 1.9 | 1.3 | 1.3 | 0.9 | 3.9 | 10.0 | 0.9 |
| 22 | 0.8 | 1.3 | 1.9 | 2.8 | 1.7 | 1.6 | 1.3 | 0.8 | 0.8 | 1.4 | 2.6 | 2.6 | 3.7 | 3.8 | 4.1 | 1.5 | 3.6 | 2.4 | 2.5 | 2.4 | 0.8 | 1.1 | 1.4 | 1.1 | 2.0 | 4.1 | 0.8 |
| 23 | 0.7 | 1.0 | 2.2 | 1.9 | 1.6 | 2.9 | 2.2 | 1.9 | 1.6 | 3.0 | 3.0 | 1.9 | 2.0 | 3.6 | 4.4 | 3.9 | 4.8 | 5.4 | 4.9 | 1.5 | 1.6 | 4.7 | 5.6 | 7.5 | 3.1 | 7.5 | 0.7 |
| 24 | 7.6 | 7.8 | 8.2 | 5.7 | 2.6 | 2.3 | 3.2 | 5.0 | 4.3 | 4.6 | 4.1 | 4.9 | 5.1 | 5.3 | 3.2 | 4.1 | 3.1 | 2.8 | 4.2 | 4.6 | 5.6 | 3.2 | 4.9 | 5.1 | 4.6 | 8.2 | 2.3 |
| 25 | 4.5 | 3.8 | 5.4 | 4.5 | 5.0 | 2.7 | 2.2 | 1.6 | 1.6 | 2.0 | 2.1 | 3.1 | 3.8 | 4.6 | 4.8 | 5.0 | 5.3 | 4.8 | 4.7 | 3.4 | 1.4 | 0.6 | 0.3 | 0.4 | 3.2 | 5.4 | 0.3 |
| 26 | 0.7 | 0.7 | 1.0 | 0.8 | 0.7 | 0.8 | 0.7 | 0.8 | 1.7 | 3.3 | 3.1 | 3.8 | 4.3 | 4.6 | 5.4 | 5.5 | 5.2 | 4.6 | 3.8 | 3.7 | 1.8 | 0.6 | 0.7 | 0.8 | 2.5 | 5.5 | 0.6 |
| 27 | 0.5 | 0.5 | 1.1 | 1.3 | 3.1 | 3.5 | 1.0 | 0.9 | 1.6 | 1.7 | 2.8 | 2.6 | 2.1 | 3.0 | 3.6 | 3.6 | 3.3 | 2.8 | 3.8 | 7.4 | 3.9 | 3.4 | 3.6 | 3.0 | 2.7 | 7.4 | 0.5 |
| 28 | 3.6 | 2.3 | 4.7 | 3.1 | 2.4 | 1.8 | 4.0 | 3.7 | 3.0 | 1.6 | 2.0 | 3.2 | 3.2 | 2.0 | 2.3 | 4.2 | 3.5 | 2.4 | 2.6 | 1.1 | 0.5 | 3.3 | 2.5 | 2.4 | 2.7 | 4.7 | 0.5 |
| 29 | 2.4 | 2.0 | 3.8 | 2.5 | 1.7 | 2.8 | 1.2 | 1.7 | 1.2 | 2.0 | 3.3 | 5.0 | 3.7 | 4.4 | 4.4 | 4.2 | 2.6 | 3.6 | 2.4 | 1.4 | 1.5 | 0.8 | 0.8 | 0.3 | 2.5 | 5.0 | 0.3 |
| 30 | 0.7 | 0.7 | 0.7 | 0.9 | 2.0 | 1.0 | 0.8 | 0.4 | 1.0 | 1.2 | 3.5 | 4.3 | 3.3 | 3.4 | 2.4 | 2.9 | 4.2 | 4.1 | 4.0 | 2.7 | 1.2 | 0.8 | 0.8 | 1.2 | 2.0 | 4.3 | 0.4 |
| 31 | 4.5 | 4.5 | 4.2 | 4.4 | 2.8 | 2.8 | 2.4 | 1.3 | 1.7 | 2.2 | 2.9 | 4.0 | 2.2 | 3.1 | 4.4 | 4.2 | 4.1 | 4.2 | 4.7 | 4.0 | 2.6 | 1.4 | 1.0 | 1.2 | 3.1 | 4.7 | 1.0 |
| Avg | 2.3 | 2.3 | 2.5 | 2.3 | 2.0 | 1.8 | 1.6 | 1.7 | 1.9 | 2.4 | 3.0 | 3.5 | 3.5 | 3.9 | 4.2 | 4.2 | 4.8 | 4.2 | 3.9 | 3.5 | 2.4 | 2.2 | 2.0 | 2.1 | 2.8 | -- | -- |
| Max | 7.6 | 7.8 | 8.2 | 5.7 | 5.0 | 5.7 | 5.0 | 6.5 | 4.3 | 4.6 | 5.1 | 6.2 | 6.3 | 6.9 | 6.4 | 6.4 | 10.0 | 8.2 | 5.9 | 7.7 | 7.6 | 7.0 | 5.6 | 7.5 | -- | 10.0 | -- |
| Min | 0.3 | 0.2 | 0.5 | 0.4 | 0.4 | 0.3 | 0.2 | 0.4 | 0.8 | 1.0 | 1.3 | 1.9 | 1.8 | 2.0 | 2.1 | 1.5 | 2.2 | 0.9 | 0.7 | 0.9 | 0.5 | 0.2 | 0.3 | 0.3 | -- | -- | 0.2 |

-- Indicates Invalid Data

## SAROAD for Resolution, West_Plant
## "Component, Channel: Table100, WS_ms_10m"
## Month: Aug 2012

### Hour of day

| Day | 1 | 2 | 3 | 4 | 5 | 6 | 7 | 8 | 9 | 10 | 11 | 12 | 13 | 14 | 15 | 16 | 17 | 18 | 19 | 20 | 21 | 22 | 23 | 24 | Avg | Max | Min |
|---|---|---|---|---|---|---|---|---|---|---|---|---|---|---|---|---|---|---|---|---|---|---|---|---|---|---|---|
| 1 | 0.6 | 1.3 | 0.6 | 0.8 | 0.5 | 0.7 | 0.2 | 0.6 | 0.8 | 1.3 | 2.3 | 3.0 | 2.9 | 2.9 | 4.4 | 3.6 | 4.0 | 4.5 | 3.9 | 2.5 | 0.9 | 0.5 | 1.3 | 0.5 | 1.9 | 4.5 | 0.2 |
| 2 | 0.5 | 0.4 | 1.1 | 0.9 | 1.3 | 0.7 | 0.6 | 0.5 | 0.9 | 1.5 | 2.6 | 3.3 | 3.0 | 3.7 | 3.2 | 3.8 | 3.8 | 4.2 | 3.4 | 1.6 | 0.3 | 0.9 | 0.4 | 0.3 | 1.8 | 4.2 | 0.3 |
| 3 | 0.5 | 0.6 | 1.4 | 0.7 | 1.3 | 0.6 | 0.5 | 0.6 | 1.7 | 1.3 | 1.3 | 1.8 | 2.4 | 4.0 | 3.7 | 4.0 | 3.5 | 3.6 | 3.3 | 2.1 | 1.7 | 1.1 | 3.4 | 5.8 | 2.1 | 5.8 | 0.5 |
| 4 | 4.7 | 1.9 | 2.0 | 1.7 | 2.5 | 3.5 | 4.1 | 2.0 | 2.0 | 1.6 | 2.1 | 2.2 | 2.8 | 3.7 | 4.8 | 4.4 | 3.6 | 3.7 | 3.6 | 2.1 | 0.9 | 0.4 | 1.2 | 0.9 | 2.6 | 4.8 | 0.4 |
| 5 | 0.9 | 0.8 | 1.2 | 0.3 | 1.7 | 2.7 | 5.0 | 2.3 | 2.0 | 2.8 | 1.9 | 2.1 | 3.1 | 2.1 | 2.6 | 2.0 | 2.4 | 1.9 | 3.3 | 2.5 | 2.5 | 4.4 | 2.7 | 1.8 | 2.3 | 5.0 | 0.3 |
| 6 | 3.1 | 3.8 | 2.5 | 1.6 | 0.9 | 0.7 | 0.4 | 0.5 | 1.1 | 1.8 | 1.8 | 2.9 | 4.4 | 3.3 | 3.9 | 4.5 | 4.4 | 3.8 | 4.8 | 5.8 | 9.8 | 7.4 | 3.6 | 1.5 | 3.3 | 9.8 | 0.4 |
| 7 | 2.8 | 1.6 | 1.9 | 2.2 | 1.0 | 1.0 | 1.4 | 1.0 | 0.8 | 1.3 | 2.0 | 2.8 | 3.0 | 3.9 | 3.8 | 4.4 | 4.6 | 4.9 | 3.9 | 2.6 | 1.6 | 1.8 | 1.0 | 1.2 | 2.4 | 4.9 | 0.8 |
| 8 | 1.8 | 1.2 | 3.7 | 0.8 | 1.9 | 2.1 | 1.6 | 1.3 | 0.8 | 1.2 | 1.8 | 2.8 | 3.5 | 4.3 | 5.0 | 4.8 | 4.6 | 7.5 | 7.8 | 9.0 | 10.6 | 9.7 | 2.2 | 3.0 | 3.9 | 10.6 | 0.8 |
| 9 | 3.5 | 2.2 | 4.3 | 3.9 | 4.4 | 3.2 | 1.0 | 1.2 | 2.3 | 1.9 | 2.3 | 3.8 | 4.2 | 4.3 | 4.6 | 4.3 | 3.4 | 4.3 | 2.9 | 1.0 | 0.6 | 1.1 | 1.4 | 4.4 | 2.9 | 4.6 | 0.6 |
| 10 | 4.2 | 4.3 | 5.7 | 6.0 | 5.8 | 5.2 | 1.9 | 4.9 | 2.6 | 1.8 | 2.3 | 5.3 | 5.5 | 6.5 | 5.7 | 4.6 | 4.4 | 3.8 | 3.1 | 2.9 | 3.0 | 4.4 | 3.4 | 3.7 | 4.2 | 6.5 | 1.8 |
| 11 | 4.0 | 1.8 | 1.7 | 0.9 | 1.0 | 2.4 | 0.7 | 1.2 | 1.3 | 1.6 | 4.2 | 4.1 | 5.1 | 3.8 | 5.3 | 2.0 | 2.0 | 2.0 | 3.2 | 2.7 | 1.2 | 0.8 | 0.7 | 0.4 | 2.2 | 5.3 | 0.4 |
| 12 | 0.4 | 0.6 | 0.9 | 1.1 | 0.8 | 3.0 | 1.5 | 0.9 | 0.9 | 2.1 | 2.8 | 3.5 | 4.4 | 5.4 | 4.4 | 3.6 | 4.5 | 4.4 | 4.1 | 2.2 | 1.0 | 2.7 | 3.4 | 1.4 | 2.5 | 5.4 | 0.4 |
| 13 | 1.0 | 0.4 | 1.6 | 1.4 | 0.9 | 3.0 | 3.7 | 6.1 | 4.6 | 7.2 | 4.6 | 4.1 | 4.0 | 3.3 | 3.3 | 3.1 | 1.7 | 2.0 | 2.0 | 3.2 | 5.2 | 4.9 | 11.3 | 5.5 | 3.7 | 11.3 | 0.4 |
| 14 | 2.6 | 1.6 | 2.1 | 2.2 | 1.6 | 1.4 | 2.9 | 4.5 | 2.6 | 2.0 | 2.2 | 3.7 | 3.9 | 4.1 | 4.6 | 4.3 | 4.5 | 5.2 | 4.4 | 3.1 | 2.0 | 3.1 | 5.1 | 3.7 | 3.2 | 5.2 | 1.4 |
| 15 | 2.9 | 2.2 | 1.7 | 1.8 | 1.0 | 1.2 | 1.3 | 1.1 | 2.3 | 2.3 | 2.2 | 2.1 | 3.2 | 4.6 | 5.3 | 4.7 | 4.9 | 2.6 | 2.6 | 1.5 | 0.7 | 0.5 | 0.5 | 0.6 | 2.2 | 5.3 | 0.5 |
| 16 | 0.6 | 0.6 | 0.8 | 1.6 | 0.9 | 1.2 | 0.7 | 0.7 | 0.9 | 1.6 | 1.4 | 1.7 | 2.1 | 2.8 | 4.2 | 3.7 | 3.4 | 3.9 | 3.7 | 1.8 | 1.3 | 0.9 | 2.2 | 3.3 | 1.9 | 4.2 | 0.6 |
| 17 | 2.2 | 2.0 | 3.2 | 4.9 | 2.3 | 1.9 | 2.7 | 2.9 | 2.1 | 1.2 | 2.0 | 2.5 | 3.8 | 3.1 | 4.4 | 5.3 | 3.0 | 2.8 | 1.2 | 2.1 | 1.3 | 1.3 | 1.0 | 0.5 | 2.5 | 5.3 | 0.5 |
| 18 | 0.5 | 0.5 | 0.5 | 0.5 | 0.4 | 0.5 | 1.7 | 1.8 | 1.2 | 1.2 | 1.9 | 2.4 | 3.7 | 4.5 | 4.3 | 4.5 | 4.7 | 5.2 | 4.7 | 3.7 | 2.1 | 0.7 | 0.6 | 0.2 | 2.2 | 5.2 | 0.2 |
| 19 | 0.5 | 1.2 | 1.1 | 0.9 | 0.4 | 0.3 | 0.4 | 0.7 | 0.9 | 1.7 | 1.7 | 2.6 | 2.7 | 3.0 | 3.6 | 4.7 | 4.4 | 4.5 | 3.3 | 2.7 | 3.4 | 3.3 | 5.0 | 3.3 | 2.4 | 5.0 | 0.3 |
| 20 | 1.3 | 1.0 | 0.7 | 0.9 | 0.7 | 1.8 | 1.4 | 0.8 | 1.1 | 1.7 | 2.0 | 1.9 | 2.3 | 3.0 | 3.3 | 4.6 | 5.0 | 5.2 | 4.8 | 3.1 | 1.8 | 0.9 | 1.4 | 1.6 | 2.2 | 5.2 | 0.7 |
| 21 | 2.7 | 1.2 | 1.3 | 1.5 | 0.6 | 0.9 | 1.1 | 1.4 | 1.2 | 1.1 | 1.5 | 3.5 | 3.4 | 3.9 | 4.3 | 5.0 | 4.5 | 4.4 | 11.2 | 5.3 | 4.8 | 3.9 | 2.3 | 1.6 | 3.0 | 11.2 | 0.6 |
| 22 | 1.9 | 1.9 | 1.0 | 1.2 | 5.6 | 5.5 | 2.7 | 0.7 | 0.4 | 2.1 | 4.7 | 4.4 | 4.3 | 4.5 | 2.9 | 2.5 | 2.0 | 3.4 | 2.1 | 0.9 | 0.8 | 1.1 | 0.8 | 0.8 | 2.4 | 5.6 | 0.4 |
| 23 | 0.6 | 0.9 | 1.6 | 1.3 | 1.3 | 1.8 | 1.6 | 2.4 | 0.6 | 0.7 | 2.3 | 3.3 | 4.1 | 3.8 | 3.5 | 3.0 | 3.2 | 3.4 | 3.2 | 0.9 | 1.3 | 2.0 | 2.1 | 2.0 | 2.1 | 4.1 | 0.6 |
| 24 | 1.0 | 0.7 | 0.7 | 0.3 | 0.6 | 0.9 | 1.0 | 2.4 | 3.8 | 2.9 | 3.7 | 1.0 | 0.9 | 2.2 | 3.8 | 3.8 | 3.0 | 3.7 | 3.4 | 2.1 | 1.8 | 0.7 | 0.6 | 0.6 | 1.9 | 3.8 | 0.3 |
| 25 | 0.5 | 0.3 | 0.4 | 0.8 | 0.5 | 0.7 | 0.5 | 0.4 | 0.9 | 1.5 | 3.3 | 3.8 | 3.4 | 4.2 | 4.5 | 4.4 | 4.7 | 4.5 | 3.8 | 1.2 | 0.8 | 1.1 | 0.8 | 0.7 | 2.0 | 4.7 | 0.3 |
| 26 | 0.5 | 0.5 | 0.8 | 1.1 | 0.8 | 0.6 | 0.8 | 0.9 | 1.0 | 1.3 | 2.0 | 2.6 | 3.2 | 3.2 | 3.6 | 4.5 | 5.2 | 4.6 | 3.7 | 1.4 | 4.4 | 2.4 | 3.7 | 3.2 | 2.3 | 5.2 | 0.5 |
| 27 | 5.4 | 5.3 | 0.8 | 2.4 | 3.4 | 1.8 | 1.9 | 1.0 | 1.6 | 2.3 | 1.8 | 2.1 | 3.8 | 5.1 | 5.0 | 3.9 | 3.5 | 3.5 | 1.7 | 2.4 | 4.1 | 3.0 | 1.2 | 1.2 | 2.8 | 5.4 | 0.8 |
| 28 | 3.8 | 3.5 | 4.4 | 4.5 | 2.9 | 3.9 | 2.3 | 3.7 | 5.5 | 3.7 | 2.8 | 4.2 | 6.2 | 4.7 | 5.4 | 3.8 | 4.2 | 3.1 | 3.2 | 1.6 | 3.1 | 2.7 | 3.9 | 3.9 | 3.8 | 6.2 | 1.6 |
| 29 | 5.0 | 4.1 | 3.4 | 1.6 | 1.1 | 1.2 | 1.3 | 1.0 | 0.8 | 1.0 | 1.4 | 2.1 | 2.9 | 2.9 | 2.6 | 3.5 | 2.8 | 5.0 | 4.3 | 1.6 | 0.7 | 1.1 | 1.1 | 1.5 | 2.2 | 5.0 | 0.7 |
| 30 | 1.8 | 0.8 | 0.3 | 0.3 | 0.9 | 0.6 | 0.6 | 0.8 | 0.7 | 1.4 | 1.8 | 2.1 | 3.5 | 3.6 | 3.7 | 3.7 | 3.6 | 4.2 | 4.1 | 3.3 | 4.1 | 2.7 | 2.3 | 0.6 | 2.2 | 4.2 | 0.3 |
| 31 | 1.2 | 1.3 | 0.6 | 0.6 | 0.6 | 0.6 | 0.6 | 0.5 | 1.0 | 1.6 | 2.2 | 2.5 | 2.9 | 2.9 | 3.1 | 4.7 | 4.2 | 4.3 | 3.5 | 2.4 | 1.0 | 0.4 | 0.3 | 0.4 | 1.8 | 4.7 | 0.3 |
| Avg | 2.0 | 1.6 | 1.7 | 1.6 | 1.6 | 1.8 | 1.5 | 1.6 | 1.6 | 1.9 | 2.3 | 2.9 | 3.5 | 3.8 | 4.1 | 4.0 | 3.8 | 4.0 | 3.8 | 2.6 | 2.5 | 2.3 | 2.3 | 1.9 | 2.5 | -- | -- |
| Max | 5.4 | 5.3 | 5.7 | 6.0 | 5.8 | 5.5 | 5.0 | 6.1 | 5.5 | 7.2 | 4.7 | 5.3 | 6.2 | 6.5 | 5.7 | 5.3 | 5.2 | 7.5 | 11.2 | 9.0 | 10.6 | 9.7 | 11.3 | 5.8 | -- | 11.3 | -- |
| Min | 0.4 | 0.3 | 0.3 | 0.3 | 0.4 | 0.3 | 0.2 | 0.4 | 0.4 | 0.7 | 1.3 | 1.0 | 0.9 | 2.1 | 2.6 | 2.0 | 1.7 | 1.9 | 1.2 | 0.9 | 0.3 | 0.4 | 0.3 | 0.2 | -- | -- | 0.2 |

## SAROAD for Resolution, West_Plant
## "Component, Channel: Table100, WS_ms_10m"
## Month: Sep 2012

### Hour of day

| Day | 1 | 2 | 3 | 4 | 5 | 6 | 7 | 8 | 9 | 10 | 11 | 12 | 13 | 14 | 15 | 16 | 17 | 18 | 19 | 20 | 21 | 22 | 23 | 24 | Avg | Max | Min |
|---|---|---|---|---|---|---|---|---|---|---|---|---|---|---|---|---|---|---|---|---|---|---|---|---|---|---|---|
| 1 | 0.9 | 1.2 | 1.5 | 0.5 | 0.7 | 0.9 | 1.1 | 0.7 | 0.8 | 1.6 | 1.9 | 1.6 | 2.7 | 3.6 | 2.8 | 3.7 | 4.4 | 3.9 | 4.2 | 2.2 | 0.8 | 0.7 | 0.5 | 0.5 | 1.8 | 4.4 | 0.5 |
| 2 | 0.5 | 0.5 | 0.9 | 1.9 | 2.0 | 1.0 | 0.5 | 0.8 | 0.8 | 1.4 | 2.9 | 3.3 | 3.6 | 4.2 | 4.5 | 4.4 | 2.5 | 1.8 | 4.6 | 3.6 | 3.3 | 1.8 | 1.0 | 0.5 | 2.2 | 4.6 | 0.5 |
| 3 | 0.7 | 2.5 | 1.1 | 1.8 | 1.1 | 2.4 | 0.6 | 0.5 | 1.1 | 2.0 | 3.3 | 3.3 | 3.5 | 4.3 | 4.8 | 5.4 | 5.2 | 5.0 | 3.7 | 2.8 | 0.7 | 0.5 | 0.3 | 1.9 | 2.4 | 5.4 | 0.3 |
| 4 | 3.1 | 2.8 | 2.3 | 2.1 | 1.0 | 0.5 | 0.3 | 0.9 | 1.5 | 3.4 | 3.8 | 4.1 | 4.8 | 4.4 | 5.0 | 4.9 | 5.6 | 3.6 | 3.0 | 3.7 | 1.2 | 1.8 | 2.8 | 1.1 | 2.8 | 5.6 | 0.3 |
| 5 | 1.8 | 1.7 | 1.9 | 1.2 | 1.0 | 0.6 | 0.6 | 0.8 | 1.1 | 1.4 | 2.4 | 3.1 | 3.9 | 4.5 | 4.0 | 4.6 | 3.9 | 4.2 | 4.1 | 2.2 | 0.9 | 0.9 | 0.5 | 1.6 | 2.2 | 4.6 | 0.5 |
| 6 | 1.4 | 0.7 | 0.8 | 0.3 | 1.2 | 0.5 | 0.5 | 0.8 | 0.8 | 1.8 | 2.7 | 3.1 | 3.6 | 3.6 | 4.0 | 3.6 | 2.8 | 5.9 | 2.3 | 1.4 | 1.5 | 0.8 | 1.4 | 0.8 | 1.9 | 5.9 | 0.3 |
| 7 | 1.3 | 1.5 | 1.5 | 0.8 | 0.8 | 0.9 | 0.9 | 2.0 | 1.3 | 1.8 | 3.0 | 3.8 | 1.8 | 1.1 | 2.6 | 3.4 | 3.2 | 3.1 | 2.2 | 2.3 | 0.8 | 1.0 | 0.6 | 0.6 | 1.8 | 3.8 | 0.6 |
| 8 | 1.1 | 0.9 | 1.1 | 1.9 | 2.0 | 4.0 | 4.8 | 5.7 | 5.5 | 9.0 | 8.7 | 7.1 | 4.2 | 3.9 | 2.8 | 4.1 | 4.3 | 6.4 | 6.0 | 6.3 | 7.6 | 3.7 | 3.9 | 3.6 | 4.5 | 9.0 | 0.9 |
| 9 | 3.0 | 6.2 | 3.6 | 6.0 | 6.1 | 3.3 | 4.3 | 4.4 | 7.7 | 9.0 | 9.4 | 9.4 | 10.3 | 9.1 | 8.9 | 4.7 | 7.1 | 5.9 | 2.8 | 3.5 | 1.8 | 2.6 | 0.9 | 0.8 | 5.5 | 10.3 | 0.8 |
| 10 | 0.9 | 1.1 | 1.5 | 1.7 | 1.6 | 1.9 | 6.9 | 5.0 | 7.1 | 8.0 | 3.2 | 1.7 | 2.7 | 3.3 | 1.6 | 2.4 | 2.1 | 2.9 | 5.1 | 2.2 | 2.5 | 3.4 | 3.0 | 0.8 | 3.0 | 8.0 | 0.8 |
| 11 | 2.5 | 1.6 | 0.9 | 0.4 | 0.6 | 1.5 | 1.7 | 0.6 | 1.1 | 0.7 | 1.8 | 1.9 | 2.3 | 3.6 | 4.2 | 2.3 | 1.1 | 1.0 | 1.1 | 1.0 | 0.5 | 0.5 | 0.4 | 0.3 | 1.4 | 4.2 | 0.3 |
| 12 | 0.5 | 0.8 | 0.9 | 0.7 | 0.4 | 0.4 | 0.2 | 0.2 | 0.6 | 1.6 | 1.5 | 2.3 | 2.6 | 4.2 | 4.4 | 3.9 | 4.4 | 4.3 | 3.2 | 1.2 | 2.1 | 2.2 | 1.9 | 0.7 | 1.9 | 4.4 | 0.2 |
| 13 | 1.6 | 1.6 | 1.0 | 0.9 | 0.6 | 0.7 | 1.0 | 3.3 | 4.2 | 5.1 | 7.2 | 5.2 | 2.7 | 2.9 | 2.3 | 2.5 | 2.5 | 4.7 | 7.6 | 5.9 | 6.5 | 10.6 | 6.0 | 4.3 | 3.8 | 10.6 | 0.6 |
| 14 | 4.7 | 4.6 | 5.5 | 5.5 | 7.7 | 5.0 | 6.3 | 8.9 | 9.8 | 8.4 | 5.6 | 4.6 | 3.9 | 5.1 | 5.0 | 4.4 | 4.0 | 4.0 | 2.7 | 4.1 | 2.7 | 2.7 | 3.7 | 7.2 | 5.3 | 9.8 | 2.7 |
| 15 | 6.1 | 6.7 | 7.3 | 6.6 | 6.2 | 7.0 | 5.8 | 5.5 | 5.7 | 4.3 | 4.8 | 4.0 | 2.7 | 3.5 | 2.7 | 2.9 | 2.9 | 2.0 | 1.9 | 0.7 | 0.7 | 0.9 | 1.1 | 0.7 | 3.9 | 7.3 | 0.7 |
| 16 | 0.5 | 1.3 | 1.1 | 0.6 | 0.7 | 1.1 | 1.2 | 0.5 | 1.0 | 1.0 | 1.6 | 3.3 | 3.7 | 3.3 | 4.1 | 4.6 | 4.8 | 4.7 | 2.5 | 1.0 | 1.2 | 0.6 | 0.3 | 0.5 | 1.9 | 4.8 | 0.3 |
| 17 | 0.7 | 0.8 | 1.1 | 1.1 | 1.7 | 0.6 | 0.7 | 0.3 | 1.0 | 1.2 | 2.3 | 3.2 | 3.6 | 5.2 | 5.1 | 4.7 | 4.3 | 4.6 | 3.3 | 1.4 | 0.7 | 0.7 | 0.5 | 0.4 | 2.1 | 5.2 | 0.3 |
| 18 | 0.5 | 0.6 | 0.8 | 0.8 | 0.7 | 0.3 | 1.2 | 0.7 | 0.7 | 1.1 | 1.8 | 2.4 | 3.0 | 2.0 | 2.7 | 2.4 | 2.7 | 4.0 | 2.5 | 1.0 | 0.4 | 0.4 | 0.6 | 1.3 | 1.4 | 4.0 | 0.3 |
| 19 | 1.2 | 1.2 | 1.6 | 1.5 | 3.9 | 4.4 | 3.5 | 2.2 | 2.2 | 3.1 | 2.5 | 2.3 | 3.9 | 4.1 | 3.9 | 3.8 | 2.4 | 2.6 | 2.0 | 1.2 | 1.9 | 0.5 | 1.3 | 1.9 | 2.5 | 4.4 | 0.5 |
| 20 | 0.8 | 1.4 | 1.2 | 1.3 | 2.3 | 1.0 | 2.7 | 0.7 | 1.1 | 1.1 | 1.2 | 2.0 | 2.2 | 3.3 | 3.5 | 4.1 | 3.8 | 4.2 | 2.6 | 1.3 | 1.5 | 1.2 | 0.4 | 1.2 | 1.9 | 4.2 | 0.4 |
| 21 | 1.0 | 0.6 | 0.6 | 0.6 | 0.7 | 0.7 | 1.4 | 0.6 | 1.2 | 1.2 | 1.6 | 2.3 | 3.1 | 3.6 | 4.4 | 4.3 | 4.6 | 4.4 | 2.6 | 0.9 | 0.4 | 0.9 | 0.4 | 0.7 | 1.8 | 4.6 | 0.4 |
| 22 | 0.8 | 1.5 | 1.0 | 1.7 | 2.5 | 2.8 | 2.4 | 4.8 | 4.4 | 1.9 | 1.1 | 2.0 | 3.2 | 4.1 | 3.8 | 3.4 | 2.5 | 2.6 | 2.8 | 1.3 | 2.1 | 1.0 | 1.2 | 0.9 | 2.3 | 4.8 | 0.8 |
| 23 | 2.1 | 2.9 | 3.6 | 1.5 | 2.7 | 2.7 | 3.4 | 2.8 | 3.6 | 5.8 | 5.7 | 3.2 | 3.9 | 2.1 | 3.4 | 3.3 | 3.7 | 3.1 | 2.1 | 0.5 | 1.3 | 0.5 | 0.3 | 0.6 | 2.7 | 5.8 | 0.3 |
| 24 | 0.3 | 0.2 | 1.6 | 2.1 | 2.0 | 1.0 | 1.3 | 2.1 | 1.4 | 1.4 | 1.8 | 1.9 | 4.2 | 4.2 | 4.1 | 4.2 | 5.0 | 4.6 | 2.3 | 0.7 | 1.2 | 0.6 | 0.4 | 1.9 | 2.1 | 5.0 | 0.2 |
| 25 | 1.3 | 0.8 | 1.1 | 1.2 | 1.7 | 3.4 | 2.5 | 2.5 | 1.8 | 3.6 | 2.7 | 3.1 | 4.5 | 4.8 | 5.0 | 4.6 | 4.8 | 3.6 | 2.3 | 1.2 | 1.1 | 1.1 | 0.5 | 0.9 | 2.5 | 5.0 | 0.5 |
| 26 | 0.5 | 0.7 | 1.6 | 1.1 | 2.6 | 2.1 | 2.5 | 4.0 | 1.9 | 1.5 | 3.9 | 3.1 | 3.2 | 3.6 | 3.6 | 4.8 | 3.7 | 3.6 | 2.1 | 1.4 | 2.1 | 0.8 | 0.9 | 1.1 | 2.3 | 4.8 | 0.5 |
| 27 | 0.7 | 0.7 | 1.0 | 1.0 | 1.3 | 0.6 | 0.9 | 1.0 | 2.4 | 1.4 | 1.4 | 1.9 | 3.4 | 3.3 | 3.5 | 4.1 | 3.8 | 3.8 | 2.2 | 1.6 | 1.2 | 0.8 | 0.7 | 0.3 | 1.8 | 4.1 | 0.3 |
| 28 | 0.5 | 0.7 | 2.0 | 1.0 | 1.2 | 0.5 | 0.9 | 0.9 | 0.8 | 0.6 | 1.2 | 1.5 | 1.6 | 2.1 | 2.0 | 3.0 | 2.6 | 3.4 | 1.9 | 1.3 | 4.4 | 6.2 | 6.8 | 4.8 | 2.2 | 6.8 | 0.5 |
| 29 | 3.8 | 5.9 | 7.0 | 6.2 | 4.6 | 5.8 | 4.7 | 4.0 | 4.6 | 4.6 | 2.1 | 2.7 | 2.1 | 3.5 | 3.5 | 4.6 | 4.0 | 3.7 | 1.7 | 0.7 | 0.9 | 1.1 | 0.5 | 0.4 | 3.5 | 7.0 | 0.4 |
| 30 | 0.4 | 0.9 | 0.7 | 1.3 | 2.4 | 2.1 | 1.2 | 0.9 | 0.6 | 1.2 | 1.6 | 3.8 | 2.6 | 3.2 | 1.9 | 3.1 | 2.3 | 3.9 | 2.5 | 1.9 | 2.7 | 1.2 | 3.5 | 6.0 | 2.2 | 6.0 | 0.4 |
| Avg | 1.5 | 1.8 | 1.9 | 1.8 | 2.1 | 2.0 | 2.2 | 2.3 | 2.6 | 3.0 | 3.2 | 3.2 | 3.5 | 3.8 | 3.8 | 3.9 | 3.7 | 3.8 | 3.0 | 2.0 | 1.9 | 1.7 | 1.5 | 1.6 | 2.6 | -- | -- |
| Max | 6.1 | 6.7 | 7.3 | 6.6 | 7.7 | 7.0 | 6.9 | 8.9 | 9.8 | 9.0 | 9.4 | 9.4 | 10.3 | 9.1 | 8.9 | 5.4 | 7.1 | 6.4 | 7.6 | 6.3 | 7.6 | 10.6 | 6.8 | 7.2 | -- | 10.6 | -- |
| Min | 0.3 | 0.2 | 0.6 | 0.3 | 0.4 | 0.3 | 0.2 | 0.2 | 0.6 | 0.6 | 1.1 | 1.5 | 1.6 | 1.1 | 1.6 | 2.3 | 1.1 | 1.0 | 1.1 | 0.5 | 0.4 | 0.4 | 0.3 | 0.3 | -- | -- | 0.2 |

# SAROAD for Resolution, West_Plant
# "Component, Channel: Table100, WD_10m"
# Month: Jul 2012

## Hour of day

| Day | 1 | 2 | 3 | 4 | 5 | 6 | 7 | 8 | 9 | 10 | 11 | 12 | 13 | 14 | 15 | 16 | 17 | 18 | 19 | 20 | 21 | 22 | 23 | 24 | Avg | Max | Min |
|---|---|---|---|---|---|---|---|---|---|---|---|---|---|---|---|---|---|---|---|---|---|---|---|---|---|---|---|
| 1 | 319 | 353 | 41 | 38 | 38 | 1 | 280 | 269 | 175 | 199 | 254 | 247 | 244 | 257 | 252 | 255 | 251 | 244 | 249 | 259 | 306 | 353 | 346 | 39 | 287 | 353 | 1 |
| 2 | 37 | 10 | 30 | 41 | 62 | 287 | 308 | 244 | 204 | 238 | 252 | 226 | 243 | 238 | 251 | 247 | 251 | 253 | 251 | 269 | 274 | 297 | 273 | 288 | 271 | 308 | 10 |
| 3 | 258 | 258 | 246 | 243 | 254 | 264 | 252 | 268 | 264 | 251 | 250 | 242 | 248 | 245 | 256 | 248 | 255 | 247 | 256 | 261 | 269 | 259 | 211 | 167 | 250 | 269 | 167 |
| 4 | 129 | 193 | 191 | 224 | 270 | 281 | 218 | 224 | 220 | 256 | 248 | 246 | 262 | 249 | 232 | 241 | 229 | 219 | 204 | 95 | 146 | 266 | 282 | 292 | 232 | 292 | 95 |
| 5 | 62 | 73 | 64 | 67 | 292 | 350 | 267 | 227 | 186 | 253 | 245 | 246 | 242 | 246 | 248 | 239 | 246 | 246 | 249 | 248 | 271 | 13 | 360 | 332 | 268 | 360 | 13 |
| 6 | 264 | 352 | 312 | 31 | 43 | 357 | 45 | 160 | 205 | 259 | 252 | 235 | 250 | 247 | 240 | 246 | 248 | 248 | 252 | 253 | 269 | 271 | 308 | 41 | 272 | 357 | 31 |
| 7 | 31 | 320 | 344 | 356 | 83 | 282 | 283 | 66 | 204 | 174 | 118 | 221 | 237 | 248 | 260 | 257 | 248 | 231 | 248 | 261 | 39 | 83 | 48 | 105 | 268 | 356 | 31 |
| 8 | 115 | 90 | 61 | 78 | 180 | 100 | 99 | 144 | 83 | 48 | 26 | 181 | 213 | 334 | 28 | 247 | 233 | 175 | 189 | 99 | 51 | 59 | 64 | 66 | 97 | 334 | 26 |
| 9 | 64 | 71 | 60 | 36 | 347 | 32 | 70 | 139 | 208 | 235 | 214 | 215 | 232 | 241 | 237 | 246 | 21 | 25 | 85 | 66 | 59 | 71 | 82 | 292 | 63 | 347 | 21 |
| 10 | 15 | 280 | 20 | 101 | 162 | 14 | 28 | 33 | 78 | 91 | 186 | 306 | 204 | -- | -- | 227 | 100 | 164 | 127 | 155 | 60 | 341 | 40 | 53 | 73 | 341 | 14 |
| 11 | 57 | 67 | 68 | 62 | 72 | 74 | 96 | 46 | 73 | 111 | 153 | 125 | 75 | 42 | 78 | 201 | 27 | 178 | 281 | 18 | 111 | 141 | 164 | 11 | 84 | 281 | 11 |
| 12 | 39 | 101 | 257 | 322 | 124 | 275 | 263 | 165 | 72 | 65 | 163 | 147 | 181 | 64 | 116 | 216 | 265 | 264 | 281 | 230 | 185 | 199 | 255 | 270 | 207 | 322 | 39 |
| 13 | 222 | 192 | 237 | 312 | 299 | 300 | 317 | 310 | 270 | 266 | 248 | 236 | 269 | 261 | 251 | 250 | 232 | 259 | 254 | 242 | 257 | 256 | 207 | 212 | 256 | 317 | 192 |
| 14 | 216 | 287 | 228 | 95 | 206 | 98 | 176 | 339 | 209 | 258 | 243 | 249 | 255 | 261 | 243 | 218 | 293 | 137 | 176 | 296 | 136 | 211 | 292 | 226 | 230 | 339 | 95 |
| 15 | 36 | 336 | 96 | 49 | 149 | 352 | 126 | 215 | 160 | 226 | 218 | 256 | 272 | 244 | 230 | 243 | 235 | 253 | 212 | 83 | 146 | 57 | 92 | 35 | 197 | 352 | 35 |
| 16 | 72 | 46 | 31 | 90 | 70 | 55 | 16 | 204 | 181 | 175 | 166 | 140 | 227 | 236 | 238 | 237 | 235 | 230 | 256 | 255 | 208 | 34 | 238 | 255 | 205 | 256 | 16 |
| 17 | 186 | 229 | 214 | 260 | 280 | 16 | 305 | 162 | 104 | 208 | 173 | 216 | 235 | 246 | 255 | 234 | 241 | 237 | 262 | 248 | 280 | 296 | 226 | 16 | 241 | 305 | 16 |
| 18 | 294 | 259 | 281 | 347 | 351 | 323 | 271 | 178 | 176 | 252 | 254 | 241 | 250 | 253 | 246 | 243 | 247 | 248 | 246 | 250 | 277 | 11 | 315 | 35 | 269 | 351 | 11 |
| 19 | 298 | 31 | 62 | 19 | 22 | 24 | 67 | 213 | 171 | 144 | 226 | 254 | 222 | 235 | 238 | 252 | 247 | 255 | 248 | 248 | 257 | 264 | 19 | 323 | 265 | 323 | 19 |
| 20 | 267 | 53 | 33 | 50 | 70 | 71 | 195 | 157 | 182 | 142 | 142 | 180 | 234 | 156 | 117 | 204 | 61 | 355 | 5 | 257 | 51 | 64 | 85 | 77 | 104 | 355 | 5 |
| 21 | 53 | 5 | 329 | 324 | 352 | 40 | 74 | 53 | 95 | 104 | 56 | 119 | 147 | 122 | 112 | 134 | 87 | 68 | 53 | 64 | 60 | 299 | 282 | 50 | 62 | 352 | 5 |
| 22 | 158 | 273 | 292 | 291 | 311 | 276 | 298 | 184 | 222 | 189 | 179 | 177 | 183 | 253 | 198 | 136 | 139 | 204 | 201 | 175 | 244 | 266 | 79 | 324 | 220 | 324 | 79 |
| 23 | 77 | 1 | 91 | 80 | 48 | 59 | 81 | 156 | 208 | 177 | 174 | 202 | 182 | 217 | 226 | 237 | 250 | 107 | 124 | 249 | 151 | 57 | 61 | 65 | 135 | 250 | 1 |
| 24 | 49 | 48 | 10 | 41 | 72 | 63 | 63 | 64 | 70 | 64 | 79 | 65 | 66 | 73 | 106 | 55 | 70 | 87 | 43 | 59 | 57 | 48 | 47 | 54 | 61 | 106 | 10 |
| 25 | 75 | 67 | 60 | 68 | 61 | 115 | 71 | 142 | 133 | 160 | 207 | 267 | 235 | 254 | 242 | 243 | 238 | 248 | 250 | 260 | 293 | 344 | 56 | 1 | 209 | 344 | 1 |
| 26 | 280 | 18 | 299 | 333 | 351 | 321 | 312 | 149 | 178 | 259 | 232 | 260 | 248 | 243 | 259 | 247 | 236 | 245 | 247 | 243 | 248 | 330 | 36 | 17 | 275 | 351 | 17 |
| 27 | 32 | 251 | 226 | 279 | 35 | 76 | 330 | 326 | 227 | 160 | 72 | 70 | 144 | 240 | 254 | 250 | 245 | 249 | 292 | 64 | 70 | 123 | 73 | 135 | 225 | 330 | 32 |
| 28 | 130 | 114 | 56 | 166 | 282 | 321 | 82 | 26 | 174 | 139 | 155 | 65 | 112 | 228 | 212 | 120 | 235 | 39 | 58 | 232 | 71 | 115 | 169 | 307 | 125 | 321 | 26 |
| 29 | 284 | 300 | 10 | 315 | 305 | 311 | 285 | 303 | 254 | 150 | 166 | 122 | 125 | 156 | 151 | 126 | 259 | 196 | 279 | 122 | 105 | 211 | 208 | 107 | 212 | 315 | 10 |
| 30 | 88 | 215 | 60 | 142 | 88 | 40 | 162 | 142 | 202 | 143 | 181 | 158 | 186 | 239 | 247 | 252 | 234 | 240 | 242 | 251 | 270 | 25 | 265 | 94 | 192 | 270 | 25 |
| 31 | 83 | 64 | 74 | 97 | 39 | 74 | 103 | 183 | 69 | 194 | 184 | 164 | 248 | 204 | 249 | 220 | 231 | 224 | 233 | 248 | 261 | 284 | 330 | 293 | 202 | 330 | 39 |
| Avg | 50 | 7 | 21 | 31 | 26 | 8 | 1 | 177 | 176 | 187 | 197 | 207 | 220 | 238 | 230 | 229 | 243 | 229 | 243 | 242 | 245 | 343 | 359 | 15 | 235 | -- | -- |
| Max | 319 | 353 | 344 | 356 | 352 | 357 | 330 | 339 | 270 | 266 | 254 | 306 | 272 | 334 | 260 | 257 | 293 | 355 | 292 | 296 | 306 | 353 | 360 | 332 | -- | 360 | -- |
| Min | 15 | 1 | 10 | 19 | 22 | 1 | 16 | 26 | 69 | 48 | 26 | 65 | 66 | 42 | 28 | 55 | 21 | 25 | 5 | 18 | 39 | 11 | 19 | 1 | -- | -- | 1 |

-- Indicates Invalid Data

# SAROAD for Resolution, West_Plant
# "Component, Channel: Table100, WD_10m"
# Month: Aug 2012

## Hour of day

| Day | 1 | 2 | 3 | 4 | 5 | 6 | 7 | 8 | 9 | 10 | 11 | 12 | 13 | 14 | 15 | 16 | 17 | 18 | 19 | 20 | 21 | 22 | 23 | 24 | Avg | Max | Min |
|---|---|---|---|---|---|---|---|---|---|---|---|---|---|---|---|---|---|---|---|---|---|---|---|---|---|---|---|
| 1 | 21 | 32 | 357 | 303 | 68 | 357 | 52 | 113 | 110 | 230 | 257 | 237 | 267 | 258 | 239 | 251 | 237 | 234 | 264 | 267 | 314 | 2 | 19 | 301 | 297 | 357 | 2 |
| 2 | 298 | 346 | 20 | 18 | 8 | 324 | 314 | 164 | 158 | 238 | 248 | 240 | 259 | 224 | 220 | 236 | 238 | 250 | 260 | 275 | 340 | 343 | 323 | 348 | 284 | 348 | 8 |
| 3 | 26 | 303 | 341 | 25 | 9 | 307 | 20 | 117 | 93 | 174 | 208 | 121 | 249 | 257 | 252 | 238 | 232 | 234 | 233 | 283 | 360 | 316 | 16 | 67 | 302 | 360 | 9 |
| 4 | 76 | 83 | 93 | 39 | 65 | 62 | 70 | 94 | 167 | 206 | 220 | 192 | 260 | 253 | 245 | 232 | 257 | 251 | 249 | 275 | 341 | 340 | 12 | 257 | 248 | 341 | 12 |
| 5 | 346 | 35 | 70 | 61 | 127 | 132 | 93 | 100 | 69 | 40 | 261 | 149 | 178 | 283 | 247 | 249 | 250 | 299 | 295 | 287 | 56 | 176 | 297 | 322 | 348 | 346 | 35 |
| 6 | 352 | 34 | 230 | 264 | 309 | 339 | 156 | 146 | 216 | 212 | 224 | 154 | 184 | 203 | 254 | 318 | 311 | 292 | 351 | 29 | 33 | 33 | 233 | 323 | 278 | 352 | 29 |
| 7 | 7 | 39 | 172 | 13 | 60 | 38 | 23 | 94 | 142 | 220 | 249 | 218 | 254 | 244 | 259 | 237 | 253 | 256 | 270 | 300 | 349 | 356 | 329 | 8 | 302 | 356 | 7 |
| 8 | 41 | 9 | 56 | 104 | 71 | 124 | 70 | 54 | 308 | 173 | 216 | 237 | 259 | 251 | 232 | 238 | 225 | 38 | 73 | 80 | 47 | 52 | 223 | 112 | 89 | 308 | 9 |
| 9 | 357 | 73 | 56 | 72 | 76 | 358 | 345 | 87 | 146 | 161 | 96 | 143 | 91 | 115 | 111 | 135 | 138 | 143 | 152 | 282 | 82 | 42 | 111 | 63 | 94 | 358 | 42 |
| 10 | 51 | 48 | 51 | 56 | 48 | 61 | 334 | 77 | 142 | 257 | 195 | 150 | 107 | 126 | 135 | 129 | 149 | 132 | 113 | 111 | 100 | 74 | 80 | 62 | 97 | 334 | 48 |
| 11 | 81 | 24 | 33 | 18 | 17 | 47 | 155 | 150 | 152 | 244 | 155 | 136 | 133 | 132 | 188 | 191 | 258 | 234 | 215 | 310 | 341 | 286 | 299 | 284 | 185 | 341 | 17 |
| 12 | 343 | 289 | 288 | 356 | 8 | 51 | 12 | 269 | 131 | 138 | 141 | 147 | 191 | 174 | 163 | 144 | 250 | 257 | 257 | 282 | 352 | 3 | 1 | 263 | 280 | 356 | 1 |
| 13 | 293 | 303 | 336 | 14 | 299 | 35 | 43 | 67 | 73 | 50 | 100 | 120 | 133 | 180 | 254 | 168 | 153 | 199 | 61 | 106 | 65 | 45 | 50 | 55 | 68 | 336 | 14 |
| 14 | 141 | 113 | 107 | 108 | 16 | 330 | 305 | 74 | 102 | 163 | 206 | 251 | 237 | 232 | 238 | 247 | 238 | 254 | 253 | 28 | 80 | 155 | 59 | 52 | 170 | 330 | 16 |
| 15 | 299 | 277 | 268 | 61 | 97 | 8 | 290 | 300 | 239 | 275 | 249 | 253 | 253 | 237 | 246 | 255 | 248 | 254 | 272 | 262 | 172 | 201 | 45 | 13 | 266 | 300 | 8 |
| 16 | 295 | 357 | 245 | 257 | 258 | 275 | 259 | 185 | 198 | 282 | 163 | 239 | 249 | 267 | 237 | 233 | 244 | 261 | 237 | 232 | 271 | 238 | 285 | 294 | 252 | 357 | 163 |
| 17 | 87 | 35 | 84 | 27 | 63 | 193 | 43 | 20 | 194 | 326 | 330 | 258 | 228 | 248 | 256 | 341 | 333 | 7 | 229 | 200 | 253 | 314 | 312 | 104 | 321 | 341 | 7 |
| 18 | 146 | 103 | 218 | 179 | 354 | 241 | 294 | 282 | 195 | 209 | 209 | 261 | 249 | 249 | 256 | 249 | 244 | 254 | 254 | 259 | 262 | 335 | 286 | 177 | 243 | 354 | 103 |
| 19 | 9 | 306 | 318 | 268 | 323 | 260 | 11 | 151 | 205 | 148 | 234 | 231 | 236 | 214 | 259 | 240 | 253 | 258 | 322 | 38 | 99 | 82 | 59 | 82 | 267 | 323 | 9 |
| 20 | 265 | 27 | 251 | 294 | 261 | 59 | 275 | 210 | 205 | 223 | 242 | 178 | 207 | 171 | 226 | 236 | 252 | 114 | 62 | 125 | 44 | 65 | 248 | 165 | 218 | 294 | 27 |
| 21 | 168 | 181 | 179 | 171 | 188 | 219 | 202 | 171 | 182 | 145 | 166 | 275 | 272 | 256 | 243 | 237 | 253 | 246 | 47 | 48 | 64 | 50 | 275 | 84 | 199 | 275 | 47 |
| 22 | 6 | 73 | 296 | 35 | 71 | 58 | 87 | 200 | 186 | 228 | 166 | 133 | 126 | 72 | 75 | 203 | 197 | 158 | 198 | 177 | 231 | 283 | 49 | 186 | 145 | 296 | 6 |
| 23 | 234 | 49 | 64 | 81 | 327 | 300 | 184 | 84 | 128 | 155 | 254 | 252 | 231 | 240 | 250 | 238 | 254 | 250 | 253 | 261 | 31 | 32 | 36 | 38 | 261 | 327 | 31 |
| 24 | 9 | 35 | 20 | 296 | 4 | 18 | 27 | 154 | 89 | 122 | 108 | 90 | 202 | 225 | 248 | 256 | 238 | 249 | 258 | 306 | 353 | 1 | 4 | 291 | 335 | 353 | 1 |
| 25 | 351 | 315 | 311 | 299 | 340 | 312 | 284 | 118 | 160 | 244 | 242 | 233 | 245 | 247 | 235 | 241 | 239 | 253 | 245 | 267 | 359 | 20 | 336 | 320 | 279 | 359 | 20 |
| 26 | 326 | 322 | 314 | 16 | 356 | 302 | 348 | 92 | 143 | 177 | 202 | 246 | 252 | 249 | 260 | 243 | 246 | 248 | 257 | 304 | 53 | 75 | 67 | 54 | 293 | 356 | 16 |
| 27 | 41 | 51 | 355 | 56 | 12 | 289 | 274 | 265 | 235 | 47 | 359 | 219 | 142 | 107 | 118 | 139 | 140 | 129 | 150 | 85 | 61 | 68 | 48 | 349 | 70 | 359 | 12 |
| 28 | 69 | 46 | 77 | 65 | 57 | 32 | 59 | 74 | 89 | 67 | 103 | 135 | 162 | 119 | 141 | 151 | 134 | 127 | 143 | 126 | 63 | 82 | 62 | 73 | 93 | 162 | 32 |
| 29 | 52 | 51 | 67 | 32 | 228 | 346 | 40 | 132 | 158 | 158 | 175 | 163 | 154 | 175 | 203 | 278 | 207 | 223 | 255 | 278 | 314 | 353 | 4 | 11 | 179 | 353 | 4 |
| 30 | 305 | 256 | 107 | 297 | 275 | 284 | 353 | 157 | 65 | 193 | 202 | 217 | 255 | 247 | 245 | 251 | 228 | 234 | 257 | 250 | 247 | 225 | 181 | 184 | 239 | 353 | 65 |
| 31 | 253 | 281 | 290 | 309 | 264 | 266 | 190 | 163 | 158 | 166 | 272 | 238 | 240 | 234 | 231 | 245 | 247 | 250 | 247 | 256 | 285 | 52 | 67 | 48 | 247 | 309 | 48 |
| Avg | 4 | 18 | 10 | 17 | 12 | 347 | 5 | 125 | 153 | 191 | 208 | 201 | 217 | 220 | 229 | 230 | 234 | 237 | 247 | 278 | 14 | 20 | 6 | 25 | 253 | -- | -- |
| Max | 357 | 357 | 357 | 356 | 356 | 358 | 353 | 300 | 308 | 326 | 359 | 275 | 272 | 283 | 260 | 341 | 333 | 299 | 351 | 310 | 360 | 356 | 336 | 349 | -- | 360 | -- |
| Min | 6 | 9 | 20 | 13 | 4 | 8 | 11 | 20 | 65 | 40 | 96 | 90 | 91 | 72 | 75 | 129 | 134 | 7 | 47 | 28 | 31 | 1 | 1 | 8 | -- | -- | 1 |

# SAROAD for Resolution, West_Plant
# "Component, Channel: Table100, WD_10m"
# Month: Sep 2012

## Hour of day

| Day | 1 | 2 | 3 | 4 | 5 | 6 | 7 | 8 | 9 | 10 | 11 | 12 | 13 | 14 | 15 | 16 | 17 | 18 | 19 | 20 | 21 | 22 | 23 | 24 | Avg | Max | Min |
|---|---|---|---|---|---|---|---|---|---|---|---|---|---|---|---|---|---|---|---|---|---|---|---|---|---|---|---|
| 1 | 31 | 22 | 38 | 14 | 53 | 47 | 293 | 164 | 166 | 168 | 186 | 291 | 243 | 252 | 237 | 255 | 242 | 244 | 256 | 260 | 291 | 355 | 18 | 42 | 289 | 355 | 14 |
| 2 | 322 | 11 | 341 | 45 | 43 | 328 | 246 | 121 | 191 | 231 | 255 | 243 | 241 | 226 | 230 | 301 | 356 | 294 | 248 | 249 | 199 | 233 | 279 | 121 | 265 | 356 | 11 |
| 3 | 139 | 13 | 246 | 78 | 31 | 324 | 263 | 227 | 222 | 223 | 237 | 233 | 250 | 235 | 247 | 247 | 246 | 264 | 266 | 259 | 282 | 336 | 293 | 180 | 255 | 336 | 13 |
| 4 | 166 | 211 | 189 | 236 | 285 | 64 | 169 | 162 | 190 | 242 | 232 | 238 | 225 | 243 | 248 | 257 | 256 | 290 | 269 | 268 | 310 | 72 | 84 | 146 | 227 | 310 | 64 |
| 5 | 171 | 169 | 186 | 170 | 315 | 30 | 299 | 150 | 242 | 309 | 223 | 245 | 230 | 239 | 245 | 246 | 248 | 245 | 246 | 253 | 284 | 281 | 47 | 279 | 245 | 315 | 30 |
| 6 | 305 | 266 | 215 | 46 | 319 | 45 | 273 | 151 | 55 | 220 | 242 | 267 | 243 | 236 | 261 | 293 | 312 | 212 | 272 | 28 | 263 | 145 | 305 | 221 | 266 | 319 | 28 |
| 7 | 241 | 309 | 289 | 35 | 283 | 244 | 289 | 303 | 266 | 272 | 251 | 249 | 242 | 246 | 275 | 252 | 251 | 246 | 279 | 280 | 177 | 231 | 236 | 203 | 260 | 309 | 35 |
| 8 | 229 | 245 | 265 | 140 | 134 | 101 | 52 | 66 | 79 | 63 | 66 | 57 | 53 | 62 | 92 | 75 | 53 | 48 | 77 | 84 | 67 | 99 | 92 | 27 | 76 | 265 | 27 |
| 9 | 205 | 30 | 91 | 85 | 45 | 57 | 55 | 45 | 46 | 43 | 52 | 45 | 55 | 63 | 56 | 34 | 43 | 24 | 345 | 29 | 113 | 310 | 46 | 329 | 45 | 345 | 24 |
| 10 | 323 | 353 | 0 | 285 | 35 | 342 | 59 | 52 | 64 | 62 | 57 | 61 | 177 | 82 | 243 | 175 | 171 | 155 | 145 | 106 | 87 | 194 | 222 | 215 | 89 | 353 | 0 |
| 11 | 55 | 105 | 148 | 228 | 97 | 99 | 100 | 38 | 247 | 153 | 223 | 178 | 267 | 259 | 249 | 290 | 306 | 206 | 214 | 253 | 169 | 225 | 187 | 99 | 195 | 306 | 38 |
| 12 | 249 | 222 | 42 | 298 | 306 | 291 | 170 | 170 | 209 | 214 | 263 | 222 | 250 | 240 | 249 | 234 | 242 | 255 | 257 | 299 | 344 | 354 | 14 | 131 | 255 | 354 | 14 |
| 13 | 300 | 54 | 295 | 260 | 226 | 23 | 281 | 11 | 41 | 59 | 49 | 39 | 213 | 144 | 260 | 360 | 101 | 80 | 56 | 42 | 41 | 41 | 81 | 93 | 37 | 360 | 11 |
| 14 | 45 | 64 | 51 | 62 | 41 | 51 | 46 | 43 | 41 | 37 | 58 | 91 | 46 | 52 | 69 | 70 | 74 | 79 | 62 | 39 | 35 | 63 | 49 | 82 | 56 | 91 | 35 |
| 15 | 55 | 53 | 50 | 62 | 47 | 39 | 34 | 50 | 40 | 23 | 172 | 163 | 48 | 135 | 161 | 138 | 170 | 164 | 155 | 315 | 1 | 35 | 334 | 319 | 64 | 334 | 1 |
| 16 | 2 | 323 | 23 | 349 | 343 | 9 | 11 | 208 | 160 | 184 | 225 | 244 | 234 | 253 | 241 | 240 | 246 | 238 | 259 | 314 | 310 | 312 | 340 | 304 | 285 | 349 | 2 |
| 17 | 281 | 302 | 304 | 38 | 30 | 340 | 278 | 100 | 128 | 122 | 239 | 238 | 246 | 226 | 231 | 244 | 236 | 249 | 250 | 289 | 298 | 339 | 239 | 325 | 271 | 340 | 30 |
| 18 | 314 | 341 | 324 | 282 | 320 | 298 | 27 | 261 | 139 | 182 | 194 | 218 | 157 | 164 | 313 | 220 | 174 | 262 | 271 | 341 | 336 | 323 | 359 | 18 | 287 | 359 | 18 |
| 19 | 356 | 292 | 353 | 18 | 56 | 82 | 79 | 318 | 225 | 181 | 159 | 51 | 109 | 171 | 189 | 126 | 170 | 116 | 57 | 85 | 18 | 301 | 31 | 14 | 69 | 356 | 14 |
| 20 | 322 | 285 | 8 | 55 | 29 | 10 | 53 | 312 | 167 | 198 | 249 | 161 | 208 | 247 | 219 | 272 | 261 | 248 | 267 | 306 | 354 | 345 | 42 | 345 | 300 | 354 | 8 |
| 21 | 288 | 22 | 313 | 335 | 294 | 345 | 7 | 269 | 165 | 232 | 249 | 247 | 220 | 234 | 234 | 240 | 258 | 256 | 272 | 323 | 325 | 304 | 277 | 280 | 279 | 345 | 7 |
| 22 | 310 | 24 | 358 | 46 | 43 | 82 | 12 | 61 | 88 | 91 | 149 | 154 | 152 | 130 | 171 | 226 | 273 | 301 | 357 | 357 | 28 | 30 | 336 | 7 | 38 | 358 | 7 |
| 23 | 21 | 38 | 52 | 323 | 102 | 96 | 74 | 344 | 176 | 66 | 70 | 116 | 159 | 150 | 182 | 264 | 245 | 255 | 272 | 51 | 39 | 321 | 292 | 316 | 42 | 344 | 21 |
| 24 | 295 | 289 | 33 | 32 | 43 | 335 | 337 | 48 | 120 | 93 | 195 | 194 | 239 | 241 | 230 | 253 | 244 | 256 | 279 | 303 | 37 | 22 | 338 | 47 | 315 | 338 | 22 |
| 25 | 34 | 27 | 28 | 16 | 56 | 58 | 62 | 66 | 113 | 166 | 152 | 239 | 228 | 239 | 240 | 233 | 231 | 239 | 285 | 307 | 320 | 1 | 194 | 252 | 286 | 320 | 1 |
| 26 | 264 | 20 | 35 | 37 | 39 | 23 | 43 | 68 | 103 | 188 | 187 | 193 | 164 | 203 | 213 | 235 | 276 | 267 | 262 | 319 | 3 | 234 | 264 | 269 | 267 | 319 | 3 |
| 27 | 299 | 326 | 23 | 24 | 35 | 336 | 14 | 44 | 73 | 153 | 165 | 154 | 273 | 248 | 261 | 235 | 223 | 251 | 275 | 306 | 352 | 293 | 301 | 80 | 311 | 352 | 14 |
| 28 | 299 | 344 | 29 | 8 | 22 | 264 | 48 | 272 | 209 | 142 | 162 | 224 | 111 | 211 | 207 | 190 | 219 | 245 | 269 | 119 | 60 | 43 | 41 | 20 | 250 | 344 | 8 |
| 29 | 17 | 32 | 41 | 51 | 59 | 47 | 55 | 49 | 27 | 37 | 84 | 93 | 331 | 232 | 249 | 259 | 243 | 240 | 253 | 7 | 26 | 3 | 306 | 286 | 8 | 331 | 3 |
| 30 | 309 | 359 | 5 | 36 | 42 | 55 | 35 | 305 | 106 | 70 | 118 | 42 | 52 | 345 | 20 | 3 | 3 | 332 | 307 | 355 | 8 | 265 | 9 | 25 | 14 | 359 | 3 |
| Avg | 316 | 353 | 7 | 23 | 26 | 23 | 21 | 51 | 134 | 149 | 189 | 199 | 216 | 217 | 234 | 248 | 245 | 250 | 271 | 327 | 356 | 334 | 341 | 355 | 310 | -- | -- |
| Max | 356 | 359 | 358 | 349 | 343 | 345 | 337 | 344 | 266 | 309 | 263 | 291 | 331 | 345 | 313 | 360 | 356 | 332 | 357 | 357 | 354 | 355 | 359 | 345 | -- | 360 | -- |
| Min | 2 | 11 | 0 | 8 | 22 | 9 | 7 | 11 | 27 | 23 | 49 | 39 | 46 | 52 | 20 | 3 | 3 | 24 | 56 | 7 | 1 | 1 | 9 | 7 | -- | -- | 0 |

# SAROAD for Resolution, West_Plant
# "Component, Channel: Table100, DeltaTemp_C"
# Month: Jul 2012

## Hour of day

| Day | 1 | 2 | 3 | 4 | 5 | 6 | 7 | 8 | 9 | 10 | 11 | 12 | 13 | 14 | 15 | 16 | 17 | 18 | 19 | 20 | 21 | 22 | 23 | 24 | Avg | Max | Min |
|---|---|---|---|---|---|---|---|---|---|---|---|---|---|---|---|---|---|---|---|---|---|---|---|---|---|---|---|
| 1 | 0.60 | 0.39 | 1.14 | 1.58 | 1.18 | 0.93 | 0.43 | -0.30 | -0.80 | -1.18 | -0.81 | -0.91 | -1.26 | -1.22 | -1.22 | -1.12 | -0.98 | -0.73 | -0.32 | 0.10 | 0.08 | 0.28 | 0.71 | 1.72 | -0.07 | 1.72 | -1.26 |
| 2 | 1.94 | 1.00 | 0.53 | 1.10 | 0.44 | 0.69 | 0.37 | -0.55 | -1.01 | -0.87 | -0.76 | -1.50 | -1.52 | -1.61 | -1.13 | -1.08 | -0.86 | -0.66 | -0.34 | -0.06 | 0.11 | 0.15 | 0.27 | 0.24 | -0.21 | 1.94 | -1.61 |
| 3 | 0.01 | -0.07 | -0.09 | -0.04 | 0.08 | 0.01 | -0.26 | -0.34 | -0.61 | -0.65 | -1.03 | -1.10 | -1.02 | -1.18 | -1.16 | -1.05 | -0.92 | -0.75 | -0.30 | -0.12 | -0.05 | -0.03 | -0.27 | -0.31 | -0.47 | 0.08 | -1.18 |
| 4 | -0.37 | -0.51 | -0.43 | -0.37 | -0.27 | -0.22 | -0.39 | -0.50 | -0.87 | -0.94 | -0.92 | -0.35 | -0.31 | -0.50 | -0.78 | -0.48 | -0.37 | -0.28 | -0.40 | -0.21 | -0.05 | -0.02 | 0.11 | 0.01 | -0.39 | 0.11 | -0.94 |
| 5 | 0.20 | 0.19 | 0.22 | 0.26 | 0.18 | 0.37 | -0.09 | -0.63 | -0.92 | -0.73 | -0.99 | -1.00 | -0.98 | -1.19 | -1.32 | -1.17 | -0.91 | -0.73 | -0.43 | -0.07 | 0.11 | 0.26 | 0.51 | 0.54 | -0.35 | 0.54 | -1.32 |
| 6 | 0.73 | 1.07 | 0.97 | 0.56 | 0.42 | 0.47 | -0.11 | -0.84 | -0.92 | -0.80 | -1.01 | -1.43 | -0.93 | -0.99 | -1.15 | -0.95 | -0.87 | -0.60 | -0.19 | 0.05 | 0.21 | 0.35 | 0.67 | 1.06 | -0.18 | 1.07 | -1.43 |
| 7 | 1.29 | 0.53 | 1.22 | 1.31 | 1.45 | 1.21 | 0.75 | -0.30 | -0.64 | -1.08 | -1.43 | -1.50 | -1.59 | -1.28 | -1.37 | -1.05 | -1.01 | -0.90 | -0.41 | 0.02 | 0.26 | -0.06 | -0.05 | -0.03 | -0.19 | 1.45 | -1.59 |
| 8 | -0.06 | -0.12 | -0.10 | -0.09 | -0.07 | -0.07 | -0.16 | -0.83 | -0.87 | -1.14 | -1.58 | -1.82 | -1.66 | -1.40 | -1.51 | -1.24 | -1.08 | -1.20 | -0.67 | -0.43 | -0.20 | -0.06 | -0.07 | -0.07 | -0.69 | -0.06 | -1.82 |
| 9 | -0.08 | -0.05 | -0.01 | 0.05 | 0.02 | 0.18 | -0.31 | -0.68 | -0.63 | -0.55 | -1.24 | -1.18 | -1.02 | -1.02 | -0.98 | -1.46 | -1.12 | -0.58 | -0.48 | -0.16 | 0.01 | -0.01 | 0.07 | 0.40 | -0.45 | 0.40 | -1.46 |
| 10 | 1.17 | 0.81 | 0.96 | 0.15 | 0.04 | 0.02 | -0.13 | -0.55 | -1.27 | -1.82 | -1.70 | -1.46 | -1.71 | -- | -- | -0.83 | -1.24 | -0.83 | -0.31 | -0.22 | 0.10 | 0.69 | 0.49 | 0.69 | -0.32 | 1.17 | -1.82 |
| 11 | 0.52 | 0.36 | 0.32 | 0.34 | 0.31 | 0.43 | 0.02 | -0.59 | -0.97 | -1.25 | -1.75 | -1.58 | -1.70 | -1.28 | -1.34 | -1.06 | -1.03 | -0.59 | -0.37 | -0.23 | -0.27 | -0.17 | -0.07 | 0.32 | -0.48 | 0.52 | -1.75 |
| 12 | 0.31 | 0.18 | 0.07 | 0.15 | -0.27 | 0.09 | 0.11 | -0.20 | -0.66 | -0.87 | -0.96 | -1.08 | -0.97 | -1.16 | -1.67 | -1.33 | -0.84 | -0.79 | -0.41 | -0.19 | -0.45 | -0.54 | -0.28 | -0.23 | -0.50 | 0.31 | -1.67 |
| 13 | -0.26 | -0.26 | -0.18 | -0.21 | -0.16 | -0.15 | -0.32 | -0.44 | -0.56 | -0.52 | -0.82 | -0.90 | -0.85 | -1.15 | -1.09 | -1.13 | -1.13 | -0.61 | -0.37 | -0.32 | -0.20 | -0.15 | -0.26 | -0.24 | -0.51 | -0.15 | -1.15 |
| 14 | -0.25 | -0.16 | -0.22 | -0.37 | -0.33 | -0.29 | -0.22 | -0.19 | -0.58 | -0.48 | -0.59 | -0.72 | -0.61 | -0.74 | -1.07 | -1.06 | -0.66 | -0.43 | -0.41 | -0.14 | -0.43 | -0.16 | -0.21 | -0.13 | -0.44 | -0.13 | -1.07 |
| 15 | 0.04 | 0.01 | -0.01 | 0.31 | 0.08 | 0.25 | -0.14 | -0.39 | -1.16 | -0.95 | -1.13 | -0.55 | -0.83 | -1.06 | -1.32 | -1.34 | -1.01 | -0.45 | -0.54 | -0.36 | -0.21 | -0.12 | -0.10 | -0.09 | -0.46 | 0.31 | -1.34 |
| 16 | -0.06 | -0.04 | -0.02 | 0.05 | 0.07 | 0.09 | -0.14 | -0.71 | -1.44 | -1.80 | -1.66 | -2.08 | -1.56 | -1.27 | -1.42 | -1.22 | -1.07 | -1.03 | -0.50 | -0.12 | -0.13 | 0.36 | 0.15 | 0.02 | -0.65 | 0.36 | -2.08 |
| 17 | -0.01 | 0.16 | -0.02 | 0.09 | 0.17 | 0.44 | -0.04 | -0.56 | -1.02 | -1.17 | -1.95 | -1.58 | -1.41 | -1.10 | -1.17 | -1.35 | -1.00 | -0.85 | -0.46 | 0.00 | 0.08 | 0.15 | 0.45 | 1.12 | -0.46 | 1.12 | -1.95 |
| 18 | 0.78 | 0.81 | 0.94 | 1.24 | 1.58 | 1.29 | 0.68 | -0.58 | -0.92 | -0.85 | -0.84 | -1.18 | -1.05 | -1.14 | -1.03 | -0.91 | -0.87 | -0.63 | -0.31 | 0.02 | 0.15 | 0.63 | 0.78 | 0.97 | -0.02 | 1.58 | -1.18 |
| 19 | 0.64 | 0.74 | 0.95 | 1.35 | 0.93 | 0.71 | 0.34 | -0.44 | -0.91 | -1.61 | -1.14 | -0.84 | -0.91 | -1.08 | -1.06 | -1.06 | -0.84 | -0.61 | -0.34 | -0.07 | 0.13 | 0.17 | -0.03 | 0.14 | -0.20 | 1.35 | -1.61 |
| 20 | 0.29 | 0.30 | 0.65 | 0.79 | 0.25 | 0.16 | 0.04 | -0.65 | -0.98 | -1.67 | -2.10 | -2.12 | -0.79 | -0.15 | -0.48 | -1.13 | -0.06 | 0.42 | 0.31 | 0.30 | 0.58 | 0.28 | 0.12 | 0.07 | -0.23 | 0.79 | -2.12 |
| 21 | 0.44 | 0.36 | 0.31 | 0.31 | 0.29 | 0.22 | 0.07 | -0.19 | -0.36 | -0.68 | -0.84 | -1.53 | -1.79 | -1.81 | -1.68 | -1.47 | -0.54 | 0.06 | 0.10 | 0.10 | 0.24 | 0.40 | 0.21 | 0.21 | -0.31 | 0.44 | -1.81 |
| 22 | 0.31 | 0.34 | 0.60 | 0.35 | 0.26 | 0.17 | 0.03 | -0.60 | -0.70 | -1.18 | -1.91 | -1.97 | -2.27 | -1.22 | -1.06 | -0.77 | -1.32 | -1.28 | -1.00 | -0.48 | -0.18 | -0.24 | -0.23 | -0.10 | -0.60 | 0.60 | -2.27 |
| 23 | -0.13 | 0.11 | 0.11 | 0.05 | 0.15 | 0.24 | -0.14 | -0.89 | -0.80 | -1.82 | -1.89 | -1.24 | -1.62 | -1.93 | -1.74 | -1.68 | -1.00 | -0.86 | -0.78 | -0.39 | -0.40 | -0.21 | -0.16 | -0.19 | -0.72 | 0.24 | -1.93 |
| 24 | -0.13 | -0.13 | -0.03 | 0.52 | 0.38 | 0.35 | 0.09 | 0.02 | 0.00 | 0.09 | -0.15 | -0.04 | -0.01 | -0.25 | -0.88 | -0.97 | -0.96 | -0.67 | -0.22 | 0.00 | 0.02 | 0.01 | 0.05 | 0.10 | -0.12 | 0.52 | -0.97 |
| 25 | 0.12 | 0.19 | 0.12 | 0.23 | 0.21 | 0.15 | 0.09 | -0.94 | -0.84 | -1.52 | -1.17 | -1.06 | -1.13 | -1.01 | -1.12 | -1.04 | -1.05 | -0.66 | -0.37 | -0.04 | 0.04 | 0.37 | 0.65 | 1.12 | -0.36 | 1.12 | -1.52 |
| 26 | 1.20 | 0.86 | 0.62 | 0.80 | 1.43 | 1.30 | 0.82 | -0.79 | -1.18 | -0.83 | -1.35 | -1.07 | -1.05 | -1.20 | -0.96 | -1.06 | -1.01 | -0.67 | -0.43 | -0.04 | 0.10 | 0.17 | 0.88 | 1.18 | -0.10 | 1.43 | -1.35 |
| 27 | 0.63 | 0.49 | 0.29 | 0.32 | 0.21 | 0.17 | 0.11 | -0.11 | -0.54 | -1.00 | -1.30 | -1.02 | -1.25 | -1.08 | -0.95 | -1.46 | -0.89 | -0.62 | -0.50 | -0.22 | -0.08 | -0.08 | -0.10 | -0.16 | -0.38 | 0.63 | -1.46 |
| 28 | -0.14 | -0.07 | -0.09 | -0.14 | -0.10 | -0.02 | -0.13 | -0.26 | -0.57 | -0.94 | -1.17 | -1.50 | -1.83 | -1.34 | -1.29 | -0.53 | -0.41 | -0.01 | -0.14 | -0.21 | -0.28 | -0.03 | 0.09 | 0.15 | -0.46 | 0.15 | -1.83 |
| 29 | 0.14 | 0.16 | 0.31 | 0.28 | 0.24 | 0.26 | 0.24 | -0.22 | -0.50 | -1.05 | -1.35 | -1.59 | -1.68 | -1.99 | -1.73 | -0.83 | -0.56 | -0.57 | -0.17 | -0.22 | 0.00 | -0.19 | -0.21 | -0.28 | -0.48 | 0.31 | -1.99 |
| 30 | -0.23 | -0.01 | -0.02 | 0.00 | 0.23 | 0.22 | -0.14 | -0.61 | -0.73 | -0.99 | -1.33 | -1.82 | -1.66 | -0.70 | -0.78 | -0.73 | -0.83 | -0.56 | -0.23 | 0.19 | 0.26 | 0.66 | 0.55 | 0.18 | -0.38 | 0.66 | -1.82 |
| 31 | 0.09 | 0.39 | 0.42 | 0.34 | 0.23 | 0.18 | 0.08 | -0.55 | -0.74 | -1.01 | -1.11 | -1.34 | -1.34 | -1.36 | -0.82 | -1.16 | -0.82 | -0.65 | -0.24 | -0.02 | 0.12 | 0.20 | 0.25 | 0.31 | -0.36 | 0.42 | -1.36 |
| Avg | 0.31 | 0.26 | 0.31 | 0.36 | 0.31 | 0.32 | 0.05 | -0.50 | -0.80 | -1.03 | -1.23 | -1.26 | -1.24 | -1.15 | -1.18 | -1.09 | -0.88 | -0.62 | -0.36 | -0.11 | -0.01 | 0.10 | 0.16 | 0.28 | -0.37 | -- | -- |
| Max | 1.94 | 1.07 | 1.22 | 1.58 | 1.58 | 1.30 | 0.82 | 0.02 | 0.00 | 0.09 | -0.15 | -0.04 | -0.01 | -0.15 | -0.48 | -0.48 | -0.06 | 0.42 | 0.31 | 0.30 | 0.58 | 0.69 | 0.88 | 1.72 | -- | 1.94 | -- |
| Min | -0.37 | -0.51 | -0.43 | -0.37 | -0.33 | -0.29 | -0.39 | -0.94 | -1.44 | -1.82 | -2.10 | -2.12 | -2.27 | -1.99 | -1.74 | -1.68 | -1.32 | -1.28 | -1.00 | -0.48 | -0.45 | -0.54 | -0.28 | -0.31 | -- | -- | -2.27 |

-- Indicates Invalid Data

# SAROAD for Resolution, West_Plant
# "Component, Channel: Table100, DeltaTemp_C"
# Month: Aug 2012

## Hour of day

| Day | 1 | 2 | 3 | 4 | 5 | 6 | 7 | 8 | 9 | 10 | 11 | 12 | 13 | 14 | 15 | 16 | 17 | 18 | 19 | 20 | 21 | 22 | 23 | 24 | Avg | Max | Min |
|---|---|---|---|---|---|---|---|---|---|---|---|---|---|---|---|---|---|---|---|---|---|---|---|---|---|---|---|
| 1 | 0.60 | 0.81 | 1.01 | 0.75 | 0.45 | 0.70 | 0.33 | -0.53 | -1.17 | -1.09 | -0.90 | -1.09 | -1.02 | -1.16 | -1.12 | -1.01 | -1.01 | -0.87 | -0.32 | 0.14 | 0.23 | 0.95 | 1.07 | 0.76 | -0.15 | 1.07 | -1.17 |
| 2 | 1.00 | 1.46 | 1.36 | 1.69 | 1.43 | 1.08 | 0.75 | -0.62 | -0.87 | -0.77 | -0.82 | -1.20 | -1.03 | -1.44 | -1.63 | -1.06 | -0.89 | -0.61 | -0.27 | 0.26 | 0.97 | 1.50 | 1.15 | 0.87 | 0.10 | 1.69 | -1.63 |
| 3 | 1.34 | 1.11 | 1.12 | 1.26 | 0.90 | 1.27 | 1.04 | 0.10 | -0.93 | -1.18 | -1.10 | -1.67 | -1.69 | -1.32 | -0.90 | -1.35 | -1.00 | -0.89 | -0.39 | 0.10 | 0.43 | 0.82 | 0.54 | 0.14 | -0.09 | 1.34 | -1.69 |
| 4 | 0.12 | 0.12 | 0.29 | 0.67 | 0.50 | 0.31 | -0.02 | -0.71 | -1.18 | -1.09 | -1.07 | -1.72 | -1.27 | -1.09 | -1.41 | -1.63 | -1.11 | -0.71 | -0.38 | 0.01 | 0.05 | 0.19 | 0.25 | 0.20 | -0.45 | 0.67 | -1.72 |
| 5 | 0.56 | 0.64 | 0.39 | 0.21 | 0.10 | 0.06 | -0.10 | -0.34 | -0.68 | -1.08 | -0.93 | -1.81 | -1.43 | -0.84 | -1.26 | -1.04 | -1.25 | -0.74 | -0.50 | -0.16 | -0.05 | 0.19 | 0.08 | 0.00 | -0.42 | 0.64 | -1.81 |
| 6 | 0.07 | 0.21 | 0.24 | 0.32 | 0.24 | 0.60 | 0.27 | -0.67 | -0.78 | -0.98 | -1.29 | -1.91 | -2.30 | -1.95 | -1.45 | -1.27 | -0.84 | -0.52 | -0.50 | -0.19 | -0.12 | 0.01 | 0.01 | 0.21 | -0.52 | 0.60 | -2.30 |
| 7 | 0.19 | 0.46 | 0.25 | 0.32 | 0.32 | 0.91 | 0.45 | -0.69 | -1.00 | -0.99 | -0.98 | -1.40 | -1.26 | -1.33 | -0.98 | -1.06 | -0.81 | -0.59 | -0.28 | 0.05 | 0.31 | 0.52 | 0.79 | 0.71 | -0.25 | 0.91 | -1.40 |
| 8 | 0.55 | 0.35 | 0.42 | 0.68 | 0.70 | 0.21 | 0.17 | -0.70 | -0.80 | -1.17 | -1.29 | -1.17 | -1.07 | -1.15 | -1.41 | -1.47 | -0.96 | -0.34 | 0.58 | 0.43 | 0.12 | 0.08 | 0.21 | 0.15 | -0.29 | 0.70 | -1.47 |
| 9 | 0.12 | 0.08 | 0.09 | 0.08 | 0.16 | 0.18 | 0.34 | -0.23 | -1.10 | -1.01 | -1.58 | -2.04 | -1.71 | -1.76 | -1.64 | -1.53 | -1.16 | -0.81 | -0.27 | 0.47 | 0.88 | 0.80 | 0.72 | 0.39 | -0.44 | 0.88 | -2.04 |
| 10 | 0.18 | 0.19 | 0.21 | 0.24 | 0.20 | 0.20 | 0.09 | -0.48 | -1.03 | -0.94 | -1.33 | -2.10 | -1.96 | -1.89 | -1.69 | -1.42 | -1.25 | -0.71 | -0.23 | 0.20 | 0.42 | 0.36 | 0.39 | 0.49 | -0.50 | 0.49 | -2.10 |
| 11 | 0.41 | 0.57 | 0.75 | 0.85 | 1.27 | 0.55 | 0.25 | -0.54 | -0.99 | -1.02 | -1.93 | -2.02 | -2.23 | -1.99 | -1.63 | -0.82 | -0.74 | -0.73 | -0.54 | -0.20 | 0.17 | 0.31 | 0.85 | 0.74 | -0.36 | 1.27 | -2.23 |
| 12 | 1.04 | 0.94 | 0.76 | 1.21 | 0.87 | 0.49 | 0.47 | -0.30 | -0.86 | -1.35 | -1.58 | -2.14 | -2.49 | -2.72 | -2.23 | -1.43 | -0.78 | -0.64 | -0.26 | 0.07 | 0.55 | 0.30 | 0.22 | 0.28 | -0.40 | 1.21 | -2.72 |
| 13 | 0.57 | 1.08 | 0.58 | 1.02 | 1.41 | 0.67 | 0.25 | -0.51 | -0.80 | -1.10 | -1.55 | -1.98 | -1.90 | -1.56 | -1.42 | -1.26 | -1.06 | -0.86 | -0.49 | -0.10 | -0.07 | -0.06 | 0.00 | 0.02 | -0.38 | 1.41 | -1.98 |
| 14 | 0.21 | 0.34 | 0.49 | 0.24 | 0.58 | 0.60 | 0.52 | -0.48 | -1.10 | -1.46 | -1.04 | -0.82 | -1.43 | -1.35 | -1.21 | -0.84 | -0.96 | -0.60 | -0.23 | -0.12 | 0.02 | -0.12 | 0.10 | 0.34 | -0.35 | 0.60 | -1.46 |
| 15 | 0.15 | -0.06 | -0.10 | -0.18 | -0.10 | -0.06 | -0.13 | -0.53 | -0.69 | -0.74 | -0.69 | -0.75 | -0.53 | -1.26 | -1.01 | -0.92 | -0.51 | -0.41 | -0.26 | -0.10 | -0.08 | 0.01 | 0.14 | 0.24 | -0.36 | 0.24 | -1.26 |
| 16 | -0.07 | 0.06 | 0.14 | 0.10 | -0.06 | 0.03 | -0.22 | -0.37 | -0.63 | -0.82 | -1.26 | -1.10 | -0.61 | -0.62 | -0.97 | -0.94 | -0.79 | -0.61 | -0.32 | -0.32 | -0.19 | -0.21 | -0.16 | -0.23 | -0.42 | 0.14 | -1.26 |
| 17 | -0.15 | 0.02 | 0.18 | 0.27 | 0.12 | 0.08 | -0.01 | -0.07 | -0.59 | -0.49 | -0.89 | -0.79 | -0.80 | -0.58 | -0.36 | -0.28 | -0.09 | -0.05 | -0.13 | -0.01 | -0.05 | 0.05 | 0.04 | -0.39 | -0.21 | 0.27 | -0.89 |
| 18 | -0.25 | -0.33 | -0.14 | -0.28 | -0.04 | 0.11 | -0.11 | -0.22 | -0.59 | -0.91 | -1.19 | -0.82 | -0.87 | -0.97 | -1.04 | -1.04 | -0.97 | -0.58 | -0.26 | -0.11 | -0.03 | -0.04 | 0.05 | -0.20 | -0.45 | 0.11 | -1.19 |
| 19 | -0.12 | 0.02 | 0.13 | 0.01 | 0.25 | 0.23 | 0.00 | -0.61 | -0.83 | -1.71 | -1.05 | -1.45 | -1.35 | -1.63 | -1.25 | -1.32 | -1.03 | -0.71 | -0.45 | -0.25 | -0.27 | -0.23 | -0.12 | -0.06 | -0.58 | 0.25 | -1.71 |
| 20 | -0.04 | 0.22 | 0.25 | 0.23 | 0.19 | 0.36 | 0.23 | -0.49 | -0.63 | -0.96 | -0.97 | -1.48 | -1.57 | -1.59 | -1.11 | -1.33 | -0.81 | -1.20 | -0.51 | -0.41 | -0.16 | -0.08 | 0.00 | -0.15 | -0.50 | 0.36 | -1.59 |
| 21 | -0.27 | -0.34 | -0.28 | -0.28 | -0.23 | -0.19 | -0.23 | -0.49 | -0.70 | -1.20 | -1.46 | -1.23 | -1.08 | -1.02 | -1.15 | -1.05 | -0.84 | -0.55 | -0.06 | 0.47 | 0.28 | 0.13 | -0.12 | -0.11 | -0.50 | 0.47 | -1.46 |
| 22 | 0.21 | 0.12 | 0.08 | 0.26 | 0.32 | 0.26 | 0.12 | -0.60 | -0.69 | -0.50 | -0.48 | -0.72 | -0.93 | -0.75 | -0.82 | -0.53 | -0.70 | -0.74 | -0.36 | -0.16 | -0.14 | 0.00 | -0.03 | 0.00 | -0.28 | 0.32 | -0.93 |
| 23 | 0.00 | 0.08 | 0.20 | 0.23 | 0.05 | -0.01 | -0.17 | 0.01 | -0.49 | -0.85 | -0.34 | -0.39 | -0.89 | -0.77 | -0.68 | -0.53 | -0.50 | -0.36 | 0.02 | 0.35 | 1.25 | 0.92 | 0.50 | 0.73 | -0.07 | 1.25 | -0.89 |
| 24 | 0.58 | 0.71 | 0.64 | 0.58 | 1.15 | 0.97 | 0.38 | -0.04 | -0.09 | -0.43 | -0.46 | -0.82 | -0.74 | -1.06 | -0.83 | -0.48 | -0.70 | -0.40 | -0.08 | 0.13 | 0.36 | 0.58 | 0.52 | 0.90 | 0.06 | 1.15 | -1.06 |
| 25 | 1.45 | 1.29 | 1.23 | 0.95 | 1.33 | 0.85 | 0.81 | -0.40 | -0.96 | -0.72 | -0.69 | -1.37 | -0.99 | -1.40 | -1.39 | -1.16 | -0.97 | -0.54 | -0.24 | 0.05 | 0.47 | 1.45 | 0.64 | 0.63 | 0.01 | 1.45 | -1.40 |
| 26 | 1.18 | 1.11 | 0.77 | 0.88 | 0.81 | 0.74 | 0.70 | -0.46 | -0.94 | -1.17 | -1.27 | -1.04 | -1.10 | -1.15 | -1.01 | -1.08 | -0.82 | -0.58 | -0.25 | -0.02 | 0.08 | 0.02 | 0.10 | 0.09 | -0.18 | 1.18 | -1.27 |
| 27 | -0.03 | 0.03 | 0.31 | 0.29 | 0.09 | 0.16 | 0.14 | -0.27 | -0.71 | -1.16 | -1.23 | -1.33 | -2.01 | -2.00 | -1.80 | -1.74 | -1.16 | -0.66 | -0.31 | 0.23 | 0.25 | 0.25 | 0.48 | 0.64 | -0.48 | 0.64 | -2.01 |
| 28 | 0.24 | 0.09 | 0.12 | 0.06 | 0.11 | 0.12 | 0.09 | -0.51 | -0.91 | -1.25 | -1.60 | -1.92 | -2.41 | -1.84 | -1.85 | -1.60 | -1.08 | -0.69 | -0.17 | 0.30 | 0.38 | 0.28 | 0.17 | 0.13 | -0.57 | 0.38 | -2.41 |
| 29 | 0.21 | 0.14 | 0.14 | 0.31 | 0.60 | 0.67 | 0.36 | -0.54 | -0.78 | -1.12 | -1.30 | -1.67 | -1.90 | -2.10 | -1.54 | -1.22 | -1.09 | -0.83 | -0.14 | 0.03 | 0.23 | 0.22 | 0.49 | 0.53 | -0.43 | 0.67 | -2.10 |
| 30 | 0.19 | 0.07 | -0.08 | 0.04 | 0.15 | 0.21 | 0.16 | -0.77 | -0.82 | -1.09 | -1.27 | -1.12 | -1.01 | -1.34 | -1.09 | -1.21 | -1.11 | -0.81 | -0.24 | -0.08 | -0.10 | -0.25 | -0.38 | -0.24 | -0.51 | 0.21 | -1.34 |
| 31 | 0.00 | 0.06 | -0.11 | -0.02 | -0.07 | -0.08 | -0.35 | -0.56 | -1.04 | -1.47 | -0.87 | -1.14 | -1.26 | -1.19 | -1.30 | -0.97 | -0.94 | -0.66 | -0.31 | -0.09 | -0.03 | -0.04 | 0.34 | 0.19 | -0.50 | 0.34 | -1.47 |
| Avg | 0.33 | 0.38 | 0.37 | 0.42 | 0.44 | 0.40 | 0.21 | -0.44 | -0.82 | -1.03 | -1.11 | -1.36 | -1.38 | -1.38 | -1.26 | -1.12 | -0.90 | -0.65 | -0.26 | 0.03 | 0.20 | 0.29 | 0.29 | 0.26 | -0.34 | -- | -- |
| Max | 1.45 | 1.46 | 1.36 | 1.69 | 1.43 | 1.27 | 1.04 | 0.10 | -0.09 | -0.43 | -0.34 | -0.39 | -0.53 | -0.58 | -0.36 | -0.28 | -0.09 | -0.05 | 0.58 | 0.47 | 1.25 | 1.50 | 1.15 | 0.90 | -- | 1.69 | -- |
| Min | -0.27 | -0.34 | -0.28 | -0.28 | -0.23 | -0.19 | -0.35 | -0.77 | -1.18 | -1.71 | -1.93 | -2.14 | -2.49 | -2.72 | -2.23 | -1.74 | -1.25 | -1.20 | -0.54 | -0.41 | -0.27 | -0.25 | -0.38 | -0.39 | -- | -- | -2.72 |

## SAROAD for Resolution, West_Plant
## "Component, Channel: Table100, DeltaTemp_C"
## Month: Sep 2012

### Hour of day

| Day | 1 | 2 | 3 | 4 | 5 | 6 | 7 | 8 | 9 | 10 | 11 | 12 | 13 | 14 | 15 | 16 | 17 | 18 | 19 | 20 | 21 | 22 | 23 | 24 | Avg | Max | Min |
|---|---|---|---|---|---|---|---|---|---|---|---|---|---|---|---|---|---|---|---|---|---|---|---|---|---|---|---|
| 1 | 0.56 | 0.60 | 0.45 | 0.50 | 0.52 | 0.40 | 0.31 | -0.80 | -1.13 | -1.39 | -1.21 | -1.34 | -1.12 | -0.95 | -1.20 | -0.95 | -1.00 | -0.53 | -0.26 | -0.10 | 0.07 | 0.28 | 0.09 | 0.17 | -0.33 | 0.60 | -1.39 |
| 2 | 0.28 | 0.61 | 0.59 | 0.38 | 0.23 | 0.20 | -0.06 | -0.90 | -0.80 | -0.86 | -0.95 | -1.00 | -1.48 | -1.61 | -1.55 | -1.25 | -1.05 | -0.73 | -0.34 | -0.17 | -0.30 | -0.30 | -0.20 | -0.23 | -0.48 | 0.61 | -1.61 |
| 3 | -0.16 | 0.06 | 0.05 | 0.09 | 0.14 | -0.06 | -0.15 | -0.56 | -0.66 | -0.96 | -1.19 | -1.42 | -1.26 | -1.65 | -1.11 | -1.05 | -0.89 | -0.57 | -0.29 | -0.12 | -0.04 | 0.15 | 0.27 | -0.10 | -0.48 | 0.27 | -1.65 |
| 4 | -0.23 | -0.33 | -0.41 | -0.35 | -0.19 | -0.29 | -0.35 | -0.65 | -0.97 | -0.77 | -0.86 | -1.27 | -1.66 | -1.00 | -0.96 | -0.81 | -0.71 | -0.60 | -0.28 | -0.11 | -0.06 | -0.05 | -0.09 | -0.12 | -0.55 | -0.05 | -1.66 |
| 5 | -0.19 | -0.14 | -0.12 | -0.17 | -0.05 | -0.10 | -0.08 | -0.65 | -0.77 | -0.97 | -1.09 | -1.23 | -1.43 | -1.28 | -1.08 | -0.96 | -0.79 | -0.52 | -0.23 | -0.01 | 0.06 | 0.20 | 0.10 | 0.07 | -0.48 | 0.20 | -1.43 |
| 6 | -0.03 | 0.05 | -0.08 | -0.19 | -0.04 | -0.18 | -0.08 | -0.68 | -0.82 | -1.02 | -0.79 | -0.98 | -1.13 | -1.27 | -1.00 | -1.24 | -0.74 | -0.69 | -0.25 | -0.01 | -0.14 | -0.30 | -0.12 | -0.16 | -0.50 | 0.05 | -1.27 |
| 7 | -0.08 | -0.05 | -0.01 | -0.16 | 0.06 | -0.12 | -0.14 | -0.20 | -0.22 | -0.23 | -0.24 | -0.30 | -0.34 | -0.61 | -0.67 | -0.52 | -0.52 | -0.36 | -0.26 | -0.21 | -0.27 | -0.19 | -0.22 | -0.20 | -0.25 | 0.06 | -0.67 |
| 8 | -0.22 | -0.12 | 0.04 | 0.18 | 0.20 | 0.25 | 0.17 | -0.02 | -0.28 | -0.13 | -0.14 | -0.32 | -0.50 | -0.78 | -0.78 | -0.69 | -0.42 | -0.20 | -0.09 | -0.07 | -0.05 | -0.06 | -0.06 | -0.05 | -0.17 | 0.25 | -0.78 |
| 9 | -0.03 | 0.05 | 0.01 | 0.02 | 0.03 | 0.00 | -0.03 | -0.07 | -0.09 | 0.08 | 0.15 | 0.19 | 0.30 | 0.11 | -0.11 | -0.38 | -0.18 | 0.12 | 0.16 | 0.20 | 0.33 | 0.24 | 0.24 | 0.56 | 0.08 | 0.56 | -0.38 |
| 10 | 0.92 | 0.70 | 0.74 | 0.64 | 0.64 | 0.40 | 0.45 | 0.67 | 0.37 | 0.31 | -0.12 | -0.28 | -0.85 | -1.14 | -0.95 | -0.97 | -0.91 | -0.38 | 0.01 | 0.08 | 0.08 | -0.03 | -0.08 | -0.15 | 0.01 | 0.92 | -1.14 |
| 11 | 0.03 | 0.00 | 0.12 | 0.01 | 0.07 | 0.15 | 0.12 | -0.30 | -0.34 | -0.64 | -0.61 | -0.87 | -0.49 | -0.47 | -0.44 | -0.40 | -0.44 | -0.57 | -0.34 | -0.08 | -0.09 | -0.09 | -0.18 | -0.32 | -0.26 | 0.15 | -0.87 |
| 12 | -0.19 | -0.06 | 0.20 | 0.18 | -0.13 | -0.08 | -0.29 | -0.46 | -0.47 | -0.74 | -1.02 | -1.40 | -1.04 | -1.24 | -1.03 | -1.12 | -0.77 | -0.40 | -0.11 | 0.02 | 0.07 | 0.16 | 0.25 | 0.26 | -0.39 | 0.26 | -1.40 |
| 13 | 0.27 | 0.40 | 0.55 | 0.59 | 0.49 | 0.75 | 0.50 | -0.09 | -0.67 | -1.16 | -1.30 | -1.41 | -1.46 | -1.70 | -1.19 | -1.12 | -0.94 | -0.66 | -0.27 | -0.14 | -0.02 | -0.03 | -0.01 | 0.03 | -0.36 | 0.75 | -1.70 |
| 14 | 0.03 | 0.05 | 0.03 | 0.03 | 0.01 | 0.03 | 0.01 | -0.27 | -0.70 | -1.04 | -1.13 | -1.40 | -1.25 | -1.36 | -1.26 | -1.04 | -0.71 | -0.44 | -0.09 | 0.07 | 0.10 | 0.17 | 0.14 | 0.06 | -0.42 | 0.17 | -1.40 |
| 15 | 0.06 | 0.06 | 0.08 | 0.11 | 0.14 | 0.16 | 0.11 | -0.30 | -0.82 | -1.04 | -1.96 | -1.82 | -1.46 | -1.91 | -1.63 | -1.53 | -1.38 | -0.71 | -0.17 | 0.61 | 0.68 | 0.74 | 0.79 | 1.10 | -0.42 | 1.10 | -1.96 |
| 16 | 1.69 | 1.10 | 1.81 | 1.48 | 1.63 | 1.56 | 1.46 | -0.08 | -0.87 | -1.00 | -0.97 | -0.96 | -1.20 | -1.05 | -0.83 | -1.00 | -0.69 | -0.40 | 0.02 | 0.31 | 0.84 | 1.64 | 1.62 | 1.48 | 0.32 | 1.81 | -1.20 |
| 17 | 1.33 | 0.99 | 1.53 | 1.75 | 1.79 | 1.76 | 0.97 | -0.21 | -1.02 | -1.29 | -0.86 | -1.14 | -1.19 | -1.66 | -1.19 | -0.86 | -0.73 | -0.32 | 0.00 | 0.17 | 0.28 | 0.67 | 0.73 | 0.82 | 0.10 | 1.79 | -1.66 |
| 18 | 1.18 | 1.46 | 1.32 | 1.06 | 1.39 | 1.29 | 1.11 | -0.03 | -0.75 | -0.97 | -1.27 | -1.32 | -1.90 | -1.57 | -1.11 | -1.35 | -1.13 | -0.26 | 0.07 | 0.47 | 1.09 | 1.38 | 1.81 | 1.25 | 0.13 | 1.81 | -1.90 |
| 19 | 1.21 | 1.42 | 1.61 | 1.73 | 0.50 | 0.39 | 0.35 | 0.23 | -0.82 | -1.27 | -1.31 | -1.39 | -1.84 | -2.08 | -1.83 | -1.35 | -0.84 | -0.33 | 0.41 | 0.50 | 1.54 | 1.74 | 1.64 | 1.92 | 0.09 | 1.92 | -2.08 |
| 20 | 2.07 | 1.49 | 1.47 | 1.37 | 1.58 | 1.91 | 1.20 | 0.16 | -0.62 | -0.77 | -0.92 | -1.71 | -1.25 | -1.15 | -1.29 | -0.69 | -0.51 | -0.17 | 0.16 | 0.45 | 0.98 | 0.68 | 1.53 | 1.72 | 0.32 | 2.07 | -1.71 |
| 21 | 1.61 | 1.93 | 1.71 | 2.40 | 1.57 | 1.93 | 1.49 | 0.62 | -0.87 | -0.70 | -0.68 | -0.75 | -1.16 | -1.10 | -1.02 | -0.94 | -0.47 | -0.15 | 0.17 | 0.47 | 0.94 | 0.80 | 1.51 | 1.41 | 0.45 | 2.40 | -1.16 |
| 22 | 1.93 | 2.02 | 1.69 | 1.60 | 0.79 | 0.64 | 0.77 | -0.07 | -0.78 | -1.19 | -0.95 | -1.69 | -1.47 | -1.73 | -1.60 | -0.96 | -0.35 | -0.19 | 0.12 | 0.62 | 0.59 | 1.13 | 1.15 | 1.25 | 0.14 | 2.02 | -1.73 |
| 23 | 1.04 | 0.88 | 0.48 | 0.79 | 0.57 | 0.40 | 0.35 | -0.12 | -0.62 | -0.75 | -1.14 | -1.76 | -2.08 | -1.27 | -1.46 | -0.71 | -0.68 | -0.23 | 0.14 | 0.88 | 1.62 | 1.82 | 1.76 | 1.30 | 0.05 | 1.82 | -2.08 |
| 24 | 1.60 | 1.80 | 2.10 | 1.97 | 1.22 | 0.85 | 0.97 | 0.11 | -0.65 | -0.69 | -1.02 | -1.38 | -1.07 | -0.86 | -1.26 | -0.71 | -0.65 | -0.15 | 0.17 | 0.81 | 1.52 | 1.84 | 1.76 | 1.82 | 0.42 | 2.10 | -1.38 |
| 25 | 1.75 | 1.65 | 1.59 | 1.79 | 0.95 | 0.49 | 0.51 | -0.32 | -1.16 | -1.82 | -1.74 | -1.12 | -1.27 | -1.08 | -1.03 | -1.06 | -0.82 | -0.43 | 0.00 | 0.31 | 0.52 | 0.43 | 0.61 | 0.60 | -0.03 | 1.79 | -1.82 |
| 26 | 0.77 | 1.43 | 1.02 | 1.55 | 1.18 | 1.07 | 0.94 | -0.26 | -0.92 | -1.08 | -2.03 | -1.75 | -1.66 | -1.72 | -1.81 | -1.12 | -0.63 | -0.30 | 0.15 | 0.19 | 0.36 | 0.38 | 0.53 | 0.79 | -0.12 | 1.55 | -2.03 |
| 27 | 1.22 | 1.34 | 1.67 | 1.52 | 1.27 | 1.49 | 1.12 | 0.17 | -0.86 | -1.15 | -1.40 | -1.64 | -1.07 | -1.03 | -0.88 | -1.15 | -0.87 | -0.19 | 0.09 | 0.10 | 0.37 | 0.60 | 0.61 | 1.05 | 0.10 | 1.67 | -1.64 |
| 28 | 1.15 | 0.97 | 0.47 | 1.06 | 1.10 | 0.99 | 1.06 | 0.23 | -0.49 | -0.73 | -0.87 | -0.91 | -1.34 | -1.21 | -1.12 | -1.64 | -1.01 | -0.39 | 0.02 | 0.09 | -0.02 | -0.05 | -0.03 | -0.01 | -0.11 | 1.15 | -1.64 |
| 29 | -0.02 | 0.02 | 0.02 | 0.05 | 0.05 | 0.05 | 0.05 | -0.25 | -0.67 | -1.14 | -1.28 | -1.69 | -1.24 | -1.59 | -1.01 | -0.91 | -0.66 | -0.40 | -0.03 | 0.21 | 1.08 | 1.23 | 1.04 | 1.20 | -0.25 | 1.23 | -1.69 |
| 30 | 1.29 | 1.88 | 1.23 | 1.83 | 0.91 | 0.63 | 0.78 | 0.44 | -0.75 | -1.14 | -1.46 | -1.46 | -1.32 | -1.28 | -1.00 | -0.82 | -0.62 | -0.30 | 0.00 | 0.40 | 0.52 | 0.72 | 0.43 | 0.41 | 0.06 | 1.88 | -1.46 |
| Avg | 0.70 | 0.74 | 0.73 | 0.79 | 0.62 | 0.56 | 0.45 | -0.16 | -0.67 | -0.87 | -1.01 | -1.18 | -1.21 | -1.24 | -1.11 | -0.98 | -0.74 | -0.38 | -0.04 | 0.20 | 0.42 | 0.53 | 0.59 | 0.60 | -0.11 | -- | -- |
| Max | 2.07 | 2.02 | 2.10 | 2.40 | 1.79 | 1.93 | 1.49 | 0.67 | 0.37 | 0.31 | 0.15 | 0.19 | 0.30 | 0.11 | -0.11 | -0.38 | -0.18 | 0.12 | 0.41 | 0.88 | 1.62 | 1.84 | 1.81 | 1.92 | -- | 2.40 | -- |
| Min | -0.23 | -0.33 | -0.41 | -0.35 | -0.19 | -0.29 | -0.35 | -0.90 | -1.16 | -1.82 | -2.03 | -1.82 | -2.08 | -2.08 | -1.83 | -1.64 | -1.38 | -0.73 | -0.34 | -0.21 | -0.30 | -0.30 | -0.22 | -0.32 | -- | -- | -2.08 |

# SAROAD for Resolution, West_Plant
# "Component, Channel: Table100, Temp_2m_C"
# Month: Jul 2012

## Hour of day

| Day | 1 | 2 | 3 | 4 | 5 | 6 | 7 | 8 | 9 | 10 | 11 | 12 | 13 | 14 | 15 | 16 | 17 | 18 | 19 | 20 | 21 | 22 | 23 | 24 | Avg | Max | Min |
|---|---|---|---|---|---|---|---|---|---|---|---|---|---|---|---|---|---|---|---|---|---|---|---|---|---|---|---|
| 1 | 32.0 | 31.9 | 29.3 | 29.5 | 29.7 | 30.2 | 29.8 | 30.4 | 32.0 | 33.9 | 34.5 | 35.2 | 36.8 | 37.6 | 37.8 | 37.9 | 37.9 | 37.5 | 36.6 | 34.8 | 34.1 | 33.9 | 31.9 | 30.9 | 33.6 | 37.9 | 29.3 |
| 2 | 30.5 | 30.2 | 30.4 | 29.3 | 29.9 | 28.0 | 29.0 | 31.2 | 32.6 | 33.0 | 33.5 | 35.4 | 35.9 | 36.8 | 36.6 | 36.9 | 36.6 | 36.2 | 35.4 | 34.2 | 33.3 | 32.7 | 32.1 | 31.1 | 33.0 | 36.9 | 28.0 |
| 3 | 29.7 | 29.4 | 28.8 | 27.9 | 26.9 | 26.4 | 26.9 | 27.6 | 29.1 | 29.9 | 31.2 | 31.6 | 32.0 | 32.4 | 32.7 | 33.0 | 33.1 | 32.7 | 31.6 | 31.0 | 30.5 | 30.3 | 29.7 | 28.1 | 30.1 | 33.1 | 26.4 |
| 4 | 26.3 | 25.1 | 24.8 | 24.9 | 24.6 | 24.0 | 24.2 | 24.7 | 25.9 | 27.3 | 26.7 | 22.3 | 22.0 | 23.1 | 24.9 | 24.7 | 23.2 | 22.3 | 22.5 | 22.5 | 22.4 | 21.6 | 21.4 | 21.0 | 23.9 | 27.3 | 21.0 |
| 5 | 21.9 | 21.5 | 21.6 | 21.8 | 20.6 | 21.1 | 21.3 | 23.8 | 25.7 | 27.4 | 28.7 | 29.5 | 30.3 | 31.4 | 32.3 | 32.4 | 32.4 | 32.0 | 31.3 | 30.3 | 29.3 | 28.7 | 28.3 | 27.8 | 27.1 | 32.4 | 20.6 |
| 6 | 26.5 | 26.2 | 26.1 | 25.4 | 25.9 | 25.2 | 25.8 | 27.6 | 28.7 | 30.1 | 31.2 | 32.9 | 33.4 | 33.9 | 34.8 | 35.1 | 35.4 | 34.9 | 33.6 | 32.5 | 31.6 | 31.1 | 30.2 | 29.5 | 30.3 | 35.4 | 25.2 |
| 7 | 29.0 | 30.0 | 28.9 | 28.1 | 27.1 | 27.0 | 27.7 | 29.2 | 30.8 | 32.5 | 33.8 | 35.6 | 36.2 | 36.4 | 37.0 | 37.1 | 37.2 | 37.2 | 36.2 | 34.9 | 34.0 | 33.5 | 32.8 | 31.9 | 32.7 | 37.2 | 27.0 |
| 8 | 30.6 | 29.5 | 28.9 | 28.7 | 28.3 | 28.1 | 28.5 | 30.2 | 31.2 | 31.9 | 34.0 | 35.9 | 36.9 | 36.5 | 37.7 | 38.1 | 38.2 | 37.6 | 36.8 | 34.6 | 32.3 | 33.1 | 32.6 | 32.2 | 33.0 | 38.2 | 28.1 |
| 9 | 31.6 | 31.4 | 31.2 | 31.2 | 30.3 | 30.0 | 30.4 | 32.2 | 33.0 | 33.7 | 35.3 | 36.3 | 36.9 | 37.8 | 38.1 | 38.8 | 37.2 | 36.2 | 36.4 | 35.7 | 35.2 | 34.5 | 34.4 | 33.0 | 34.2 | 38.8 | 30.0 |
| 10 | 31.8 | 31.0 | 30.9 | 31.3 | 30.8 | 30.1 | 29.9 | 30.9 | 32.9 | 34.5 | 35.7 | 36.5 | 37.8 | -- | -- | 38.5 | 38.1 | 36.4 | 36.7 | 35.6 | 34.9 | 30.1 | 27.7 | 29.5 | 33.3 | 38.5 | 27.7 |
| 11 | 30.8 | 30.9 | 30.6 | 30.0 | 29.7 | 29.0 | 29.2 | 30.3 | 31.8 | 33.1 | 34.5 | 35.3 | 36.8 | 37.0 | 37.8 | 37.8 | 38.2 | 38.0 | 36.9 | 34.7 | 32.6 | 32.2 | 31.6 | 29.8 | 33.3 | 38.2 | 29.0 |
| 12 | 29.5 | 28.7 | 26.9 | 26.1 | 25.5 | 25.5 | 26.5 | 29.1 | 30.6 | 32.0 | 33.0 | 33.5 | 33.9 | 35.1 | 37.3 | 36.6 | 36.4 | 36.6 | 35.8 | 34.7 | 30.9 | 28.5 | 27.6 | 27.2 | 31.1 | 37.3 | 25.5 |
| 13 | 27.3 | 27.2 | 26.8 | 26.2 | 25.6 | 25.1 | 25.6 | 27.0 | 28.9 | 29.2 | 29.5 | 29.2 | 27.9 | 30.5 | 30.8 | 31.6 | 32.4 | 30.9 | 30.2 | 29.8 | 29.1 | 28.7 | 28.4 | 28.1 | 28.6 | 32.4 | 25.1 |
| 14 | 27.6 | 26.1 | 25.4 | 25.3 | 25.8 | 25.9 | 25.2 | 25.2 | 26.8 | 26.9 | 27.5 | 28.4 | 28.5 | 29.4 | 31.2 | 30.6 | 26.0 | 24.1 | 24.3 | 26.0 | 25.5 | 25.2 | 24.7 | 24.8 | 26.5 | 31.2 | 24.1 |
| 15 | 25.2 | 25.2 | 25.6 | 24.6 | 24.2 | 24.0 | 24.5 | 25.3 | 28.1 | 29.0 | 30.3 | 29.2 | 29.1 | 30.5 | 32.8 | 33.4 | 32.7 | 30.6 | 29.9 | 25.7 | 25.3 | 26.3 | 26.6 | 25.8 | 27.7 | 33.4 | 24.0 |
| 16 | 25.7 | 25.7 | 25.8 | 25.5 | 25.4 | 25.0 | 25.4 | 26.8 | 29.2 | 30.4 | 31.2 | 32.5 | 32.7 | 33.1 | 33.5 | 33.6 | 33.6 | 33.6 | 32.7 | 31.7 | 31.2 | 30.3 | 29.9 | 29.4 | 29.7 | 33.6 | 25.0 |
| 17 | 28.9 | 28.1 | 27.6 | 27.2 | 26.4 | 25.7 | 26.0 | 27.5 | 28.8 | 29.9 | 31.6 | 32.2 | 32.8 | 33.0 | 33.5 | 33.9 | 33.8 | 33.8 | 33.0 | 31.8 | 30.9 | 30.1 | 29.2 | 28.2 | 30.2 | 33.9 | 25.7 |
| 18 | 28.0 | 27.2 | 26.4 | 26.0 | 25.6 | 25.3 | 26.1 | 28.7 | 30.7 | 32.1 | 33.3 | 34.4 | 35.1 | 35.7 | 35.9 | 35.9 | 35.9 | 35.5 | 34.6 | 33.3 | 32.1 | 31.3 | 30.9 | 30.5 | 31.3 | 35.9 | 25.3 |
| 19 | 30.3 | 30.0 | 29.0 | 28.4 | 28.3 | 28.0 | 28.1 | 29.6 | 31.2 | 33.6 | 34.3 | 34.1 | 34.4 | 35.3 | 35.9 | 36.7 | 36.4 | 35.7 | 34.7 | 33.5 | 32.4 | 31.7 | 31.5 | 31.3 | 32.3 | 36.7 | 28.0 |
| 20 | 30.6 | 30.2 | 29.6 | 29.0 | 29.3 | 28.9 | 28.4 | 30.0 | 32.4 | 34.5 | 35.7 | 36.6 | 35.0 | 29.2 | 29.5 | 34.6 | 28.6 | 27.9 | 28.3 | 27.1 | 27.1 | 27.8 | 27.2 | 26.9 | 30.2 | 36.6 | 26.9 |
| 21 | 26.7 | 26.6 | 26.9 | 26.5 | 27.9 | 28.0 | 27.8 | 28.9 | 29.3 | 30.8 | 32.2 | 33.8 | 35.2 | 35.8 | 35.9 | 36.1 | 26.8 | 25.6 | 25.8 | 27.2 | 26.8 | 26.2 | 25.8 | 25.9 | 29.1 | 36.1 | 25.6 |
| 22 | 26.0 | 25.5 | 25.4 | 25.5 | 25.9 | 24.5 | 25.0 | 25.8 | 28.1 | 30.8 | 32.4 | 33.5 | 35.0 | 33.6 | 29.7 | 28.5 | 30.0 | 31.1 | 30.4 | 28.5 | 28.2 | 27.8 | 27.8 | 27.1 | 28.6 | 35.0 | 24.5 |
| 23 | 27.3 | 26.8 | 26.8 | 25.7 | 25.6 | 25.7 | 26.5 | 28.2 | 29.1 | 31.4 | 32.1 | 32.1 | 33.8 | 35.2 | 35.3 | 35.8 | 34.8 | 31.2 | 30.3 | 28.7 | 28.5 | 29.2 | 29.6 | 28.3 | 29.9 | 35.8 | 25.6 |
| 24 | 27.9 | 27.7 | 25.4 | 25.4 | 24.9 | 24.5 | 24.0 | 24.1 | 24.7 | 25.0 | 25.0 | 24.9 | 24.1 | 25.0 | 27.0 | 28.6 | 30.6 | 31.0 | 29.8 | 28.5 | 27.4 | 27.2 | 26.6 | 26.4 | 26.5 | 31.0 | 24.0 |
| 25 | 26.3 | 26.3 | 26.2 | 26.1 | 26.1 | 25.1 | 25.4 | 27.6 | 28.7 | 30.7 | 31.7 | 32.4 | 33.2 | 33.5 | 34.4 | 35.0 | 35.2 | 34.6 | 34.0 | 33.0 | 32.3 | 31.6 | 30.9 | 30.2 | 30.4 | 35.2 | 25.1 |
| 26 | 29.6 | 28.9 | 28.5 | 27.6 | 26.6 | 26.6 | 26.8 | 28.3 | 30.1 | 30.8 | 32.2 | 32.9 | 33.7 | 34.9 | 35.2 | 35.8 | 35.9 | 35.6 | 35.2 | 33.9 | 32.5 | 31.7 | 30.7 | 30.2 | 31.4 | 35.9 | 26.6 |
| 27 | 30.1 | 29.9 | 29.4 | 29.5 | 29.7 | 29.6 | 28.7 | 29.6 | 30.1 | 31.8 | 33.4 | 33.1 | 33.8 | 35.0 | 35.4 | 36.9 | 36.3 | 36.2 | 35.8 | 33.3 | 34.0 | 32.6 | 31.6 | 31.0 | 32.4 | 36.9 | 28.7 |
| 28 | 30.4 | 30.0 | 29.0 | 28.4 | 27.8 | 28.1 | 28.2 | 28.6 | 28.8 | 30.0 | 31.1 | 32.3 | 33.5 | 34.0 | 34.9 | 31.6 | 26.1 | 23.9 | 23.2 | 22.9 | 23.1 | 23.7 | 24.5 | 24.7 | 28.3 | 34.9 | 22.9 |
| 29 | 24.6 | 24.6 | 25.5 | 24.6 | 24.3 | 24.2 | 24.0 | 24.8 | 26.7 | 29.8 | 31.5 | 32.6 | 33.7 | 34.6 | 35.0 | 30.2 | 26.0 | 24.8 | 21.8 | 22.3 | 22.8 | 22.8 | 23.1 | 23.4 | 26.6 | 35.0 | 21.8 |
| 30 | 23.2 | 23.1 | 23.4 | 23.4 | 23.6 | 23.7 | 23.4 | 25.3 | 27.0 | 28.2 | 29.7 | 31.4 | 32.2 | 31.2 | 31.4 | 31.8 | 32.4 | 31.7 | 31.1 | 29.9 | 28.8 | 27.7 | 27.1 | 26.4 | 27.8 | 32.4 | 23.1 |
| 31 | 25.6 | 21.7 | 22.5 | 23.6 | 22.7 | 24.0 | 23.9 | 24.7 | 27.2 | 28.9 | 29.5 | 30.3 | 31.5 | 32.6 | 32.3 | 33.1 | 32.9 | 32.7 | 31.6 | 29.7 | 28.5 | 27.8 | 27.4 | 26.8 | 28.0 | 33.1 | 21.7 |
| Avg | 28.1 | 27.6 | 27.2 | 26.9 | 26.6 | 26.3 | 26.5 | 27.8 | 29.4 | 30.7 | 31.8 | 32.5 | 33.0 | 33.3 | 33.9 | 34.2 | 33.2 | 32.5 | 31.8 | 30.7 | 29.9 | 29.4 | 28.8 | 28.3 | 30.0 | -- | -- |
| Max | 32.0 | 31.9 | 31.2 | 31.3 | 30.8 | 30.2 | 30.4 | 32.2 | 33.0 | 34.5 | 35.7 | 36.6 | 37.8 | 37.8 | 38.1 | 38.8 | 38.2 | 38.0 | 36.9 | 35.7 | 35.2 | 34.5 | 34.4 | 33.0 | -- | 38.8 | -- |
| Min | 21.9 | 21.5 | 21.6 | 21.8 | 20.6 | 21.1 | 21.3 | 23.8 | 24.7 | 25.0 | 25.0 | 22.3 | 22.0 | 23.1 | 24.9 | 24.7 | 23.2 | 22.3 | 21.8 | 22.3 | 22.4 | 21.6 | 21.4 | 21.0 | -- | -- | 20.6 |

-- Indicates Invalid Data

## SAROAD for Resolution, West_Plant
## "Component, Channel: Table100, Temp_2m_C"
## Month: Aug 2012

### Hour of day

| Day | 1 | 2 | 3 | 4 | 5 | 6 | 7 | 8 | 9 | 10 | 11 | 12 | 13 | 14 | 15 | 16 | 17 | 18 | 19 | 20 | 21 | 22 | 23 | 24 | Avg | Max | Min |
|---|---|---|---|---|---|---|---|---|---|---|---|---|---|---|---|---|---|---|---|---|---|---|---|---|---|---|---|
| 1 | 26.1 | 25.7 | 25.2 | 24.7 | 24.7 | 24.1 | 24.7 | 26.2 | 28.5 | 29.9 | 30.4 | 31.4 | 32.2 | 32.9 | 33.3 | 33.4 | 33.6 | 33.4 | 32.4 | 31.2 | 30.6 | 29.5 | 28.6 | 27.8 | 29.2 | 33.6 | 24.1 |
| 2 | 27.1 | 26.5 | 26.1 | 26.1 | 25.8 | 25.4 | 25.9 | 29.1 | 30.9 | 32.2 | 33.1 | 34.0 | 34.6 | 35.5 | 36.0 | 35.6 | 35.4 | 34.9 | 34.1 | 32.8 | 31.4 | 30.4 | 29.8 | 29.1 | 30.9 | 36.0 | 25.4 |
| 3 | 28.8 | 27.9 | 27.2 | 27.2 | 26.7 | 26.0 | 26.0 | 27.6 | 30.1 | 31.9 | 32.9 | 34.7 | 35.9 | 36.3 | 36.0 | 36.9 | 36.4 | 36.2 | 35.3 | 33.9 | 33.1 | 31.8 | 31.6 | 31.7 | 31.8 | 36.9 | 26.0 |
| 4 | 30.8 | 30.3 | 28.9 | 28.0 | 27.5 | 28.2 | 27.8 | 29.9 | 32.1 | 33.1 | 34.4 | 36.3 | 36.6 | 36.9 | 38.0 | 38.3 | 37.8 | 37.1 | 36.3 | 35.1 | 34.7 | 34.1 | 33.5 | 32.4 | 33.3 | 38.3 | 27.5 |
| 5 | 31.6 | 30.4 | 30.2 | 30.3 | 29.8 | 29.4 | 28.8 | 28.4 | 30.1 | 31.3 | 32.9 | 35.7 | 35.0 | 34.6 | 35.8 | 36.5 | 37.4 | 36.9 | 36.3 | 34.9 | 33.9 | 31.2 | 28.2 | 28.2 | 32.4 | 37.4 | 28.2 |
| 6 | 28.9 | 30.0 | 28.3 | 27.7 | 27.6 | 27.8 | 27.7 | 28.9 | 30.7 | 33.7 | 35.5 | 37.5 | 38.8 | 39.0 | 38.6 | 38.3 | 37.7 | 37.2 | 35.9 | 35.1 | 33.4 | 33.8 | 32.5 | 31.6 | 33.2 | 39.0 | 27.6 |
| 7 | 31.4 | 30.7 | 29.4 | 29.3 | 28.0 | 27.4 | 28.1 | 29.2 | 32.2 | 34.3 | 35.2 | 36.7 | 37.4 | 38.1 | 38.1 | 38.7 | 38.8 | 38.5 | 37.9 | 36.8 | 36.0 | 35.2 | 34.1 | 33.8 | 34.0 | 38.8 | 27.4 |
| 8 | 33.5 | 32.4 | 32.5 | 31.2 | 30.7 | 29.9 | 29.9 | 31.7 | 33.1 | 35.0 | 37.2 | 38.5 | 39.0 | 39.6 | 40.2 | 40.5 | 40.1 | 35.6 | 31.1 | 31.8 | 31.7 | 32.1 | 31.6 | 31.8 | 34.2 | 40.5 | 29.9 |
| 9 | 31.4 | 30.4 | 30.6 | 30.2 | 30.2 | 29.6 | 28.7 | 31.1 | 33.6 | 34.9 | 37.4 | 38.9 | 39.4 | 40.3 | 40.6 | 40.7 | 40.2 | 40.0 | 39.0 | 37.3 | 35.3 | 34.3 | 33.6 | 34.3 | 35.1 | 40.7 | 28.7 |
| 10 | 34.6 | 34.3 | 34.1 | 33.5 | 33.2 | 32.8 | 32.5 | 34.0 | 34.3 | 34.5 | 36.4 | 39.1 | 39.6 | 40.3 | 40.6 | 40.4 | 40.6 | 40.0 | 39.2 | 38.2 | 37.3 | 36.3 | 35.1 | 34.2 | 36.5 | 40.6 | 32.5 |
| 11 | 34.0 | 32.1 | 31.8 | 30.5 | 29.7 | 29.6 | 29.0 | 31.7 | 34.1 | 35.9 | 38.3 | 39.1 | 39.8 | 40.0 | 38.6 | 37.3 | 37.9 | 38.4 | 36.1 | 34.0 | 33.5 | 32.2 | 31.6 | 31.3 | 34.4 | 40.0 | 29.0 |
| 12 | 30.4 | 30.3 | 29.7 | 30.1 | 29.4 | 30.5 | 29.9 | 30.7 | 34.3 | 37.1 | 38.6 | 40.1 | 41.7 | 42.7 | 42.6 | 41.8 | 40.6 | 40.1 | 39.0 | 37.7 | 36.6 | 36.7 | 36.5 | 34.9 | 35.9 | 42.7 | 29.4 |
| 13 | 33.8 | 33.1 | 32.7 | 31.7 | 31.2 | 32.1 | 33.0 | 34.5 | 35.5 | 36.3 | 37.8 | 39.2 | 39.8 | 40.0 | 40.6 | 38.6 | 39.6 | 39.8 | 39.0 | 37.6 | 35.0 | 34.6 | 33.2 | 33.3 | 35.9 | 40.6 | 31.2 |
| 14 | 32.6 | 32.0 | 31.4 | 30.9 | 29.9 | 30.0 | 30.7 | 33.0 | 34.8 | 37.0 | 37.5 | 37.7 | 38.9 | 39.3 | 39.1 | 39.1 | 39.4 | 38.7 | 37.8 | 36.8 | 35.7 | 34.2 | 32.1 | 29.8 | 34.9 | 39.4 | 29.8 |
| 15 | 28.6 | 28.0 | 26.9 | 25.6 | 25.8 | 26.1 | 26.0 | 27.1 | 28.2 | 28.9 | 29.8 | 30.6 | 30.7 | 32.0 | 32.3 | 32.8 | 31.7 | 31.1 | 30.7 | 29.8 | 29.3 | 28.8 | 28.5 | 28.5 | 29.1 | 32.8 | 25.6 |
| 16 | 28.2 | 28.1 | 27.9 | 27.1 | 26.7 | 26.1 | 26.2 | 26.5 | 26.9 | 28.0 | 29.6 | 31.0 | 30.7 | 31.2 | 31.8 | 31.2 | 31.2 | 30.7 | 29.7 | 29.4 | 29.1 | 29.0 | 28.6 | 27.0 | 28.8 | 31.8 | 26.1 |
| 17 | 23.0 | 23.4 | 23.7 | 24.6 | 24.2 | 24.2 | 24.1 | 24.8 | 25.9 | 26.7 | 28.6 | 29.6 | 29.5 | 29.7 | 29.6 | 26.2 | 25.7 | 26.1 | 26.6 | 25.9 | 25.0 | 24.6 | 24.2 | 24.2 | 25.8 | 29.7 | 23.0 |
| 18 | 24.0 | 24.0 | 23.8 | 23.5 | 23.4 | 23.2 | 23.1 | 23.6 | 24.5 | 25.9 | 27.9 | 29.0 | 30.0 | 30.9 | 31.7 | 32.4 | 32.6 | 31.8 | 31.0 | 30.4 | 29.9 | 29.4 | 29.1 | 28.8 | 27.7 | 32.6 | 23.1 |
| 19 | 28.2 | 28.0 | 27.5 | 26.7 | 26.0 | 25.4 | 25.6 | 26.9 | 28.8 | 30.9 | 31.4 | 33.2 | 33.9 | 34.9 | 34.9 | 35.4 | 35.1 | 34.6 | 33.9 | 32.9 | 29.9 | 29.1 | 29.5 | 30.2 | 30.5 | 35.4 | 25.4 |
| 20 | 28.2 | 27.7 | 27.2 | 26.5 | 26.0 | 26.7 | 26.2 | 27.8 | 29.7 | 30.8 | 31.9 | 33.9 | 35.4 | 36.3 | 35.7 | 36.6 | 35.9 | 34.6 | 32.8 | 31.4 | 30.4 | 31.2 | 29.9 | 30.0 | 30.9 | 36.6 | 26.0 |
| 21 | 29.2 | 28.7 | 28.4 | 28.1 | 27.9 | 27.5 | 27.3 | 27.6 | 28.0 | 29.4 | 30.8 | 32.0 | 32.4 | 33.7 | 34.4 | 34.6 | 34.5 | 34.0 | 26.8 | 25.8 | 26.5 | 26.3 | 22.2 | 22.1 | 29.1 | 34.6 | 22.1 |
| 22 | 23.0 | 23.6 | 22.7 | 23.1 | 24.3 | 24.4 | 24.1 | 24.1 | 25.8 | 26.8 | 25.1 | 24.6 | 25.5 | 25.9 | 28.1 | 28.0 | 28.2 | 27.8 | 26.8 | 25.8 | 25.2 | 24.9 | 24.8 | 24.5 | 25.3 | 28.2 | 22.7 |
| 23 | 24.1 | 23.9 | 23.2 | 23.5 | 23.3 | 22.5 | 21.6 | 22.0 | 22.5 | 25.1 | 25.6 | 26.2 | 27.9 | 28.3 | 28.6 | 28.4 | 29.2 | 29.0 | 28.2 | 27.0 | 25.8 | 25.7 | 25.5 | 25.0 | 25.5 | 29.2 | 21.6 |
| 24 | 24.6 | 24.0 | 24.2 | 23.6 | 23.4 | 23.1 | 24.0 | 24.5 | 22.7 | 23.0 | 23.8 | 26.3 | 27.5 | 29.6 | 30.2 | 29.7 | 30.5 | 30.2 | 29.5 | 28.7 | 28.1 | 27.5 | 26.4 | 25.9 | 26.3 | 30.5 | 22.7 |
| 25 | 25.4 | 25.3 | 24.9 | 24.3 | 24.2 | 24.1 | 23.8 | 25.9 | 28.2 | 29.4 | 30.4 | 31.7 | 31.9 | 33.2 | 33.6 | 33.7 | 33.8 | 33.0 | 32.1 | 30.9 | 29.8 | 28.9 | 28.8 | 27.9 | 29.0 | 33.8 | 23.8 |
| 26 | 27.5 | 27.3 | 26.4 | 26.1 | 25.8 | 25.2 | 24.5 | 27.6 | 28.9 | 30.7 | 32.3 | 33.1 | 34.0 | 34.8 | 35.1 | 35.4 | 34.9 | 34.5 | 33.6 | 32.7 | 31.7 | 30.7 | 30.5 | 30.3 | 30.6 | 35.4 | 24.5 |
| 27 | 29.5 | 28.9 | 27.9 | 28.1 | 29.2 | 28.1 | 28.2 | 29.4 | 31.1 | 32.5 | 33.9 | 35.5 | 37.1 | 37.7 | 38.0 | 38.0 | 37.4 | 36.9 | 36.1 | 34.7 | 33.9 | 32.6 | 31.4 | 30.1 | 32.8 | 38.0 | 27.9 |
| 28 | 30.8 | 30.7 | 30.8 | 30.6 | 30.3 | 29.8 | 29.8 | 30.8 | 32.1 | 33.3 | 34.6 | 35.5 | 36.7 | 36.7 | 37.3 | 37.2 | 37.1 | 36.5 | 35.4 | 33.9 | 33.2 | 32.3 | 32.2 | 32.3 | 33.3 | 37.3 | 29.8 |
| 29 | 31.7 | 31.3 | 30.8 | 28.6 | 27.5 | 26.6 | 26.7 | 28.0 | 29.7 | 32.2 | 34.0 | 35.6 | 36.3 | 37.3 | 37.0 | 36.9 | 36.7 | 35.8 | 33.9 | 32.9 | 32.1 | 31.7 | 30.7 | 29.6 | 32.2 | 37.3 | 26.6 |
| 30 | 28.7 | 27.7 | 26.8 | 26.1 | 25.1 | 25.0 | 24.7 | 26.4 | 27.4 | 29.2 | 30.8 | 31.9 | 32.6 | 33.5 | 34.0 | 34.5 | 34.7 | 34.1 | 32.7 | 31.7 | 30.5 | 29.0 | 27.8 | 27.2 | 29.7 | 34.7 | 24.7 |
| 31 | 26.3 | 25.8 | 25.5 | 25.6 | 25.0 | 25.1 | 25.3 | 26.2 | 27.8 | 29.7 | 30.4 | 31.8 | 32.9 | 33.7 | 34.6 | 34.6 | 34.4 | 33.7 | 32.8 | 31.8 | 31.1 | 30.7 | 29.9 | 29.3 | 29.7 | 34.6 | 25.0 |
| Avg | 28.9 | 28.5 | 28.0 | 27.5 | 27.2 | 27.0 | 26.9 | 28.2 | 29.8 | 31.3 | 32.5 | 33.9 | 34.6 | 35.3 | 35.6 | 35.5 | 35.4 | 34.9 | 33.6 | 32.5 | 31.6 | 30.9 | 30.1 | 29.6 | 31.2 | -- | -- |
| Max | 34.6 | 34.3 | 34.1 | 33.5 | 33.2 | 32.8 | 33.0 | 34.5 | 35.5 | 37.1 | 38.6 | 40.1 | 41.7 | 42.7 | 42.6 | 41.8 | 40.6 | 40.1 | 39.2 | 38.2 | 37.3 | 36.7 | 36.5 | 34.9 | -- | 42.7 | -- |
| Min | 23.0 | 23.4 | 22.7 | 23.1 | 23.3 | 22.5 | 21.6 | 22.0 | 22.5 | 23.0 | 23.8 | 24.6 | 25.5 | 25.9 | 28.1 | 26.2 | 25.7 | 26.1 | 26.6 | 25.8 | 25.0 | 24.6 | 22.2 | 22.1 | -- | -- | 21.6 |

# SAROAD for Resolution, West_Plant
# "Component, Channel: Table100, Temp_2m_C"
# Month: Sep 2012

## Hour of day

| Day | 1 | 2 | 3 | 4 | 5 | 6 | 7 | 8 | 9 | 10 | 11 | 12 | 13 | 14 | 15 | 16 | 17 | 18 | 19 | 20 | 21 | 22 | 23 | 24 | Avg | Max | Min |
|---|---|---|---|---|---|---|---|---|---|---|---|---|---|---|---|---|---|---|---|---|---|---|---|---|---|---|---|
| 1 | 28.7 | 28.1 | 27.9 | 27.5 | 27.4 | 27.3 | 27.1 | 28.6 | 30.8 | 32.6 | 33.0 | 34.0 | 35.2 | 35.6 | 36.2 | 36.3 | 36.4 | 35.4 | 34.1 | 33.2 | 32.4 | 31.7 | 31.1 | 30.6 | 31.7 | 36.4 | 27.1 |
| 2 | 30.5 | 29.6 | 29.3 | 29.3 | 29.3 | 28.2 | 28.7 | 30.6 | 31.6 | 33.2 | 34.5 | 35.2 | 36.3 | 37.1 | 37.5 | 37.2 | 36.6 | 36.3 | 35.2 | 34.1 | 31.9 | 29.6 | 29.3 | 29.0 | 32.5 | 37.5 | 28.2 |
| 3 | 28.6 | 29.6 | 28.0 | 28.0 | 27.3 | 26.7 | 26.5 | 27.2 | 28.4 | 30.0 | 31.2 | 32.1 | 32.9 | 34.2 | 34.3 | 34.7 | 34.6 | 34.3 | 33.4 | 32.2 | 31.5 | 31.1 | 30.6 | 29.1 | 30.7 | 34.7 | 26.5 |
| 4 | 28.1 | 27.3 | 26.6 | 25.6 | 25.0 | 24.6 | 24.5 | 25.1 | 26.8 | 28.2 | 28.6 | 29.8 | 31.1 | 31.0 | 31.4 | 32.0 | 32.3 | 32.2 | 31.7 | 30.9 | 30.1 | 29.4 | 28.4 | 27.3 | 28.7 | 32.3 | 24.5 |
| 5 | 26.1 | 25.5 | 25.0 | 24.6 | 24.3 | 24.0 | 23.8 | 24.8 | 25.7 | 27.2 | 28.7 | 30.1 | 31.3 | 31.7 | 32.3 | 32.7 | 32.8 | 32.4 | 31.6 | 30.6 | 30.2 | 29.8 | 29.2 | 28.3 | 28.4 | 32.8 | 23.8 |
| 6 | 27.6 | 26.6 | 26.1 | 25.7 | 25.4 | 24.9 | 24.6 | 25.9 | 27.0 | 28.6 | 29.3 | 30.7 | 32.1 | 33.1 | 33.5 | 34.1 | 32.8 | 30.1 | 25.4 | 24.9 | 24.9 | 24.5 | 24.4 | 24.2 | 27.8 | 34.1 | 24.2 |
| 7 | 24.4 | 24.2 | 23.9 | 23.9 | 22.8 | 22.6 | 22.6 | 22.4 | 22.4 | 22.2 | 21.9 | 22.0 | 22.6 | 23.8 | 25.9 | 26.6 | 26.4 | 24.8 | 24.2 | 23.4 | 23.4 | 23.3 | 23.1 | 22.5 | 23.5 | 26.6 | 21.9 |
| 8 | 22.6 | 22.5 | 23.0 | 23.9 | 25.6 | 26.7 | 26.4 | 26.1 | 26.3 | 26.3 | 26.5 | 27.1 | 27.9 | 28.7 | 28.8 | 28.9 | 28.2 | 26.9 | 26.4 | 25.8 | 25.5 | 25.0 | 24.5 | 24.2 | 26.0 | 28.9 | 22.5 |
| 9 | 24.0 | 24.6 | 24.5 | 23.7 | 24.0 | 24.2 | 24.1 | 24.6 | 24.3 | 22.0 | 19.5 | 20.4 | 21.2 | 22.1 | 24.4 | 25.5 | 26.1 | 26.5 | 26.3 | 26.1 | 25.4 | 23.6 | 22.6 | 22.0 | 23.8 | 26.5 | 19.5 |
| 10 | 22.2 | 22.8 | 22.4 | 21.8 | 21.4 | 20.9 | 21.6 | 20.7 | 21.7 | 22.5 | 24.3 | 26.2 | 28.3 | 29.9 | 30.6 | 31.1 | 31.2 | 30.5 | 28.2 | 26.1 | 25.8 | 23.6 | 21.7 | 21.0 | 24.9 | 31.2 | 20.7 |
| 11 | 21.4 | 20.5 | 20.7 | 20.7 | 20.7 | 22.3 | 22.2 | 22.1 | 22.7 | 24.1 | 25.1 | 25.8 | 25.3 | 25.1 | 24.2 | 22.8 | 23.3 | 23.9 | 23.7 | 23.2 | 23.2 | 22.6 | 22.4 | 22.4 | 22.9 | 25.8 | 20.5 |
| 12 | 22.2 | 21.4 | 21.5 | 21.2 | 21.5 | 21.4 | 21.2 | 21.9 | 22.9 | 24.3 | 25.6 | 27.0 | 27.5 | 28.6 | 28.5 | 28.9 | 28.8 | 28.2 | 27.2 | 26.5 | 26.3 | 26.2 | 25.4 | 23.8 | 24.9 | 28.9 | 21.2 |
| 13 | 23.6 | 23.3 | 22.3 | 22.2 | 21.8 | 21.3 | 21.9 | 24.3 | 26.8 | 28.2 | 29.0 | 30.4 | 31.7 | 32.5 | 32.5 | 33.2 | 33.1 | 31.8 | 27.9 | 26.8 | 26.6 | 25.8 | 25.4 | 25.1 | 27.0 | 33.2 | 21.3 |
| 14 | 24.6 | 24.0 | 23.3 | 22.8 | 22.0 | 21.5 | 21.7 | 22.5 | 23.4 | 24.5 | 25.5 | 26.8 | 27.2 | 28.1 | 28.4 | 28.8 | 28.8 | 28.2 | 27.3 | 26.5 | 26.1 | 25.5 | 24.7 | 24.1 | 25.3 | 28.8 | 21.5 |
| 15 | 23.5 | 23.1 | 22.5 | 22.3 | 22.1 | 21.6 | 20.8 | 22.1 | 23.7 | 25.2 | 27.3 | 28.4 | 28.8 | 30.3 | 30.6 | 31.2 | 31.4 | 30.5 | 29.0 | 27.4 | 26.5 | 25.4 | 24.6 | 23.6 | 25.9 | 31.4 | 20.8 |
| 16 | 23.7 | 23.3 | 22.8 | 22.3 | 22.1 | 21.8 | 21.7 | 23.4 | 26.3 | 27.9 | 29.8 | 30.7 | 31.7 | 32.2 | 32.2 | 32.7 | 32.3 | 31.3 | 29.7 | 28.5 | 27.5 | 25.9 | 25.3 | 24.7 | 27.1 | 32.7 | 21.7 |
| 17 | 24.6 | 23.7 | 23.5 | 22.3 | 22.3 | 22.0 | 21.3 | 23.2 | 25.7 | 27.2 | 28.2 | 29.3 | 30.5 | 31.7 | 31.5 | 31.2 | 31.1 | 30.3 | 29.1 | 28.2 | 27.6 | 26.9 | 26.0 | 25.0 | 26.8 | 31.7 | 21.3 |
| 18 | 24.6 | 24.4 | 23.9 | 23.3 | 23.0 | 22.2 | 22.5 | 23.6 | 26.6 | 28.5 | 30.8 | 32.3 | 33.6 | 34.4 | 34.2 | 34.9 | 34.6 | 32.9 | 31.4 | 29.9 | 28.8 | 27.6 | 26.8 | 27.3 | 28.4 | 34.9 | 22.2 |
| 19 | 26.7 | 25.9 | 25.4 | 24.9 | 25.9 | 26.6 | 26.6 | 27.0 | 29.5 | 31.5 | 32.9 | 34.0 | 35.4 | 36.2 | 36.3 | 35.8 | 35.3 | 34.6 | 33.0 | 30.4 | 29.4 | 28.1 | 27.1 | 27.3 | 30.2 | 36.3 | 24.9 |
| 20 | 26.8 | 26.5 | 26.3 | 26.1 | 26.1 | 25.2 | 26.0 | 26.0 | 27.9 | 29.7 | 31.9 | 34.0 | 34.7 | 35.4 | 35.9 | 35.0 | 34.7 | 33.7 | 32.2 | 30.8 | 30.0 | 30.1 | 27.6 | 27.1 | 30.0 | 35.9 | 25.2 |
| 21 | 26.7 | 26.5 | 26.0 | 25.7 | 25.4 | 25.1 | 25.6 | 26.5 | 30.2 | 31.5 | 32.6 | 33.8 | 35.3 | 35.7 | 35.6 | 35.7 | 34.7 | 33.8 | 32.3 | 31.3 | 30.1 | 29.4 | 27.9 | 27.3 | 30.2 | 35.7 | 25.1 |
| 22 | 26.9 | 26.7 | 26.3 | 26.4 | 27.3 | 27.6 | 26.6 | 28.4 | 30.3 | 32.3 | 33.5 | 36.2 | 36.8 | 37.5 | 37.5 | 36.4 | 35.2 | 34.7 | 33.4 | 31.8 | 30.6 | 29.6 | 28.3 | 28.5 | 31.2 | 37.5 | 26.3 |
| 23 | 28.1 | 28.8 | 28.5 | 27.0 | 28.2 | 28.4 | 28.5 | 29.4 | 30.9 | 32.2 | 33.7 | 35.6 | 36.3 | 35.5 | 36.3 | 35.3 | 35.5 | 34.5 | 32.8 | 30.8 | 29.4 | 28.9 | 28.2 | 27.9 | 31.3 | 36.3 | 27.0 |
| 24 | 27.2 | 26.7 | 26.8 | 26.6 | 26.5 | 25.3 | 25.3 | 26.1 | 27.6 | 29.4 | 31.1 | 32.7 | 32.8 | 32.8 | 33.6 | 33.0 | 32.8 | 31.7 | 30.4 | 28.8 | 27.6 | 27.1 | 26.7 | 26.1 | 28.9 | 33.6 | 25.3 |
| 25 | 25.7 | 25.3 | 24.3 | 23.9 | 23.5 | 24.5 | 24.1 | 24.9 | 27.1 | 28.8 | 29.5 | 29.9 | 30.8 | 31.0 | 31.1 | 31.4 | 31.0 | 30.3 | 28.8 | 27.9 | 27.3 | 26.9 | 25.1 | 24.6 | 27.4 | 31.4 | 23.5 |
| 26 | 24.0 | 23.6 | 23.5 | 22.9 | 23.2 | 22.4 | 22.7 | 24.8 | 26.6 | 28.3 | 30.2 | 30.4 | 30.8 | 31.4 | 32.0 | 31.4 | 30.6 | 29.9 | 28.5 | 27.8 | 27.4 | 25.7 | 24.9 | 24.4 | 27.0 | 32.0 | 22.4 |
| 27 | 24.3 | 23.7 | 23.9 | 23.5 | 23.0 | 22.1 | 22.0 | 23.9 | 26.8 | 28.4 | 29.7 | 30.9 | 30.9 | 31.2 | 31.1 | 31.6 | 31.3 | 29.8 | 28.5 | 27.8 | 27.3 | 26.6 | 25.6 | 24.8 | 27.0 | 31.6 | 22.0 |
| 28 | 24.3 | 23.7 | 23.3 | 22.3 | 22.3 | 21.8 | 21.8 | 21.9 | 23.0 | 24.3 | 25.4 | 26.7 | 28.6 | 29.5 | 30.4 | 31.5 | 30.8 | 29.6 | 28.2 | 27.4 | 26.2 | 24.9 | 24.3 | 24.1 | 25.7 | 31.5 | 21.8 |
| 29 | 23.7 | 23.5 | 23.2 | 23.0 | 22.7 | 22.5 | 22.5 | 23.6 | 24.9 | 26.4 | 28.3 | 29.8 | 30.6 | 32.0 | 31.9 | 31.9 | 31.6 | 30.8 | 29.1 | 28.3 | 26.9 | 26.4 | 25.8 | 25.2 | 26.9 | 32.0 | 22.5 |
| 30 | 24.8 | 24.6 | 24.0 | 23.9 | 24.5 | 23.9 | 23.3 | 24.0 | 26.5 | 29.4 | 32.1 | 33.3 | 33.8 | 34.4 | 33.9 | 34.3 | 34.1 | 33.2 | 31.3 | 30.4 | 29.9 | 28.7 | 30.2 | 30.2 | 29.1 | 34.4 | 23.3 |
| Avg | 25.3 | 25.0 | 24.6 | 24.2 | 24.2 | 24.0 | 23.9 | 24.8 | 26.5 | 27.8 | 29.0 | 30.2 | 31.1 | 31.8 | 32.1 | 32.2 | 31.9 | 31.1 | 29.7 | 28.6 | 27.9 | 27.0 | 26.2 | 25.7 | 27.7 | -- | -- |
| Max | 30.5 | 29.6 | 29.3 | 29.3 | 29.3 | 28.4 | 28.7 | 30.6 | 31.6 | 33.2 | 34.5 | 36.2 | 36.8 | 37.5 | 37.5 | 37.2 | 36.6 | 36.3 | 35.2 | 34.1 | 32.4 | 31.7 | 31.1 | 30.6 | -- | 37.5 | -- |
| Min | 21.4 | 20.5 | 20.7 | 20.7 | 20.7 | 20.9 | 20.8 | 20.7 | 21.7 | 22.0 | 19.5 | 20.4 | 21.2 | 22.1 | 24.2 | 22.8 | 23.3 | 23.9 | 23.7 | 23.2 | 23.2 | 22.6 | 21.7 | 21.0 | -- | -- | 19.5 |

# SAROAD for Resolution, West_Plant
# "Component, Channel: Table100, SR_Wm2_2m"
# Month: Jul 2012

## Hour of day

| Day | 1 | 2 | 3 | 4 | 5 | 6 | 7 | 8 | 9 | 10 | 11 | 12 | 13 | 14 | 15 | 16 | 17 | 18 | 19 | 20 | 21 | 22 | 23 | 24 | Avg | Max | Min |
|---|---|---|---|---|---|---|---|---|---|---|---|---|---|---|---|---|---|---|---|---|---|---|---|---|---|---|---|
| 1 | 0 | 0 | 0 | 0 | 0 | 3 | 44 | 173 | 389 | 697 | 680 | 825 | 1002 | 959 | 863 | 720 | 540 | 335 | 138 | 6 | 0 | 0 | 0 | 0 | 307 | 1002 | 0 |
| 2 | 0 | 0 | 0 | 0 | 0 | 8 | 135 | 343 | 543 | 732 | 887 | 963 | 995 | 935 | 857 | 713 | 530 | 326 | 135 | 10 | 0 | 0 | 0 | 0 | 338 | 995 | 0 |
| 3 | 0 | 0 | 0 | 0 | 0 | 15 | 149 | 275 | 600 | 716 | 854 | 945 | 909 | 933 | 840 | 692 | 525 | 239 | 71 | 17 | 0 | 0 | 0 | 0 | 324 | 945 | 0 |
| 4 | 0 | 0 | 0 | 0 | 0 | 4 | 48 | 162 | 453 | 757 | 205 | 68 | 155 | 328 | 351 | 123 | 52 | 52 | 75 | 18 | 0 | 0 | 0 | 0 | 119 | 757 | 0 |
| 5 | 0 | 0 | 0 | 0 | 0 | 8 | 126 | 335 | 544 | 648 | 902 | 869 | 739 | 978 | 848 | 706 | 561 | 355 | 151 | 9 | 0 | 0 | 0 | 0 | 324 | 978 | 0 |
| 6 | 0 | 0 | 0 | 0 | 0 | 10 | 122 | 329 | 495 | 737 | 882 | 976 | 1010 | 975 | 893 | 753 | 572 | 347 | 54 | 5 | 0 | 0 | 0 | 0 | 340 | 1010 | 0 |
| 7 | 0 | 0 | 0 | 0 | 0 | 6 | 139 | 235 | 380 | 694 | 820 | 944 | 1017 | 983 | 899 | 759 | 575 | 358 | 147 | 7 | 0 | 0 | 0 | 0 | 332 | 1017 | 0 |
| 8 | 0 | 0 | 0 | 0 | 0 | 2 | 45 | 352 | 413 | 509 | 915 | 900 | 807 | 879 | 761 | 720 | 461 | 285 | 133 | 18 | 0 | 0 | 0 | 0 | 300 | 915 | 0 |
| 9 | 0 | 0 | 0 | 0 | 0 | 6 | 140 | 308 | 246 | 362 | 772 | 474 | 829 | 959 | 840 | 667 | 442 | 132 | 90 | 7 | 0 | 0 | 0 | 0 | 261 | 959 | 0 |
| 10 | 0 | 0 | 0 | 0 | 0 | 7 | 118 | 338 | 544 | 730 | 865 | 952 | 989 | -- | -- | 458 | 412 | 88 | 40 | 6 | 0 | 4 | 3 | 0 | 252 | 989 | 0 |
| 11 | 0 | 0 | 0 | 0 | 0 | 7 | 109 | 370 | 600 | 598 | 833 | 967 | 910 | 792 | 639 | 521 | 481 | 223 | 116 | 3 | 0 | 0 | 0 | 1 | 299 | 967 | 0 |
| 12 | 0 | 0 | 0 | 0 | 0 | 4 | 67 | 196 | 383 | 479 | 487 | 402 | 427 | 760 | 888 | 706 | 556 | 365 | 103 | 10 | 0 | 0 | 0 | 0 | 243 | 888 | 0 |
| 13 | 0 | 0 | 0 | 0 | 0 | 8 | 123 | 283 | 434 | 364 | 854 | 350 | 820 | 982 | 848 | 640 | 542 | 176 | 42 | 2 | 0 | 0 | 0 | 0 | 269 | 982 | 0 |
| 14 | 0 | 0 | 0 | 0 | 0 | 0 | 12 | 125 | 247 | 244 | 283 | 449 | 376 | 599 | 655 | 187 | 21 | 8 | 34 | 7 | 0 | 0 | 0 | 0 | 135 | 655 | 0 |
| 15 | 0 | 0 | 0 | 0 | 0 | 10 | 55 | 203 | 481 | 581 | 517 | 294 | 547 | 708 | 871 | 700 | 256 | 71 | 41 | 23 | 0 | 0 | 0 | 0 | 223 | 871 | 0 |
| 16 | 0 | 0 | 0 | 0 | 0 | 3 | 110 | 321 | 526 | 713 | 883 | 812 | 951 | 792 | 890 | 746 | 562 | 353 | 139 | 6 | 0 | 0 | 0 | 0 | 325 | 951 | 0 |
| 17 | 0 | 0 | 0 | 0 | 0 | 5 | 93 | 207 | 487 | 587 | 904 | 967 | 1002 | 972 | 885 | 743 | 558 | 349 | 140 | 6 | 0 | 0 | 0 | 0 | 329 | 1002 | 0 |
| 18 | 0 | 0 | 0 | 0 | 0 | 4 | 108 | 331 | 512 | 737 | 885 | 976 | 1006 | 967 | 887 | 746 | 560 | 350 | 142 | 9 | 0 | 0 | 0 | 0 | 342 | 1006 | 0 |
| 19 | 0 | 0 | 0 | 0 | 0 | 5 | 88 | 268 | 545 | 736 | 875 | 665 | 463 | 640 | 900 | 731 | 559 | 350 | 162 | 12 | 0 | 0 | 0 | 0 | 292 | 900 | 0 |
| 20 | 0 | 0 | 0 | 0 | 0 | 4 | 98 | 315 | 525 | 714 | 862 | 809 | 228 | 76 | 474 | 814 | 40 | 22 | 16 | 2 | 0 | 0 | 0 | 0 | 208 | 862 | 0 |
| 21 | 0 | 0 | 0 | 0 | 0 | 6 | 86 | 187 | 211 | 315 | 529 | 1032 | 939 | 937 | 773 | 508 | 74 | 6 | 1 | 1 | 0 | 0 | 0 | 0 | 233 | 1032 | 0 |
| 22 | 0 | 0 | 0 | 0 | 0 | 8 | 76 | 274 | 550 | 660 | 848 | 1040 | 904 | 533 | 120 | 204 | 450 | 318 | 103 | 3 | 0 | 0 | 0 | 0 | 254 | 1040 | 0 |
| 23 | 0 | 0 | 0 | 0 | 0 | 3 | 94 | 291 | 441 | 669 | 571 | 750 | 903 | 980 | 959 | 857 | 398 | 162 | 62 | 0 | 0 | 0 | 0 | 0 | 297 | 980 | 0 |
| 24 | 0 | 0 | 1 | 0 | 0 | 2 | 31 | 80 | 135 | 107 | 151 | 92 | 239 | 338 | 915 | 810 | 567 | 329 | 126 | 6 | 0 | 0 | 0 | 0 | 164 | 915 | 0 |
| 25 | 0 | 0 | 0 | 0 | 0 | 3 | 85 | 297 | 294 | 739 | 840 | 975 | 954 | 878 | 837 | 729 | 545 | 355 | 148 | 10 | 0 | 0 | 0 | 0 | 320 | 975 | 0 |
| 26 | 0 | 0 | 0 | 0 | 0 | 3 | 85 | 315 | 571 | 744 | 877 | 953 | 987 | 952 | 868 | 724 | 538 | 365 | 133 | 4 | 0 | 0 | 0 | 0 | 338 | 987 | 0 |
| 27 | 0 | 0 | 0 | 0 | 0 | 2 | 36 | 88 | 267 | 446 | 678 | 256 | 492 | 865 | 861 | 764 | 409 | 304 | 148 | 12 | 0 | 0 | 0 | 0 | 235 | 865 | 0 |
| 28 | 0 | 0 | 0 | 0 | 0 | 3 | 39 | 119 | 202 | 522 | 424 | 630 | 819 | 644 | 553 | 100 | 45 | 6 | 0 | 0 | 0 | 0 | 0 | 0 | 171 | 819 | 0 |
| 29 | 0 | 0 | 0 | 0 | 0 | 6 | 53 | 256 | 515 | 699 | 857 | 907 | 974 | 864 | 635 | 114 | 52 | 15 | 0 | 0 | 1 | 0 | 1 | 0 | 248 | 974 | 0 |
| 30 | 0 | 0 | 1 | 1 | 2 | 4 | 97 | 294 | 512 | 667 | 597 | 968 | 1016 | 440 | 571 | 526 | 541 | 319 | 113 | 4 | 0 | 0 | 0 | 0 | 278 | 1016 | 0 |
| 31 | 0 | 0 | 1 | 0 | 0 | 5 | 82 | 298 | 518 | 626 | 572 | 593 | 977 | 887 | 755 | 713 | 534 | 305 | 96 | 3 | 0 | 0 | 0 | 0 | 290 | 977 | 0 |
| Avg | 0 | 0 | 0 | 0 | 0 | 5 | 87 | 257 | 437 | 598 | 713 | 736 | 787 | 784 | 764 | 609 | 418 | 234 | 94 | 7 | 0 | 0 | 0 | 0 | 271 | -- | -- |
| Max | 0 | 0 | 1 | 1 | 2 | 15 | 149 | 370 | 600 | 757 | 915 | 1040 | 1017 | 983 | 959 | 857 | 575 | 365 | 162 | 23 | 1 | 4 | 3 | 1 | -- | 1040 | -- |
| Min | 0 | 0 | 0 | 0 | 0 | 0 | 12 | 80 | 135 | 107 | 151 | 68 | 155 | 76 | 120 | 100 | 21 | 6 | 0 | 0 | 0 | 0 | 0 | 0 | -- | -- | 0 |

-- Indicates Invalid Data

# SAROAD for Resolution, West_Plant
# "Component, Channel: Table100, SR_Wm2_2m"
# Month: Aug 2012

## Hour of day

| Day | 1 | 2 | 3 | 4 | 5 | 6 | 7 | 8 | 9 | 10 | 11 | 12 | 13 | 14 | 15 | 16 | 17 | 18 | 19 | 20 | 21 | 22 | 23 | 24 | Avg | Max | Min |
|---|---|---|---|---|---|---|---|---|---|---|---|---|---|---|---|---|---|---|---|---|---|---|---|---|---|---|---|
| 1 | 0 | 0 | 0 | 0 | 0 | 3 | 76 | 269 | 477 | 754 | 810 | 963 | 981 | 919 | 860 | 714 | 530 | 320 | 112 | 3 | 0 | 0 | 0 | 0 | 325 | 981 | 0 |
| 2 | 0 | 0 | 0 | 0 | 0 | 2 | 87 | 330 | 519 | 707 | 854 | 949 | 983 | 936 | 865 | 656 | 518 | 319 | 116 | 1 | 0 | 0 | 0 | 0 | 327 | 983 | 0 |
| 3 | 0 | 0 | 0 | 0 | 0 | 1 | 30 | 158 | 462 | 675 | 792 | 902 | 781 | 881 | 888 | 747 | 565 | 344 | 120 | 3 | 0 | 0 | 0 | 0 | 306 | 902 | 0 |
| 4 | 0 | 0 | 0 | 0 | 0 | 1 | 81 | 273 | 433 | 650 | 773 | 824 | 765 | 834 | 902 | 811 | 577 | 339 | 117 | 2 | 0 | 0 | 0 | 0 | 308 | 902 | 0 |
| 5 | 0 | 0 | 0 | 0 | 0 | 0 | 27 | 174 | 287 | 575 | 709 | 695 | 390 | 539 | 721 | 784 | 588 | 333 | 114 | 2 | 0 | 0 | 0 | 0 | 247 | 784 | 0 |
| 6 | 0 | 0 | 0 | 0 | 0 | 2 | 72 | 247 | 418 | 627 | 771 | 870 | 883 | 924 | 856 | 727 | 345 | 179 | 95 | 4 | 0 | 0 | 0 | 0 | 292 | 924 | 0 |
| 7 | 0 | 0 | 0 | 0 | 0 | 1 | 71 | 256 | 426 | 640 | 782 | 862 | 909 | 912 | 860 | 742 | 590 | 347 | 104 | 1 | 0 | 0 | 0 | 0 | 313 | 912 | 0 |
| 8 | 0 | 0 | 0 | 0 | 0 | 1 | 68 | 247 | 424 | 636 | 781 | 861 | 906 | 906 | 841 | 724 | 460 | 23 | 4 | 0 | 0 | 0 | 0 | 0 | 287 | 906 | 0 |
| 9 | 0 | 0 | 0 | 0 | 0 | 1 | 51 | 241 | 478 | 668 | 839 | 917 | 882 | 952 | 858 | 713 | 508 | 294 | 87 | 0 | 0 | 0 | 0 | 0 | 312 | 952 | 0 |
| 10 | 0 | 0 | 0 | 0 | 0 | 1 | 61 | 267 | 456 | 671 | 842 | 951 | 987 | 956 | 867 | 707 | 516 | 296 | 84 | 0 | 0 | 0 | 0 | 0 | 319 | 987 | 0 |
| 11 | 0 | 0 | 0 | 0 | 0 | 1 | 58 | 262 | 454 | 676 | 837 | 940 | 929 | 797 | 257 | 188 | 466 | 189 | 63 | 1 | 0 | 0 | 0 | 0 | 255 | 940 | 0 |
| 12 | 0 | 0 | 0 | 0 | 0 | 0 | 57 | 254 | 446 | 662 | 824 | 919 | 987 | 973 | 789 | 594 | 380 | 314 | 79 | 0 | 0 | 0 | 0 | 0 | 303 | 987 | 0 |
| 13 | 0 | 0 | 0 | 0 | 0 | 1 | 99 | 293 | 438 | 648 | 830 | 925 | 700 | 725 | 657 | 377 | 374 | 345 | 107 | 0 | 0 | 0 | 0 | 0 | 272 | 925 | 0 |
| 14 | 0 | 0 | 0 | 0 | 0 | 0 | 53 | 274 | 495 | 630 | 807 | 914 | 977 | 1007 | 709 | 662 | 475 | 277 | 80 | 1 | 0 | 0 | 0 | 0 | 307 | 1007 | 0 |
| 15 | 0 | 0 | 0 | 0 | 0 | 1 | 52 | 240 | 428 | 493 | 441 | 451 | 332 | 771 | 770 | 636 | 103 | 94 | 31 | 1 | 0 | 0 | 0 | 0 | 202 | 771 | 0 |
| 16 | 0 | 0 | 0 | 0 | 0 | 0 | 30 | 44 | 205 | 552 | 762 | 596 | 221 | 460 | 548 | 399 | 365 | 176 | 9 | 0 | 0 | 0 | 0 | 0 | 182 | 762 | 0 |
| 17 | 0 | 1 | 1 | 0 | 0 | 1 | 55 | 105 | 312 | 313 | 781 | 636 | 475 | 409 | 227 | 86 | 77 | 79 | 55 | 0 | 0 | 0 | 0 | 0 | 151 | 781 | 0 |
| 18 | 0 | 0 | 0 | 0 | 0 | 0 | 34 | 95 | 177 | 545 | 716 | 763 | 648 | 787 | 676 | 621 | 527 | 160 | 39 | 0 | 0 | 0 | 0 | 0 | 241 | 787 | 0 |
| 19 | 0 | 0 | 0 | 0 | 0 | 0 | 48 | 241 | 449 | 644 | 797 | 903 | 975 | 738 | 738 | 650 | 482 | 259 | 84 | 1 | 0 | 0 | 0 | 0 | 292 | 975 | 0 |
| 20 | 0 | 0 | 0 | 0 | 0 | 0 | 46 | 244 | 454 | 651 | 801 | 892 | 929 | 794 | 533 | 686 | 434 | 310 | 48 | 0 | 0 | 0 | 0 | 0 | 284 | 929 | 0 |
| 21 | 0 | 0 | 0 | 0 | 0 | 0 | 25 | 82 | 184 | 464 | 700 | 846 | 847 | 896 | 781 | 652 | 448 | 159 | 6 | 4 | 0 | 0 | 0 | 0 | 254 | 896 | 0 |
| 22 | 0 | 1 | 0 | 0 | 0 | 0 | 52 | 264 | 347 | 319 | 133 | 357 | 377 | 413 | 360 | 162 | 326 | 255 | 67 | 0 | 0 | 0 | 0 | 0 | 143 | 413 | 0 |
| 23 | 0 | 0 | 0 | 0 | 0 | 0 | 2 | 68 | 140 | 461 | 277 | 459 | 861 | 751 | 644 | 419 | 461 | 254 | 57 | 0 | 0 | 0 | 0 | 0 | 202 | 861 | 0 |
| 24 | 0 | 0 | 0 | 0 | 0 | 0 | 55 | 47 | 70 | 172 | 176 | 405 | 609 | 933 | 631 | 386 | 456 | 222 | 61 | 0 | 0 | 0 | 0 | 0 | 176 | 933 | 0 |
| 25 | 0 | 0 | 0 | 0 | 0 | 0 | 42 | 246 | 460 | 658 | 814 | 904 | 931 | 897 | 804 | 652 | 459 | 251 | 46 | 0 | 0 | 0 | 0 | 0 | 298 | 931 | 0 |
| 26 | 0 | 0 | 0 | 0 | 0 | 0 | 42 | 214 | 468 | 769 | 820 | 887 | 937 | 896 | 803 | 651 | 459 | 248 | 39 | 0 | 0 | 0 | 0 | 0 | 301 | 937 | 0 |
| 27 | 0 | 0 | 0 | 0 | 0 | 0 | 33 | 274 | 467 | 658 | 804 | 897 | 917 | 939 | 836 | 654 | 458 | 237 | 33 | 0 | 0 | 0 | 0 | 0 | 300 | 939 | 0 |
| 28 | 0 | 0 | 0 | 0 | 0 | 0 | 39 | 248 | 466 | 660 | 814 | 766 | 976 | 910 | 818 | 650 | 453 | 234 | 36 | 0 | 0 | 0 | 0 | 0 | 295 | 976 | 0 |
| 29 | 0 | 0 | 0 | 0 | 0 | 0 | 37 | 245 | 459 | 655 | 807 | 902 | 935 | 894 | 801 | 652 | 440 | 217 | 33 | 0 | 0 | 0 | 0 | 0 | 295 | 935 | 0 |
| 30 | 0 | 0 | 0 | 0 | 0 | 0 | 36 | 239 | 448 | 641 | 792 | 887 | 920 | 897 | 792 | 637 | 439 | 216 | 32 | 0 | 0 | 0 | 0 | 0 | 291 | 920 | 0 |
| 31 | 0 | 0 | 0 | 0 | 0 | 0 | 30 | 205 | 444 | 641 | 789 | 883 | 912 | 873 | 778 | 626 | 436 | 244 | 50 | 0 | 0 | 0 | 0 | 0 | 288 | 912 | 0 |
| Avg | 0 | 0 | 0 | 0 | 0 | 1 | 50 | 214 | 393 | 597 | 725 | 804 | 802 | 823 | 725 | 592 | 442 | 243 | 65 | 1 | 0 | 0 | 0 | 0 | 270 | -- | -- |
| Max | 0 | 1 | 1 | 0 | 0 | 3 | 99 | 330 | 519 | 769 | 854 | 963 | 987 | 1007 | 902 | 811 | 590 | 347 | 120 | 4 | 0 | 0 | 0 | 0 | -- | 1007 | -- |
| Min | 0 | 0 | 0 | 0 | 0 | 0 | 2 | 44 | 70 | 172 | 133 | 357 | 221 | 409 | 227 | 86 | 77 | 23 | 4 | 0 | 0 | 0 | 0 | 0 | -- | -- | 0 |

# SAROAD for Resolution, West_Plant
# "Component, Channel: Table100, SR_Wm2_2m"
# Month: Sep 2012

## Hour of day

| Day | 1 | 2 | 3 | 4 | 5 | 6 | 7 | 8 | 9 | 10 | 11 | 12 | 13 | 14 | 15 | 16 | 17 | 18 | 19 | 20 | 21 | 22 | 23 | 24 | Avg | Max | Min |
|---|---|---|---|---|---|---|---|---|---|---|---|---|---|---|---|---|---|---|---|---|---|---|---|---|---|---|---|
| 1 | 0 | 0 | 0 | 0 | 0 | 0 | 34 | 268 | 516 | 561 | 492 | 792 | 864 | 876 | 635 | 639 | 426 | 172 | 33 | 0 | 0 | 0 | 0 | 0 | 263 | 876 | 0 |
| 2 | 0 | 0 | 0 | 0 | 0 | 0 | 51 | 249 | 437 | 632 | 783 | 880 | 916 | 912 | 755 | 596 | 427 | 194 | 33 | 0 | 0 | 0 | 0 | 0 | 286 | 916 | 0 |
| 3 | 0 | 0 | 0 | 0 | 0 | 0 | 61 | 149 | 353 | 611 | 788 | 876 | 898 | 856 | 760 | 609 | 416 | 193 | 25 | 0 | 0 | 0 | 0 | 0 | 275 | 898 | 0 |
| 4 | 0 | 0 | 0 | 0 | 0 | 0 | 18 | 138 | 347 | 608 | 502 | 807 | 873 | 687 | 761 | 595 | 372 | 188 | 24 | 0 | 0 | 0 | 0 | 0 | 247 | 873 | 0 |
| 5 | 0 | 0 | 0 | 0 | 0 | 0 | 24 | 233 | 451 | 632 | 777 | 869 | 850 | 838 | 754 | 604 | 409 | 185 | 21 | 0 | 0 | 0 | 0 | 0 | 277 | 869 | 0 |
| 6 | 0 | 0 | 0 | 0 | 0 | 0 | 26 | 220 | 428 | 582 | 650 | 850 | 909 | 860 | 821 | 614 | 170 | 10 | 0 | 0 | 0 | 0 | 0 | 0 | 256 | 909 | 0 |
| 7 | 0 | 0 | 0 | 0 | 0 | 0 | 41 | 30 | 60 | 76 | 50 | 156 | 243 | 564 | 737 | 611 | 438 | 135 | 5 | 0 | 0 | 0 | 0 | 0 | 131 | 737 | 0 |
| 8 | 0 | 0 | 0 | 0 | 0 | 0 | 34 | 129 | 236 | 140 | 187 | 326 | 372 | 555 | 480 | 347 | 187 | 45 | 2 | 0 | 0 | 0 | 0 | 0 | 127 | 555 | 0 |
| 9 | 0 | 0 | 0 | 0 | 0 | 0 | 9 | 72 | 60 | 22 | 34 | 36 | 38 | 281 | 505 | 569 | 400 | 85 | 5 | 0 | 0 | 0 | 0 | 0 | 88 | 569 | 0 |
| 10 | 0 | 0 | 0 | 0 | 0 | 0 | 0 | 20 | 75 | 114 | 331 | 374 | 842 | 785 | 736 | 520 | 384 | 164 | 14 | 0 | 0 | 0 | 0 | 0 | 182 | 842 | 0 |
| 11 | 0 | 0 | 0 | 0 | 0 | 0 | 17 | 126 | 196 | 239 | 415 | 422 | 329 | 425 | 340 | 170 | 192 | 171 | 22 | 0 | 0 | 0 | 0 | 0 | 128 | 425 | 0 |
| 12 | 0 | 0 | 0 | 0 | 0 | 0 | 16 | 173 | 294 | 585 | 799 | 823 | 976 | 827 | 680 | 605 | 401 | 170 | 11 | 0 | 0 | 0 | 0 | 0 | 265 | 976 | 0 |
| 13 | 0 | 0 | 0 | 0 | 0 | 0 | 11 | 229 | 450 | 646 | 796 | 883 | 912 | 850 | 719 | 601 | 407 | 150 | 14 | 0 | 0 | 0 | 0 | 0 | 278 | 912 | 0 |
| 14 | 0 | 0 | 0 | 0 | 0 | 0 | 12 | 228 | 457 | 650 | 794 | 882 | 903 | 860 | 754 | 590 | 381 | 157 | 8 | 0 | 0 | 0 | 0 | 0 | 278 | 903 | 0 |
| 15 | 0 | 0 | 0 | 0 | 0 | 0 | 12 | 224 | 454 | 653 | 806 | 896 | 915 | 862 | 752 | 584 | 377 | 157 | 7 | 0 | 0 | 0 | 0 | 0 | 279 | 915 | 0 |
| 16 | 0 | 0 | 0 | 0 | 0 | 0 | 12 | 215 | 442 | 639 | 792 | 887 | 901 | 771 | 674 | 593 | 384 | 147 | 9 | 0 | 0 | 0 | 0 | 0 | 269 | 901 | 0 |
| 17 | 0 | 0 | 0 | 0 | 0 | 0 | 12 | 208 | 436 | 631 | 781 | 875 | 906 | 857 | 712 | 569 | 367 | 138 | 8 | 0 | 0 | 0 | 0 | 0 | 271 | 906 | 0 |
| 18 | 0 | 0 | 0 | 0 | 0 | 0 | 12 | 203 | 434 | 631 | 779 | 868 | 896 | 826 | 768 | 571 | 356 | 135 | 7 | 0 | 0 | 0 | 0 | 0 | 270 | 896 | 0 |
| 19 | 0 | 0 | 0 | 0 | 0 | 0 | 11 | 201 | 434 | 631 | 778 | 866 | 898 | 846 | 740 | 576 | 366 | 133 | 5 | 0 | 0 | 0 | 0 | 0 | 270 | 898 | 0 |
| 20 | 0 | 0 | 0 | 0 | 0 | 0 | 19 | 120 | 312 | 520 | 772 | 858 | 869 | 859 | 743 | 516 | 352 | 126 | 5 | 0 | 0 | 0 | 0 | 0 | 253 | 869 | 0 |
| 21 | 0 | 0 | 0 | 0 | 0 | 0 | 10 | 194 | 422 | 616 | 765 | 868 | 922 | 853 | 741 | 562 | 344 | 120 | 5 | 0 | 0 | 0 | 0 | 0 | 268 | 922 | 0 |
| 22 | 0 | 0 | 0 | 0 | 0 | 0 | 13 | 177 | 429 | 606 | 568 | 903 | 805 | 731 | 711 | 278 | 139 | 86 | 1 | 0 | 0 | 0 | 0 | 0 | 227 | 903 | 0 |
| 23 | 0 | 0 | 0 | 0 | 0 | 0 | 15 | 224 | 309 | 532 | 745 | 814 | 728 | 445 | 471 | 489 | 337 | 113 | 5 | 0 | 0 | 0 | 0 | 0 | 218 | 814 | 0 |
| 24 | 0 | 0 | 0 | 0 | 0 | 0 | 15 | 100 | 300 | 354 | 528 | 843 | 579 | 820 | 701 | 517 | 330 | 108 | 2 | 0 | 0 | 0 | 0 | 0 | 216 | 843 | 0 |
| 25 | 0 | 0 | 0 | 0 | 0 | 0 | 10 | 180 | 408 | 605 | 751 | 838 | 861 | 809 | 700 | 530 | 322 | 103 | 2 | 0 | 0 | 0 | 0 | 0 | 255 | 861 | 0 |
| 26 | 0 | 0 | 0 | 0 | 0 | 0 | 10 | 181 | 413 | 603 | 748 | 838 | 781 | 702 | 691 | 534 | 321 | 104 | 1 | 0 | 0 | 0 | 0 | 0 | 247 | 838 | 0 |
| 27 | 0 | 0 | 0 | 0 | 0 | 0 | 15 | 164 | 363 | 522 | 656 | 699 | 894 | 727 | 567 | 436 | 298 | 90 | 1 | 0 | 0 | 0 | 0 | 0 | 226 | 894 | 0 |
| 28 | 0 | 0 | 0 | 0 | 0 | 0 | 16 | 94 | 234 | 357 | 481 | 715 | 784 | 700 | 699 | 521 | 303 | 90 | 1 | 0 | 0 | 0 | 0 | 0 | 208 | 784 | 0 |
| 29 | 0 | 0 | 0 | 0 | 0 | 0 | 9 | 171 | 408 | 601 | 738 | 825 | 840 | 796 | 693 | 513 | 280 | 86 | 0 | 0 | 0 | 0 | 0 | 0 | 248 | 840 | 0 |
| 30 | 0 | 0 | 0 | 0 | 0 | 0 | 7 | 170 | 404 | 598 | 745 | 834 | 857 | 663 | 500 | 461 | 281 | 94 | 0 | 0 | 0 | 0 | 0 | 0 | 234 | 857 | 0 |
| Avg | 0 | 0 | 0 | 0 | 0 | 0 | 18 | 170 | 352 | 507 | 628 | 747 | 779 | 748 | 677 | 531 | 339 | 128 | 9 | 0 | 0 | 0 | 0 | 0 | 235 | -- | -- |
| Max | 0 | 0 | 0 | 0 | 0 | 0 | 61 | 268 | 516 | 653 | 806 | 903 | 976 | 912 | 821 | 639 | 438 | 194 | 33 | 0 | 0 | 0 | 0 | 0 | -- | 976 | -- |
| Min | 0 | 0 | 0 | 0 | 0 | 0 | 0 | 20 | 60 | 22 | 34 | 36 | 38 | 281 | 340 | 170 | 139 | 10 | 0 | 0 | 0 | 0 | 0 | 0 | -- | -- | 0 |

# SAROAD for Resolution, West_Plant
# "Component, Channel: Table100, RH_Percent"
# Month: Jul 2012

## Hour of day

| Day | 1 | 2 | 3 | 4 | 5 | 6 | 7 | 8 | 9 | 10 | 11 | 12 | 13 | 14 | 15 | 16 | 17 | 18 | 19 | 20 | 21 | 22 | 23 | 24 | Avg | Max | Min |
|---|---|---|---|---|---|---|---|---|---|---|---|---|---|---|---|---|---|---|---|---|---|---|---|---|---|---|---|
| 1 | 16 | 17 | 19 | 19 | 17 | 12 | 13 | 13 | 12 | 9 | 9 | 8 | 8 | 8 | 8 | 8 | 8 | 8 | 8 | 10 | 10 | 10 | 11 | 12 | 11 | 19 | 8 |
| 2 | 12 | 12 | 13 | 16 | 14 | 17 | 17 | 15 | 16 | 17 | 15 | 13 | 14 | 12 | 13 | 13 | 14 | 15 | 16 | 18 | 20 | 20 | 21 | 23 | 16 | 23 | 12 |
| 3 | 33 | 38 | 38 | 40 | 41 | 41 | 41 | 39 | 32 | 30 | 29 | 29 | 28 | 27 | 26 | 27 | 26 | 26 | 28 | 28 | 31 | 32 | 33 | 43 | 33 | 43 | 26 |
| 4 | 54 | 61 | 60 | 60 | 60 | 63 | 62 | 60 | 53 | 46 | 56 | 84 | 86 | 82 | 71 | 67 | 77 | 83 | 81 | 79 | 79 | 85 | 86 | 88 | 70 | 88 | 46 |
| 5 | 78 | 80 | 77 | 74 | 82 | 76 | 77 | 63 | 53 | 44 | 41 | 38 | 35 | 31 | 30 | 28 | 27 | 28 | 27 | 29 | 31 | 33 | 35 | 37 | 48 | 82 | 27 |
| 6 | 39 | 41 | 40 | 42 | 43 | 46 | 44 | 39 | 36 | 33 | 31 | 25 | 23 | 22 | 20 | 18 | 16 | 17 | 19 | 21 | 20 | 19 | 19 | 18 | 29 | 46 | 16 |
| 7 | 18 | 13 | 14 | 14 | 16 | 15 | 15 | 13 | 11 | 10 | 10 | 9 | 9 | 9 | 9 | 9 | 9 | 9 | 10 | 11 | 14 | 21 | 22 | 24 | 13 | 24 | 9 |
| 8 | 29 | 34 | 36 | 36 | 37 | 38 | 36 | 33 | 30 | 29 | 24 | 21 | 18 | 19 | 17 | 16 | 15 | 17 | 17 | 23 | 27 | 24 | 24 | 24 | 26 | 38 | 15 |
| 9 | 26 | 27 | 27 | 27 | 29 | 30 | 29 | 27 | 25 | 24 | 21 | 19 | 18 | 16 | 16 | 14 | 16 | 16 | 16 | 17 | 17 | 18 | 19 | 21 | 21 | 30 | 14 |
| 10 | 22 | 23 | 22 | 23 | 27 | 29 | 31 | 28 | 26 | 24 | 21 | 21 | 19 | -- | -- | 17 | 18 | 22 | 19 | 21 | 25 | 45 | 55 | 44 | 27 | 55 | 17 |
| 11 | 36 | 34 | 35 | 36 | 37 | 39 | 39 | 37 | 33 | 29 | 27 | 25 | 21 | 20 | 18 | 18 | 17 | 17 | 21 | 24 | 28 | 30 | 32 | 38 | 29 | 39 | 17 |
| 12 | 38 | 42 | 52 | 58 | 62 | 61 | 55 | 40 | 36 | 34 | 31 | 30 | 29 | 24 | 20 | 24 | 23 | 23 | 24 | 26 | 44 | 52 | 55 | 56 | 39 | 62 | 20 |
| 13 | 56 | 56 | 57 | 60 | 63 | 66 | 61 | 47 | 40 | 41 | 40 | 41 | 46 | 39 | 37 | 35 | 34 | 38 | 40 | 40 | 42 | 43 | 45 | 46 | 46 | 66 | 34 |
| 14 | 50 | 63 | 69 | 71 | 68 | 67 | 73 | 70 | 58 | 60 | 58 | 53 | 52 | 48 | 40 | 41 | 62 | 73 | 71 | 61 | 65 | 65 | 67 | 64 | 61 | 73 | 40 |
| 15 | 56 | 54 | 48 | 54 | 57 | 57 | 55 | 52 | 43 | 39 | 37 | 47 | 48 | 42 | 34 | 31 | 33 | 41 | 44 | 48 | 48 | 43 | 39 | 43 | 46 | 57 | 31 |
| 16 | 45 | 45 | 44 | 44 | 43 | 45 | 44 | 40 | 34 | 34 | 33 | 33 | 32 | 30 | 26 | 24 | 24 | 24 | 26 | 28 | 30 | 31 | 31 | 30 | 34 | 45 | 24 |
| 17 | 29 | 30 | 27 | 26 | 29 | 30 | 30 | 26 | 24 | 22 | 19 | 19 | 18 | 18 | 17 | 16 | 18 | 16 | 16 | 17 | 17 | 19 | 22 | 23 | 22 | 30 | 16 |
| 18 | 22 | 23 | 22 | 23 | 23 | 23 | 21 | 16 | 13 | 12 | 13 | 13 | 13 | 13 | 12 | 12 | 11 | 12 | 12 | 14 | 14 | 15 | 16 | 15 | 16 | 23 | 11 |
| 19 | 17 | 16 | 17 | 18 | 19 | 19 | 19 | 17 | 16 | 13 | 15 | 17 | 16 | 15 | 15 | 14 | 13 | 13 | 15 | 18 | 20 | 21 | 22 | 23 | 17 | 23 | 13 |
| 20 | 25 | 26 | 27 | 28 | 27 | 29 | 30 | 26 | 23 | 22 | 21 | 20 | 22 | 46 | 46 | 28 | 48 | 44 | 41 | 50 | 47 | 43 | 48 | 50 | 34 | 50 | 20 |
| 21 | 49 | 47 | 44 | 46 | 39 | 38 | 40 | 36 | 38 | 34 | 30 | 27 | 25 | 24 | 23 | 23 | 58 | 52 | 51 | 42 | 45 | 48 | 51 | 51 | 40 | 58 | 23 |
| 22 | 50 | 51 | 51 | 50 | 48 | 55 | 55 | 54 | 44 | 36 | 35 | 33 | 31 | 34 | 47 | 50 | 49 | 38 | 39 | 48 | 46 | 50 | 50 | 54 | 46 | 55 | 31 |
| 23 | 49 | 50 | 50 | 55 | 51 | 50 | 47 | 42 | 41 | 37 | 35 | 34 | 30 | 29 | 29 | 27 | 26 | 40 | 42 | 46 | 48 | 44 | 41 | 45 | 41 | 55 | 26 |
| 24 | 45 | 45 | 58 | 53 | 55 | 58 | 60 | 63 | 63 | 59 | 57 | 60 | 68 | 61 | 54 | 47 | 42 | 39 | 42 | 47 | 52 | 52 | 54 | 53 | 54 | 68 | 39 |
| 25 | 53 | 52 | 53 | 52 | 49 | 54 | 53 | 45 | 42 | 35 | 31 | 27 | 25 | 26 | 25 | 23 | 22 | 23 | 24 | 26 | 26 | 27 | 28 | 29 | 35 | 54 | 22 |
| 26 | 29 | 30 | 31 | 33 | 35 | 36 | 35 | 31 | 28 | 28 | 25 | 25 | 24 | 21 | 20 | 19 | 18 | 18 | 19 | 21 | 23 | 24 | 26 | 27 | 26 | 36 | 18 |
| 27 | 27 | 28 | 29 | 28 | 28 | 28 | 31 | 30 | 29 | 28 | 27 | 27 | 25 | 23 | 23 | 19 | 19 | 20 | 21 | 26 | 23 | 26 | 28 | 32 | 26 | 32 | 19 |
| 28 | 35 | 35 | 39 | 42 | 44 | 42 | 41 | 39 | 41 | 39 | 38 | 36 | 33 | 30 | 27 | 42 | 63 | 80 | 84 | 89 | 89 | 79 | 68 | 69 | 51 | 89 | 27 |
| 29 | 70 | 68 | 56 | 62 | 64 | 65 | 67 | 65 | 55 | 45 | 39 | 35 | 32 | 31 | 29 | 46 | 64 | 74 | 92 | 92 | 89 | 92 | 91 | 90 | 63 | 92 | 29 |
| 30 | 90 | 88 | 86 | 85 | 77 | 75 | 80 | 65 | 54 | 52 | 49 | 40 | 35 | 39 | 41 | 38 | 35 | 36 | 37 | 39 | 46 | 53 | 55 | 61 | 56 | 90 | 35 |
| 31 | 60 | 66 | 65 | 58 | 65 | 58 | 60 | 61 | 49 | 44 | 43 | 39 | 34 | 33 | 33 | 30 | 27 | 30 | 34 | 46 | 52 | 56 | 57 | 59 | 48 | 66 | 27 |
| Avg | 41 | 42 | 42 | 43 | 43 | 44 | 44 | 40 | 35 | 33 | 31 | 31 | 30 | 29 | 27 | 27 | 30 | 32 | 33 | 36 | 38 | 39 | 40 | 42 | 36 | -- | -- |
| Max | 90 | 88 | 86 | 85 | 82 | 76 | 80 | 70 | 63 | 60 | 58 | 84 | 86 | 82 | 71 | 67 | 77 | 83 | 92 | 92 | 89 | 92 | 91 | 90 | -- | 92 | -- |
| Min | 12 | 12 | 13 | 14 | 14 | 12 | 13 | 13 | 11 | 9 | 9 | 8 | 8 | 8 | 8 | 8 | 8 | 8 | 8 | 10 | 10 | 10 | 11 | 12 | -- | -- | 8 |

-- Indicates Invalid Data

# SAROAD for Resolution, West_Plant
# "Component, Channel: Table100, RH_Percent"
# Month: Aug 2012

## Hour of day

| Day | 1 | 2 | 3 | 4 | 5 | 6 | 7 | 8 | 9 | 10 | 11 | 12 | 13 | 14 | 15 | 16 | 17 | 18 | 19 | 20 | 21 | 22 | 23 | 24 | Avg | Max | Min |
|---|---|---|---|---|---|---|---|---|---|---|---|---|---|---|---|---|---|---|---|---|---|---|---|---|---|---|---|
| 1 | 64 | 64 | 66 | 68 | 67 | 70 | 68 | 58 | 47 | 38 | 39 | 36 | 32 | 29 | 28 | 26 | 25 | 25 | 25 | 27 | 29 | 34 | 36 | 39 | 43 | 70 | 25 |
| 2 | 42 | 43 | 44 | 43 | 43 | 45 | 44 | 31 | 27 | 25 | 25 | 23 | 21 | 20 | 20 | 19 | 19 | 18 | 19 | 22 | 26 | 28 | 30 | 32 | 30 | 45 | 18 |
| 3 | 32 | 34 | 36 | 36 | 37 | 40 | 41 | 37 | 29 | 25 | 24 | 21 | 20 | 19 | 18 | 17 | 16 | 16 | 17 | 20 | 20 | 23 | 23 | 25 | 26 | 41 | 16 |
| 4 | 28 | 29 | 32 | 35 | 36 | 33 | 35 | 31 | 28 | 25 | 23 | 20 | 19 | 17 | 15 | 14 | 14 | 14 | 15 | 17 | 17 | 19 | 20 | 23 | 23 | 36 | 14 |
| 5 | 25 | 28 | 28 | 28 | 29 | 31 | 36 | 38 | 33 | 30 | 25 | 22 | 24 | 24 | 22 | 20 | 19 | 18 | 20 | 23 | 24 | 34 | 48 | 45 | 28 | 48 | 18 |
| 6 | 38 | 32 | 39 | 40 | 40 | 39 | 40 | 36 | 35 | 28 | 25 | 21 | 19 | 18 | 20 | 20 | 21 | 21 | 22 | 22 | 24 | 21 | 24 | 25 | 28 | 40 | 18 |
| 7 | 25 | 27 | 30 | 31 | 35 | 37 | 37 | 33 | 27 | 25 | 24 | 22 | 22 | 21 | 21 | 19 | 19 | 19 | 18 | 19 | 20 | 21 | 23 | 23 | 25 | 37 | 18 |
| 8 | 23 | 25 | 23 | 26 | 27 | 31 | 31 | 28 | 26 | 24 | 20 | 19 | 19 | 18 | 18 | 16 | 16 | 24 | 33 | 29 | 29 | 28 | 30 | 29 | 25 | 33 | 16 |
| 9 | 30 | 34 | 33 | 33 | 31 | 33 | 37 | 30 | 26 | 24 | 19 | 16 | 14 | 11 | 9 | 10 | 11 | 11 | 11 | 14 | 16 | 18 | 19 | 19 | 21 | 37 | 9 |
| 10 | 17 | 17 | 16 | 16 | 16 | 16 | 17 | 15 | 16 | 19 | 18 | 12 | 10 | 9 | 10 | 10 | 10 | 10 | 10 | 11 | 12 | 13 | 14 | 15 | 14 | 19 | 9 |
| 11 | 15 | 18 | 19 | 21 | 28 | 30 | 32 | 25 | 19 | 18 | 15 | 14 | 14 | 12 | 17 | 18 | 16 | 14 | 19 | 21 | 20 | 23 | 24 | 24 | 20 | 32 | 12 |
| 12 | 25 | 25 | 26 | 27 | 28 | 26 | 27 | 25 | 19 | 16 | 13 | 12 | 10 | 8 | 7 | 8 | 11 | 12 | 13 | 14 | 15 | 14 | 15 | 16 | 17 | 28 | 7 |
| 13 | 18 | 19 | 19 | 20 | 21 | 19 | 18 | 16 | 16 | 16 | 14 | 13 | 13 | 12 | 12 | 18 | 13 | 12 | 13 | 15 | 20 | 21 | 23 | 21 | 17 | 23 | 12 |
| 14 | 22 | 23 | 24 | 24 | 26 | 26 | 25 | 21 | 19 | 16 | 15 | 16 | 15 | 15 | 15 | 14 | 13 | 14 | 14 | 16 | 17 | 21 | 28 | 34 | 20 | 34 | 13 |
| 15 | 40 | 44 | 50 | 57 | 55 | 53 | 53 | 48 | 46 | 45 | 42 | 39 | 41 | 37 | 37 | 35 | 38 | 38 | 38 | 40 | 41 | 42 | 43 | 43 | 44 | 57 | 35 |
| 16 | 44 | 45 | 45 | 47 | 50 | 53 | 52 | 54 | 53 | 50 | 44 | 39 | 40 | 40 | 39 | 41 | 41 | 43 | 46 | 47 | 49 | 49 | 51 | 55 | 47 | 55 | 39 |
| 17 | 87 | 78 | 73 | 62 | 65 | 64 | 64 | 60 | 58 | 54 | 48 | 44 | 48 | 47 | 46 | 59 | 63 | 63 | 60 | 64 | 68 | 72 | 76 | 77 | 63 | 87 | 44 |
| 18 | 79 | 79 | 81 | 85 | 82 | 82 | 82 | 79 | 73 | 65 | 57 | 52 | 49 | 45 | 42 | 39 | 38 | 40 | 42 | 43 | 47 | 51 | 53 | 56 | 60 | 85 | 38 |
| 19 | 57 | 55 | 56 | 60 | 62 | 65 | 65 | 57 | 49 | 44 | 40 | 37 | 36 | 33 | 34 | 32 | 31 | 31 | 32 | 32 | 41 | 44 | 40 | 35 | 44 | 65 | 31 |
| 20 | 44 | 46 | 46 | 49 | 51 | 47 | 50 | 44 | 39 | 36 | 34 | 32 | 28 | 25 | 28 | 26 | 25 | 30 | 34 | 37 | 39 | 36 | 40 | 41 | 38 | 51 | 25 |
| 21 | 48 | 51 | 53 | 55 | 56 | 57 | 60 | 59 | 58 | 53 | 48 | 44 | 42 | 38 | 36 | 34 | 33 | 34 | 49 | 58 | 50 | 50 | 86 | 90 | 52 | 90 | 33 |
| 22 | 79 | 72 | 77 | 74 | 59 | 58 | 61 | 68 | 61 | 59 | 74 | 74 | 64 | 56 | 47 | 48 | 45 | 51 | 56 | 65 | 70 | 72 | 74 | 75 | 64 | 79 | 45 |
| 23 | 76 | 78 | 80 | 79 | 82 | 87 | 95 | 90 | 90 | 74 | 70 | 68 | 57 | 53 | 52 | 53 | 47 | 46 | 49 | 57 | 65 | 63 | 63 | 67 | 68 | 95 | 46 |
| 24 | 69 | 73 | 71 | 74 | 74 | 74 | 70 | 68 | 74 | 69 | 68 | 55 | 49 | 45 | 42 | 44 | 42 | 41 | 43 | 46 | 49 | 52 | 57 | 59 | 59 | 74 | 41 |
| 25 | 61 | 61 | 63 | 65 | 65 | 65 | 67 | 56 | 47 | 41 | 38 | 37 | 37 | 32 | 30 | 30 | 29 | 30 | 33 | 36 | 40 | 43 | 43 | 46 | 46 | 67 | 29 |
| 26 | 47 | 47 | 49 | 50 | 51 | 53 | 56 | 43 | 40 | 35 | 30 | 24 | 24 | 24 | 24 | 23 | 23 | 24 | 25 | 27 | 31 | 35 | 35 | 34 | 35 | 56 | 23 |
| 27 | 36 | 37 | 41 | 40 | 35 | 40 | 40 | 36 | 32 | 30 | 28 | 26 | 23 | 20 | 17 | 18 | 18 | 18 | 19 | 21 | 23 | 25 | 28 | 33 | 28 | 41 | 17 |
| 28 | 28 | 28 | 31 | 31 | 32 | 32 | 33 | 31 | 30 | 28 | 26 | 25 | 24 | 21 | 18 | 16 | 14 | 14 | 16 | 19 | 20 | 22 | 21 | 18 | 24 | 33 | 14 |
| 29 | 16 | 16 | 17 | 21 | 23 | 27 | 26 | 26 | 25 | 19 | 17 | 14 | 13 | 13 | 13 | 14 | 14 | 18 | 23 | 24 | 25 | 27 | 29 | 31 | 20 | 31 | 13 |
| 30 | 36 | 47 | 52 | 57 | 60 | 62 | 64 | 57 | 51 | 45 | 40 | 38 | 38 | 35 | 32 | 29 | 26 | 28 | 31 | 35 | 39 | 42 | 42 | 45 | 43 | 64 | 26 |
| 31 | 48 | 50 | 52 | 51 | 54 | 53 | 54 | 48 | 43 | 39 | 38 | 36 | 34 | 32 | 29 | 28 | 28 | 29 | 31 | 33 | 36 | 37 | 39 | 41 | 40 | 54 | 28 |
| Avg | 42 | 43 | 44 | 45 | 46 | 47 | 48 | 43 | 40 | 36 | 34 | 31 | 29 | 27 | 26 | 26 | 25 | 26 | 28 | 31 | 33 | 35 | 38 | 39 | 36 | -- | -- |
| Max | 87 | 79 | 81 | 85 | 82 | 87 | 95 | 90 | 90 | 74 | 74 | 74 | 64 | 56 | 52 | 59 | 63 | 63 | 60 | 65 | 70 | 72 | 86 | 90 | -- | 95 | -- |
| Min | 15 | 16 | 16 | 16 | 16 | 16 | 17 | 15 | 16 | 16 | 13 | 12 | 10 | 8 | 7 | 8 | 10 | 10 | 10 | 11 | 12 | 13 | 14 | 15 | -- | -- | 7 |

# SAROAD for Resolution, West_Plant
# "Component, Channel: Table100, RH_Percent"
# Month: Sep 2012

## Hour of day

| Day | 1 | 2 | 3 | 4 | 5 | 6 | 7 | 8 | 9 | 10 | 11 | 12 | 13 | 14 | 15 | 16 | 17 | 18 | 19 | 20 | 21 | 22 | 23 | 24 | Avg | Max | Min |
|---|---|---|---|---|---|---|---|---|---|---|---|---|---|---|---|---|---|---|---|---|---|---|---|---|---|---|---|
| 1 | 42 | 44 | 44 | 46 | 46 | 46 | 46 | 41 | 35 | 32 | 32 | 30 | 28 | 25 | 25 | 24 | 23 | 24 | 28 | 30 | 32 | 34 | 36 | 37 | 35 | 46 | 23 |
| 2 | 38 | 40 | 40 | 40 | 40 | 44 | 43 | 37 | 33 | 30 | 29 | 28 | 26 | 24 | 22 | 21 | 22 | 22 | 26 | 27 | 34 | 40 | 42 | 44 | 33 | 44 | 21 |
| 3 | 44 | 36 | 43 | 39 | 41 | 45 | 46 | 43 | 38 | 36 | 34 | 33 | 32 | 29 | 29 | 28 | 27 | 26 | 28 | 30 | 32 | 33 | 34 | 47 | 35 | 47 | 26 |
| 4 | 52 | 52 | 52 | 55 | 59 | 62 | 63 | 60 | 52 | 49 | 47 | 44 | 42 | 42 | 41 | 39 | 38 | 36 | 35 | 32 | 34 | 36 | 38 | 46 | 46 | 63 | 32 |
| 5 | 55 | 58 | 60 | 65 | 67 | 68 | 69 | 63 | 59 | 53 | 48 | 44 | 41 | 42 | 38 | 33 | 31 | 30 | 33 | 36 | 38 | 37 | 41 | 48 | 48 | 69 | 30 |
| 6 | 56 | 59 | 62 | 65 | 68 | 69 | 71 | 63 | 58 | 53 | 50 | 46 | 41 | 37 | 36 | 34 | 37 | 46 | 71 | 74 | 79 | 82 | 79 | 80 | 59 | 82 | 34 |
| 7 | 77 | 77 | 79 | 81 | 88 | 90 | 89 | 89 | 88 | 92 | 94 | 94 | 86 | 78 | 69 | 62 | 64 | 75 | 79 | 85 | 87 | 87 | 89 | 93 | 83 | 94 | 62 |
| 8 | 94 | 90 | 87 | 79 | 60 | 49 | 50 | 52 | 51 | 49 | 49 | 48 | 47 | 44 | 42 | 39 | 40 | 41 | 43 | 44 | 45 | 46 | 47 | 48 | 54 | 94 | 39 |
| 9 | 48 | 44 | 44 | 46 | 43 | 42 | 42 | 40 | 44 | 59 | 74 | 68 | 69 | 61 | 50 | 52 | 49 | 46 | 45 | 44 | 49 | 64 | 72 | 73 | 53 | 74 | 40 |
| 10 | 69 | 61 | 62 | 66 | 70 | 74 | 66 | 74 | 67 | 60 | 51 | 44 | 42 | 37 | 35 | 34 | 32 | 35 | 44 | 51 | 51 | 62 | 74 | 79 | 56 | 79 | 32 |
| 11 | 72 | 80 | 79 | 79 | 80 | 61 | 61 | 65 | 64 | 59 | 49 | 48 | 53 | 57 | 60 | 68 | 63 | 61 | 62 | 61 | 62 | 68 | 72 | 73 | 65 | 80 | 48 |
| 12 | 73 | 79 | 77 | 79 | 78 | 79 | 82 | 74 | 65 | 58 | 51 | 48 | 45 | 43 | 42 | 41 | 39 | 40 | 44 | 47 | 46 | 44 | 48 | 55 | 57 | 82 | 39 |
| 13 | 52 | 50 | 55 | 54 | 54 | 55 | 50 | 41 | 34 | 31 | 30 | 28 | 26 | 25 | 23 | 20 | 20 | 26 | 35 | 36 | 33 | 36 | 39 | 39 | 37 | 55 | 20 |
| 14 | 37 | 34 | 35 | 36 | 37 | 38 | 36 | 32 | 31 | 30 | 27 | 25 | 26 | 24 | 23 | 21 | 20 | 21 | 23 | 23 | 24 | 25 | 27 | 29 | 29 | 38 | 20 |
| 15 | 30 | 29 | 30 | 29 | 28 | 28 | 31 | 27 | 25 | 22 | 21 | 18 | 17 | 17 | 16 | 16 | 15 | 15 | 17 | 20 | 22 | 24 | 25 | 28 | 23 | 31 | 15 |
| 16 | 28 | 27 | 29 | 30 | 30 | 30 | 31 | 28 | 24 | 18 | 16 | 16 | 15 | 14 | 14 | 14 | 15 | 15 | 17 | 19 | 22 | 24 | 24 | 25 | 22 | 31 | 14 |
| 17 | 26 | 30 | 31 | 36 | 39 | 44 | 48 | 41 | 35 | 32 | 32 | 31 | 25 | 22 | 22 | 22 | 22 | 23 | 27 | 28 | 30 | 33 | 36 | 39 | 31 | 48 | 22 |
| 18 | 40 | 40 | 42 | 43 | 43 | 46 | 45 | 40 | 32 | 29 | 23 | 19 | 19 | 16 | 15 | 13 | 12 | 16 | 18 | 21 | 23 | 25 | 24 | 18 | 28 | 46 | 12 |
| 19 | 19 | 21 | 22 | 23 | 22 | 21 | 19 | 20 | 17 | 15 | 14 | 13 | 8 | 7 | 7 | 7 | 7 | 7 | 8 | 12 | 15 | 18 | 18 | 17 | 15 | 23 | 7 |
| 20 | 19 | 18 | 19 | 19 | 19 | 21 | 20 | 20 | 18 | 16 | 13 | 12 | 11 | 10 | 10 | 10 | 10 | 11 | 13 | 14 | 16 | 16 | 20 | 20 | 16 | 21 | 10 |
| 21 | 20 | 21 | 21 | 22 | 22 | 22 | 22 | 21 | 16 | 14 | 13 | 12 | 10 | 9 | 10 | 9 | 10 | 11 | 12 | 13 | 14 | 15 | 18 | 18 | 16 | 22 | 9 |
| 22 | 19 | 18 | 19 | 18 | 17 | 17 | 18 | 16 | 14 | 12 | 11 | 8 | 8 | 7 | 7 | 8 | 9 | 10 | 11 | 12 | 13 | 14 | 15 | 16 | 13 | 19 | 7 |
| 23 | 16 | 14 | 15 | 17 | 15 | 15 | 14 | 13 | 13 | 12 | 10 | 9 | 9 | 10 | 9 | 10 | 9 | 9 | 13 | 15 | 17 | 19 | 20 | 19 | 13 | 20 | 9 |
| 24 | 21 | 22 | 21 | 21 | 21 | 23 | 23 | 22 | 21 | 19 | 16 | 15 | 15 | 15 | 13 | 13 | 12 | 13 | 14 | 16 | 19 | 20 | 21 | 21 | 18 | 23 | 12 |
| 25 | 22 | 22 | 24 | 26 | 28 | 26 | 26 | 26 | 25 | 24 | 22 | 19 | 17 | 17 | 18 | 16 | 16 | 17 | 19 | 20 | 21 | 21 | 25 | 25 | 22 | 28 | 16 |
| 26 | 26 | 27 | 26 | 28 | 25 | 26 | 27 | 24 | 22 | 19 | 19 | 18 | 21 | 21 | 20 | 19 | 19 | 18 | 20 | 21 | 21 | 24 | 25 | 25 | 23 | 28 | 18 |
| 27 | 26 | 27 | 26 | 26 | 26 | 28 | 28 | 25 | 20 | 19 | 17 | 16 | 17 | 16 | 16 | 15 | 14 | 16 | 18 | 20 | 21 | 22 | 23 | 25 | 21 | 28 | 14 |
| 28 | 26 | 26 | 27 | 29 | 29 | 31 | 32 | 32 | 30 | 28 | 29 | 27 | 26 | 27 | 24 | 22 | 22 | 24 | 28 | 29 | 31 | 35 | 35 | 35 | 28 | 35 | 22 |
| 29 | 34 | 34 | 35 | 35 | 37 | 39 | 40 | 38 | 35 | 33 | 30 | 26 | 23 | 21 | 20 | 20 | 20 | 21 | 23 | 25 | 27 | 28 | 29 | 30 | 29 | 40 | 20 |
| 30 | 30 | 29 | 29 | 28 | 28 | 29 | 29 | 28 | 23 | 18 | 12 | 10 | 9 | 9 | 9 | 9 | 9 | 10 | 13 | 13 | 13 | 13 | 9 | 8 | 17 | 30 | 8 |
| Avg | 40 | 40 | 41 | 42 | 42 | 42 | 42 | 40 | 36 | 34 | 32 | 30 | 28 | 27 | 25 | 25 | 24 | 26 | 29 | 31 | 32 | 35 | 37 | 39 | 34 | -- | -- |
| Max | 94 | 90 | 87 | 81 | 88 | 90 | 89 | 89 | 88 | 92 | 94 | 94 | 86 | 78 | 69 | 68 | 64 | 75 | 79 | 85 | 87 | 87 | 89 | 93 | -- | 94 | -- |
| Min | 16 | 14 | 15 | 17 | 15 | 15 | 14 | 13 | 13 | 12 | 10 | 8 | 8 | 7 | 7 | 7 | 7 | 7 | 8 | 12 | 13 | 13 | 9 | 8 | -- | -- | 7 |

## SAROAD for Resolution, West_Plant
## "Component, Channel: Table100, Precip_Inches"
## Month: Jul 2012

### Hour of day

| Day | 1 | 2 | 3 | 4 | 5 | 6 | 7 | 8 | 9 | 10 | 11 | 12 | 13 | 14 | 15 | 16 | 17 | 18 | 19 | 20 | 21 | 22 | 23 | 24 | Total | Max | Min |
|---|---|---|---|---|---|---|---|---|---|---|---|---|---|---|---|---|---|---|---|---|---|---|---|---|---|---|---|
| 1 | 0 | 0 | 0 | 0 | 0 | 0 | 0 | 0 | 0 | 0 | 0 | 0 | 0 | 0 | 0 | 0 | 0 | 0 | 0 | 0 | 0 | 0 | 0 | 0 | 0 | 0 | 0 |
| 2 | 0 | 0 | 0 | 0 | 0 | 0 | 0 | 0 | 0 | 0 | 0 | 0 | 0 | 0 | 0 | 0 | 0 | 0 | 0 | 0 | 0 | 0 | 0 | 0 | 0 | 0 | 0 |
| 3 | 0 | 0 | 0 | 0 | 0 | 0 | 0 | 0 | 0 | 0 | 0 | 0 | 0 | 0 | 0 | 0 | 0 | 0 | 0 | 0 | 0 | 0 | 0 | 0 | 0 | 0 | 0 |
| 4 | 0 | 0 | 0 | 0 | 0 | 0 | 0 | 0 | 0 | 0 | 0.008 | 0.012 | 0.016 | 0 | 0 | 0 | 0.024 | 0.008 | 0 | 0 | 0 | 0 | 0 | 0 | 0.068 | 0.024 | 0 |
| 5 | 0 | 0 | 0 | 0 | 0 | 0 | 0 | 0 | 0 | 0 | 0 | 0 | 0 | 0 | 0 | 0 | 0 | 0 | 0 | 0 | 0 | 0 | 0 | 0 | 0 | 0 | 0 |
| 6 | 0 | 0 | 0 | 0 | 0 | 0 | 0 | 0 | 0 | 0 | 0 | 0 | 0 | 0 | 0 | 0 | 0 | 0 | 0 | 0 | 0 | 0 | 0 | 0 | 0 | 0 | 0 |
| 7 | 0 | 0 | 0 | 0 | 0 | 0 | 0 | 0 | 0 | 0 | 0 | 0 | 0 | 0 | 0 | 0 | 0 | 0 | 0 | 0 | 0 | 0 | 0 | 0 | 0 | 0 | 0 |
| 8 | 0 | 0 | 0 | 0 | 0 | 0 | 0 | 0 | 0 | 0 | 0 | 0 | 0 | 0 | 0 | 0 | 0 | 0 | 0 | 0 | 0 | 0 | 0 | 0 | 0 | 0 | 0 |
| 9 | 0 | 0 | 0 | 0 | 0 | 0 | 0 | 0 | 0 | 0 | 0 | 0 | 0 | 0 | 0 | 0 | 0 | 0 | 0 | 0 | 0 | 0 | 0 | 0 | 0 | 0 | 0 |
| 10 | 0 | 0 | 0 | 0 | 0 | 0 | 0 | 0 | 0 | 0 | 0 | 0 | 0 | 0 | 0 | 0 | 0 | 0 | 0 | 0 | 0.012 | 0.185 | 0 | 0 | 0.197 | 0.185 | 0 |
| 11 | 0 | 0 | 0 | 0 | 0 | 0 | 0 | 0 | 0 | 0 | 0 | 0 | 0 | 0 | 0 | 0 | 0 | 0 | 0 | 0 | 0 | 0 | 0 | 0.032 | 0.032 | 0.032 | 0 |
| 12 | 0 | 0 | 0 | 0 | 0 | 0 | 0 | 0 | 0 | 0 | 0 | 0 | 0 | 0 | 0 | 0 | 0 | 0 | 0 | 0 | 0 | 0 | 0 | 0 | 0 | 0 | 0 |
| 13 | 0 | 0 | 0 | 0 | 0 | 0 | 0 | 0 | 0 | 0 | 0 | 0 | 0 | 0 | 0 | 0 | 0 | 0 | 0 | 0 | 0 | 0 | 0 | 0 | 0 | 0 | 0 |
| 14 | 0 | 0 | 0 | 0 | 0 | 0 | 0 | 0.004 | 0 | 0 | 0 | 0 | 0 | 0 | 0 | 0 | 0 | 0 | 0 | 0 | 0 | 0 | 0 | 0 | 0.004 | 0.004 | 0 |
| 15 | 0 | 0 | 0 | 0 | 0 | 0 | 0 | 0 | 0 | 0 | 0 | 0.004 | 0 | 0 | 0 | 0 | 0 | 0 | 0 | 0 | 0 | 0 | 0 | 0 | 0.004 | 0.004 | 0 |
| 16 | 0 | 0 | 0 | 0 | 0 | 0 | 0 | 0 | 0 | 0 | 0 | 0 | 0 | 0 | 0 | 0 | 0 | 0 | 0 | 0 | 0 | 0 | 0 | 0 | 0 | 0 | 0 |
| 17 | 0 | 0 | 0 | 0 | 0 | 0 | 0 | 0 | 0 | 0 | 0 | 0 | 0 | 0 | 0 | 0 | 0 | 0 | 0 | 0 | 0 | 0 | 0 | 0 | 0 | 0 | 0 |
| 18 | 0 | 0 | 0 | 0 | 0 | 0 | 0 | 0 | 0 | 0 | 0 | 0 | 0 | 0 | 0 | 0 | 0 | 0 | 0 | 0 | 0 | 0 | 0 | 0 | 0 | 0 | 0 |
| 19 | 0 | 0 | 0 | 0 | 0 | 0 | 0 | 0 | 0 | 0 | 0 | 0 | 0 | 0 | 0 | 0 | 0 | 0 | 0 | 0 | 0 | 0 | 0 | 0 | 0 | 0 | 0 |
| 20 | 0 | 0 | 0 | 0 | 0 | 0 | 0 | 0 | 0 | 0 | 0 | 0 | 0 | 0.067 | 0 | 0 | 0.068 | 0.004 | 0 | 0 | 0 | 0 | 0 | 0 | 0.139 | 0.068 | 0 |
| 21 | 0.004 | 0 | 0 | 0 | 0 | 0 | 0 | 0 | 0 | 0 | 0 | 0 | 0 | 0 | 0 | 0 | 0 | 0.004 | 0 | 0 | 0 | 0 | 0 | 0 | 0.008 | 0.004 | 0 |
| 22 | 0 | 0 | 0 | 0 | 0 | 0 | 0 | 0 | 0 | 0 | 0 | 0 | 0 | 0 | 0 | 0 | 0 | 0 | 0 | 0 | 0 | 0 | 0 | 0 | 0 | 0 | 0 |
| 23 | 0 | 0 | 0 | 0 | 0 | 0 | 0 | 0 | 0 | 0 | 0 | 0 | 0 | 0 | 0 | 0 | 0 | 0 | 0 | 0 | 0 | 0 | 0 | 0 | 0 | 0 | 0 |
| 24 | 0 | 0 | 0.114 | 0 | 0 | 0.004 | 0 | 0 | 0 | 0.004 | 0 | 0 | 0.028 | 0 | 0 | 0 | 0 | 0 | 0 | 0 | 0 | 0 | 0 | 0 | 0.15 | 0.114 | 0 |
| 25 | 0 | 0 | 0 | 0 | 0 | 0 | 0 | 0 | 0 | 0 | 0 | 0 | 0 | 0 | 0 | 0 | 0 | 0 | 0 | 0 | 0 | 0 | 0 | 0 | 0 | 0 | 0 |
| 26 | 0 | 0 | 0 | 0 | 0 | 0 | 0 | 0 | 0 | 0 | 0 | 0 | 0 | 0 | 0 | 0 | 0 | 0 | 0 | 0 | 0 | 0 | 0 | 0 | 0 | 0 | 0 |
| 27 | 0 | 0 | 0 | 0 | 0 | 0 | 0 | 0 | 0 | 0 | 0 | 0 | 0 | 0 | 0 | 0 | 0 | 0 | 0 | 0 | 0 | 0 | 0 | 0 | 0 | 0 | 0 |
| 28 | 0 | 0 | 0 | 0 | 0 | 0 | 0 | 0 | 0 | 0 | 0 | 0 | 0 | 0 | 0 | 0.012 | 0.095 | 0.173 | 0.071 | 0.008 | 0 | 0.004 | 0 | 0 | 0.363 | 0.173 | 0 |
| 29 | 0 | 0 | 0 | 0 | 0 | 0 | 0 | 0 | 0 | 0 | 0 | 0 | 0 | 0 | 0 | 0 | 0 | 0.004 | 0.5 | 0.04 | 0.004 | 0 | 0 | 0 | 0.548 | 0.5 | 0 |
| 30 | 0 | 0 | 0 | 0 | 0 | 0 | 0 | 0 | 0 | 0 | 0 | 0 | 0 | 0 | 0 | 0 | 0 | 0 | 0 | 0 | 0 | 0 | 0 | 0 | 0 | 0 | 0 |
| 31 | 0.201 | 0.04 | 0 | 0 | 0 | 0 | 0 | 0 | 0 | 0 | 0 | 0 | 0 | 0 | 0 | 0 | 0 | 0 | 0 | 0 | 0 | 0 | 0 | 0 | 0.241 | 0.201 | 0 |
| Total | 0.205 | 0.04 | 0.114 | 0 | 0 | 0.004 | 0 | 0.004 | 0 | 0.004 | 0.008 | 0.016 | 0.044 | 0.067 | 0 | 0.012 | 0.187 | 0.193 | 0.571 | 0.048 | 0.016 | 0.189 | 0 | 0.032 | 1.754 | -- | -- |
| Max | 0.201 | 0.04 | 0.114 | 0 | 0 | 0.004 | 0 | 0.004 | 0 | 0.004 | 0.008 | 0.012 | 0.028 | 0.067 | 0 | 0.012 | 0.095 | 0.173 | 0.5 | 0.04 | 0.012 | 0.185 | 0 | 0.032 | -- | 0.5 | -- |
| Min | 0 | 0 | 0 | 0 | 0 | 0 | 0 | 0 | 0 | 0 | 0 | 0 | 0 | 0 | 0 | 0 | 0 | 0 | 0 | 0 | 0 | 0 | 0 | 0 | -- | -- | 0 |

## SAROAD for Resolution, West_Plant
## "Component, Channel: Table100, Precip_Inches"
## Month: Aug 2012

### Hour of day

| Day | 1 | 2 | 3 | 4 | 5 | 6 | 7 | 8 | 9 | 10 | 11 | 12 | 13 | 14 | 15 | 16 | 17 | 18 | 19 | 20 | 21 | 22 | 23 | 24 | Total | Max | Min |
|---|---|---|---|---|---|---|---|---|---|---|---|---|---|---|---|---|---|---|---|---|---|---|---|---|---|---|---|
| 1 | 0 | 0 | 0 | 0 | 0 | 0 | 0 | 0 | 0 | 0 | 0 | 0 | 0 | 0 | 0 | 0 | 0 | 0 | 0 | 0 | 0 | 0 | 0 | 0 | 0 | 0 | 0 |
| 2 | 0 | 0 | 0 | 0 | 0 | 0 | 0 | 0 | 0 | 0 | 0 | 0 | 0 | 0 | 0 | 0 | 0 | 0 | 0 | 0 | 0 | 0 | 0 | 0 | 0 | 0 | 0 |
| 3 | 0 | 0 | 0 | 0 | 0 | 0 | 0 | 0 | 0 | 0 | 0 | 0 | 0 | 0 | 0 | 0 | 0 | 0 | 0 | 0 | 0 | 0 | 0 | 0 | 0 | 0 | 0 |
| 4 | 0 | 0 | 0 | 0 | 0 | 0 | 0 | 0 | 0 | 0 | 0 | 0 | 0 | 0 | 0 | 0 | 0 | 0 | 0 | 0 | 0 | 0 | 0 | 0 | 0 | 0 | 0 |
| 5 | 0 | 0 | 0 | 0 | 0 | 0 | 0 | 0 | 0 | 0 | 0 | 0 | 0 | 0 | 0 | 0 | 0 | 0 | 0 | 0 | 0 | 0.012 | 0 | 0 | 0.012 | 0.012 | 0 |
| 6 | 0 | 0 | 0 | 0 | 0 | 0 | 0 | 0 | 0 | 0 | 0 | 0 | 0 | 0 | 0 | 0 | 0 | 0 | 0 | 0 | 0 | 0 | 0 | 0 | 0 | 0 | 0 |
| 7 | 0 | 0 | 0 | 0 | 0 | 0 | 0 | 0 | 0 | 0 | 0 | 0 | 0 | 0 | 0 | 0 | 0 | 0 | 0 | 0 | 0 | 0 | 0 | 0 | 0 | 0 | 0 |
| 8 | 0 | 0 | 0 | 0 | 0 | 0 | 0 | 0 | 0 | 0 | 0 | 0 | 0 | 0 | 0 | 0 | 0 | 0 | 0 | 0 | 0 | 0 | 0 | 0 | 0 | 0 | 0 |
| 9 | 0 | 0 | 0 | 0 | 0 | 0 | 0 | 0 | 0 | 0 | 0 | 0 | 0 | 0 | 0 | 0 | 0 | 0 | 0 | 0 | 0 | 0 | 0 | 0 | 0 | 0 | 0 |
| 10 | 0 | 0 | 0 | 0 | 0 | 0 | 0 | 0 | 0 | 0 | 0 | 0 | 0 | 0 | 0 | 0 | 0 | 0 | 0 | 0 | 0 | 0 | 0 | 0 | 0 | 0 | 0 |
| 11 | 0 | 0 | 0 | 0 | 0 | 0 | 0 | 0 | 0 | 0 | 0 | 0 | 0 | 0 | 0 | 0 | 0 | 0 | 0 | 0 | 0 | 0 | 0 | 0 | 0 | 0 | 0 |
| 12 | 0 | 0 | 0 | 0 | 0 | 0 | 0 | 0 | 0 | 0 | 0 | 0 | 0 | 0 | 0 | 0 | 0 | 0 | 0 | 0 | 0 | 0 | 0 | 0 | 0 | 0 | 0 |
| 13 | 0 | 0 | 0 | 0 | 0 | 0 | 0 | 0 | 0 | 0 | 0 | 0 | 0 | 0 | 0 | 0 | 0 | 0 | 0 | 0 | 0 | 0 | 0 | 0 | 0 | 0 | 0 |
| 14 | 0 | 0 | 0 | 0 | 0 | 0 | 0 | 0 | 0 | 0 | 0 | 0 | 0 | 0 | 0 | 0 | 0 | 0 | 0 | 0 | 0 | 0 | 0 | 0.004 | 0.004 | 0.004 | 0 |
| 15 | 0 | 0 | 0 | 0 | 0 | 0 | 0 | 0 | 0 | 0 | 0 | 0 | 0 | 0 | 0 | 0 | 0 | 0 | 0 | 0 | 0 | 0 | 0 | 0 | 0 | 0 | 0 |
| 16 | 0 | 0 | 0 | 0 | 0 | 0 | 0 | 0 | 0 | 0 | 0 | 0 | 0 | 0 | 0 | 0 | 0 | 0 | 0 | 0 | 0 | 0 | 0 | 0 | 0 | 0 | 0 |
| 17 | 0.209 | 0.02 | 0.008 | 0 | 0 | 0 | 0 | 0 | 0 | 0 | 0 | 0 | 0 | 0 | 0 | 0.004 | 0.008 | 0 | 0 | 0 | 0 | 0 | 0 | 0 | 0.249 | 0.209 | 0 |
| 18 | 0 | 0 | 0 | 0 | 0 | 0 | 0 | 0 | 0 | 0 | 0 | 0 | 0 | 0 | 0 | 0 | 0 | 0 | 0 | 0 | 0 | 0 | 0 | 0 | 0 | 0 | 0 |
| 19 | 0 | 0 | 0 | 0 | 0 | 0 | 0 | 0 | 0 | 0 | 0 | 0 | 0 | 0 | 0 | 0 | 0 | 0 | 0 | 0 | 0 | 0 | 0 | 0 | 0 | 0 | 0 |
| 20 | 0 | 0 | 0 | 0 | 0 | 0 | 0 | 0 | 0 | 0 | 0 | 0 | 0 | 0 | 0 | 0 | 0 | 0 | 0 | 0 | 0 | 0 | 0 | 0 | 0 | 0 | 0 |
| 21 | 0 | 0 | 0 | 0 | 0 | 0 | 0 | 0 | 0 | 0 | 0 | 0 | 0 | 0 | 0 | 0 | 0 | 0 | 0.256 | 0.043 | 0 | 0.004 | 0.032 | 0.048 | 0.383 | 0.256 | 0 |
| 22 | 0.04 | 0 | 0 | 0 | 0.004 | 0 | 0 | 0 | 0 | 0 | 0 | 0 | 0 | 0 | 0 | 0 | 0 | 0 | 0 | 0 | 0 | 0 | 0 | 0 | 0.044 | 0.04 | 0 |
| 23 | 0 | 0.063 | 0.004 | 0 | 0.008 | 0.048 | 0.308 | 0.016 | 0 | 0 | 0 | 0 | 0 | 0 | 0 | 0 | 0 | 0 | 0 | 0 | 0 | 0 | 0 | 0 | 0.447 | 0.308 | 0 |
| 24 | 0 | 0 | 0 | 0 | 0 | 0 | 0 | 0 | 0 | 0 | 0 | 0 | 0 | 0 | 0 | 0 | 0 | 0 | 0 | 0 | 0 | 0 | 0 | 0 | 0 | 0 | 0 |
| 25 | 0 | 0 | 0 | 0 | 0 | 0 | 0 | 0 | 0 | 0 | 0 | 0 | 0 | 0 | 0 | 0 | 0 | 0 | 0 | 0 | 0 | 0 | 0 | 0 | 0 | 0 | 0 |
| 26 | 0 | 0 | 0 | 0 | 0 | 0 | 0 | 0 | 0 | 0 | 0 | 0 | 0 | 0 | 0 | 0 | 0 | 0 | 0 | 0 | 0 | 0 | 0 | 0 | 0 | 0 | 0 |
| 27 | 0 | 0 | 0 | 0 | 0 | 0 | 0 | 0 | 0 | 0 | 0 | 0 | 0 | 0 | 0 | 0 | 0 | 0 | 0 | 0 | 0 | 0 | 0 | 0 | 0 | 0 | 0 |
| 28 | 0 | 0 | 0 | 0 | 0 | 0 | 0 | 0 | 0 | 0 | 0 | 0 | 0 | 0 | 0 | 0 | 0 | 0 | 0 | 0 | 0 | 0 | 0 | 0 | 0 | 0 | 0 |
| 29 | 0 | 0 | 0 | 0 | 0 | 0 | 0 | 0 | 0 | 0 | 0 | 0 | 0 | 0 | 0 | 0 | 0 | 0 | 0 | 0 | 0 | 0 | 0 | 0 | 0 | 0 | 0 |
| 30 | 0 | 0 | 0 | 0 | 0 | 0 | 0 | 0 | 0 | 0 | 0 | 0 | 0 | 0 | 0.032 | 0 | 0 | 0 | 0 | 0 | 0 | 0 | 0 | 0 | 0.032 | 0.032 | 0 |
| 31 | 0 | 0 | 0 | 0 | 0 | 0 | 0 | 0 | 0 | 0 | 0 | 0 | 0 | 0 | 0 | 0 | 0 | 0 | 0 | 0 | 0 | 0 | 0 | 0 | 0 | 0 | 0 |
| Total | 0.249 | 0.083 | 0.012 | 0 | 0.012 | 0.048 | 0.308 | 0.016 | 0 | 0 | 0 | 0 | 0 | 0 | 0.032 | 0.004 | 0.008 | 0 | 0.256 | 0.043 | 0 | 0.016 | 0.032 | 0.052 | 1.171 | -- | -- |
| Max | 0.209 | 0.063 | 0.008 | 0 | 0.008 | 0.048 | 0.308 | 0.016 | 0 | 0 | 0 | 0 | 0 | 0 | 0.032 | 0.004 | 0.008 | 0 | 0.256 | 0.043 | 0 | 0.012 | 0.032 | 0.048 | -- | 0.308 | -- |
| Min | 0 | 0 | 0 | 0 | 0 | 0 | 0 | 0 | 0 | 0 | 0 | 0 | 0 | 0 | 0 | 0 | 0 | 0 | 0 | 0 | 0 | 0 | 0 | 0 | -- | -- | 0 |

# SAROAD for Resolution, West_Plant
# "Component, Channel: Table100, Precip_Inches"
# Month: Sep 2012

## Hour of day

| Day | 1 | 2 | 3 | 4 | 5 | 6 | 7 | 8 | 9 | 10 | 11 | 12 | 13 | 14 | 15 | 16 | 17 | 18 | 19 | 20 | 21 | 22 | 23 | 24 | Total | Max | Min |
|---|---|---|---|---|---|---|---|---|---|---|---|---|---|---|---|---|---|---|---|---|---|---|---|---|---|---|---|
| 1 | 0 | 0 | 0 | 0 | 0 | 0 | 0 | 0 | 0 | 0 | 0 | 0 | 0 | 0 | 0 | 0 | 0 | 0 | 0 | 0 | 0 | 0 | 0 | 0 | 0 | 0 | 0 |
| 2 | 0 | 0 | 0 | 0 | 0 | 0 | 0 | 0 | 0 | 0 | 0 | 0 | 0 | 0 | 0 | 0 | 0 | 0 | 0 | 0 | 0 | 0 | 0 | 0 | 0 | 0 | 0 |
| 3 | 0 | 0 | 0 | 0 | 0 | 0 | 0 | 0 | 0 | 0 | 0 | 0 | 0 | 0 | 0 | 0 | 0 | 0 | 0 | 0 | 0 | 0 | 0 | 0 | 0 | 0 | 0 |
| 4 | 0 | 0 | 0 | 0 | 0 | 0 | 0 | 0 | 0 | 0 | 0 | 0 | 0 | 0 | 0 | 0 | 0 | 0 | 0 | 0 | 0 | 0 | 0 | 0 | 0 | 0 | 0 |
| 5 | 0 | 0 | 0 | 0 | 0 | 0 | 0 | 0 | 0 | 0 | 0 | 0 | 0 | 0 | 0 | 0 | 0 | 0 | 0 | 0 | 0 | 0 | 0 | 0 | 0 | 0 | 0 |
| 6 | 0 | 0 | 0 | 0 | 0 | 0 | 0 | 0 | 0 | 0 | 0 | 0 | 0 | 0 | 0 | 0 | 0 | 0 | 0.048 | 0.028 | 0.004 | 0 | 0 | 0 | 0.08 | 0.048 | 0 |
| 7 | 0 | 0 | 0 | 0.02 | 0.213 | 0.098 | 0.012 | 0 | 0.004 | 0.024 | 0.008 | 0 | 0 | 0 | 0 | 0 | 0 | 0 | 0 | 0 | 0 | 0 | 0 | 0 | 0.379 | 0.213 | 0 |
| 8 | 0 | 0 | 0 | 0 | 0 | 0 | 0 | 0 | 0 | 0 | 0 | 0 | 0 | 0 | 0 | 0 | 0 | 0 | 0 | 0 | 0 | 0 | 0 | 0 | 0 | 0 | 0 |
| 9 | 0 | 0 | 0 | 0 | 0 | 0 | 0 | 0 | 0 | 0.036 | 0.182 | 0.004 | 0.036 | 0.004 | 0 | 0 | 0 | 0 | 0 | 0 | 0 | 0 | 0 | 0 | 0.262 | 0.182 | 0 |
| 10 | 0 | 0 | 0 | 0 | 0 | 0 | 0.044 | 0.193 | 0 | 0.004 | 0 | 0 | 0 | 0 | 0 | 0 | 0 | 0 | 0 | 0 | 0 | 0 | 0 | 0 | 0.241 | 0.193 | 0 |
| 11 | 0 | 0 | 0 | 0 | 0 | 0 | 0 | 0 | 0 | 0 | 0 | 0 | 0 | 0 | 0 | 0 | 0 | 0 | 0 | 0 | 0 | 0 | 0 | 0 | 0 | 0 | 0 |
| 12 | 0 | 0 | 0 | 0 | 0 | 0 | 0 | 0 | 0 | 0 | 0 | 0 | 0 | 0 | 0 | 0 | 0 | 0 | 0 | 0 | 0 | 0 | 0 | 0 | 0 | 0 | 0 |
| 13 | 0 | 0 | 0 | 0 | 0 | 0 | 0 | 0 | 0 | 0 | 0 | 0 | 0 | 0 | 0 | 0 | 0 | 0 | 0 | 0 | 0 | 0 | 0 | 0 | 0 | 0 | 0 |
| 14 | 0 | 0 | 0 | 0 | 0 | 0 | 0 | 0 | 0 | 0 | 0 | 0 | 0 | 0 | 0 | 0 | 0 | 0 | 0 | 0 | 0 | 0 | 0 | 0 | 0 | 0 | 0 |
| 15 | 0 | 0 | 0 | 0 | 0 | 0 | 0 | 0 | 0 | 0 | 0 | 0 | 0 | 0 | 0 | 0 | 0 | 0 | 0 | 0 | 0 | 0 | 0 | 0 | 0 | 0 | 0 |
| 16 | 0 | 0 | 0 | 0 | 0 | 0 | 0 | 0 | 0 | 0 | 0 | 0 | 0 | 0 | 0 | 0 | 0 | 0 | 0 | 0 | 0 | 0 | 0 | 0 | 0 | 0 | 0 |
| 17 | 0 | 0 | 0 | 0 | 0 | 0 | 0 | 0 | 0 | 0 | 0 | 0 | 0 | 0 | 0 | 0 | 0 | 0 | 0 | 0 | 0 | 0 | 0 | 0 | 0 | 0 | 0 |
| 18 | 0 | 0 | 0 | 0 | 0 | 0 | 0 | 0 | 0 | 0 | 0 | 0 | 0 | 0 | 0 | 0 | 0 | 0 | 0 | 0 | 0 | 0 | 0 | 0 | 0 | 0 | 0 |
| 19 | 0 | 0 | 0 | 0 | 0 | 0 | 0 | 0 | 0 | 0 | 0 | 0 | 0 | 0 | 0 | 0 | 0 | 0 | 0 | 0 | 0 | 0 | 0 | 0 | 0 | 0 | 0 |
| 20 | 0 | 0 | 0 | 0 | 0 | 0 | 0 | 0 | 0 | 0 | 0 | 0 | 0 | 0 | 0 | 0 | 0 | 0 | 0 | 0 | 0 | 0 | 0 | 0 | 0 | 0 | 0 |
| 21 | 0 | 0 | 0 | 0 | 0 | 0 | 0 | 0 | 0 | 0 | 0 | 0 | 0 | 0 | 0 | 0 | 0 | 0 | 0 | 0 | 0 | 0 | 0 | 0 | 0 | 0 | 0 |
| 22 | 0 | 0 | 0 | 0 | 0 | 0 | 0 | 0 | 0 | 0 | 0 | 0 | 0 | 0 | 0 | 0 | 0 | 0 | 0 | 0 | 0 | 0 | 0 | 0 | 0 | 0 | 0 |
| 23 | 0 | 0 | 0 | 0 | 0 | 0 | 0 | 0 | 0 | 0 | 0 | 0 | 0 | 0 | 0 | 0 | 0 | 0 | 0 | 0 | 0 | 0 | 0 | 0 | 0 | 0 | 0 |
| 24 | 0 | 0 | 0 | 0 | 0 | 0 | 0 | 0 | 0 | 0 | 0 | 0 | 0 | 0 | 0 | 0 | 0 | 0 | 0 | 0 | 0 | 0 | 0 | 0 | 0 | 0 | 0 |
| 25 | 0 | 0 | 0 | 0 | 0 | 0 | 0 | 0 | 0 | 0 | 0 | 0 | 0 | 0 | 0 | 0 | 0 | 0 | 0 | 0 | 0 | 0 | 0 | 0 | 0 | 0 | 0 |
| 26 | 0 | 0 | 0 | 0 | 0 | 0 | 0 | 0 | 0 | 0 | 0 | 0 | 0 | 0 | 0 | 0 | 0 | 0 | 0 | 0 | 0 | 0 | 0 | 0 | 0 | 0 | 0 |
| 27 | 0 | 0 | 0 | 0 | 0 | 0 | 0 | 0 | 0 | 0 | 0 | 0 | 0 | 0 | 0 | 0 | 0 | 0 | 0 | 0 | 0 | 0 | 0 | 0 | 0 | 0 | 0 |
| 28 | 0 | 0 | 0 | 0 | 0 | 0 | 0 | 0 | 0 | 0 | 0 | 0 | 0 | 0 | 0 | 0 | 0 | 0 | 0 | 0 | 0 | 0 | 0 | 0 | 0 | 0 | 0 |
| 29 | 0 | 0 | 0 | 0 | 0 | 0 | 0 | 0 | 0 | 0 | 0 | 0 | 0 | 0 | 0 | 0 | 0 | 0 | 0 | 0 | 0 | 0 | 0 | 0 | 0 | 0 | 0 |
| 30 | 0 | 0 | 0 | 0 | 0 | 0 | 0 | 0 | 0 | 0 | 0 | 0 | 0 | 0 | 0 | 0 | 0 | 0 | 0 | 0 | 0 | 0 | 0 | 0 | 0 | 0 | 0 |
| Total | 0 | 0 | 0 | 0.02 | 0.213 | 0.098 | 0.056 | 0.193 | 0.004 | 0.064 | 0.19 | 0.004 | 0.036 | 0.004 | 0 | 0 | 0 | 0 | 0.048 | 0.028 | 0.004 | 0 | 0 | 0 | 0.962 | -- | -- |
| Max | 0 | 0 | 0 | 0.02 | 0.213 | 0.098 | 0.044 | 0.193 | 0.004 | 0.036 | 0.182 | 0.004 | 0.036 | 0.004 | 0 | 0 | 0 | 0 | 0.048 | 0.028 | 0.004 | 0 | 0 | 0 | -- | 0.213 | -- |
| Min | 0 | 0 | 0 | 0 | 0 | 0 | 0 | 0 | 0 | 0 | 0 | 0 | 0 | 0 | 0 | 0 | 0 | 0 | 0 | 0 | 0 | 0 | 0 | 0 | -- | -- | 0 |

# SAROAD for Resolution, West_Plant
# "Component, Channel: Table100, BP_mmHg"
# Month: Jul 2012

## Hour of day

| Day | 1 | 2 | 3 | 4 | 5 | 6 | 7 | 8 | 9 | 10 | 11 | 12 | 13 | 14 | 15 | 16 | 17 | 18 | 19 | 20 | 21 | 22 | 23 | 24 | Avg | Max | Min |
|---|---|---|---|---|---|---|---|---|---|---|---|---|---|---|---|---|---|---|---|---|---|---|---|---|---|---|---|
| 1 | 679 | 679 | 679 | 679 | 679 | 679 | 680 | 680 | 680 | 680 | 680 | 680 | 680 | 679 | 679 | 678 | 678 | 677 | 678 | 678 | 678 | 678 | 679 | 679 | 679 | 680 | 677 |
| 2 | 679 | 679 | 679 | 680 | 680 | 680 | 680 | 681 | 681 | 681 | 681 | 681 | 680 | 680 | 679 | 679 | 678 | 678 | 678 | 679 | 679 | 679 | 680 | 680 | 680 | 681 | 678 |
| 3 | 681 | 681 | 681 | 681 | 681 | 681 | 681 | 681 | 682 | 682 | 682 | 682 | 682 | 681 | 681 | 680 | 680 | 679 | 679 | 680 | 680 | 681 | 681 | 681 | 681 | 682 | 679 |
| 4 | 681 | 681 | 681 | 681 | 682 | 682 | 682 | 682 | 682 | 682 | 682 | 683 | 683 | 682 | 682 | 682 | 682 | 682 | 682 | 682 | 682 | 682 | 682 | 682 | 682 | 683 | 681 |
| 5 | 682 | 682 | 682 | 682 | 683 | 683 | 683 | 683 | 684 | 684 | 684 | 683 | 683 | 683 | 682 | 682 | 681 | 681 | 681 | 681 | 681 | 682 | 682 | 682 | 682 | 684 | 681 |
| 6 | 682 | 682 | 682 | 682 | 683 | 683 | 683 | 684 | 684 | 684 | 684 | 683 | 683 | 682 | 682 | 681 | 681 | 681 | 681 | 681 | 682 | 682 | 682 | 682 | 682 | 684 | 681 |
| 7 | 682 | 682 | 682 | 682 | 682 | 682 | 683 | 683 | 683 | 683 | 683 | 683 | 682 | 682 | 682 | 681 | 681 | 681 | 681 | 681 | 682 | 682 | 682 | 683 | 682 | 683 | 681 |
| 8 | 683 | 683 | 683 | 683 | 683 | 683 | 684 | 684 | 684 | 684 | 684 | 683 | 683 | 682 | 682 | 681 | 681 | 681 | 681 | 682 | 682 | 683 | 683 | 682 | 683 | 684 | 681 |
| 9 | 682 | 682 | 682 | 682 | 682 | 683 | 683 | 683 | 683 | 683 | 683 | 683 | 682 | 682 | 681 | 681 | 681 | 680 | 680 | 680 | 681 | 681 | 681 | 681 | 682 | 683 | 680 |
| 10 | 681 | 681 | 681 | 681 | 682 | 682 | 682 | 683 | 683 | 682 | 682 | 682 | 681 | -- | -- | 679 | 679 | 679 | 679 | 679 | 680 | 681 | 681 | 681 | 681 | 683 | 679 |
| 11 | 681 | 682 | 682 | 682 | 682 | 682 | 683 | 683 | 683 | 683 | 683 | 682 | 681 | 681 | 680 | 679 | 679 | 679 | 679 | 680 | 680 | 681 | 681 | 681 | 681 | 683 | 679 |
| 12 | 681 | 682 | 682 | 682 | 682 | 682 | 682 | 682 | 683 | 682 | 682 | 682 | 682 | 681 | 680 | 680 | 679 | 679 | 679 | 680 | 681 | 682 | 682 | 682 | 681 | 683 | 679 |
| 13 | 682 | 682 | 682 | 683 | 683 | 683 | 683 | 684 | 684 | 684 | 684 | 684 | 684 | 683 | 682 | 682 | 682 | 682 | 682 | 682 | 683 | 683 | 683 | 683 | 683 | 684 | 682 |
| 14 | 683 | 683 | 683 | 683 | 683 | 683 | 684 | 684 | 684 | 684 | 684 | 684 | 683 | 683 | 683 | 683 | 683 | 682 | 682 | 683 | 683 | 683 | 683 | 683 | 683 | 684 | 682 |
| 15 | 683 | 683 | 682 | 682 | 683 | 683 | 683 | 683 | 683 | 683 | 683 | 683 | 683 | 682 | 681 | 681 | 681 | 681 | 681 | 682 | 682 | 683 | 683 | 682 | 682 | 683 | 681 |
| 16 | 682 | 682 | 682 | 681 | 681 | 682 | 682 | 683 | 683 | 683 | 683 | 682 | 682 | 681 | 681 | 681 | 680 | 680 | 680 | 680 | 681 | 681 | 681 | 682 | 681 | 683 | 680 |
| 17 | 682 | 682 | 682 | 682 | 682 | 682 | 683 | 683 | 683 | 683 | 683 | 683 | 683 | 682 | 682 | 682 | 681 | 681 | 681 | 681 | 682 | 682 | 682 | 682 | 682 | 683 | 681 |
| 18 | 682 | 682 | 682 | 682 | 682 | 682 | 683 | 683 | 683 | 683 | 683 | 683 | 682 | 682 | 681 | 681 | 681 | 680 | 681 | 681 | 681 | 682 | 682 | 682 | 682 | 683 | 680 |
| 19 | 682 | 682 | 682 | 682 | 682 | 683 | 683 | 683 | 683 | 684 | 683 | 683 | 683 | 683 | 682 | 682 | 681 | 681 | 682 | 682 | 682 | 683 | 683 | 683 | 683 | 684 | 681 |
| 20 | 683 | 683 | 683 | 683 | 683 | 683 | 683 | 684 | 684 | 684 | 684 | 683 | 683 | 683 | 682 | 682 | 683 | 682 | 682 | 682 | 683 | 684 | 684 | 684 | 683 | 684 | 682 |
| 21 | 684 | 683 | 683 | 683 | 683 | 683 | 683 | 684 | 684 | 684 | 684 | 684 | 683 | 682 | 682 | 681 | 683 | 683 | 683 | 682 | 682 | 683 | 683 | 683 | 683 | 684 | 681 |
| 22 | 683 | 683 | 682 | 682 | 683 | 683 | 684 | 684 | 684 | 684 | 684 | 683 | 683 | 683 | 683 | 683 | 683 | 683 | 683 | 683 | 683 | 684 | 684 | 684 | 683 | 684 | 682 |
| 23 | 684 | 684 | 683 | 683 | 683 | 683 | 684 | 684 | 684 | 684 | 684 | 683 | 683 | 682 | 682 | 682 | 681 | 681 | 682 | 683 | 683 | 683 | 683 | 683 | 683 | 684 | 681 |
| 24 | 683 | 683 | 683 | 683 | 683 | 683 | 684 | 684 | 684 | 684 | 684 | 684 | 684 | 684 | 683 | 683 | 682 | 682 | 682 | 682 | 682 | 682 | 682 | 682 | 683 | 684 | 682 |
| 25 | 682 | 682 | 682 | 682 | 683 | 683 | 683 | 684 | 684 | 684 | 684 | 684 | 683 | 683 | 682 | 681 | 681 | 681 | 681 | 681 | 681 | 681 | 681 | 681 | 682 | 684 | 681 |
| 26 | 681 | 681 | 681 | 681 | 682 | 682 | 682 | 683 | 683 | 683 | 683 | 683 | 682 | 682 | 681 | 681 | 681 | 680 | 681 | 681 | 681 | 681 | 681 | 681 | 682 | 683 | 680 |
| 27 | 681 | 681 | 682 | 682 | 682 | 682 | 683 | 683 | 683 | 683 | 683 | 683 | 682 | 682 | 681 | 681 | 680 | 680 | 680 | 681 | 681 | 682 | 682 | 683 | 682 | 683 | 680 |
| 28 | 683 | 682 | 682 | 683 | 682 | 682 | 683 | 683 | 684 | 684 | 684 | 684 | 683 | 682 | 682 | 682 | 683 | 684 | 684 | 684 | 684 | 684 | 684 | 684 | 683 | 684 | 682 |
| 29 | 683 | 683 | 683 | 683 | 683 | 683 | 684 | 684 | 684 | 684 | 684 | 683 | 683 | 682 | 681 | 681 | 682 | 683 | 684 | 683 | 684 | 684 | 684 | 684 | 683 | 684 | 681 |
| 30 | 684 | 684 | 684 | 683 | 684 | 684 | 684 | 684 | 684 | 684 | 684 | 684 | 684 | 683 | 683 | 682 | 682 | 682 | 682 | 683 | 683 | 683 | 684 | 684 | 683 | 684 | 682 |
| 31 | 685 | 684 | 683 | 683 | 684 | 684 | 685 | 685 | 685 | 685 | 685 | 685 | 684 | 684 | 683 | 683 | 683 | 683 | 683 | 684 | 684 | 684 | 684 | 685 | 684 | 685 | 683 |
| Avg | 682 | 682 | 682 | 682 | 682 | 682 | 683 | 683 | 683 | 683 | 683 | 683 | 683 | 682 | 682 | 681 | 681 | 681 | 681 | 681 | 682 | 682 | 682 | 682 | 682 | -- | -- |
| Max | 685 | 684 | 684 | 683 | 684 | 684 | 685 | 685 | 685 | 685 | 685 | 685 | 684 | 684 | 683 | 683 | 683 | 684 | 684 | 684 | 684 | 684 | 684 | 685 | -- | 685 | -- |
| Min | 679 | 679 | 679 | 679 | 679 | 679 | 680 | 680 | 680 | 680 | 680 | 680 | 680 | 679 | 679 | 678 | 678 | 677 | 678 | 678 | 678 | 678 | 679 | 679 | -- | -- | 677 |

-- Indicates Invalid Data

# SAROAD for Resolution, West_Plant
# "Component, Channel: Table100, BP_mmHg"
# Month: Aug 2012

## Hour of day

| Day | 1 | 2 | 3 | 4 | 5 | 6 | 7 | 8 | 9 | 10 | 11 | 12 | 13 | 14 | 15 | 16 | 17 | 18 | 19 | 20 | 21 | 22 | 23 | 24 | Avg | Max | Min |
|---|---|---|---|---|---|---|---|---|---|---|---|---|---|---|---|---|---|---|---|---|---|---|---|---|---|---|---|
| 1 | 685 | 685 | 684 | 685 | 685 | 685 | 685 | 685 | 686 | 686 | 685 | 685 | 685 | 684 | 684 | 683 | 683 | 683 | 683 | 683 | 683 | 683 | 683 | 683 | 684 | 686 | 683 |
| 2 | 683 | 683 | 683 | 683 | 683 | 683 | 684 | 684 | 684 | 684 | 684 | 683 | 683 | 683 | 682 | 682 | 681 | 681 | 681 | 681 | 681 | 681 | 681 | 681 | 682 | 684 | 681 |
| 3 | 681 | 681 | 681 | 681 | 681 | 681 | 682 | 682 | 682 | 682 | 682 | 682 | 681 | 680 | 680 | 680 | 679 | 679 | 679 | 679 | 680 | 680 | 680 | 680 | 681 | 682 | 679 |
| 4 | 680 | 680 | 680 | 680 | 681 | 681 | 681 | 682 | 682 | 682 | 682 | 682 | 681 | 681 | 681 | 681 | 680 | 680 | 680 | 681 | 681 | 682 | 682 | 682 | 681 | 682 | 680 |
| 5 | 682 | 682 | 682 | 683 | 683 | 684 | 685 | 685 | 685 | 685 | 685 | 684 | 684 | 684 | 683 | 683 | 682 | 682 | 682 | 683 | 683 | 685 | 686 | 686 | 684 | 686 | 682 |
| 6 | 685 | 684 | 684 | 684 | 684 | 685 | 685 | 685 | 685 | 685 | 685 | 685 | 684 | 683 | 683 | 682 | 682 | 682 | 682 | 682 | 683 | 683 | 683 | 683 | 684 | 685 | 682 |
| 7 | 683 | 683 | 683 | 683 | 683 | 684 | 684 | 684 | 684 | 684 | 684 | 683 | 683 | 682 | 682 | 681 | 681 | 681 | 681 | 681 | 681 | 682 | 682 | 682 | 682 | 684 | 681 |
| 8 | 681 | 682 | 681 | 681 | 682 | 683 | 683 | 683 | 683 | 683 | 683 | 682 | 682 | 681 | 681 | 680 | 680 | 681 | 682 | 681 | 682 | 682 | 682 | 682 | 682 | 683 | 680 |
| 9 | 683 | 683 | 683 | 683 | 683 | 683 | 684 | 684 | 684 | 684 | 684 | 683 | 683 | 682 | 681 | 681 | 680 | 680 | 680 | 680 | 680 | 680 | 681 | 681 | 682 | 684 | 680 |
| 10 | 681 | 681 | 681 | 681 | 681 | 681 | 682 | 682 | 683 | 683 | 682 | 681 | 681 | 680 | 680 | 679 | 679 | 678 | 678 | 679 | 679 | 679 | 680 | 680 | 680 | 683 | 678 |
| 11 | 680 | 680 | 680 | 681 | 681 | 681 | 681 | 682 | 682 | 682 | 681 | 681 | 681 | 680 | 680 | 680 | 679 | 679 | 680 | 680 | 680 | 681 | 681 | 681 | 680 | 682 | 679 |
| 12 | 680 | 680 | 680 | 680 | 680 | 681 | 681 | 681 | 681 | 681 | 681 | 681 | 680 | 680 | 679 | 679 | 679 | 679 | 679 | 679 | 680 | 680 | 680 | 680 | 680 | 681 | 679 |
| 13 | 680 | 680 | 680 | 680 | 680 | 680 | 681 | 681 | 682 | 682 | 682 | 682 | 681 | 680 | 680 | 679 | 679 | 679 | 679 | 680 | 680 | 681 | 681 | 681 | 680 | 682 | 679 |
| 14 | 681 | 681 | 681 | 681 | 681 | 681 | 681 | 681 | 681 | 681 | 681 | 681 | 680 | 680 | 679 | 679 | 678 | 678 | 678 | 678 | 679 | 680 | 681 | 681 | 680 | 681 | 678 |
| 15 | 681 | 681 | 681 | 680 | 680 | 681 | 681 | 681 | 682 | 682 | 681 | 681 | 681 | 681 | 680 | 680 | 680 | 680 | 680 | 680 | 680 | 681 | 682 | 682 | 681 | 682 | 680 |
| 16 | 682 | 682 | 682 | 682 | 682 | 683 | 683 | 684 | 684 | 684 | 684 | 683 | 683 | 683 | 682 | 682 | 681 | 682 | 682 | 683 | 683 | 684 | 684 | 684 | 683 | 684 | 681 |
| 17 | 685 | 684 | 684 | 683 | 684 | 684 | 684 | 684 | 684 | 685 | 684 | 684 | 684 | 683 | 683 | 683 | 683 | 682 | 683 | 683 | 684 | 684 | 684 | 683 | 684 | 685 | 682 |
| 18 | 683 | 683 | 683 | 683 | 683 | 683 | 683 | 683 | 683 | 683 | 683 | 683 | 682 | 682 | 681 | 680 | 680 | 680 | 680 | 680 | 681 | 681 | 681 | 681 | 682 | 683 | 680 |
| 19 | 681 | 681 | 681 | 681 | 681 | 682 | 682 | 682 | 682 | 682 | 682 | 682 | 681 | 681 | 680 | 680 | 679 | 679 | 679 | 680 | 681 | 681 | 682 | 682 | 681 | 682 | 679 |
| 20 | 682 | 681 | 682 | 682 | 682 | 682 | 683 | 683 | 683 | 683 | 683 | 682 | 682 | 681 | 680 | 680 | 680 | 680 | 680 | 681 | 681 | 681 | 681 | 681 | 681 | 683 | 680 |
| 21 | 682 | 681 | 681 | 681 | 681 | 682 | 682 | 682 | 683 | 683 | 683 | 682 | 682 | 681 | 681 | 680 | 680 | 680 | 681 | 681 | 682 | 682 | 683 | 683 | 682 | 683 | 680 |
| 22 | 683 | 682 | 682 | 682 | 681 | 682 | 682 | 682 | 683 | 683 | 684 | 684 | 684 | 683 | 682 | 681 | 681 | 681 | 681 | 681 | 682 | 682 | 682 | 682 | 682 | 684 | 681 |
| 23 | 682 | 682 | 682 | 682 | 682 | 682 | 683 | 682 | 683 | 683 | 683 | 683 | 683 | 682 | 682 | 681 | 681 | 681 | 681 | 681 | 681 | 682 | 682 | 682 | 682 | 683 | 681 |
| 24 | 681 | 681 | 681 | 681 | 681 | 681 | 682 | 682 | 683 | 683 | 683 | 683 | 682 | 681 | 681 | 680 | 680 | 680 | 680 | 680 | 680 | 680 | 681 | 680 | 681 | 683 | 680 |
| 25 | 680 | 680 | 680 | 680 | 680 | 681 | 681 | 681 | 681 | 681 | 681 | 681 | 681 | 680 | 680 | 679 | 679 | 679 | 679 | 679 | 680 | 680 | 680 | 680 | 680 | 681 | 679 |
| 26 | 680 | 680 | 680 | 681 | 681 | 681 | 681 | 682 | 682 | 683 | 683 | 682 | 682 | 681 | 681 | 681 | 680 | 681 | 681 | 681 | 682 | 682 | 682 | 682 | 681 | 683 | 680 |
| 27 | 683 | 682 | 682 | 682 | 682 | 683 | 683 | 683 | 684 | 684 | 684 | 683 | 683 | 682 | 682 | 681 | 681 | 681 | 681 | 681 | 682 | 682 | 683 | 683 | 682 | 684 | 681 |
| 28 | 683 | 683 | 683 | 683 | 683 | 683 | 684 | 684 | 684 | 685 | 684 | 684 | 683 | 683 | 682 | 681 | 681 | 681 | 681 | 681 | 682 | 682 | 682 | 682 | 683 | 685 | 681 |
| 29 | 682 | 682 | 682 | 682 | 682 | 682 | 683 | 683 | 683 | 683 | 683 | 682 | 682 | 681 | 680 | 680 | 679 | 679 | 680 | 680 | 680 | 681 | 681 | 681 | 681 | 683 | 679 |
| 30 | 681 | 681 | 681 | 681 | 681 | 681 | 682 | 682 | 682 | 682 | 682 | 682 | 681 | 680 | 680 | 679 | 679 | 679 | 679 | 680 | 681 | 682 | 682 | 682 | 681 | 682 | 679 |
| 31 | 682 | 681 | 682 | 682 | 682 | 682 | 682 | 683 | 683 | 683 | 683 | 683 | 682 | 682 | 681 | 681 | 681 | 681 | 681 | 681 | 681 | 682 | 682 | 682 | 682 | 683 | 681 |
| Avg | 682 | 682 | 682 | 682 | 682 | 682 | 683 | 683 | 683 | 683 | 683 | 683 | 682 | 682 | 681 | 681 | 680 | 680 | 680 | 681 | 681 | 682 | 682 | 682 | 682 | -- | -- |
| Max | 685 | 685 | 684 | 685 | 685 | 685 | 685 | 685 | 686 | 686 | 685 | 685 | 685 | 684 | 684 | 683 | 683 | 683 | 683 | 683 | 684 | 685 | 686 | 686 | -- | 686 | -- |
| Min | 680 | 680 | 680 | 680 | 680 | 680 | 681 | 681 | 681 | 681 | 681 | 681 | 680 | 680 | 679 | 679 | 678 | 678 | 678 | 678 | 679 | 679 | 680 | 680 | -- | -- | 678 |

# SAROAD for Resolution, West_Plant
# "Component, Channel: Table100, BP_mmHg"
# Month: Sep 2012

## Hour of day

| Day | 1 | 2 | 3 | 4 | 5 | 6 | 7 | 8 | 9 | 10 | 11 | 12 | 13 | 14 | 15 | 16 | 17 | 18 | 19 | 20 | 21 | 22 | 23 | 24 | Avg | Max | Min |
|---|---|---|---|---|---|---|---|---|---|---|---|---|---|---|---|---|---|---|---|---|---|---|---|---|---|---|---|
| 1 | 682 | 682 | 682 | 682 | 682 | 682 | 683 | 683 | 683 | 683 | 683 | 683 | 682 | 682 | 681 | 681 | 681 | 681 | 681 | 681 | 681 | 682 | 682 | 682 | 682 | 683 | 681 |
| 2 | 682 | 682 | 682 | 681 | 682 | 682 | 682 | 683 | 683 | 683 | 683 | 682 | 682 | 682 | 681 | 681 | 680 | 680 | 680 | 681 | 682 | 683 | 683 | 683 | 682 | 683 | 680 |
| 3 | 682 | 682 | 682 | 683 | 683 | 683 | 684 | 684 | 685 | 685 | 685 | 685 | 684 | 683 | 683 | 682 | 682 | 682 | 682 | 683 | 683 | 684 | 684 | 684 | 683 | 685 | 682 |
| 4 | 685 | 685 | 685 | 685 | 685 | 685 | 685 | 685 | 685 | 686 | 686 | 685 | 684 | 684 | 683 | 683 | 682 | 682 | 682 | 683 | 683 | 683 | 683 | 683 | 684 | 686 | 682 |
| 5 | 683 | 683 | 683 | 683 | 683 | 683 | 684 | 684 | 684 | 684 | 684 | 683 | 683 | 682 | 682 | 681 | 681 | 681 | 681 | 681 | 682 | 682 | 682 | 682 | 683 | 684 | 681 |
| 6 | 682 | 682 | 682 | 682 | 682 | 682 | 683 | 683 | 683 | 683 | 683 | 683 | 682 | 682 | 681 | 681 | 681 | 682 | 682 | 682 | 683 | 684 | 683 | 683 | 682 | 684 | 681 |
| 7 | 683 | 683 | 683 | 683 | 683 | 683 | 684 | 684 | 685 | 685 | 685 | 685 | 684 | 683 | 683 | 682 | 682 | 682 | 682 | 683 | 683 | 683 | 682 | 682 | 683 | 685 | 682 |
| 8 | 683 | 683 | 683 | 683 | 683 | 683 | 683 | 684 | 684 | 684 | 684 | 684 | 684 | 683 | 683 | 683 | 683 | 683 | 682 | 683 | 683 | 684 | 684 | 684 | 683 | 684 | 682 |
| 9 | 684 | 683 | 683 | 683 | 683 | 683 | 684 | 684 | 684 | 685 | 685 | 685 | 684 | 684 | 683 | 683 | 683 | 683 | 683 | 683 | 684 | 684 | 684 | 684 | 684 | 685 | 683 |
| 10 | 684 | 684 | 684 | 684 | 684 | 684 | 684 | 684 | 684 | 684 | 684 | 684 | 684 | 683 | 682 | 682 | 681 | 681 | 681 | 682 | 683 | 684 | 685 | 684 | 683 | 685 | 681 |
| 11 | 683 | 683 | 683 | 683 | 683 | 683 | 683 | 684 | 684 | 684 | 684 | 684 | 683 | 683 | 683 | 683 | 683 | 682 | 682 | 683 | 683 | 683 | 683 | 683 | 683 | 684 | 682 |
| 12 | 683 | 683 | 683 | 683 | 683 | 684 | 684 | 684 | 684 | 684 | 684 | 684 | 683 | 683 | 682 | 682 | 682 | 682 | 682 | 683 | 683 | 684 | 684 | 684 | 683 | 684 | 682 |
| 13 | 684 | 683 | 683 | 683 | 683 | 684 | 684 | 684 | 685 | 685 | 685 | 685 | 684 | 684 | 683 | 683 | 683 | 683 | 684 | 684 | 685 | 685 | 686 | 686 | 684 | 686 | 683 |
| 14 | 686 | 686 | 686 | 686 | 686 | 686 | 686 | 687 | 687 | 687 | 687 | 687 | 687 | 686 | 685 | 685 | 685 | 685 | 685 | 685 | 686 | 686 | 686 | 686 | 686 | 687 | 685 |
| 15 | 687 | 687 | 686 | 686 | 686 | 686 | 687 | 687 | 687 | 687 | 687 | 687 | 686 | 686 | 685 | 685 | 684 | 684 | 684 | 684 | 685 | 685 | 685 | 685 | 686 | 687 | 684 |
| 16 | 685 | 685 | 685 | 685 | 685 | 685 | 685 | 686 | 686 | 686 | 686 | 685 | 685 | 684 | 684 | 683 | 683 | 683 | 683 | 683 | 684 | 684 | 684 | 684 | 684 | 686 | 683 |
| 17 | 684 | 684 | 684 | 683 | 684 | 684 | 684 | 684 | 685 | 685 | 684 | 684 | 683 | 683 | 682 | 682 | 682 | 682 | 682 | 682 | 683 | 683 | 683 | 683 | 683 | 685 | 682 |
| 18 | 683 | 683 | 683 | 683 | 683 | 683 | 684 | 684 | 685 | 685 | 684 | 684 | 684 | 683 | 683 | 682 | 682 | 682 | 683 | 683 | 683 | 683 | 683 | 683 | 683 | 685 | 682 |
| 19 | 683 | 683 | 683 | 683 | 683 | 684 | 684 | 684 | 684 | 685 | 684 | 684 | 684 | 683 | 682 | 682 | 682 | 682 | 682 | 682 | 683 | 683 | 683 | 683 | 683 | 685 | 682 |
| 20 | 683 | 683 | 683 | 683 | 683 | 683 | 683 | 683 | 684 | 684 | 684 | 683 | 683 | 682 | 682 | 682 | 681 | 681 | 682 | 682 | 682 | 682 | 682 | 682 | 683 | 684 | 681 |
| 21 | 682 | 682 | 682 | 682 | 682 | 682 | 683 | 683 | 683 | 683 | 683 | 683 | 682 | 681 | 681 | 681 | 681 | 681 | 681 | 681 | 681 | 681 | 682 | 682 | 682 | 683 | 681 |
| 22 | 682 | 682 | 682 | 682 | 682 | 682 | 683 | 683 | 684 | 684 | 683 | 683 | 683 | 682 | 682 | 682 | 681 | 681 | 682 | 682 | 682 | 682 | 682 | 682 | 682 | 684 | 681 |
| 23 | 682 | 682 | 682 | 682 | 683 | 683 | 683 | 684 | 684 | 684 | 684 | 684 | 684 | 683 | 683 | 682 | 682 | 682 | 682 | 683 | 683 | 683 | 683 | 683 | 683 | 684 | 682 |
| 24 | 683 | 683 | 683 | 683 | 683 | 683 | 683 | 684 | 684 | 684 | 684 | 683 | 683 | 682 | 682 | 681 | 681 | 681 | 681 | 681 | 681 | 681 | 681 | 681 | 682 | 684 | 681 |
| 25 | 681 | 681 | 681 | 681 | 681 | 681 | 681 | 682 | 682 | 682 | 682 | 681 | 681 | 680 | 680 | 680 | 680 | 679 | 680 | 680 | 680 | 680 | 680 | 680 | 681 | 682 | 679 |
| 26 | 680 | 680 | 680 | 680 | 680 | 680 | 681 | 681 | 681 | 681 | 682 | 681 | 681 | 681 | 680 | 680 | 680 | 680 | 680 | 681 | 681 | 681 | 682 | 682 | 681 | 682 | 680 |
| 27 | 682 | 682 | 682 | 682 | 682 | 682 | 683 | 683 | 683 | 683 | 683 | 683 | 683 | 682 | 682 | 682 | 682 | 682 | 682 | 682 | 682 | 682 | 682 | 682 | 682 | 683 | 682 |
| 28 | 682 | 682 | 682 | 681 | 681 | 681 | 682 | 682 | 683 | 683 | 683 | 682 | 682 | 681 | 681 | 680 | 680 | 680 | 680 | 681 | 682 | 682 | 682 | 683 | 682 | 683 | 680 |
| 29 | 683 | 683 | 683 | 683 | 683 | 684 | 684 | 684 | 685 | 685 | 684 | 684 | 683 | 683 | 682 | 682 | 682 | 682 | 682 | 682 | 683 | 683 | 683 | 683 | 683 | 685 | 682 |
| 30 | 683 | 683 | 683 | 683 | 683 | 683 | 683 | 684 | 684 | 684 | 684 | 683 | 683 | 682 | 682 | 681 | 681 | 681 | 681 | 682 | 682 | 682 | 682 | 682 | 683 | 684 | 681 |
| Avg | 683 | 683 | 683 | 683 | 683 | 683 | 684 | 684 | 684 | 684 | 684 | 684 | 683 | 683 | 682 | 682 | 682 | 682 | 682 | 682 | 683 | 683 | 683 | 683 | 683 | -- | -- |
| Max | 687 | 687 | 686 | 686 | 686 | 686 | 687 | 687 | 687 | 687 | 687 | 687 | 687 | 686 | 685 | 685 | 685 | 685 | 685 | 685 | 686 | 686 | 686 | 686 | -- | 687 | -- |
| Min | 680 | 680 | 680 | 680 | 680 | 680 | 681 | 681 | 681 | 681 | 682 | 681 | 681 | 680 | 680 | 680 | 680 | 679 | 680 | 680 | 680 | 680 | 680 | 680 | -- | -- | 679 |

# Appendix D: $PM_{10}$ and $PM_{2.5}$ Data – Hourly

## SAROAD for Resolution, East_Plant
## "Component, Channel: Table126, conc_PM25_µg/m$^3$ Actual"
## Month: Jul 2012

### Hour of day

| Day | 1 | 2 | 3 | 4 | 5 | 6 | 7 | 8 | 9 | 10 | 11 | 12 | 13 | 14 | 15 | 16 | 17 | 18 | 19 | 20 | 21 | 22 | 23 | 24 | Avg | Max | Min |
|---|---|---|---|---|---|---|---|---|---|---|---|---|---|---|---|---|---|---|---|---|---|---|---|---|---|---|---|
| 1 | 5.0 | 7.0 | 8.0 | 8.0 | 7.0 | 9.0 | 9.0 | 5.0 | -- | -- | -- | -- | 6.0 | 8.0 | 7.0 | 6.0 | 7.0 | 21.0 | 12.0 | 25.0 | 12.0 | 9.0 | 21.0 | 9.0 | 10.1 | 25.0 | 5.0 |
| 2 | 10.0 | 10.0 | 9.0 | 8.0 | 10.0 | 9.0 | 10.0 | 13.0 | 12.0 | 9.0 | 7.0 | 8.0 | 10.0 | 17.0 | 11.0 | 10.0 | 10.0 | 12.0 | 13.0 | 11.0 | 11.0 | 12.0 | 8.0 | 8.0 | 10.3 | 17.0 | 7.0 |
| 3 | 10.0 | 8.0 | 11.0 | 13.0 | 9.0 | 9.0 | 9.0 | 9.0 | 11.0 | 9.0 | 8.0 | 10.0 | 13.0 | 13.0 | 12.0 | 20.0 | 21.0 | 16.0 | 17.0 | 12.0 | 15.0 | 8.0 | 7.0 | 8.0 | 11.6 | 21.0 | 7.0 |
| 4 | 9.0 | 8.0 | 8.0 | 9.0 | 9.0 | 11.0 | 12.0 | 8.0 | 6.0 | 7.0 | 5.0 | 5.0 | 7.0 | 9.0 | 17.0 | 14.0 | 13.0 | 9.0 | 6.0 | 6.0 | 7.0 | 7.0 | 6.0 | 9.0 | 8.6 | 17.0 | 5.0 |
| 5 | 11.0 | 11.0 | 13.0 | 14.0 | 15.0 | 13.0 | 11.0 | 8.0 | 8.0 | 10.0 | 9.0 | 9.0 | 13.0 | 11.0 | 9.0 | 10.0 | 8.0 | 7.0 | 8.0 | 8.0 | 7.0 | 8.0 | 8.0 | 4.0 | 9.7 | 15.0 | 4.0 |
| 6 | 3.0 | 7.0 | 7.0 | 7.0 | 6.0 | 7.0 | 10.0 | 10.0 | 8.0 | 7.0 | 5.0 | 4.0 | 4.0 | 7.0 | 10.0 | 7.0 | 4.0 | 3.0 | 6.0 | 8.0 | 6.0 | 5.0 | 4.0 | 2.0 | 6.1 | 10.0 | 2.0 |
| 7 | 4.0 | 5.0 | 1.0 | 1.0 | 5.0 | 5.0 | 4.0 | 4.0 | 5.0 | 4.0 | 1.0 | 0.0 | 2.0 | 2.0 | 3.0 | 4.0 | 5.0 | 6.0 | 5.0 | 6.0 | 4.0 | 9.0 | 10.0 | 6.0 | 4.2 | 10.0 | 0.0 |
| 8 | 4.0 | 2.0 | 6.0 | 3.0 | 2.0 | 4.0 | 2.0 | 0.0 | 2.0 | 5.0 | 5.0 | 5.0 | 5.0 | 2.0 | 3.0 | 4.0 | 3.0 | 3.0 | 3.0 | 4.0 | 5.0 | 4.0 | 2.0 | 4.0 | 3.4 | 6.0 | 0.0 |
| 9 | 6.0 | 5.0 | 2.0 | 2.0 | 4.0 | 4.0 | 7.0 | 9.0 | 8.0 | 7.0 | 4.0 | 5.0 | 6.0 | 8.0 | 8.0 | 7.0 | 6.0 | 4.0 | 4.0 | 6.0 | 6.0 | 6.0 | 6.0 | 6.0 | 5.7 | 9.0 | 2.0 |
| 10 | 6.0 | 5.0 | 6.0 | 6.0 | 4.0 | 3.0 | 4.0 | 6.0 | 4.0 | 3.0 | 4.0 | 4.0 | 4.0 | 6.0 | 6.0 | 6.0 | 9.0 | -- | -- | 11.0 | 10.0 | 6.0 | 3.0 | 1.0 | 5.3 | 11.0 | 1.0 |
| 11 | 2.0 | 5.0 | 5.0 | 3.0 | 5.0 | 7.0 | 4.0 | 4.0 | 5.0 | 2.0 | 1.0 | 5.0 | 5.0 | 3.0 | 4.0 | 7.0 | 7.0 | 4.0 | 4.0 | 6.0 | 4.0 | 2.0 | 1.0 | 4.0 | 4.1 | 7.0 | 1.0 |
| 12 | 4.0 | 1.0 | 2.0 | 2.0 | 3.0 | 6.0 | 6.0 | 6.0 | 6.0 | 5.0 | 6.0 | 6.0 | 7.0 | 9.0 | 7.0 | 3.0 | 5.0 | 8.0 | 6.0 | 7.0 | 9.0 | 8.0 | 8.0 | 8.0 | 5.8 | 9.0 | 1.0 |
| 13 | 7.0 | 4.0 | 3.0 | 4.0 | 5.0 | 6.0 | 6.0 | 4.0 | 4.0 | 4.0 | 2.0 | 3.0 | 1.0 | -1.0 | 2.0 | 4.0 | 5.0 | 5.0 | 4.0 | 4.0 | 4.0 | 2.0 | 1.0 | 2.0 | 3.5 | 7.0 | -1.0 |
| 14 | 2.0 | 6.0 | 4.0 | 1.0 | 3.0 | 3.0 | 3.0 | 3.0 | 4.0 | 5.0 | 5.0 | 2.0 | 2.0 | 4.0 | 4.0 | 6.0 | 6.0 | 9.0 | 9.0 | 5.0 | 5.0 | 5.0 | 2.0 | 2.0 | 4.2 | 9.0 | 1.0 |
| 15 | 3.0 | 2.0 | 2.0 | 2.0 | 2.0 | -1.0 | 2.0 | 6.0 | 4.0 | 3.0 | 3.0 | 3.0 | 3.0 | 1.0 | 2.0 | 4.0 | 3.0 | 3.0 | 5.0 | 4.0 | 1.0 | 1.0 | 2.0 | -1.0 | 2.5 | 6.0 | -1.0 |
| 16 | 1.0 | 3.0 | 2.0 | 4.0 | 6.0 | 5.0 | 3.0 | 4.0 | 4.0 | 3.0 | 5.0 | 5.0 | 6.0 | 7.0 | 6.0 | 8.0 | 7.0 | 5.0 | 4.0 | 4.0 | 5.0 | 6.0 | 5.0 | 5.0 | 4.7 | 8.0 | 1.0 |
| 17 | 5.0 | 6.0 | 6.0 | 5.0 | 7.0 | 8.0 | 9.0 | 8.0 | 10.0 | 10.0 | 7.0 | 6.0 | 5.0 | 8.0 | 8.0 | 5.0 | 5.0 | 5.0 | 5.0 | 6.0 | 8.0 | 5.0 | 1.0 | 4.0 | 6.3 | 10.0 | 1.0 |
| 18 | 3.0 | 1.0 | 5.0 | 6.0 | 5.0 | 4.0 | 3.0 | 4.0 | 5.0 | 5.0 | 4.0 | 5.0 | 4.0 | 2.0 | 4.0 | 8.0 | 6.0 | 4.0 | 6.0 | 6.0 | 7.0 | 7.0 | 5.0 | 3.0 | 4.7 | 8.0 | 1.0 |
| 19 | 4.0 | 7.0 | 7.0 | 7.0 | 10.0 | 12.0 | 10.0 | 7.0 | 5.0 | 5.0 | 8.0 | 6.0 | 5.0 | 6.0 | 9.0 | 9.0 | 7.0 | 6.0 | 5.0 | 5.0 | 5.0 | 4.0 | 6.0 | 7.0 | 6.8 | 12.0 | 4.0 |
| 20 | 6.0 | 7.0 | 10.0 | 7.0 | 7.0 | 8.0 | 6.0 | 8.0 | 8.0 | 6.0 | 7.0 | 8.0 | 8.0 | 7.0 | 7.0 | 8.0 | 9.0 | 6.0 | 6.0 | 7.0 | 5.0 | 3.0 | 2.0 | 4.0 | 6.7 | 10.0 | 2.0 |
| 21 | 4.0 | 4.0 | 6.0 | 7.0 | 6.0 | 5.0 | 4.0 | 5.0 | 3.0 | 3.0 | 4.0 | 2.0 | 3.0 | 3.0 | 1.0 | 0.0 | 1.0 | 3.0 | 2.0 | 1.0 | 2.0 | 4.0 | 4.0 | 3.0 | 3.3 | 7.0 | 0.0 |
| 22 | 3.0 | 4.0 | 4.0 | 5.0 | 4.0 | 5.0 | 5.0 | 3.0 | 3.0 | 5.0 | 6.0 | 7.0 | 7.0 | 6.0 | 5.0 | 0.0 | -2.0 | 1.0 | 3.0 | 3.0 | 3.0 | 2.0 | 3.0 | 7.0 | 3.8 | 7.0 | -2.0 |
| 23 | 6.0 | 2.0 | 2.0 | 4.0 | 4.0 | 3.0 | 4.0 | 3.0 | 1.0 | 1.0 | 4.0 | 6.0 | 11.0 | 12.0 | 5.0 | 0.0 | 3.0 | 3.0 | 5.0 | 5.0 | 1.0 | 4.0 | 6.0 | 6.0 | 4.2 | 12.0 | 0.0 |
| 24 | 5.0 | 1.0 | 0.0 | 2.0 | 1.0 | 4.0 | 4.0 | 1.0 | 2.0 | 2.0 | 3.0 | 3.0 | 2.0 | 2.0 | 4.0 | 5.0 | 6.0 | 5.0 | 5.0 | 5.0 | 6.0 | 8.0 | 6.0 | 5.0 | 3.6 | 8.0 | 0.0 |
| 25 | 6.0 | 8.0 | 4.0 | 2.0 | 4.0 | 4.0 | 6.0 | 7.0 | 6.0 | 6.0 | 5.0 | 5.0 | 8.0 | 8.0 | 6.0 | 5.0 | 7.0 | 7.0 | 7.0 | 8.0 | 8.0 | 6.0 | 7.0 | 7.0 | 6.1 | 8.0 | 2.0 |
| 26 | 7.0 | 9.0 | 7.0 | 6.0 | 5.0 | 7.0 | 6.0 | 5.0 | 7.0 | 10.0 | 9.0 | 8.0 | -- | 8.0 | 8.0 | 1.0 | -4.0 | -4.0 | 0.0 | 9.0 | 7.0 | 2.0 | 1.0 | -3.0 | 4.8 | 10.0 | -4.0 |
| 27 | 17.0 | -4.0 | 5.0 | 7.0 | 1.0 | 4.0 | 3.0 | 3.0 | 8.0 | 9.0 | 6.0 | 4.0 | 4.0 | 4.0 | 1.0 | 2.0 | 2.0 | 1.0 | 4.0 | 4.0 | 3.0 | 4.0 | 2.0 | -1.0 | 3.9 | 17.0 | -4.0 |
| 28 | 0.0 | 0.0 | 0.0 | 1.0 | 0.0 | 3.0 | 2.0 | 0.0 | 2.0 | 2.0 | 3.0 | 5.0 | 4.0 | 0.0 | 2.0 | 4.0 | 0.0 | 1.0 | 3.0 | 0.0 | 1.0 | 5.0 | 3.0 | -1.0 | 1.7 | 5.0 | -1.0 |
| 29 | 0.0 | 2.0 | 1.0 | 1.0 | 2.0 | 3.0 | 2.0 | 3.0 | 5.0 | 5.0 | 6.0 | 5.0 | 5.0 | 5.0 | 5.0 | 4.0 | 2.0 | 2.0 | 0.0 | -1.0 | 1.0 | 1.0 | 2.0 | 2.0 | 2.6 | 6.0 | -1.0 |
| 30 | 1.0 | 4.0 | 4.0 | 2.0 | 0.0 | 2.0 | 4.0 | 5.0 | 3.0 | 1.0 | 1.0 | 4.0 | 8.0 | 8.0 | -- | 5.0 | 3.0 | 2.0 | 3.0 | 6.0 | 4.0 | 2.0 | 2.0 | 4.0 | 3.4 | 8.0 | 0.0 |
| 31 | 6.0 | 4.0 | 1.0 | -1.0 | 3.0 | 8.0 | 6.0 | 4.0 | 7.0 | 5.0 | 2.0 | 4.0 | 3.0 | 5.0 | 4.0 | 5.0 | 7.0 | 8.0 | 18.0 | 15.0 | 10.0 | 3.0 | 2.0 | 5.0 | 5.6 | 18.0 | -1.0 |
| Avg | 5.2 | 4.6 | 4.9 | 4.8 | 5.0 | 5.8 | 5.7 | 5.3 | 5.5 | 5.3 | 4.8 | 5.1 | 5.7 | 6.1 | 6.0 | 5.8 | 5.5 | 5.5 | 5.9 | 6.6 | 5.9 | 5.1 | 4.7 | 4.2 | 5.4 | -- | -- |
| Max | 17.0 | 11.0 | 13.0 | 14.0 | 15.0 | 13.0 | 12.0 | 13.0 | 12.0 | 10.0 | 9.0 | 10.0 | 13.0 | 17.0 | 17.0 | 20.0 | 21.0 | 21.0 | 18.0 | 25.0 | 15.0 | 12.0 | 21.0 | 9.0 | -- | 25.0 | -- |
| Min | 0.0 | -4.0 | 0.0 | -1.0 | 0.0 | -1.0 | 2.0 | 0.0 | 1.0 | 1.0 | 1.0 | 0.0 | 1.0 | -1.0 | 1.0 | 0.0 | -4.0 | -4.0 | 0.0 | -1.0 | 1.0 | 1.0 | 1.0 | -3.0 | -- | -- | -4.0 |

-- Indicates Invalid Data

## SAROAD for Resolution, East_Plant
## "Component, Channel: Table126, conc_PM25_µg/m$^3$ Actual"
## Month: Aug 2012

### Hour of day

| Day | 1 | 2 | 3 | 4 | 5 | 6 | 7 | 8 | 9 | 10 | 11 | 12 | 13 | 14 | 15 | 16 | 17 | 18 | 19 | 20 | 21 | 22 | 23 | 24 | Avg | Max | Min |
|---|---|---|---|---|---|---|---|---|---|---|---|---|---|---|---|---|---|---|---|---|---|---|---|---|---|---|---|
| 1 | 4.0 | 4.0 | 5.0 | 4.0 | 5.0 | 6.0 | 7.0 | 5.0 | 3.0 | 6.0 | 11.0 | 9.0 | 8.0 | 9.0 | 7.0 | 4.0 | 5.0 | 6.0 | 6.0 | 7.0 | 5.0 | 4.0 | 5.0 | 6.0 | 5.9 | 11.0 | 3.0 |
| 2 | 5.0 | 6.0 | 7.0 | 6.0 | 4.0 | 6.0 | 8.0 | 10.0 | 9.0 | 8.0 | 6.0 | 6.0 | 7.0 | 5.0 | 7.0 | 6.0 | 4.0 | 5.0 | 5.0 | 2.0 | 3.0 | 5.0 | 5.0 | 6.0 | 5.9 | 10.0 | 2.0 |
| 3 | 6.0 | 5.0 | 5.0 | 5.0 | 7.0 | 8.0 | 9.0 | 7.0 | 6.0 | 9.0 | 9.0 | 6.0 | 8.0 | 10.0 | 6.0 | 4.0 | 6.0 | 6.0 | 6.0 | 8.0 | 6.0 | 5.0 | 6.0 | 6.0 | 6.6 | 10.0 | 4.0 |
| 4 | 6.0 | 7.0 | 5.0 | 4.0 | 3.0 | 4.0 | 4.0 | 4.0 | 5.0 | 6.0 | 6.0 | 6.0 | 8.0 | 6.0 | 4.0 | 5.0 | 4.0 | 4.0 | 5.0 | 5.0 | 6.0 | 6.0 | 6.0 | 8.0 | 5.3 | 8.0 | 3.0 |
| 5 | 10.0 | 9.0 | 10.0 | 10.0 | 6.0 | 6.0 | 5.0 | 4.0 | 4.0 | 5.0 | 7.0 | -- | 3.0 | 5.0 | 6.0 | 6.0 | 6.0 | 7.0 | 7.0 | 4.0 | 4.0 | 4.0 | 4.0 | 4.0 | 5.9 | 10.0 | 3.0 |
| 6 | 6.0 | 6.0 | 5.0 | 5.0 | 8.0 | 8.0 | -- | 6.0 | 10.0 | 12.0 | 10.0 | 9.0 | 8.0 | 10.0 | 12.0 | 8.0 | 6.0 | 6.0 | 5.0 | 6.0 | 4.0 | 2.0 | 5.0 | 4.0 | 7.0 | 12.0 | 2.0 |
| 7 | 3.0 | 4.0 | 5.0 | 7.0 | 8.0 | 6.0 | 7.0 | 7.0 | -- | 4.0 | 3.0 | 6.0 | 6.0 | 6.0 | 8.0 | 10.0 | 9.0 | 9.0 | 9.0 | 8.0 | 10.0 | 10.0 | 7.0 | 4.0 | 6.8 | 10.0 | 3.0 |
| 8 | 3.0 | 6.0 | 6.0 | 4.0 | 2.0 | 6.0 | 10.0 | 9.0 | 8.0 | 5.0 | 4.0 | 5.0 | 7.0 | 6.0 | 5.0 | 8.0 | 8.0 | 8.0 | 4.0 | 0.0 | 5.0 | 5.0 | 3.0 | 3.0 | 5.4 | 10.0 | 0.0 |
| 9 | 1.0 | 1.0 | 0.0 | 2.0 | 4.0 | 5.0 | 2.0 | 1.0 | 3.0 | 4.0 | 7.0 | 6.0 | 8.0 | 8.0 | 6.0 | 6.0 | 5.0 | 4.0 | 6.0 | 10.0 | 9.0 | 7.0 | 8.0 | 7.0 | 5.0 | 10.0 | 0.0 |
| 10 | 8.0 | 7.0 | 8.0 | 7.0 | 5.0 | 7.0 | 10.0 | 11.0 | 8.0 | 6.0 | 7.0 | 5.0 | 7.0 | 9.0 | 5.0 | 4.0 | 4.0 | 5.0 | 8.0 | 6.0 | 4.0 | 6.0 | 6.0 | 6.0 | 6.6 | 11.0 | 4.0 |
| 11 | 6.0 | 6.0 | 6.0 | 6.0 | 7.0 | 9.0 | 8.0 | 7.0 | 7.0 | 8.0 | 7.0 | 7.0 | 8.0 | 4.0 | 3.0 | 7.0 | 8.0 | 6.0 | 16.0 | 8.0 | 7.0 | 7.0 | 7.0 | 7.0 | 7.2 | 16.0 | 3.0 |
| 12 | 6.0 | 8.0 | 15.0 | 17.0 | 27.0 | 17.0 | 15.0 | 14.0 | 12.0 | 11.0 | 11.0 | 11.0 | 8.0 | 6.0 | 8.0 | 9.0 | 9.0 | 8.0 | 8.0 | 11.0 | 12.0 | 12.0 | 13.0 | 13.0 | 11.7 | 27.0 | 6.0 |
| 13 | 26.0 | 22.0 | 16.0 | 11.0 | 9.0 | 16.0 | 7.0 | 10.0 | 11.0 | 10.0 | 10.0 | 9.0 | 9.0 | 10.0 | 11.0 | 11.0 | 12.0 | 12.0 | 11.0 | 11.0 | 8.0 | 9.0 | 12.0 | 9.0 | 11.7 | 26.0 | 7.0 |
| 14 | 5.0 | 6.0 | 6.0 | 6.0 | 9.0 | 9.0 | 9.0 | 11.0 | 10.0 | 7.0 | 23.0 | 8.0 | 11.0 | 12.0 | 18.0 | 11.0 | 10.0 | 9.0 | 10.0 | 11.0 | 12.0 | 13.0 | 21.0 | 12.0 | 10.8 | 23.0 | 5.0 |
| 15 | 10.0 | 8.0 | 7.0 | 8.0 | 9.0 | 9.0 | 10.0 | 13.0 | 18.0 | 19.0 | 15.0 | 14.0 | 16.0 | 18.0 | 22.0 | 13.0 | 13.0 | 13.0 | 11.0 | 11.0 | 10.0 | 9.0 | 10.0 | 9.0 | 12.3 | 22.0 | 7.0 |
| 16 | 8.0 | 8.0 | 7.0 | 8.0 | 9.0 | 8.0 | 5.0 | 6.0 | 12.0 | 13.0 | 14.0 | 13.0 | 12.0 | 9.0 | 6.0 | 8.0 | 6.0 | 4.0 | 6.0 | 9.0 | 9.0 | 9.0 | 8.0 | 6.0 | 8.5 | 14.0 | 4.0 |
| 17 | 3.0 | 3.0 | 5.0 | 3.0 | 1.0 | 3.0 | 4.0 | 6.0 | 6.0 | 3.0 | 2.0 | 6.0 | 5.0 | 2.0 | 2.0 | 3.0 | 4.0 | 3.0 | 5.0 | 8.0 | 7.0 | 4.0 | 4.0 | 4.0 | 4.0 | 8.0 | 1.0 |
| 18 | 3.0 | 4.0 | 3.0 | 2.0 | 1.0 | 3.0 | 6.0 | 6.0 | 5.0 | 6.0 | 6.0 | 3.0 | 4.0 | 4.0 | 3.0 | 3.0 | 2.0 | 2.0 | 1.0 | 2.0 | 3.0 | 3.0 | 1.0 | 1.0 | 3.2 | 6.0 | 1.0 |
| 19 | 3.0 | 5.0 | 6.0 | 4.0 | 2.0 | 1.0 | -1.0 | -1.0 | 2.0 | 3.0 | 3.0 | 3.0 | 3.0 | 1.0 | 1.0 | 1.0 | 4.0 | 7.0 | 5.0 | 5.0 | 6.0 | 7.0 | 5.0 | 6.0 | 3.4 | 7.0 | -1.0 |
| 20 | 9.0 | 6.0 | 4.0 | 5.0 | 6.0 | 8.0 | 10.0 | 9.0 | 9.0 | 20.0 | 5.0 | 6.0 | 7.0 | 10.0 | 14.0 | 11.0 | 8.0 | 6.0 | 4.0 | 4.0 | 6.0 | 8.0 | 6.0 | 4.0 | 7.7 | 20.0 | 4.0 |
| 21 | 3.0 | 4.0 | 7.0 | 6.0 | 2.0 | 0.0 | 3.0 | 8.0 | 18.0 | 8.0 | 8.0 | 17.0 | 9.0 | 6.0 | 3.0 | 6.0 | 4.0 | 3.0 | 8.0 | 6.0 | 4.0 | 4.0 | 2.0 | 4.0 | 6.0 | 18.0 | 0.0 |
| 22 | 2.0 | 2.0 | 4.0 | 2.0 | 1.0 | 0.0 | 1.0 | 3.0 | 3.0 | 2.0 | 6.0 | 10.0 | 5.0 | 2.0 | 1.0 | 2.0 | 4.0 | 1.0 | 2.0 | 6.0 | 6.0 | 6.0 | 4.0 | 4.0 | 3.3 | 10.0 | 0.0 |
| 23 | 5.0 | 3.0 | 2.0 | 4.0 | 4.0 | 3.0 | 4.0 | 5.0 | 3.0 | 5.0 | 5.0 | -2.0 | 0.0 | 4.0 | 3.0 | 1.0 | 0.0 | 2.0 | 3.0 | 3.0 | 4.0 | 3.0 | 3.0 | 3.0 | 2.9 | 5.0 | -2.0 |
| 24 | 2.0 | 3.0 | 3.0 | 4.0 | 3.0 | 3.0 | 3.0 | 5.0 | 6.0 | 5.0 | 2.0 | 2.0 | 4.0 | 4.0 | 3.0 | 3.0 | 3.0 | 5.0 | 5.0 | 5.0 | 7.0 | 7.0 | 5.0 | 4.0 | 4.0 | 7.0 | 2.0 |
| 25 | 3.0 | 2.0 | 5.0 | 8.0 | 6.0 | 5.0 | 6.0 | 7.0 | 5.0 | 4.0 | 4.0 | 4.0 | 6.0 | 7.0 | 6.0 | 4.0 | 6.0 | 6.0 | 4.0 | 6.0 | 6.0 | 7.0 | 5.0 | 3.0 | 5.2 | 8.0 | 2.0 |
| 26 | 5.0 | 5.0 | 5.0 | 6.0 | 7.0 | 7.0 | 5.0 | 7.0 | 4.0 | 2.0 | 6.0 | 7.0 | 5.0 | 4.0 | 4.0 | 4.0 | 3.0 | 3.0 | 6.0 | 7.0 | 4.0 | 4.0 | 4.0 | 5.0 | 5.0 | 7.0 | 2.0 |
| 27 | 4.0 | 1.0 | 2.0 | 4.0 | 4.0 | 4.0 | 3.0 | 5.0 | 6.0 | 1.0 | 3.0 | 5.0 | 6.0 | 8.0 | 6.0 | 5.0 | 6.0 | 3.0 | 3.0 | 6.0 | 5.0 | 3.0 | 3.0 | 4.0 | 4.2 | 8.0 | 1.0 |
| 28 | 6.0 | 7.0 | 3.0 | 3.0 | 4.0 | 3.0 | 3.0 | 5.0 | 7.0 | 7.0 | 5.0 | 6.0 | 10.0 | 8.0 | 6.0 | 6.0 | 9.0 | 8.0 | 7.0 | 8.0 | 7.0 | 9.0 | 10.0 | 8.0 | 6.5 | 10.0 | 3.0 |
| 29 | 6.0 | 6.0 | 7.0 | 7.0 | 6.0 | 6.0 | 8.0 | 9.0 | 7.0 | 6.0 | 7.0 | 6.0 | 8.0 | 9.0 | 9.0 | 11.0 | 12.0 | 11.0 | 10.0 | 12.0 | 10.0 | 9.0 | 10.0 | 9.0 | 8.4 | 12.0 | 6.0 |
| 30 | 8.0 | 7.0 | 8.0 | 7.0 | 5.0 | 5.0 | 5.0 | 6.0 | 8.0 | 7.0 | 6.0 | 9.0 | 5.0 | 3.0 | 4.0 | 6.0 | 7.0 | 6.0 | 6.0 | 11.0 | 16.0 | 18.0 | 6.0 | 7.0 | 7.3 | 18.0 | 3.0 |
| 31 | 6.0 | 2.0 | 2.0 | 4.0 | 6.0 | 7.0 | 6.0 | 6.0 | 6.0 | 6.0 | 5.0 | 5.0 | 8.0 | 8.0 | 8.0 | 9.0 | 7.0 | 6.0 | 6.0 | 6.0 | 7.0 | 7.0 | 6.0 | 6.0 | 6.0 | 9.0 | 2.0 |
| Avg | 5.8 | 5.6 | 5.8 | 5.8 | 5.8 | 6.1 | 6.1 | 6.8 | 7.4 | 7.0 | 7.2 | 6.9 | 7.1 | 6.9 | 6.7 | 6.3 | 6.3 | 5.9 | 6.4 | 6.8 | 6.8 | 6.8 | 6.5 | 5.9 | 6.4 | -- | -- |
| Max | 26.0 | 22.0 | 16.0 | 17.0 | 27.0 | 17.0 | 15.0 | 14.0 | 18.0 | 20.0 | 23.0 | 17.0 | 16.0 | 18.0 | 22.0 | 13.0 | 13.0 | 13.0 | 16.0 | 12.0 | 16.0 | 18.0 | 21.0 | 13.0 | -- | 27.0 | -- |
| Min | 1.0 | 1.0 | 0.0 | 2.0 | 1.0 | 0.0 | -1.0 | -1.0 | 2.0 | 1.0 | 2.0 | -2.0 | 0.0 | 1.0 | 1.0 | 1.0 | 0.0 | 1.0 | 1.0 | 0.0 | 3.0 | 2.0 | 1.0 | 1.0 | -- | -- | -2.0 |

-- Indicates Invalid Data

## SAROAD for Resolution, East_Plant
## "Component, Channel: Table126, conc_PM25_µg/m$^3$ Actual"
## Month: Sep 2012

### Hour of day

| Day | 1 | 2 | 3 | 4 | 5 | 6 | 7 | 8 | 9 | 10 | 11 | 12 | 13 | 14 | 15 | 16 | 17 | 18 | 19 | 20 | 21 | 22 | 23 | 24 | Avg | Max | Min |
|---|---|---|---|---|---|---|---|---|---|---|---|---|---|---|---|---|---|---|---|---|---|---|---|---|---|---|---|
| 1 | 5.0 | 5.0 | 7.0 | 8.0 | 6.0 | 6.0 | 7.0 | 5.0 | 5.0 | 8.0 | 8.0 | 8.0 | 9.0 | 9.0 | 7.0 | 9.0 | 13.0 | 12.0 | 10.0 | 6.0 | 4.0 | 5.0 | 5.0 | 5.0 | 7.2 | 13.0 | 4.0 |
| 2 | 5.0 | 6.0 | 8.0 | 8.0 | 6.0 | 4.0 | 5.0 | 5.0 | 6.0 | 8.0 | 6.0 | 7.0 | 8.0 | 7.0 | 8.0 | 7.0 | 7.0 | 7.0 | 7.0 | 7.0 | 20.0 | 25.0 | 27.0 | 22.0 | 9.4 | 27.0 | 4.0 |
| 3 | 18.0 | 12.0 | 8.0 | 4.0 | 5.0 | 8.0 | 9.0 | 7.0 | 7.0 | 8.0 | 8.0 | 8.0 | 8.0 | 7.0 | 9.0 | 9.0 | 8.0 | 8.0 | 6.0 | 6.0 | 10.0 | 8.0 | 7.0 | 6.0 | 8.1 | 18.0 | 4.0 |
| 4 | 5.0 | 6.0 | 4.0 | 4.0 | 5.0 | 6.0 | 7.0 | 5.0 | 6.0 | 9.0 | 6.0 | 5.0 | 5.0 | 5.0 | 7.0 | 7.0 | 6.0 | 7.0 | 10.0 | 9.0 | 4.0 | 3.0 | 4.0 | 4.0 | 5.8 | 10.0 | 3.0 |
| 5 | 2.0 | 4.0 | 6.0 | 6.0 | 8.0 | 9.0 | 7.0 | 4.0 | 3.0 | 7.0 | 7.0 | -- | 5.0 | 6.0 | 9.0 | 8.0 | 3.0 | 5.0 | 5.0 | 6.0 | 8.0 | 7.0 | 4.0 | 3.0 | 5.7 | 9.0 | 2.0 |
| 6 | 4.0 | 1.0 | 4.0 | 6.0 | 7.0 | 6.0 | 4.0 | 6.0 | 4.0 | 5.0 | 4.0 | 2.0 | 6.0 | 4.0 | 4.0 | 6.0 | 5.0 | 6.0 | 6.0 | 4.0 | 7.0 | 7.0 | 3.0 | 4.0 | 4.8 | 7.0 | 1.0 |
| 7 | 6.0 | 3.0 | 2.0 | 3.0 | 3.0 | 5.0 | 5.0 | 4.0 | 5.0 | 2.0 | 1.0 | 1.0 | 2.0 | 4.0 | 6.0 | 5.0 | 4.0 | 3.0 | 1.0 | 2.0 | 5.0 | 3.0 | 5.0 | 9.0 | 3.7 | 9.0 | 1.0 |
| 8 | 8.0 | 6.0 | 5.0 | 4.0 | 4.0 | 4.0 | 4.0 | 2.0 | 3.0 | 3.0 | 2.0 | 2.0 | 3.0 | 3.0 | 3.0 | 3.0 | 3.0 | 6.0 | 5.0 | 2.0 | 3.0 | 5.0 | 6.0 | 6.0 | 4.0 | 8.0 | 2.0 |
| 9 | 6.0 | 7.0 | 7.0 | 6.0 | 8.0 | 7.0 | 6.0 | 7.0 | 7.0 | 4.0 | 3.0 | 8.0 | 7.0 | 5.0 | 5.0 | 7.0 | 8.0 | 6.0 | 8.0 | 6.0 | 4.0 | 5.0 | 7.0 | 8.0 | 6.3 | 8.0 | 3.0 |
| 10 | 8.0 | 8.0 | 8.0 | 7.0 | 8.0 | 10.0 | 7.0 | 7.0 | 7.0 | 5.0 | 4.0 | 1.0 | -1.0 | 6.0 | 12.0 | 10.0 | 9.0 | 8.0 | 8.0 | 7.0 | 6.0 | 6.0 | 5.0 | 5.0 | 6.7 | 12.0 | -1.0 |
| 11 | 3.0 | 1.0 | 4.0 | 4.0 | 3.0 | 3.0 | 3.0 | 3.0 | 3.0 | 4.0 | 4.0 | 2.0 | 4.0 | 6.0 | 6.0 | 4.0 | 3.0 | 3.0 | 5.0 | 4.0 | 5.0 | 5.0 | 3.0 | 4.0 | 3.7 | 6.0 | 1.0 |
| 12 | 4.0 | 4.0 | 2.0 | 3.0 | 6.0 | 5.0 | 6.0 | 6.0 | 5.0 | 6.0 | 6.0 | 6.0 | 3.0 | 2.0 | 4.0 | 5.0 | 5.0 | 5.0 | 6.0 | 7.0 | 3.0 | 0.0 | 2.0 | 4.0 | 4.4 | 7.0 | 0.0 |
| 13 | 4.0 | 4.0 | 3.0 | 3.0 | 3.0 | 1.0 | 1.0 | 2.0 | 4.0 | 5.0 | 4.0 | 4.0 | 4.0 | 2.0 | 3.0 | 4.0 | 3.0 | 3.0 | 0.0 | 2.0 | 3.0 | 0.0 | 1.0 | 1.0 | 2.7 | 5.0 | 0.0 |
| 14 | 2.0 | 1.0 | -2.0 | 1.0 | 4.0 | 4.0 | 5.0 | 6.0 | 6.0 | 6.0 | 9.0 | 9.0 | 4.0 | 2.0 | 3.0 | 5.0 | 6.0 | 7.0 | 8.0 | 6.0 | 5.0 | 7.0 | 10.0 | 8.0 | 5.1 | 10.0 | -2.0 |
| 15 | 7.0 | 6.0 | 6.0 | 8.0 | 10.0 | 9.0 | 9.0 | 9.0 | 8.0 | 9.0 | 9.0 | 6.0 | 3.0 | 7.0 | 6.0 | 4.0 | 5.0 | 4.0 | 4.0 | 4.0 | 5.0 | 6.0 | 7.0 | 8.0 | 6.6 | 10.0 | 3.0 |
| 16 | 5.0 | 6.0 | 7.0 | 7.0 | 7.0 | 6.0 | 7.0 | 7.0 | 8.0 | 9.0 | 8.0 | 7.0 | 7.0 | 5.0 | 7.0 | 5.0 | 5.0 | 8.0 | 8.0 | 8.0 | 8.0 | 5.0 | 6.0 | 7.0 | 6.8 | 9.0 | 5.0 |
| 17 | 6.0 | 6.0 | 4.0 | 6.0 | 7.0 | 7.0 | 7.0 | 8.0 | 8.0 | 8.0 | 7.0 | 6.0 | 6.0 | 5.0 | 7.0 | 4.0 | 3.0 | 5.0 | 6.0 | 7.0 | 4.0 | 2.0 | 3.0 | 5.0 | 5.7 | 8.0 | 2.0 |
| 18 | 5.0 | 5.0 | 4.0 | 6.0 | 6.0 | 6.0 | 5.0 | 5.0 | 6.0 | 8.0 | 6.0 | 4.0 | 7.0 | 8.0 | 5.0 | 6.0 | 5.0 | 4.0 | 7.0 | 7.0 | 5.0 | 4.0 | 5.0 | 5.0 | 5.6 | 8.0 | 4.0 |
| 19 | 5.0 | 5.0 | 6.0 | 6.0 | 5.0 | 4.0 | 5.0 | 8.0 | 6.0 | 6.0 | 7.0 | 7.0 | 6.0 | 6.0 | 7.0 | 5.0 | 6.0 | 5.0 | 5.0 | 6.0 | 6.0 | 6.0 | 6.0 | 7.0 | 5.9 | 8.0 | 4.0 |
| 20 | 6.0 | 6.0 | 6.0 | 6.0 | 6.0 | 5.0 | 4.0 | 5.0 | 6.0 | 6.0 | 6.0 | 4.0 | 6.0 | 8.0 | 7.0 | 4.0 | 5.0 | 6.0 | 5.0 | 5.0 | 7.0 | 7.0 | 4.0 | 4.0 | 5.6 | 8.0 | 4.0 |
| 21 | 6.0 | 6.0 | 6.0 | 6.0 | 4.0 | 6.0 | 8.0 | 8.0 | 6.0 | 3.0 | 3.0 | 4.0 | 5.0 | 5.0 | 5.0 | 5.0 | 5.0 | 6.0 | 6.0 | 6.0 | 7.0 | 6.0 | 5.0 | 5.0 | 5.5 | 8.0 | 3.0 |
| 22 | 4.0 | 4.0 | 6.0 | 6.0 | 5.0 | 4.0 | 5.0 | 7.0 | 6.0 | 7.0 | 7.0 | 3.0 | 3.0 | 4.0 | 6.0 | 6.0 | 4.0 | 6.0 | 34.0 | 8.0 | 6.0 | 6.0 | 8.0 | 7.0 | 6.8 | 34.0 | 3.0 |
| 23 | 7.0 | 7.0 | 6.0 | 6.0 | 7.0 | 6.0 | 6.0 | 6.0 | 7.0 | 6.0 | 3.0 | 6.0 | 7.0 | 6.0 | 5.0 | 4.0 | 4.0 | 7.0 | 7.0 | 8.0 | 8.0 | 6.0 | 6.0 | 6.0 | 6.1 | 8.0 | 3.0 |
| 24 | 7.0 | 7.0 | 8.0 | 8.0 | 10.0 | 9.0 | 6.0 | 6.0 | 7.0 | 8.0 | 8.0 | 8.0 | 9.0 | 7.0 | 5.0 | 5.0 | 7.0 | 7.0 | 6.0 | 6.0 | 6.0 | 9.0 | 9.0 | 7.0 | 7.3 | 10.0 | 5.0 |
| 25 | 8.0 | 9.0 | 8.0 | 7.0 | 7.0 | 8.0 | 10.0 | 10.0 | 9.0 | 10.0 | 10.0 | 10.0 | 8.0 | 6.0 | 6.0 | 6.0 | 10.0 | 9.0 | 7.0 | 7.0 | 5.0 | 4.0 | 6.0 | 6.0 | 7.8 | 10.0 | 4.0 |
| 26 | 6.0 | 8.0 | 4.0 | 2.0 | 5.0 | 7.0 | 7.0 | 7.0 | 8.0 | 7.0 | 6.0 | 7.0 | 9.0 | 10.0 | 11.0 | 9.0 | 4.0 | 3.0 | 5.0 | 4.0 | 5.0 | 6.0 | 6.0 | 5.0 | 6.3 | 11.0 | 2.0 |
| 27 | 6.0 | 8.0 | 8.0 | 7.0 | 6.0 | 6.0 | 7.0 | 10.0 | 10.0 | 6.0 | 5.0 | 7.0 | 6.0 | 6.0 | 8.0 | 7.0 | 5.0 | 5.0 | 6.0 | 8.0 | 6.0 | 5.0 | 7.0 | 7.0 | 6.8 | 10.0 | 5.0 |
| 28 | 6.0 | 5.0 | 7.0 | 8.0 | 7.0 | 6.0 | 5.0 | 6.0 | 8.0 | 6.0 | -- | 8.0 | 19.0 | 9.0 | 9.0 | 10.0 | 10.0 | 8.0 | 9.0 | 7.0 | 5.0 | 6.0 | 5.0 | 2.0 | 7.4 | 19.0 | 2.0 |
| 29 | 2.0 | 2.0 | 3.0 | 5.0 | 3.0 | 1.0 | 2.0 | 3.0 | 4.0 | 3.0 | 4.0 | 3.0 | 3.0 | 5.0 | 7.0 | 6.0 | 4.0 | 6.0 | 6.0 | 5.0 | 6.0 | 6.0 | 7.0 | 6.0 | 4.3 | 7.0 | 1.0 |
| 30 | 7.0 | 9.0 | 6.0 | 5.0 | 8.0 | 7.0 | 4.0 | 4.0 | 7.0 | -- | 8.0 | 7.0 | 6.0 | 6.0 | 6.0 | 5.0 | 7.0 | 7.0 | 5.0 | 6.0 | 8.0 | 6.0 | 6.0 | 7.0 | 6.4 | 9.0 | 4.0 |
| Avg | 5.8 | 5.6 | 5.4 | 5.5 | 6.0 | 5.8 | 5.8 | 5.9 | 6.2 | 6.3 | 5.8 | 5.5 | 5.9 | 5.7 | 6.4 | 6.0 | 5.7 | 6.1 | 7.0 | 5.9 | 6.1 | 5.9 | 6.2 | 6.1 | 5.9 | -- | -- |
| Max | 18.0 | 12.0 | 8.0 | 8.0 | 10.0 | 10.0 | 10.0 | 10.0 | 10.0 | 10.0 | 10.0 | 10.0 | 19.0 | 10.0 | 12.0 | 10.0 | 13.0 | 12.0 | 34.0 | 9.0 | 20.0 | 25.0 | 27.0 | 22.0 | -- | 34.0 | -- |
| Min | 2.0 | 1.0 | -2.0 | 1.0 | 3.0 | 1.0 | 1.0 | 2.0 | 3.0 | 2.0 | 1.0 | 1.0 | -1.0 | 2.0 | 3.0 | 3.0 | 3.0 | 3.0 | 0.0 | 2.0 | 3.0 | 0.0 | 1.0 | 1.0 | -- | -- | -2.0 |

-- Indicates Invalid Data

## SAROAD for Resolution, East_Plant
## "Component, Channel: Table125, conc_PM10_µg/m$^3$_STP"
## Month: Jul 2012

### Hour of day

| Day | 1 | 2 | 3 | 4 | 5 | 6 | 7 | 8 | 9 | 10 | 11 | 12 | 13 | 14 | 15 | 16 | 17 | 18 | 19 | 20 | 21 | 22 | 23 | 24 | Avg | Max | Min |
|---|---|---|---|---|---|---|---|---|---|---|---|---|---|---|---|---|---|---|---|---|---|---|---|---|---|---|---|
| 1 | 35.0 | 49.0 | 44.0 | 37.0 | 38.0 | 31.0 | 48.0 | 34.0 | -- | -- | -- | -- | 37.0 | 52.0 | 52.0 | 34.0 | 34.0 | 33.0 | 33.0 | 30.0 | 23.0 | 25.0 | 26.0 | 45.0 | 37.0 | 52.0 | 23.0 |
| 2 | 30.0 | 23.0 | 39.0 | 31.0 | 38.0 | 27.0 | 29.0 | 35.0 | 28.0 | 33.0 | 40.0 | 47.0 | 44.0 | 58.0 | 56.0 | 50.0 | 50.0 | 41.0 | 34.0 | 33.0 | 37.0 | 29.0 | 29.0 | 33.0 | 37.2 | 58.0 | 23.0 |
| 3 | 51.0 | 57.0 | 85.0 | 65.0 | 53.0 | 49.0 | 50.0 | 75.0 | 45.0 | 47.0 | 57.0 | 63.0 | 83.0 | 72.0 | 89.0 | 88.0 | 82.0 | 95.0 | 103.0 | 90.0 | 71.0 | 58.0 | 52.0 | 47.0 | 67.8 | 103.0 | 45.0 |
| 4 | 20.0 | 27.0 | 24.0 | 20.0 | 16.0 | 15.0 | 15.0 | 16.0 | 15.0 | 18.0 | 26.0 | 17.0 | 10.0 | 17.0 | 22.0 | 26.0 | 17.0 | 20.0 | 18.0 | 13.0 | 20.0 | 15.0 | 20.0 | 17.0 | 18.5 | 27.0 | 10.0 |
| 5 | 19.0 | 25.0 | 30.0 | 25.0 | 27.0 | 51.0 | 58.0 | 28.0 | 34.0 | 27.0 | 23.0 | 38.0 | -- | 36.0 | 48.0 | 36.0 | 42.0 | 29.0 | 27.0 | 26.0 | 26.0 | 19.0 | 17.0 | 18.0 | 30.8 | 58.0 | 17.0 |
| 6 | 17.0 | 17.0 | 15.0 | 13.0 | 19.0 | 20.0 | 17.0 | 21.0 | 29.0 | 34.0 | 24.0 | 17.0 | 37.0 | 40.0 | 23.0 | 32.0 | 22.0 | 23.0 | 21.0 | 17.0 | 18.0 | 15.0 | 14.0 | 11.0 | 21.5 | 40.0 | 11.0 |
| 7 | 8.0 | 10.0 | 11.0 | 9.0 | 9.0 | 8.0 | 10.0 | 43.0 | 19.0 | 17.0 | 14.0 | 13.0 | 12.0 | 15.0 | 15.0 | 17.0 | 18.0 | 18.0 | 28.0 | 20.0 | 22.0 | 32.0 | 26.0 | 17.0 | 17.1 | 43.0 | 8.0 |
| 8 | 24.0 | 13.0 | 10.0 | 6.0 | 20.0 | 5.0 | 19.0 | 32.0 | 9.0 | 60.0 | 23.0 | 13.0 | 14.0 | 27.0 | 30.0 | 17.0 | 17.0 | 26.0 | 17.0 | 15.0 | 17.0 | 18.0 | 17.0 | 9.0 | 19.1 | 60.0 | 5.0 |
| 9 | 12.0 | 14.0 | 11.0 | 8.0 | 11.0 | 22.0 | 31.0 | 56.0 | 53.0 | 31.0 | 39.0 | 26.0 | 49.0 | 61.0 | 48.0 | 28.0 | 44.0 | 18.0 | 25.0 | 17.0 | 28.0 | 11.0 | 18.0 | 25.0 | 28.6 | 61.0 | 8.0 |
| 10 | 29.0 | 28.0 | 41.0 | 21.0 | 23.0 | 15.0 | 45.0 | 23.0 | 26.0 | 16.0 | 26.0 | 23.0 | 31.0 | 21.0 | 25.0 | 22.0 | 85.0 | -- | -- | 45.0 | 22.0 | 19.0 | 7.0 | 8.0 | 27.3 | 85.0 | 7.0 |
| 11 | 17.0 | 10.0 | 8.0 | 7.0 | 8.0 | 16.0 | 17.0 | 18.0 | 37.0 | 25.0 | 18.0 | 43.0 | 32.0 | 17.0 | 21.0 | 22.0 | 21.0 | 14.0 | 14.0 | 61.0 | 13.0 | 12.0 | 12.0 | 39.0 | 20.9 | 61.0 | 7.0 |
| 12 | 9.0 | 11.0 | 13.0 | 17.0 | 19.0 | 19.0 | 14.0 | 17.0 | 27.0 | 31.0 | 41.0 | 21.0 | 25.0 | 26.0 | 19.0 | 13.0 | 12.0 | 13.0 | 12.0 | 12.0 | 142.0 | 98.0 | 133.0 | 77.0 | 34.2 | 142.0 | 9.0 |
| 13 | 53.0 | 39.0 | 62.0 | 26.0 | 17.0 | 11.0 | 12.0 | 10.0 | 6.0 | 7.0 | 9.0 | 11.0 | 12.0 | 7.0 | 7.0 | 11.0 | 11.0 | 10.0 | 11.0 | 9.0 | 8.0 | 9.0 | 8.0 | 5.0 | 15.5 | 62.0 | 5.0 |
| 14 | 5.0 | 8.0 | 10.0 | 8.0 | 9.0 | 10.0 | 11.0 | 13.0 | 12.0 | 11.0 | 9.0 | 10.0 | 12.0 | 12.0 | 14.0 | 12.0 | 121.0 | 78.0 | 51.0 | 18.0 | 37.0 | 24.0 | 22.0 | 15.0 | 22.2 | 121.0 | 5.0 |
| 15 | 19.0 | 8.0 | 17.0 | 9.0 | 11.0 | 23.0 | 27.0 | 19.0 | 17.0 | 15.0 | 13.0 | 16.0 | 14.0 | 10.0 | 10.0 | 13.0 | 17.0 | 17.0 | 22.0 | 28.0 | 13.0 | 11.0 | 7.0 | 5.0 | 15.0 | 28.0 | 5.0 |
| 16 | 5.0 | 7.0 | 7.0 | 4.0 | 6.0 | 9.0 | 11.0 | 13.0 | 12.0 | 21.0 | 22.0 | 24.0 | 26.0 | 29.0 | 34.0 | 25.0 | 20.0 | 13.0 | 19.0 | 20.0 | 22.0 | 13.0 | 18.0 | 21.0 | 16.7 | 34.0 | 4.0 |
| 17 | 15.0 | 19.0 | 18.0 | 10.0 | 18.0 | 55.0 | 24.0 | 19.0 | 18.0 | 17.0 | 18.0 | 22.0 | 32.0 | 31.0 | 48.0 | 15.0 | 19.0 | 20.0 | 30.0 | 16.0 | 20.0 | 19.0 | 14.0 | 14.0 | 22.1 | 55.0 | 10.0 |
| 18 | 14.0 | 16.0 | 14.0 | 13.0 | 11.0 | 12.0 | 25.0 | 16.0 | 19.0 | 15.0 | 15.0 | 16.0 | 25.0 | 24.0 | 26.0 | 18.0 | 17.0 | 24.0 | 30.0 | 22.0 | 23.0 | 18.0 | 19.0 | 19.0 | 18.8 | 30.0 | 11.0 |
| 19 | 18.0 | 17.0 | 15.0 | 28.0 | 38.0 | 54.0 | 34.0 | 32.0 | 16.0 | 25.0 | 16.0 | 20.0 | 24.0 | 39.0 | 47.0 | 34.0 | 37.0 | 27.0 | 22.0 | 23.0 | 15.0 | 18.0 | 17.0 | 16.0 | 26.3 | 54.0 | 15.0 |
| 20 | 20.0 | 19.0 | 22.0 | 18.0 | 17.0 | 18.0 | 28.0 | 26.0 | 19.0 | 22.0 | 25.0 | 29.0 | 27.0 | 12.0 | 11.0 | 24.0 | 32.0 | 10.0 | 11.0 | 7.0 | 17.0 | 12.0 | 19.0 | 11.0 | 19.0 | 32.0 | 7.0 |
| 21 | 9.0 | 6.0 | 8.0 | 10.0 | 8.0 | 7.0 | 10.0 | 14.0 | 13.0 | 23.0 | 14.0 | 11.0 | 16.0 | 11.0 | 19.0 | 16.0 | 13.0 | 6.0 | 3.0 | 6.0 | 6.0 | 10.0 | 11.0 | 10.0 | 10.8 | 23.0 | 3.0 |
| 22 | 12.0 | 11.0 | 11.0 | 11.0 | 12.0 | 14.0 | 22.0 | 16.0 | 19.0 | 17.0 | 16.0 | 17.0 | 27.0 | 16.0 | 13.0 | 12.0 | 12.0 | 10.0 | 5.0 | 4.0 | 6.0 | 6.0 | 15.0 | 10.0 | 13.1 | 27.0 | 4.0 |
| 23 | 11.0 | 9.0 | 7.0 | 9.0 | 10.0 | 15.0 | 22.0 | 19.0 | 14.0 | 22.0 | 39.0 | 21.0 | 35.0 | 21.0 | 23.0 | 15.0 | 14.0 | 11.0 | 15.0 | 13.0 | 13.0 | 19.0 | 17.0 | 11.0 | 16.9 | 39.0 | 7.0 |
| 24 | 8.0 | 7.0 | 11.0 | 9.0 | 6.0 | 4.0 | 8.0 | 11.0 | 7.0 | 7.0 | 7.0 | 2.0 | 4.0 | 7.0 | 16.0 | 13.0 | 37.0 | 20.0 | 15.0 | 16.0 | 21.0 | 30.0 | 27.0 | 19.0 | 13.0 | 37.0 | 2.0 |
| 25 | 34.0 | 15.0 | 17.0 | 16.0 | 17.0 | 13.0 | 69.0 | 60.0 | 13.0 | 26.0 | 19.0 | 25.0 | 26.0 | 29.0 | 24.0 | 27.0 | 23.0 | 31.0 | 29.0 | 31.0 | 27.0 | 21.0 | 25.0 | 19.0 | 26.5 | 69.0 | 13.0 |
| 26 | 21.0 | 20.0 | 22.0 | 27.0 | 18.0 | 17.0 | 17.0 | 18.0 | 18.0 | 25.0 | 20.0 | 36.0 | -- | 57.0 | 73.0 | 3.0 | 23.0 | 33.0 | 28.0 | 24.0 | 31.0 | 2.0 | 22.0 | 26.0 | 25.3 | 73.0 | 2.0 |
| 27 | 6.0 | 21.0 | 11.0 | 12.0 | 21.0 | 45.0 | 36.0 | 38.0 | 18.0 | 32.0 | 23.0 | 13.0 | 10.0 | 18.0 | 13.0 | 12.0 | 9.0 | 11.0 | 20.0 | 15.0 | 13.0 | 16.0 | 8.0 | 11.0 | 18.0 | 45.0 | 6.0 |
| 28 | 17.0 | 8.0 | 10.0 | 11.0 | 8.0 | 5.0 | 18.0 | 9.0 | 22.0 | 7.0 | 17.0 | 6.0 | 9.0 | 15.0 | 44.0 | 12.0 | 10.0 | 5.0 | 2.0 | 6.0 | 9.0 | 7.0 | 6.0 | 5.0 | 11.2 | 44.0 | 2.0 |
| 29 | 5.0 | 5.0 | 1.0 | 1.0 | 5.0 | 6.0 | 8.0 | 10.0 | 21.0 | 20.0 | 28.0 | 26.0 | 17.0 | 15.0 | 20.0 | 12.0 | 4.0 | -2.0 | 1.0 | 4.0 | 6.0 | 7.0 | 6.0 | 5.0 | 9.6 | 28.0 | -2.0 |
| 30 | 8.0 | 10.0 | 11.0 | 12.0 | 14.0 | 14.0 | 40.0 | 9.0 | 24.0 | 16.0 | 21.0 | 32.0 | 27.0 | 27.0 | -- | 29.0 | 17.0 | 13.0 | 19.0 | 11.0 | 17.0 | 6.0 | 9.0 | 16.0 | 17.5 | 40.0 | 6.0 |
| 31 | 27.0 | 5.0 | 5.0 | 6.0 | 6.0 | 18.0 | 20.0 | 12.0 | 21.0 | 18.0 | 24.0 | 49.0 | 13.0 | 13.0 | 46.0 | 36.0 | 26.0 | 22.0 | 81.0 | 232.0 | 21.0 | 26.0 | 17.0 | 22.0 | 31.9 | 232.0 | 5.0 |
| Avg | 18.6 | 17.2 | 19.7 | 16.1 | 17.2 | 20.3 | 25.6 | 24.6 | 21.0 | 22.8 | 22.9 | 23.6 | 25.2 | 26.9 | 31.2 | 23.4 | 29.2 | 23.0 | 24.9 | 28.5 | 24.6 | 20.2 | 21.2 | 19.5 | 22.9 | -- | -- |
| Max | 53.0 | 57.0 | 85.0 | 65.0 | 53.0 | 55.0 | 69.0 | 75.0 | 53.0 | 60.0 | 57.0 | 63.0 | 83.0 | 72.0 | 89.0 | 88.0 | 121.0 | 95.0 | 103.0 | 232.0 | 142.0 | 98.0 | 133.0 | 77.0 | -- | 232.0 | -- |
| Min | 5.0 | 5.0 | 1.0 | 1.0 | 5.0 | 4.0 | 8.0 | 9.0 | 6.0 | 7.0 | 7.0 | 2.0 | 4.0 | 7.0 | 7.0 | 3.0 | 4.0 | -2.0 | 1.0 | 4.0 | 6.0 | 2.0 | 6.0 | 5.0 | -- | -- | -2.0 |

-- Indicates Invalid Data

## SAROAD for Resolution, East_Plant
## "Component, Channel: Table125, conc_PM10_µg/m$^3$_STP"
## Month: Aug 2012

### Hour of day

| Day | 1 | 2 | 3 | 4 | 5 | 6 | 7 | 8 | 9 | 10 | 11 | 12 | 13 | 14 | 15 | 16 | 17 | 18 | 19 | 20 | 21 | 22 | 23 | 24 | Avg | Max | Min |
|---|---|---|---|---|---|---|---|---|---|---|---|---|---|---|---|---|---|---|---|---|---|---|---|---|---|---|---|
| 1 | 18.0 | 10.0 | 15.0 | 8.0 | 17.0 | 12.0 | 32.0 | 22.0 | 11.0 | 10.0 | 29.0 | 18.0 | 24.0 | 45.0 | 14.0 | 12.0 | 19.0 | 16.0 | 11.0 | 16.0 | 11.0 | 11.0 | 17.0 | 17.0 | 17.3 | 45.0 | 8.0 |
| 2 | 18.0 | 19.0 | 10.0 | 11.0 | 12.0 | 10.0 | 44.0 | 84.0 | 32.0 | 23.0 | 19.0 | 26.0 | 43.0 | 26.0 | 13.0 | 17.0 | 16.0 | 18.0 | 16.0 | 19.0 | 17.0 | 20.0 | 21.0 | 18.0 | 23.0 | 84.0 | 10.0 |
| 3 | 21.0 | 25.0 | 18.0 | 25.0 | 17.0 | 19.0 | 28.0 | 36.0 | 38.0 | 30.0 | 18.0 | 25.0 | 33.0 | 34.0 | 26.0 | 27.0 | 19.0 | 23.0 | 18.0 | 18.0 | 10.0 | 18.0 | 24.0 | 22.0 | 23.8 | 38.0 | 10.0 |
| 4 | 27.0 | 19.0 | 10.0 | 10.0 | 10.0 | 18.0 | 13.0 | 15.0 | 16.0 | 16.0 | 21.0 | 19.0 | 17.0 | 17.0 | 17.0 | 21.0 | 26.0 | 23.0 | 35.0 | 20.0 | 16.0 | 37.0 | 18.0 | 26.0 | 19.5 | 37.0 | 10.0 |
| 5 | 37.0 | 34.0 | 48.0 | 39.0 | 23.0 | 38.0 | 38.0 | 15.0 | 13.0 | 11.0 | 16.0 | -- | 20.0 | 19.0 | 17.0 | 16.0 | 16.0 | 60.0 | 14.0 | 18.0 | 76.0 | 17.0 | 18.0 | 13.0 | 26.8 | 76.0 | 11.0 |
| 6 | 16.0 | 19.0 | 13.0 | 16.0 | 11.0 | 27.0 | 23.0 | 37.0 | 76.0 | 50.0 | 29.0 | 28.0 | 30.0 | 37.0 | 27.0 | 42.0 | 23.0 | 22.0 | 28.0 | 40.0 | 31.0 | 9.0 | 6.0 | 5.0 | 26.9 | 76.0 | 5.0 |
| 7 | 5.0 | 4.0 | 7.0 | 10.0 | 28.0 | 21.0 | 29.0 | 30.0 | 21.0 | 17.0 | 15.0 | 26.0 | 32.0 | 25.0 | 49.0 | 40.0 | 34.0 | 57.0 | 30.0 | 43.0 | 33.0 | 21.0 | 20.0 | 11.0 | 25.3 | 57.0 | 4.0 |
| 8 | 9.0 | 22.0 | 14.0 | 11.0 | 10.0 | 51.0 | 126.0 | 53.0 | 26.0 | 27.0 | 24.0 | 21.0 | 27.0 | 30.0 | 29.0 | 26.0 | 35.0 | 118.0 | 8.0 | 9.0 | 11.0 | 7.0 | 6.0 | 12.0 | 29.7 | 126.0 | 6.0 |
| 9 | 12.0 | 11.0 | 13.0 | 11.0 | 7.0 | 8.0 | 11.0 | 13.0 | 23.0 | 11.0 | 22.0 | 49.0 | 75.0 | 72.0 | 24.0 | 22.0 | 19.0 | 23.0 | 36.0 | 18.0 | 21.0 | 19.0 | 17.0 | 19.0 | 23.2 | 75.0 | 7.0 |
| 10 | 15.0 | 17.0 | 19.0 | 19.0 | 21.0 | 30.0 | 39.0 | 34.0 | 32.0 | 23.0 | 21.0 | 31.0 | 22.0 | 24.0 | 23.0 | 19.0 | 20.0 | 19.0 | 30.0 | 19.0 | 37.0 | 18.0 | 15.0 | 15.0 | 23.4 | 39.0 | 15.0 |
| 11 | 13.0 | 12.0 | 25.0 | 17.0 | 21.0 | 26.0 | 29.0 | 30.0 | 22.0 | 23.0 | 30.0 | 30.0 | 33.0 | 20.0 | 38.0 | 24.0 | 22.0 | 23.0 | 125.0 | 96.0 | 30.0 | 23.0 | 22.0 | 45.0 | 32.5 | 125.0 | 12.0 |
| 12 | 43.0 | 72.0 | 172.0 | 225.0 | 221.0 | 142.0 | 127.0 | 69.0 | 59.0 | 96.0 | 44.0 | 34.0 | 28.0 | 31.0 | 30.0 | 24.0 | 39.0 | 57.0 | 53.0 | 42.0 | 40.0 | 53.0 | 28.0 | 34.0 | 73.5 | 225.0 | 24.0 |
| 13 | 49.0 | 34.0 | 30.0 | 31.0 | 44.0 | 29.0 | 36.0 | 42.0 | 67.0 | 141.0 | 122.0 | 47.0 | 64.0 | 56.0 | 57.0 | 67.0 | 39.0 | 34.0 | 41.0 | 44.0 | 28.0 | 72.0 | 24.0 | 22.0 | 50.8 | 141.0 | 22.0 |
| 14 | 10.0 | 16.0 | 17.0 | 20.0 | 22.0 | 16.0 | 25.0 | 35.0 | 21.0 | 36.0 | 62.0 | 40.0 | 47.0 | 33.0 | 64.0 | 45.0 | 36.0 | 45.0 | 37.0 | 36.0 | 26.0 | 43.0 | 47.0 | 17.0 | 33.2 | 64.0 | 10.0 |
| 15 | 22.0 | 37.0 | 38.0 | 30.0 | 23.0 | 27.0 | 35.0 | 68.0 | 98.0 | 95.0 | 76.0 | 92.0 | 93.0 | 178.0 | 162.0 | 144.0 | 108.0 | 70.0 | 69.0 | 73.0 | 61.0 | 51.0 | 46.0 | 38.0 | 72.2 | 178.0 | 22.0 |
| 16 | 31.0 | 24.0 | 25.0 | 31.0 | 27.0 | 21.0 | 27.0 | 40.0 | 34.0 | 50.0 | 54.0 | -- | 49.0 | 40.0 | 26.0 | 25.0 | 33.0 | 34.0 | 31.0 | 29.0 | 31.0 | 36.0 | 28.0 | 16.0 | 32.3 | 54.0 | 16.0 |
| 17 | 4.0 | 7.0 | 8.0 | 8.0 | 9.0 | 9.0 | 7.0 | 7.0 | 10.0 | 10.0 | 12.0 | 12.0 | 11.0 | 9.0 | 10.0 | 11.0 | 9.0 | 9.0 | 26.0 | 14.0 | 12.0 | 8.0 | 8.0 | 12.0 | 10.1 | 26.0 | 4.0 |
| 18 | 11.0 | 9.0 | 9.0 | 5.0 | 6.0 | 8.0 | 9.0 | 10.0 | 8.0 | 9.0 | 15.0 | 10.0 | 23.0 | 16.0 | 17.0 | 17.0 | 20.0 | 9.0 | 9.0 | 9.0 | 10.0 | 11.0 | 12.0 | 12.0 | 11.4 | 23.0 | 5.0 |
| 19 | 13.0 | 11.0 | 11.0 | 8.0 | 5.0 | 10.0 | 24.0 | 34.0 | 15.0 | 7.0 | 16.0 | 14.0 | 13.0 | 11.0 | 11.0 | 13.0 | 17.0 | 10.0 | 23.0 | 17.0 | 101.0 | 74.0 | 26.0 | 20.0 | 21.0 | 101.0 | 5.0 |
| 20 | 18.0 | 10.0 | 12.0 | 12.0 | 21.0 | 36.0 | 32.0 | 31.0 | 37.0 | 60.0 | 34.0 | 38.0 | 17.0 | 64.0 | 69.0 | 33.0 | 25.0 | 24.0 | 20.0 | 14.0 | 12.0 | 12.0 | 20.0 | 19.0 | 27.9 | 69.0 | 10.0 |
| 21 | 12.0 | 44.0 | 40.0 | 40.0 | 26.0 | 17.0 | 19.0 | 61.0 | 73.0 | 37.0 | 54.0 | 87.0 | 75.0 | 84.0 | 40.0 | 60.0 | 23.0 | 14.0 | 131.0 | 6.0 | 6.0 | 9.0 | 11.0 | 10.0 | 40.8 | 131.0 | 6.0 |
| 22 | 7.0 | 7.0 | 8.0 | 8.0 | 7.0 | 9.0 | 19.0 | 13.0 | 10.0 | 11.0 | 24.0 | 17.0 | 6.0 | 6.0 | 6.0 | 7.0 | 16.0 | 5.0 | 6.0 | 9.0 | 17.0 | 14.0 | 14.0 | 17.0 | 11.0 | 24.0 | 5.0 |
| 23 | 6.0 | 7.0 | 6.0 | 7.0 | 6.0 | 3.0 | 7.0 | 7.0 | 4.0 | 19.0 | -- | 5.0 | 5.0 | 6.0 | 10.0 | 14.0 | 12.0 | 10.0 | 9.0 | 8.0 | 6.0 | 6.0 | 10.0 | 11.0 | 8.0 | 19.0 | 3.0 |
| 24 | 10.0 | 10.0 | 7.0 | 9.0 | 10.0 | 15.0 | 31.0 | 25.0 | 10.0 | 7.0 | 6.0 | 7.0 | 9.0 | 14.0 | 21.0 | 31.0 | 10.0 | 17.0 | 28.0 | 19.0 | 27.0 | 36.0 | 16.0 | 23.0 | 16.6 | 36.0 | 6.0 |
| 25 | 29.0 | 12.0 | 17.0 | 12.0 | 12.0 | 14.0 | 28.0 | 31.0 | 17.0 | 16.0 | 14.0 | 11.0 | 16.0 | 15.0 | 18.0 | 21.0 | 20.0 | 20.0 | 19.0 | 14.0 | 14.0 | 13.0 | 15.0 | 10.0 | 17.0 | 31.0 | 10.0 |
| 26 | 20.0 | 11.0 | 11.0 | 11.0 | 25.0 | 8.0 | 17.0 | 91.0 | 9.0 | 56.0 | 21.0 | 21.0 | 5.0 | 8.0 | 10.0 | 22.0 | 20.0 | 15.0 | 27.0 | 12.0 | 19.0 | 14.0 | 17.0 | 11.0 | 20.0 | 91.0 | 5.0 |
| 27 | 18.0 | 12.0 | 16.0 | 8.0 | 11.0 | 22.0 | 40.0 | 36.0 | 30.0 | 31.0 | 32.0 | 21.0 | 18.0 | 25.0 | 24.0 | 20.0 | 15.0 | 16.0 | 46.0 | 17.0 | 12.0 | 12.0 | 11.0 | 11.0 | 21.0 | 46.0 | 8.0 |
| 28 | 18.0 | 10.0 | 11.0 | 11.0 | 13.0 | 21.0 | 16.0 | 27.0 | 24.0 | 22.0 | 20.0 | 24.0 | 22.0 | 18.0 | 20.0 | 14.0 | 27.0 | 18.0 | 19.0 | 16.0 | 29.0 | 18.0 | 14.0 | 14.0 | 18.6 | 29.0 | 10.0 |
| 29 | 13.0 | 12.0 | 11.0 | 16.0 | 18.0 | 11.0 | 22.0 | 24.0 | 28.0 | 17.0 | 37.0 | 26.0 | 44.0 | 52.0 | 42.0 | 24.0 | 25.0 | 35.0 | 32.0 | 34.0 | 22.0 | 33.0 | 24.0 | 24.0 | 26.1 | 52.0 | 11.0 |
| 30 | 32.0 | 60.0 | 49.0 | 38.0 | 29.0 | 28.0 | 26.0 | 34.0 | 43.0 | 30.0 | 50.0 | 38.0 | 33.0 | 26.0 | 23.0 | 27.0 | 25.0 | 31.0 | 33.0 | 32.0 | 102.0 | 148.0 | 36.0 | 22.0 | 41.5 | 148.0 | 22.0 |
| 31 | 26.0 | 17.0 | 25.0 | 18.0 | 25.0 | 24.0 | 32.0 | 30.0 | 29.0 | 35.0 | 23.0 | 33.0 | 39.0 | 28.0 | 23.0 | 53.0 | 38.0 | 33.0 | 27.0 | 28.0 | 37.0 | 36.0 | 32.0 | 30.0 | 30.0 | 53.0 | 17.0 |
| Avg | 18.8 | 19.8 | 23.1 | 23.4 | 23.8 | 23.5 | 32.0 | 35.0 | 30.2 | 33.1 | 32.0 | 29.3 | 31.4 | 34.5 | 31.0 | 30.3 | 26.0 | 29.3 | 33.5 | 25.5 | 29.2 | 29.0 | 20.1 | 18.6 | 27.6 | -- | -- |
| Max | 49.0 | 72.0 | 172.0 | 225.0 | 221.0 | 142.0 | 127.0 | 91.0 | 98.0 | 141.0 | 122.0 | 92.0 | 93.0 | 178.0 | 162.0 | 144.0 | 108.0 | 118.0 | 131.0 | 96.0 | 102.0 | 148.0 | 47.0 | 45.0 | -- | 225.0 | -- |
| Min | 4.0 | 4.0 | 6.0 | 5.0 | 5.0 | 3.0 | 7.0 | 7.0 | 4.0 | 7.0 | 6.0 | 5.0 | 5.0 | 6.0 | 6.0 | 7.0 | 9.0 | 5.0 | 6.0 | 6.0 | 6.0 | 6.0 | 6.0 | 5.0 | -- | -- | 3.0 |

-- Indicates Invalid Data

## SAROAD for Resolution, East_Plant
## "Component, Channel: Table125, conc_PM10_µg/m$^3$_STP"
## Month: Sep 2012

### Hour of day

| Day | 1 | 2 | 3 | 4 | 5 | 6 | 7 | 8 | 9 | 10 | 11 | 12 | 13 | 14 | 15 | 16 | 17 | 18 | 19 | 20 | 21 | 22 | 23 | 24 | Avg | Max | Min |
|---|---|---|---|---|---|---|---|---|---|---|---|---|---|---|---|---|---|---|---|---|---|---|---|---|---|---|---|
| 1 | 25.0 | 26.0 | 23.0 | 34.0 | 19.0 | 27.0 | 33.0 | 27.0 | 28.0 | 29.0 | 24.0 | 36.0 | 39.0 | 22.0 | 28.0 | 26.0 | 24.0 | 23.0 | 22.0 | 20.0 | 21.0 | 19.0 | 17.0 | 20.0 | 25.5 | 39.0 | 17.0 |
| 2 | 15.0 | 17.0 | 24.0 | 15.0 | 18.0 | 20.0 | 20.0 | 18.0 | 18.0 | 26.0 | 19.0 | 32.0 | 28.0 | 26.0 | 16.0 | 94.0 | 23.0 | 17.0 | 24.0 | 22.0 | 300.0 | 233.0 | 276.0 | 184.0 | 61.9 | 300.0 | 15.0 |
| 3 | 191.0 | 44.0 | 17.0 | 11.0 | 47.0 | 61.0 | 57.0 | 33.0 | 17.0 | 36.0 | 37.0 | 56.0 | 61.0 | 62.0 | 55.0 | 41.0 | 35.0 | 27.0 | 21.0 | 24.0 | 23.0 | 27.0 | 25.0 | 23.0 | 43.0 | 191.0 | 11.0 |
| 4 | 17.0 | 23.0 | 19.0 | 16.0 | 22.0 | 24.0 | 20.0 | 54.0 | 42.0 | 54.0 | 46.0 | 33.0 | 41.0 | 35.0 | 48.0 | 33.0 | 44.0 | 34.0 | 24.0 | 16.0 | 15.0 | 14.0 | 22.0 | 17.0 | 29.7 | 54.0 | 14.0 |
| 5 | 16.0 | 25.0 | 15.0 | 25.0 | 37.0 | 33.0 | 33.0 | 21.0 | 31.0 | 21.0 | 27.0 | -- | 25.0 | 29.0 | 39.0 | 36.0 | 24.0 | 25.0 | 30.0 | 32.0 | 31.0 | 30.0 | 21.0 | 29.0 | 27.6 | 39.0 | 15.0 |
| 6 | 23.0 | 26.0 | 22.0 | 22.0 | 19.0 | 14.0 | 12.0 | 20.0 | 22.0 | 21.0 | 22.0 | 25.0 | 29.0 | 27.0 | 37.0 | 19.0 | 19.0 | 57.0 | 21.0 | 20.0 | 46.0 | 18.0 | 13.0 | 17.0 | 23.8 | 57.0 | 12.0 |
| 7 | 19.0 | 23.0 | 21.0 | 18.0 | 17.0 | 20.0 | 10.0 | 10.0 | 8.0 | 7.0 | 7.0 | 9.0 | 11.0 | 12.0 | 12.0 | 11.0 | 13.0 | 12.0 | 9.0 | 10.0 | 15.0 | 11.0 | 12.0 | 22.0 | 13.3 | 23.0 | 7.0 |
| 8 | 16.0 | 19.0 | 16.0 | 13.0 | 20.0 | 16.0 | 15.0 | 11.0 | 13.0 | 18.0 | 13.0 | 22.0 | 25.0 | 16.0 | 16.0 | 14.0 | 17.0 | 68.0 | 10.0 | 16.0 | 11.0 | 17.0 | 21.0 | 17.0 | 18.3 | 68.0 | 10.0 |
| 9 | 16.0 | 21.0 | 18.0 | 16.0 | 20.0 | 17.0 | 23.0 | 29.0 | 18.0 | 16.0 | 13.0 | 12.0 | 12.0 | 10.0 | 10.0 | 17.0 | 14.0 | 13.0 | 12.0 | 13.0 | 13.0 | 19.0 | 34.0 | 19.0 | 16.9 | 34.0 | 10.0 |
| 10 | 18.0 | 19.0 | 22.0 | 27.0 | 61.0 | 52.0 | 14.0 | 21.0 | 14.0 | 9.0 | 6.0 | 8.0 | 18.0 | 39.0 | 33.0 | 47.0 | 42.0 | 32.0 | 36.0 | 17.0 | 16.0 | 20.0 | 32.0 | 26.0 | 26.2 | 61.0 | 6.0 |
| 11 | 26.0 | 13.0 | 12.0 | 15.0 | 17.0 | 20.0 | 59.0 | 40.0 | 6.0 | 25.0 | 13.0 | 17.0 | 13.0 | 18.0 | 13.0 | 11.0 | 8.0 | 10.0 | 11.0 | 12.0 | 17.0 | 6.0 | 8.0 | 8.0 | 16.6 | 59.0 | 6.0 |
| 12 | 17.0 | 7.0 | 7.0 | 8.0 | 9.0 | 9.0 | 9.0 | 25.0 | 12.0 | 13.0 | 11.0 | 11.0 | 11.0 | 10.0 | 17.0 | 32.0 | 13.0 | 14.0 | 13.0 | 20.0 | 26.0 | 6.0 | 6.0 | 9.0 | 13.1 | 32.0 | 6.0 |
| 13 | 10.0 | 6.0 | 2.0 | 5.0 | 5.0 | 8.0 | 15.0 | 15.0 | 23.0 | 30.0 | 17.0 | 21.0 | 19.0 | 9.0 | 17.0 | 10.0 | 15.0 | 16.0 | 9.0 | 7.0 | 8.0 | 8.0 | 8.0 | 9.0 | 12.2 | 30.0 | 2.0 |
| 14 | 9.0 | 6.0 | 5.0 | 8.0 | 9.0 | 25.0 | 21.0 | 16.0 | 14.0 | 13.0 | 13.0 | 13.0 | 18.0 | 9.0 | 11.0 | 13.0 | 12.0 | 12.0 | 13.0 | 17.0 | 10.0 | 11.0 | 12.0 | 13.0 | 12.6 | 25.0 | 5.0 |
| 15 | 11.0 | 7.0 | 9.0 | 16.0 | 16.0 | 18.0 | 14.0 | 16.0 | 20.0 | 13.0 | 13.0 | 13.0 | 13.0 | 9.0 | 10.0 | 16.0 | 8.0 | 16.0 | 33.0 | 15.0 | 21.0 | 8.0 | 10.0 | 18.0 | 14.3 | 33.0 | 7.0 |
| 16 | 11.0 | 13.0 | 12.0 | 23.0 | 12.0 | 12.0 | 11.0 | 21.0 | 8.0 | 11.0 | 16.0 | 55.0 | 15.0 | 20.0 | 16.0 | 23.0 | 15.0 | 20.0 | 16.0 | 20.0 | 18.0 | 18.0 | 19.0 | 15.0 | 17.5 | 55.0 | 8.0 |
| 17 | 13.0 | 10.0 | 8.0 | 11.0 | 16.0 | 12.0 | 12.0 | 17.0 | 21.0 | 21.0 | 30.0 | 23.0 | 23.0 | 24.0 | 22.0 | 19.0 | 17.0 | 10.0 | 20.0 | 22.0 | 20.0 | 18.0 | 20.0 | 15.0 | 17.7 | 30.0 | 8.0 |
| 18 | 17.0 | 22.0 | 10.0 | 12.0 | 13.0 | 12.0 | 31.0 | 17.0 | 11.0 | 28.0 | 18.0 | 27.0 | 27.0 | 20.0 | 21.0 | 23.0 | 13.0 | 17.0 | 26.0 | 24.0 | 22.0 | 16.0 | 11.0 | 12.0 | 18.8 | 31.0 | 10.0 |
| 19 | 13.0 | 16.0 | 17.0 | 8.0 | 16.0 | 14.0 | 18.0 | 17.0 | 27.0 | 28.0 | 40.0 | 28.0 | 19.0 | 55.0 | 17.0 | 18.0 | 20.0 | 25.0 | 23.0 | 16.0 | 16.0 | 13.0 | 18.0 | 23.0 | 21.0 | 55.0 | 8.0 |
| 20 | 16.0 | 11.0 | 11.0 | 13.0 | 11.0 | 12.0 | 18.0 | 23.0 | 35.0 | 19.0 | 17.0 | 18.0 | 17.0 | 24.0 | 19.0 | 19.0 | 20.0 | 20.0 | 18.0 | 16.0 | 13.0 | 13.0 | 11.0 | 18.0 | 17.2 | 35.0 | 11.0 |
| 21 | 13.0 | 13.0 | 19.0 | 13.0 | 14.0 | 14.0 | 59.0 | 12.0 | 21.0 | 16.0 | 15.0 | 14.0 | 17.0 | 22.0 | 26.0 | 15.0 | 17.0 | 19.0 | 12.0 | 10.0 | 9.0 | 12.0 | 14.0 | 13.0 | 17.0 | 59.0 | 9.0 |
| 22 | 12.0 | 10.0 | 8.0 | 8.0 | 12.0 | 12.0 | 43.0 | 27.0 | 22.0 | 30.0 | 29.0 | 26.0 | 20.0 | 10.0 | 12.0 | 18.0 | 14.0 | 48.0 | 157.0 | 24.0 | 18.0 | 9.0 | 17.0 | 15.0 | 25.0 | 157.0 | 8.0 |
| 23 | 14.0 | 20.0 | 15.0 | 12.0 | 11.0 | 12.0 | 15.0 | 26.0 | 28.0 | 26.0 | 21.0 | 20.0 | 21.0 | 17.0 | 18.0 | 22.0 | 25.0 | 13.0 | 25.0 | 19.0 | 21.0 | 23.0 | 25.0 | 14.0 | 19.3 | 28.0 | 11.0 |
| 24 | 13.0 | 13.0 | 15.0 | 14.0 | 12.0 | 22.0 | 19.0 | 26.0 | 25.0 | 26.0 | 21.0 | 21.0 | 31.0 | 20.0 | 28.0 | 29.0 | 26.0 | 20.0 | 16.0 | 17.0 | 21.0 | 21.0 | 11.0 | 16.0 | 20.1 | 31.0 | 11.0 |
| 25 | 23.0 | 17.0 | 18.0 | 18.0 | 20.0 | 13.0 | 28.0 | 53.0 | 42.0 | 27.0 | 30.0 | 27.0 | 23.0 | 28.0 | 36.0 | 39.0 | 30.0 | 31.0 | 30.0 | 28.0 | 19.0 | 22.0 | 20.0 | 23.0 | 26.9 | 53.0 | 13.0 |
| 26 | 17.0 | 15.0 | 15.0 | 14.0 | 14.0 | 13.0 | 18.0 | 32.0 | 47.0 | 20.0 | 32.0 | 41.0 | 22.0 | 24.0 | 25.0 | 20.0 | 26.0 | 16.0 | 21.0 | 22.0 | 20.0 | 20.0 | 15.0 | 16.0 | 21.9 | 47.0 | 13.0 |
| 27 | 17.0 | 13.0 | 13.0 | 13.0 | 11.0 | 10.0 | 16.0 | 48.0 | 24.0 | 24.0 | 26.0 | 19.0 | 26.0 | 20.0 | 28.0 | 24.0 | 20.0 | 21.0 | 19.0 | 20.0 | 23.0 | 17.0 | 16.0 | 15.0 | 20.1 | 48.0 | 10.0 |
| 28 | 17.0 | 20.0 | 19.0 | 17.0 | 13.0 | 17.0 | 30.0 | 29.0 | 38.0 | 23.0 | -- | 26.0 | 29.0 | 20.0 | 19.0 | 20.0 | 21.0 | 17.0 | 31.0 | 16.0 | 20.0 | 12.0 | 10.0 | 8.0 | 20.5 | 38.0 | 8.0 |
| 29 | 7.0 | 7.0 | 7.0 | 6.0 | 6.0 | 9.0 | 11.0 | 10.0 | 18.0 | 12.0 | 14.0 | 20.0 | 24.0 | 12.0 | 11.0 | 15.0 | 22.0 | 16.0 | 22.0 | 21.0 | 28.0 | 19.0 | 11.0 | 12.0 | 14.2 | 28.0 | 6.0 |
| 30 | 21.0 | 16.0 | 10.0 | 12.0 | 16.0 | 24.0 | 16.0 | 23.0 | 30.0 | -- | 28.0 | 28.0 | 20.0 | 43.0 | 20.0 | 26.0 | 24.0 | 16.0 | 16.0 | 12.0 | 12.0 | 9.0 | 9.0 | 11.0 | 19.2 | 43.0 | 9.0 |
| Avg | 21.8 | 16.6 | 14.3 | 14.8 | 17.8 | 19.1 | 23.3 | 24.6 | 22.8 | 22.1 | 21.3 | 24.2 | 23.2 | 23.1 | 22.7 | 25.0 | 20.7 | 22.8 | 24.7 | 18.3 | 28.4 | 23.0 | 24.8 | 21.9 | 21.7 | -- | -- |
| Max | 191.0 | 44.0 | 24.0 | 34.0 | 61.0 | 61.0 | 59.0 | 54.0 | 47.0 | 54.0 | 46.0 | 56.0 | 61.0 | 62.0 | 55.0 | 94.0 | 44.0 | 68.0 | 157.0 | 32.0 | 300.0 | 233.0 | 276.0 | 184.0 | -- | 300.0 | -- |
| Min | 7.0 | 6.0 | 2.0 | 5.0 | 5.0 | 8.0 | 9.0 | 10.0 | 6.0 | 7.0 | 6.0 | 8.0 | 11.0 | 9.0 | 10.0 | 10.0 | 8.0 | 10.0 | 9.0 | 7.0 | 8.0 | 6.0 | 6.0 | 8.0 | -- | -- | 2.0 |

-- Indicates Invalid Data

## SAROAD for Resolution, West_Plant

## "Component, Channel: Table126, conc_PM25_µg/m$^3$ Actual"

## Month: Jul 2012

### Hour of day

| Day | 1 | 2 | 3 | 4 | 5 | 6 | 7 | 8 | 9 | 10 | 11 | 12 | 13 | 14 | 15 | 16 | 17 | 18 | 19 | 20 | 21 | 22 | 23 | 24 | Avg | Max | Min |
|---|---|---|---|---|---|---|---|---|---|---|---|---|---|---|---|---|---|---|---|---|---|---|---|---|---|---|---|
| 1 | 3.0 | 4.0 | 8.0 | 8.0 | 4.0 | 0.0 | 3.0 | 7.0 | 5.0 | 4.0 | 3.0 | 1.0 | -1.0 | 1.0 | 4.0 | 5.0 | 6.0 | 6.0 | 7.0 | 11.0 | 10.0 | 5.0 | 4.0 | 4.0 | 4.7 | 11.0 | -1.0 |
| 2 | 6.0 | 8.0 | 9.0 | 9.0 | 6.0 | 19.0 | 15.0 | 8.0 | 7.0 | 5.0 | 6.0 | 8.0 | 6.0 | 5.0 | 6.0 | 7.0 | 9.0 | 9.0 | 8.0 | 6.0 | 7.0 | 6.0 | 8.0 | 10.0 | 8.0 | 19.0 | 5.0 |
| 3 | 8.0 | 24.0 | 15.0 | 8.0 | 9.0 | 11.0 | 11.0 | 13.0 | 57.0 | 8.0 | 8.0 | 10.0 | 12.0 | 12.0 | 13.0 | 21.0 | 6.0 | 16.0 | 12.0 | 16.0 | 13.0 | 12.0 | 9.0 | 8.0 | 13.8 | 57.0 | 6.0 |
| 4 | 11.0 | 9.0 | 7.0 | 6.0 | 7.0 | 8.0 | 7.0 | 6.0 | 45.0 | 10.0 | 9.0 | 6.0 | 4.0 | 7.0 | 24.0 | 22.0 | 6.0 | 4.0 | 3.0 | 6.0 | 10.0 | 10.0 | 7.0 | 10.0 | 10.2 | 45.0 | 3.0 |
| 5 | 11.0 | 11.0 | 11.0 | 9.0 | 10.0 | 11.0 | 8.0 | 17.0 | 55.0 | 74.0 | 37.0 | 35.0 | 6.0 | 36.0 | 8.0 | 6.0 | 2.0 | 5.0 | 5.0 | 4.0 | 5.0 | 5.0 | 7.0 | 0.0 | 15.8 | 74.0 | 0.0 |
| 6 | -3.0 | 3.0 | 3.0 | 0.0 | 2.0 | 6.0 | 6.0 | 5.0 | 6.0 | 6.0 | 5.0 | 1.0 | 0.0 | 2.0 | 7.0 | 6.0 | 5.0 | 7.0 | 6.0 | 5.0 | 4.0 | 3.0 | 2.0 | 3.0 | 3.8 | 7.0 | -3.0 |
| 7 | 3.0 | -2.0 | -4.0 | -1.0 | 3.0 | 1.0 | -2.0 | -1.0 | 0.0 | 0.0 | 3.0 | 4.0 | 4.0 | 5.0 | 5.0 | 5.0 | 5.0 | 0.0 | 1.0 | 5.0 | 3.0 | 2.0 | 4.0 | 3.0 | 1.9 | 5.0 | -4.0 |
| 8 | 1.0 | 3.0 | 5.0 | 2.0 | 2.0 | 3.0 | 2.0 | 0.0 | -2.0 | -1.0 | 1.0 | 1.0 | -1.0 | -1.0 | 0.0 | -2.0 | 0.0 | 2.0 | 2.0 | -- | 3.0 | 1.0 | 1.0 | 1.0 | 1.0 | 5.0 | -2.0 |
| 9 | 1.0 | 0.0 | 0.0 | 1.0 | 2.0 | 3.0 | 2.0 | 2.0 | 2.0 | 0.0 | -1.0 | 0.0 | 1.0 | 2.0 | 4.0 | 2.0 | -1.0 | 3.0 | 4.0 | 2.0 | 1.0 | 2.0 | -1.0 | 1.0 | 1.3 | 4.0 | -1.0 |
| 10 | 5.0 | 4.0 | 3.0 | 5.0 | 30.0 | 7.0 | 2.0 | -2.0 | -- | -- | -- | -1.0 | -2.0 | -3.0 | -4.0 | -2.0 | 3.0 | 1.0 | 0.0 | 1.0 | -1.0 | 2.0 | 4.0 | -2.0 | 2.4 | 30.0 | -4.0 |
| 11 | -1.0 | 0.0 | -3.0 | -4.0 | -1.0 | 0.0 | -1.0 | 1.0 | 0.0 | -2.0 | -2.0 | -4.0 | -- | -4.0 | -2.0 | -3.0 | -1.0 | -1.0 | -3.0 | -2.0 | 0.0 | -2.0 | -4.0 | 1.0 | -1.7 | 1.0 | -4.0 |
| 12 | 3.0 | -2.0 | -3.0 | -2.0 | 0.0 | 1.0 | 2.0 | 1.0 | 0.0 | 1.0 | -1.0 | -2.0 | -1.0 | -4.0 | -5.0 | -1.0 | -2.0 | -2.0 | 3.0 | 2.0 | 5.0 | 10.0 | 8.0 | 6.0 | 0.7 | 10.0 | -5.0 |
| 13 | 6.0 | 4.0 | 1.0 | 0.0 | -3.0 | 0.0 | 3.0 | 0.0 | 0.0 | -1.0 | 0.0 | 0.0 | -1.0 | -2.0 | -1.0 | 0.0 | -1.0 | -3.0 | -3.0 | -1.0 | 0.0 | -1.0 | -2.0 | -1.0 | -0.3 | 6.0 | -3.0 |
| 14 | -3.0 | -5.0 | -3.0 | -2.0 | 1.0 | 0.0 | -2.0 | -2.0 | -1.0 | 1.0 | 1.0 | 1.0 | 0.0 | -1.0 | -1.0 | -2.0 | 2.0 | 10.0 | 13.0 | 9.0 | 5.0 | 7.0 | 8.0 | 5.0 | 1.7 | 13.0 | -5.0 |
| 15 | -2.0 | -2.0 | 1.0 | -1.0 | -2.0 | -2.0 | 0.0 | 0.0 | -2.0 | -3.0 | -5.0 | -3.0 | 0.0 | -2.0 | -1.0 | 4.0 | 3.0 | 1.0 | 1.0 | 1.0 | 6.0 | 3.0 | 0.0 | -1.0 | -0.3 | 6.0 | -5.0 |
| 16 | -1.0 | 0.0 | 1.0 | 2.0 | 1.0 | 2.0 | 1.0 | -2.0 | 0.0 | 2.0 | 2.0 | -1.0 | -2.0 | -1.0 | 1.0 | 1.0 | 2.0 | 6.0 | 5.0 | 3.0 | 4.0 | 3.0 | 3.0 | 4.0 | 1.5 | 6.0 | -2.0 |
| 17 | 2.0 | -1.0 | 0.0 | 0.0 | 2.0 | 6.0 | 6.0 | 5.0 | 3.0 | 4.0 | 5.0 | 2.0 | 2.0 | 3.0 | 0.0 | -2.0 | 1.0 | 4.0 | 4.0 | 3.0 | 0.0 | -1.0 | 1.0 | 4.0 | 2.2 | 6.0 | -2.0 |
| 18 | 4.0 | -1.0 | -3.0 | 1.0 | 2.0 | 2.0 | 4.0 | 3.0 | 1.0 | 2.0 | 1.0 | 4.0 | 7.0 | 4.0 | 0.0 | 0.0 | 0.0 | 0.0 | 4.0 | 6.0 | 2.0 | 0.0 | 1.0 | 3.0 | 2.0 | 7.0 | -3.0 |
| 19 | 1.0 | -1.0 | 0.0 | 4.0 | 3.0 | 0.0 | 5.0 | 6.0 | 1.0 | -1.0 | 2.0 | 3.0 | 4.0 | 7.0 | 7.0 | 1.0 | 1.0 | 6.0 | 5.0 | 5.0 | 4.0 | 4.0 | 4.0 | 2.0 | 3.0 | 7.0 | -1.0 |
| 20 | 2.0 | 4.0 | 3.0 | 2.0 | 4.0 | 5.0 | 5.0 | 6.0 | 4.0 | 3.0 | -1.0 | -2.0 | 3.0 | 5.0 | 4.0 | 1.0 | 5.0 | 5.0 | 1.0 | 0.0 | 0.0 | 3.0 | 3.0 | 2.0 | 2.8 | 6.0 | -2.0 |
| 21 | 2.0 | -1.0 | -1.0 | 2.0 | 2.0 | -1.0 | 0.0 | 2.0 | 0.0 | -1.0 | 3.0 | 3.0 | -2.0 | -3.0 | 0.0 | -1.0 | 3.0 | 2.0 | -4.0 | -4.0 | -- | -4.0 | -3.0 | -3.0 | -0.4 | 3.0 | -4.0 |
| 22 | -1.0 | 1.0 | 2.0 | 1.0 | 2.0 | 5.0 | 5.0 | 3.0 | 2.0 | 1.0 | 2.0 | 5.0 | 5.0 | 3.0 | 5.0 | 2.0 | 2.0 | 2.0 | -1.0 | -1.0 | -1.0 | -2.0 | -4.0 | -4.0 | 1.4 | 5.0 | -4.0 |
| 23 | -1.0 | 1.0 | 4.0 | 3.0 | 1.0 | 1.0 | 2.0 | 2.0 | 1.0 | 1.0 | -1.0 | 0.0 | 2.0 | 4.0 | 3.0 | 1.0 | -1.0 | 2.0 | 2.0 | -1.0 | 0.0 | 1.0 | 2.0 | 3.0 | 1.3 | 4.0 | -1.0 |
| 24 | 1.0 | 0.0 | 4.0 | 5.0 | 3.0 | 1.0 | -1.0 | 0.0 | -1.0 | -2.0 | -3.0 | -1.0 | 2.0 | 1.0 | 2.0 | 3.0 | 2.0 | 0.0 | -1.0 | 0.0 | 3.0 | 6.0 | 3.0 | -1.0 | 1.1 | 6.0 | -3.0 |
| 25 | 2.0 | 3.0 | 3.0 | 0.0 | -1.0 | 2.0 | 2.0 | 3.0 | 4.0 | 2.0 | 2.0 | 3.0 | 2.0 | 3.0 | 2.0 | 2.0 | 3.0 | 3.0 | 5.0 | 8.0 | 6.0 | 3.0 | 6.0 | 5.0 | 3.0 | 8.0 | -1.0 |
| 26 | 4.0 | 5.0 | 0.0 | 2.0 | 3.0 | 0.0 | 3.0 | 1.0 | -1.0 | 2.0 | 1.0 | -1.0 | 1.0 | 4.0 | 3.0 | 3.0 | 3.0 | 1.0 | 4.0 | 7.0 | 6.0 | 5.0 | 4.0 | 0.0 | 2.5 | 7.0 | -1.0 |
| 27 | -1.0 | 2.0 | 5.0 | 4.0 | 1.0 | -2.0 | -1.0 | -1.0 | 1.0 | 3.0 | 1.0 | 2.0 | -1.0 | -3.0 | -2.0 | -3.0 | 31.0 | 4.0 | 4.0 | 1.0 | -1.0 | 2.0 | 2.0 | 2.0 | 2.1 | 31.0 | -3.0 |
| 28 | -1.0 | -4.0 | 0.0 | 1.0 | 0.0 | 1.0 | 3.0 | -1.0 | -4.0 | -2.0 | -1.0 | -2.0 | -3.0 | -2.0 | -2.0 | 0.0 | 4.0 | 3.0 | 2.0 | 2.0 | 2.0 | 3.0 | 1.0 | -4.0 | -0.2 | 4.0 | -4.0 |
| 29 | -4.0 | -1.0 | 0.0 | 0.0 | -2.0 | 1.0 | 2.0 | 0.0 | 0.0 | 1.0 | 4.0 | 4.0 | 2.0 | 2.0 | 2.0 | 5.0 | 4.0 | 0.0 | 3.0 | 5.0 | 2.0 | -1.0 | 0.0 | 2.0 | 1.3 | 5.0 | -4.0 |
| 30 | -1.0 | -2.0 | 2.0 | 1.0 | -1.0 | -1.0 | 0.0 | 0.0 | 0.0 | -2.0 | 0.0 | 2.0 | 2.0 | 3.0 | 3.0 | 1.0 | 0.0 | 1.0 | 4.0 | 3.0 | 4.0 | 3.0 | 3.0 | 4.0 | 1.2 | 4.0 | -2.0 |
| 31 | 2.0 | 1.0 | 1.0 | 1.0 | 3.0 | 5.0 | 3.0 | 2.0 | 3.0 | -- | 5.0 | 3.0 | -3.0 | -4.0 | -1.0 | 3.0 | 6.0 | 7.0 | 17.0 | 15.0 | 10.0 | 5.0 | 3.0 | 2.0 | 3.9 | 17.0 | -4.0 |
| Avg | 1.9 | 2.1 | 2.3 | 2.2 | 3.0 | 3.1 | 3.1 | 2.7 | 6.2 | 4.0 | 2.9 | 2.6 | 1.6 | 2.5 | 2.7 | 2.7 | 3.5 | 3.4 | 3.6 | 3.9 | 3.7 | 3.1 | 2.7 | 2.2 | 3.0 | -- | -- |
| Max | 11.0 | 24.0 | 15.0 | 9.0 | 30.0 | 19.0 | 15.0 | 17.0 | 57.0 | 74.0 | 37.0 | 35.0 | 12.0 | 36.0 | 24.0 | 22.0 | 31.0 | 16.0 | 17.0 | 16.0 | 13.0 | 12.0 | 9.0 | 10.0 | -- | 74.0 | -- |
| Min | -4.0 | -5.0 | -4.0 | -4.0 | -3.0 | -2.0 | -2.0 | -2.0 | -4.0 | -3.0 | -5.0 | -4.0 | -3.0 | -4.0 | -5.0 | -3.0 | -2.0 | -3.0 | -4.0 | -4.0 | -1.0 | -4.0 | -4.0 | -4.0 | -- | -- | -5.0 |

-- Indicates Invalid Data

## SAROAD for Resolution, West_Plant

## "Component, Channel: Table126, conc_PM25_µg/m$^3$ Actual"

## Month: Aug 2012

### Hour of day

| Day | 1 | 2 | 3 | 4 | 5 | 6 | 7 | 8 | 9 | 10 | 11 | 12 | 13 | 14 | 15 | 16 | 17 | 18 | 19 | 20 | 21 | 22 | 23 | 24 | Avg | Max | Min |
|---|---|---|---|---|---|---|---|---|---|---|---|---|---|---|---|---|---|---|---|---|---|---|---|---|---|---|---|
| 1 | 1.0 | -3.0 | -1.0 | 1.0 | -1.0 | 1.0 | 7.0 | 4.0 | -2.0 | 0.0 | 2.0 | -2.0 | -4.0 | -3.0 | -3.0 | 0.0 | 2.0 | 1.0 | 1.0 | 2.0 | 2.0 | 1.0 | 2.0 | 4.0 | 0.5 | 7.0 | -4.0 |
| 2 | 3.0 | 3.0 | 3.0 | 5.0 | 2.0 | 0.0 | 3.0 | 2.0 | 0.0 | -2.0 | 1.0 | 3.0 | 3.0 | 3.0 | 3.0 | 3.0 | 2.0 | 1.0 | 3.0 | 1.0 | 4.0 | 6.0 | 5.0 | 4.0 | 2.5 | 6.0 | -2.0 |
| 3 | 2.0 | 1.0 | 3.0 | 4.0 | 5.0 | 6.0 | 7.0 | 6.0 | 3.0 | 3.0 | 5.0 | 3.0 | -1.0 | 1.0 | 3.0 | 1.0 | 0.0 | 3.0 | 4.0 | 2.0 | 2.0 | 1.0 | 2.0 | 2.0 | 2.8 | 7.0 | -1.0 |
| 4 | 0.0 | 1.0 | 3.0 | 4.0 | 3.0 | 3.0 | 6.0 | 4.0 | 1.0 | 1.0 | -2.0 | -1.0 | 3.0 | 2.0 | 1.0 | 3.0 | 1.0 | 0.0 | 2.0 | 4.0 | 5.0 | 5.0 | 5.0 | 3.0 | 2.4 | 6.0 | -2.0 |
| 5 | 2.0 | 3.0 | 3.0 | 6.0 | 8.0 | 10.0 | 7.0 | 3.0 | -1.0 | -3.0 | 3.0 | 3.0 | 1.0 | 1.0 | 1.0 | 1.0 | 0.0 | 1.0 | 6.0 | 8.0 | 6.0 | 4.0 | 4.0 | 5.0 | 3.4 | 10.0 | -3.0 |
| 6 | 2.0 | 2.0 | 4.0 | 1.0 | 0.0 | -1.0 | 0.0 | 4.0 | 5.0 | 3.0 | 3.0 | 4.0 | 6.0 | 5.0 | 4.0 | 4.0 | 5.0 | 7.0 | 7.0 | 5.0 | 2.0 | 3.0 | 2.0 | 1.0 | 3.3 | 7.0 | -1.0 |
| 7 | -2.0 | -2.0 | -3.0 | -3.0 | 2.0 | -1.0 | 3.0 | 5.0 | -- | 0.0 | -3.0 | -5.0 | -2.0 | 2.0 | 4.0 | 1.0 | -2.0 | 3.0 | 5.0 | 5.0 | 2.0 | -1.0 | 1.0 | 2.0 | 0.5 | 5.0 | -5.0 |
| 8 | -1.0 | 0.0 | 4.0 | 3.0 | 0.0 | -1.0 | 5.0 | 6.0 | 1.0 | 4.0 | 2.0 | -3.0 | 1.0 | 2.0 | -2.0 | -5.0 | -2.0 | 5.0 | 1.0 | -3.0 | 0.0 | -3.0 | -5.0 | -2.0 | 0.3 | 6.0 | -5.0 |
| 9 | -2.0 | -2.0 | 1.0 | 3.0 | 0.0 | -3.0 | -1.0 | -4.0 | -4.0 | 2.0 | 2.0 | 3.0 | 2.0 | 1.0 | 2.0 | -1.0 | 0.0 | 5.0 | 8.0 | 9.0 | 8.0 | 5.0 | 5.0 | 6.0 | 1.9 | 9.0 | -4.0 |
| 10 | 1.0 | 2.0 | 5.0 | 4.0 | 3.0 | 2.0 | 3.0 | 1.0 | -1.0 | 1.0 | 2.0 | 0.0 | 0.0 | -2.0 | -3.0 | 1.0 | 3.0 | 0.0 | -2.0 | 1.0 | 4.0 | 4.0 | 0.0 | -1.0 | 1.2 | 5.0 | -3.0 |
| 11 | 2.0 | 3.0 | 4.0 | 7.0 | 10.0 | 6.0 | 2.0 | 2.0 | 0.0 | -2.0 | 1.0 | 5.0 | 3.0 | -3.0 | -3.0 | 3.0 | 4.0 | 1.0 | 16.0 | 12.0 | 6.0 | 3.0 | 7.0 | 6.0 | 4.0 | 16.0 | -3.0 |
| 12 | -1.0 | 0.0 | 4.0 | 16.0 | 24.0 | 20.0 | 16.0 | 18.0 | 5.0 | 4.0 | 1.0 | -1.0 | 0.0 | 2.0 | 6.0 | 8.0 | 4.0 | 4.0 | 5.0 | 6.0 | 7.0 | 6.0 | 8.0 | 9.0 | 7.1 | 24.0 | -1.0 |
| 13 | 15.0 | 19.0 | 17.0 | 15.0 | 17.0 | 9.0 | 8.0 | 7.0 | 6.0 | 6.0 | 9.0 | 5.0 | 5.0 | 8.0 | 7.0 | 9.0 | 9.0 | 8.0 | 7.0 | 6.0 | 7.0 | 61.0 | 21.0 | 23.0 | 12.7 | 61.0 | 5.0 |
| 14 | 16.0 | 9.0 | 11.0 | 12.0 | 25.0 | 21.0 | 22.0 | 12.0 | 10.0 | 6.0 | 6.0 | 7.0 | 6.0 | 5.0 | 4.0 | 4.0 | 5.0 | 6.0 | 5.0 | 30.0 | 13.0 | 8.0 | 6.0 | 12.0 | 10.9 | 30.0 | 4.0 |
| 15 | 13.0 | 11.0 | 9.0 | 7.0 | 7.0 | 4.0 | 5.0 | 7.0 | 6.0 | 9.0 | 9.0 | 8.0 | 8.0 | 11.0 | 14.0 | 16.0 | 22.0 | 10.0 | 9.0 | 9.0 | 11.0 | 11.0 | 6.0 | 6.0 | 9.5 | 22.0 | 4.0 |
| 16 | 7.0 | 6.0 | 5.0 | 6.0 | 6.0 | 6.0 | 6.0 | 2.0 | 0.0 | 1.0 | -1.0 | -1.0 | 0.0 | 1.0 | 5.0 | 4.0 | 5.0 | 5.0 | 3.0 | 3.0 | 3.0 | 3.0 | 4.0 | 5.0 | 3.5 | 7.0 | -1.0 |
| 17 | -1.0 | -1.0 | 5.0 | 4.0 | 5.0 | 6.0 | 2.0 | -1.0 | 3.0 | 2.0 | 0.0 | -4.0 | -2.0 | 2.0 | -2.0 | -3.0 | -5.0 | -2.0 | 3.0 | 4.0 | 3.0 | 1.0 | 1.0 | 1.0 | 0.9 | 6.0 | -5.0 |
| 18 | 2.0 | 3.0 | 1.0 | -1.0 | -4.0 | -2.0 | 1.0 | 0.0 | 2.0 | 1.0 | -1.0 | 0.0 | -2.0 | -5.0 | -2.0 | -1.0 | 0.0 | 0.0 | 0.0 | -1.0 | 0.0 | 0.0 | 4.0 | 6.0 | 0.0 | 6.0 | -5.0 |
| 19 | 0.0 | -3.0 | -1.0 | 1.0 | 2.0 | 2.0 | 3.0 | 0.0 | -5.0 | -5.0 | 0.0 | 3.0 | -1.0 | -4.0 | -1.0 | 4.0 | 4.0 | 3.0 | 2.0 | 2.0 | 7.0 | 7.0 | 4.0 | 6.0 | 1.3 | 7.0 | -5.0 |
| 20 | 6.0 | 6.0 | 6.0 | 3.0 | 4.0 | 1.0 | 3.0 | 6.0 | 1.0 | 1.0 | 6.0 | 7.0 | 4.0 | 2.0 | 5.0 | 6.0 | 4.0 | 3.0 | 3.0 | 4.0 | 2.0 | 4.0 | 3.0 | 0.0 | 3.8 | 7.0 | 0.0 |
| 21 | -1.0 | -3.0 | 0.0 | -1.0 | -3.0 | 0.0 | -1.0 | 2.0 | 4.0 | 3.0 | 2.0 | 3.0 | 1.0 | -1.0 | -2.0 | -4.0 | -4.0 | -1.0 | 9.0 | 7.0 | 1.0 | -3.0 | -3.0 | 2.0 | 0.3 | 9.0 | -4.0 |
| 22 | 0.0 | -2.0 | 0.0 | 0.0 | 1.0 | 1.0 | -3.0 | -2.0 | 0.0 | -3.0 | -2.0 | 2.0 | 0.0 | -1.0 | 0.0 | -- | -- | -2.0 | 2.0 | 10.0 | 11.0 | 5.0 | 2.0 | 2.0 | 1.0 | 11.0 | -3.0 |
| 23 | 1.0 | -1.0 | -2.0 | -2.0 | -3.0 | -3.0 | -1.0 | 5.0 | 5.0 | 0.0 | 0.0 | 1.0 | -1.0 | -4.0 | 2.0 | 3.0 | -3.0 | -4.0 | 103.0 | -1.0 | 1.0 | 2.0 | 1.0 | -1.0 | 4.1 | 103.0 | -4.0 |
| 24 | -1.0 | 2.0 | 2.0 | -1.0 | 1.0 | 3.0 | 2.0 | 1.0 | 3.0 | 4.0 | -- | -- | -3.0 | -2.0 | -3.0 | -4.0 | -4.0 | -2.0 | 0.0 | -1.0 | -3.0 | 0.0 | 5.0 | 6.0 | 0.2 | 6.0 | -4.0 |
| 25 | 7.0 | 4.0 | 2.0 | 1.0 | 0.0 | 4.0 | 1.0 | -2.0 | 0.0 | 0.0 | -1.0 | -1.0 | 0.0 | -1.0 | -1.0 | 0.0 | 1.0 | -1.0 | 2.0 | 5.0 | 7.0 | 7.0 | 6.0 | 7.0 | 2.0 | 7.0 | -2.0 |
| 26 | 2.0 | 0.0 | 8.0 | 6.0 | 4.0 | 4.0 | 4.0 | 3.0 | 0.0 | -1.0 | 1.0 | 1.0 | 0.0 | 1.0 | -1.0 | -1.0 | 2.0 | 3.0 | 3.0 | 4.0 | 5.0 | 0.0 | 2.0 | 3.0 | 2.2 | 8.0 | -1.0 |
| 27 | 1.0 | 0.0 | -1.0 | 0.0 | 1.0 | 2.0 | 4.0 | 0.0 | -4.0 | -3.0 | -2.0 | -5.0 | -4.0 | -3.0 | -2.0 | -3.0 | -1.0 | 5.0 | 6.0 | 6.0 | 3.0 | 2.0 | 3.0 | 2.0 | 0.3 | 6.0 | -5.0 |
| 28 | 3.0 | 3.0 | 2.0 | 1.0 | 2.0 | 2.0 | 3.0 | 4.0 | 5.0 | 7.0 | 7.0 | 3.0 | 2.0 | 3.0 | 3.0 | 4.0 | 3.0 | 3.0 | 6.0 | 7.0 | 5.0 | 5.0 | 3.0 | 0.0 | 3.6 | 7.0 | 0.0 |
| 29 | -2.0 | 2.0 | 2.0 | 0.0 | 3.0 | 4.0 | 6.0 | 3.0 | 0.0 | 4.0 | 3.0 | 1.0 | 6.0 | 7.0 | 5.0 | 6.0 | 6.0 | 6.0 | 6.0 | 6.0 | 6.0 | 8.0 | 9.0 | 8.0 | 4.4 | 9.0 | -2.0 |
| 30 | 3.0 | 3.0 | 3.0 | 4.0 | 7.0 | 7.0 | 6.0 | 2.0 | 1.0 | 4.0 | 5.0 | 2.0 | 1.0 | 2.0 | 3.0 | 5.0 | 7.0 | 3.0 | 2.0 | 7.0 | 15.0 | 18.0 | 7.0 | 3.0 | 5.0 | 18.0 | 1.0 |
| 31 | 1.0 | 4.0 | 5.0 | 3.0 | 2.0 | 5.0 | 4.0 | 1.0 | 1.0 | 2.0 | 1.0 | 3.0 | 2.0 | 1.0 | -- | -- | 0.0 | 2.0 | 7.0 | 5.0 | 2.0 | 2.0 | 1.0 | 2.0 | 2.5 | 7.0 | 0.0 |
| Avg | 2.5 | 2.3 | 3.4 | 3.5 | 4.3 | 3.8 | 4.3 | 3.3 | 1.5 | 1.6 | 2.0 | 1.5 | 1.1 | 1.1 | 1.6 | 2.2 | 2.3 | 2.5 | 7.5 | 5.3 | 4.7 | 5.6 | 3.9 | 4.3 | 3.2 | -- | -- |
| Max | 16.0 | 19.0 | 17.0 | 16.0 | 25.0 | 21.0 | 22.0 | 18.0 | 10.0 | 9.0 | 9.0 | 8.0 | 8.0 | 11.0 | 14.0 | 16.0 | 22.0 | 10.0 | 103.0 | 30.0 | 15.0 | 61.0 | 21.0 | 23.0 | -- | 103.0 | -- |
| Min | -2.0 | -3.0 | -3.0 | -3.0 | -4.0 | -3.0 | -3.0 | -4.0 | -5.0 | -5.0 | -3.0 | -5.0 | -4.0 | -5.0 | -3.0 | -5.0 | -5.0 | -4.0 | -2.0 | -3.0 | -3.0 | -3.0 | -5.0 | -2.0 | -- | -- | -5.0 |

-- Indicates Invalid Data

## SAROAD for Resolution, West_Plant

## "Component, Channel: Table126, conc_PM25_µg/m$^3$ Actual"

## Month: Sep 2012

### Hour of day

| Day | 1 | 2 | 3 | 4 | 5 | 6 | 7 | 8 | 9 | 10 | 11 | 12 | 13 | 14 | 15 | 16 | 17 | 18 | 19 | 20 | 21 | 22 | 23 | 24 | Avg | Max | Min |
|---|---|---|---|---|---|---|---|---|---|---|---|---|---|---|---|---|---|---|---|---|---|---|---|---|---|---|---|
| 1 | 4.0 | 4.0 | 3.0 | 6.0 | 5.0 | 4.0 | 4.0 | 5.0 | 3.0 | 2.0 | 1.0 | 1.0 | 4.0 | 5.0 | 4.0 | 3.0 | 8.0 | 7.0 | 5.0 | 4.0 | 2.0 | 6.0 | 7.0 | 8.0 | 4.4 | 8.0 | 1.0 |
| 2 | 5.0 | -1.0 | -1.0 | -1.0 | -1.0 | 6.0 | 11.0 | 6.0 | 2.0 | 2.0 | 0.0 | 2.0 | 5.0 | 5.0 | 5.0 | 5.0 | 6.0 | 6.0 | 6.0 | 5.0 | 41.0 | 22.0 | 27.0 | 26.0 | 7.9 | 41.0 | -1.0 |
| 3 | 26.0 | 7.0 | 23.0 | 11.0 | 6.0 | 6.0 | 9.0 | 8.0 | 5.0 | 3.0 | 6.0 | 4.0 | 2.0 | 6.0 | 6.0 | 4.0 | 7.0 | 8.0 | 7.0 | 6.0 | 5.0 | 6.0 | 5.0 | 1.0 | 7.4 | 26.0 | 1.0 |
| 4 | 2.0 | 3.0 | 6.0 | 7.0 | 2.0 | 0.0 | 5.0 | 8.0 | 3.0 | 3.0 | 3.0 | 4.0 | 5.0 | 4.0 | 4.0 | 4.0 | 7.0 | 6.0 | 4.0 | 3.0 | 4.0 | 4.0 | 2.0 | 1.0 | 3.9 | 8.0 | 0.0 |
| 5 | 4.0 | 3.0 | 2.0 | 2.0 | 0.0 | 3.0 | 1.0 | 1.0 | 3.0 | 3.0 | 6.0 | 5.0 | 1.0 | -2.0 | -1.0 | 2.0 | 4.0 | 2.0 | 4.0 | 6.0 | 4.0 | 3.0 | 3.0 | 1.0 | 2.5 | 6.0 | -2.0 |
| 6 | 2.0 | 2.0 | 3.0 | 4.0 | 2.0 | 1.0 | 2.0 | 3.0 | 4.0 | 2.0 | 2.0 | 1.0 | 3.0 | 6.0 | 3.0 | 1.0 | 6.0 | 8.0 | 4.0 | 4.0 | 2.0 | 3.0 | 4.0 | 4.0 | 3.2 | 8.0 | 1.0 |
| 7 | 2.0 | 0.0 | 2.0 | 6.0 | 7.0 | 8.0 | 6.0 | -1.0 | 1.0 | 3.0 | 2.0 | -1.0 | -3.0 | -1.0 | 1.0 | 3.0 | 2.0 | 0.0 | -1.0 | -5.0 | -1.0 | 6.0 | 4.0 | 2.0 | 1.8 | 8.0 | -5.0 |
| 8 | 2.0 | 15.0 | 4.0 | 4.0 | 5.0 | 2.0 | -2.0 | 0.0 | -2.0 | -4.0 | 0.0 | 1.0 | -2.0 | -2.0 | 2.0 | 4.0 | 1.0 | 1.0 | 2.0 | 3.0 | 5.0 | 5.0 | 3.0 | 5.0 | 2.2 | 15.0 | -4.0 |
| 9 | 1.0 | 0.0 | 5.0 | 2.0 | 1.0 | 5.0 | 7.0 | 6.0 | 7.0 | 8.0 | 8.0 | 6.0 | 2.0 | 2.0 | 4.0 | 5.0 | 2.0 | -1.0 | -3.0 | 1.0 | 4.0 | 22.0 | 22.0 | 18.0 | 5.6 | 22.0 | -3.0 |
| 10 | 6.0 | 9.0 | 11.0 | 9.0 | 6.0 | 6.0 | 6.0 | 2.0 | 1.0 | 0.0 | -2.0 | -3.0 | -2.0 | -- | -1.0 | -5.0 | -2.0 | -2.0 | -2.0 | 5.0 | 2.0 | 1.0 | -3.0 | -- | 1.9 | 11.0 | -5.0 |
| 11 | -- | -- | -- | -- | -5.0 | -4.0 | -4.0 | -5.0 | -- | -2.0 | -4.0 | -5.0 | 1.0 | -1.0 | -- | -5.0 | -3.0 | -4.0 | -- | -5.0 | -4.0 | -3.0 | 2.0 | 1.0 | -- | 2.0 | -5.0 |
| 12 | -2.0 | -2.0 | -2.0 | 0.0 | -1.0 | -5.0 | -- | -4.0 | -1.0 | -- | -- | -- | -- | -3.0 | -3.0 | -- | -5.0 | -2.0 | 1.0 | 4.0 | 2.0 | 2.0 | 1.0 | -- | -- | 4.0 | -5.0 |
| 13 | -5.0 | 3.0 | 2.0 | 1.0 | -2.0 | -2.0 | -2.0 | -3.0 | -2.0 | -2.0 | -1.0 | -4.0 | -- | -- | -- | 0.0 | 1.0 | -3.0 | -- | -1.0 | 2.0 | 0.0 | -3.0 | -5.0 | -1.3 | 3.0 | -5.0 |
| 14 | -2.0 | 0.0 | -1.0 | -2.0 | -1.0 | 1.0 | 3.0 | 2.0 | 0.0 | 3.0 | 2.0 | 0.0 | 3.0 | 3.0 | 1.0 | 1.0 | 2.0 | 4.0 | 6.0 | 6.0 | 5.0 | 6.0 | 6.0 | 5.0 | 2.2 | 6.0 | -2.0 |
| 15 | 6.0 | 5.0 | 4.0 | 6.0 | 4.0 | 5.0 | 3.0 | 2.0 | 4.0 | 4.0 | 3.0 | 0.0 | 1.0 | 3.0 | 1.0 | -1.0 | -1.0 | 0.0 | 1.0 | 3.0 | 5.0 | 5.0 | 2.0 | 3.0 | 2.8 | 6.0 | -1.0 |
| 16 | 4.0 | 4.0 | 2.0 | 1.0 | 3.0 | 3.0 | 2.0 | 3.0 | 2.0 | 4.0 | 5.0 | 3.0 | 5.0 | 5.0 | 2.0 | 1.0 | 2.0 | 1.0 | 1.0 | 3.0 | 3.0 | 3.0 | 3.0 | 4.0 | 2.9 | 5.0 | 1.0 |
| 17 | 4.0 | 4.0 | 4.0 | 1.0 | 4.0 | 4.0 | 3.0 | 3.0 | 1.0 | 0.0 | 1.0 | 4.0 | 5.0 | 2.0 | 0.0 | 1.0 | 5.0 | 6.0 | 3.0 | 3.0 | 1.0 | 1.0 | 3.0 | 2.0 | 2.7 | 6.0 | 0.0 |
| 18 | 1.0 | 2.0 | 4.0 | 5.0 | 5.0 | 6.0 | 7.0 | 5.0 | 3.0 | 1.0 | -1.0 | 0.0 | 3.0 | 2.0 | 4.0 | 4.0 | 1.0 | 1.0 | 3.0 | 2.0 | 2.0 | 4.0 | 2.0 | 4.0 | 2.9 | 7.0 | -1.0 |
| 19 | 4.0 | 5.0 | 3.0 | 3.0 | 5.0 | 3.0 | 2.0 | 3.0 | 3.0 | 2.0 | 2.0 | 4.0 | 2.0 | 1.0 | -1.0 | -4.0 | -3.0 | -3.0 | 0.0 | 3.0 | 3.0 | 4.0 | 5.0 | 4.0 | 2.1 | 5.0 | -4.0 |
| 20 | 2.0 | 2.0 | 4.0 | 4.0 | 3.0 | 4.0 | 6.0 | 6.0 | 1.0 | 1.0 | 3.0 | 1.0 | 1.0 | -1.0 | -2.0 | 1.0 | 5.0 | 7.0 | 5.0 | 3.0 | 2.0 | 2.0 | 2.0 | 3.0 | 2.7 | 7.0 | -2.0 |
| 21 | 1.0 | 0.0 | 0.0 | 2.0 | 0.0 | -2.0 | 2.0 | 2.0 | 0.0 | -1.0 | -3.0 | -3.0 | -1.0 | -1.0 | -4.0 | -1.0 | 0.0 | 1.0 | 2.0 | 2.0 | 2.0 | 0.0 | 2.0 | 3.0 | 0.1 | 3.0 | -4.0 |
| 22 | -2.0 | -1.0 | 3.0 | 4.0 | 6.0 | 4.0 | 4.0 | 2.0 | 2.0 | 1.0 | -2.0 | -2.0 | -3.0 | 2.0 | 3.0 | 1.0 | 4.0 | 3.0 | 2.0 | 2.0 | 2.0 | 3.0 | 0.0 | 1.0 | 1.6 | 6.0 | -3.0 |
| 23 | 3.0 | 2.0 | 4.0 | 4.0 | 2.0 | 2.0 | 1.0 | 1.0 | 4.0 | 4.0 | 2.0 | 2.0 | 1.0 | 0.0 | 1.0 | 1.0 | 1.0 | 2.0 | 3.0 | 6.0 | 7.0 | 7.0 | 9.0 | 8.0 | 3.2 | 9.0 | 0.0 |
| 24 | 6.0 | 3.0 | 0.0 | 1.0 | 1.0 | 2.0 | 3.0 | 2.0 | 4.0 | 5.0 | 2.0 | 1.0 | 2.0 | 3.0 | 2.0 | 1.0 | 2.0 | 1.0 | 0.0 | 3.0 | 4.0 | 3.0 | 6.0 | 5.0 | 2.6 | 6.0 | 0.0 |
| 25 | 4.0 | 4.0 | 6.0 | 4.0 | 3.0 | 5.0 | 1.0 | 4.0 | 6.0 | 5.0 | 5.0 | 2.0 | 2.0 | 1.0 | 2.0 | 2.0 | 3.0 | 4.0 | 5.0 | 5.0 | 2.0 | 1.0 | 2.0 | 3.0 | 3.4 | 6.0 | 1.0 |
| 26 | 3.0 | 5.0 | 2.0 | -1.0 | 3.0 | 4.0 | 2.0 | 5.0 | 6.0 | 5.0 | 4.0 | 2.0 | 1.0 | 3.0 | 5.0 | 1.0 | -1.0 | 3.0 | 3.0 | 3.0 | 3.0 | 0.0 | 1.0 | 4.0 | 2.8 | 6.0 | -1.0 |
| 27 | 4.0 | 5.0 | 1.0 | 2.0 | 3.0 | 1.0 | 5.0 | 8.0 | 5.0 | 2.0 | 0.0 | 0.0 | 2.0 | 2.0 | 2.0 | 2.0 | 2.0 | 5.0 | 5.0 | 3.0 | 5.0 | 4.0 | 2.0 | 4.0 | 3.1 | 8.0 | 0.0 |
| 28 | 5.0 | 2.0 | 2.0 | 3.0 | 2.0 | 1.0 | 6.0 | 8.0 | 6.0 | -- | 5.0 | -4.0 | -- | -1.0 | 3.0 | 0.0 | -3.0 | 0.0 | 5.0 | 6.0 | 5.0 | 2.0 | -3.0 | -4.0 | 2.1 | 8.0 | -4.0 |
| 29 | -5.0 | -4.0 | 0.0 | -1.0 | -1.0 | 0.0 | -1.0 | -1.0 | -2.0 | -4.0 | -5.0 | -2.0 | -2.0 | -- | -4.0 | 0.0 | -3.0 | -4.0 | -1.0 | 2.0 | 1.0 | 0.0 | -2.0 | 0.0 | -1.7 | 2.0 | -5.0 |
| 30 | 2.0 | 2.0 | 0.0 | -1.0 | 1.0 | 3.0 | 2.0 | -1.0 | -4.0 | -3.0 | 0.0 | -2.0 | -4.0 | -4.0 | -3.0 | -1.0 | 0.0 | -1.0 | -1.0 | 0.0 | -1.0 | -4.0 | -3.0 | -5.0 | -1.2 | 3.0 | -5.0 |
| Avg | 3.0 | 2.9 | 3.3 | 3.0 | 2.3 | 2.5 | 3.2 | 2.7 | 2.2 | 1.7 | 1.5 | 0.6 | 1.3 | 1.4 | 1.3 | 1.0 | 1.7 | 1.9 | 2.5 | 2.8 | 4.0 | 3.9 | 3.7 | 3.8 | 2.6 | -- | -- |
| Max | 26.0 | 15.0 | 23.0 | 11.0 | 7.0 | 8.0 | 11.0 | 8.0 | 7.0 | 8.0 | 8.0 | 6.0 | 5.0 | 6.0 | 6.0 | 5.0 | 8.0 | 8.0 | 7.0 | 6.0 | 41.0 | 22.0 | 27.0 | 26.0 | -- | 41.0 | -- |
| Min | -5.0 | -4.0 | -2.0 | -2.0 | -5.0 | -5.0 | -4.0 | -5.0 | -4.0 | -4.0 | -5.0 | -5.0 | -4.0 | -4.0 | -4.0 | -5.0 | -5.0 | -4.0 | -3.0 | -5.0 | -4.0 | -4.0 | -3.0 | -5.0 | -- | -- | -5.0 |

-- Indicates Invalid Data

## SAROAD for Resolution, West_Plant
## "Component, Channel: Table125, conc_PM10_µg/m$^3$_STP"
## Month: Jul 2012

### Hour of day

| Day | 1 | 2 | 3 | 4 | 5 | 6 | 7 | 8 | 9 | 10 | 11 | 12 | 13 | 14 | 15 | 16 | 17 | 18 | 19 | 20 | 21 | 22 | 23 | 24 | Avg | Max | Min |
|---|---|---|---|---|---|---|---|---|---|---|---|---|---|---|---|---|---|---|---|---|---|---|---|---|---|---|---|
| 1 | 35.0 | 36.0 | 35.0 | 44.0 | 41.0 | 33.0 | 36.0 | 67.0 | 37.0 | 27.0 | 32.0 | 29.0 | 27.0 | 29.0 | 39.0 | 31.0 | 26.0 | 37.0 | 43.0 | 34.0 | 28.0 | 21.0 | 20.0 | 26.0 | 33.9 | 67.0 | 20.0 |
| 2 | 69.0 | 78.0 | 32.0 | 20.0 | 32.0 | 151.0 | 136.0 | 56.0 | 24.0 | 28.0 | 57.0 | 44.0 | 50.0 | 63.0 | 54.0 | 48.0 | 43.0 | 49.0 | 21.0 | 34.0 | 34.0 | 27.0 | 24.0 | 28.0 | 50.1 | 151.0 | 20.0 |
| 3 | 43.0 | 53.0 | 82.0 | 59.0 | 52.0 | 98.0 | 61.0 | 55.0 | 45.0 | 46.0 | 58.0 | 70.0 | 98.0 | 105.0 | 91.0 | 84.0 | 74.0 | 98.0 | 96.0 | 90.0 | 74.0 | 58.0 | 47.0 | 49.0 | 70.2 | 105.0 | 43.0 |
| 4 | 40.0 | 24.0 | 21.0 | 25.0 | 19.0 | 13.0 | 13.0 | 16.0 | 16.0 | 23.0 | 23.0 | 20.0 | 12.0 | 25.0 | 21.0 | 25.0 | 23.0 | 19.0 | 18.0 | 17.0 | 21.0 | 27.0 | 21.0 | 23.0 | 21.0 | 40.0 | 12.0 |
| 5 | 20.0 | 21.0 | 21.0 | 20.0 | 23.0 | 16.0 | 16.0 | 19.0 | 17.0 | 15.0 | 19.0 | 30.0 | 39.0 | 78.0 | 51.0 | 30.0 | 22.0 | 24.0 | 22.0 | 12.0 | 20.0 | 44.0 | 18.0 | 27.0 | 26.0 | 78.0 | 12.0 |
| 6 | 24.0 | 30.0 | 16.0 | 14.0 | 13.0 | 140.0 | 34.0 | 15.0 | 20.0 | 27.0 | 33.0 | 33.0 | 59.0 | 22.0 | 29.0 | 21.0 | 22.0 | 19.0 | 20.0 | 25.0 | 18.0 | 13.0 | 14.0 | 37.0 | 29.1 | 140.0 | 13.0 |
| 7 | 21.0 | 12.0 | 9.0 | 19.0 | 14.0 | 14.0 | 51.0 | 41.0 | 12.0 | 9.0 | 7.0 | 10.0 | 44.0 | 12.0 | 21.0 | 18.0 | 19.0 | 20.0 | 17.0 | 22.0 | 26.0 | 12.0 | 20.0 | 14.0 | 19.3 | 51.0 | 7.0 |
| 8 | 14.0 | 17.0 | 12.0 | 10.0 | 8.0 | 9.0 | 15.0 | 10.0 | 9.0 | 10.0 | 10.0 | 10.0 | 7.0 | 22.0 | 16.0 | 8.0 | 39.0 | 17.0 | 9.0 | 11.0 | 21.0 | 6.0 | 5.0 | 5.0 | 12.5 | 39.0 | 5.0 |
| 9 | 6.0 | 6.0 | 8.0 | 10.0 | 11.0 | 10.0 | 32.0 | 12.0 | 10.0 | 16.0 | 17.0 | 27.0 | 30.0 | 32.0 | 30.0 | 28.0 | 20.0 | 9.0 | 9.0 | 9.0 | 11.0 | 10.0 | 9.0 | 12.0 | 15.6 | 32.0 | 6.0 |
| 10 | 23.0 | 10.0 | 11.0 | 16.0 | 15.0 | 22.0 | 20.0 | 21.0 | -- | -- | 32.0 | 37.0 | 24.0 | 15.0 | 19.0 | 21.0 | 37.0 | 19.0 | 10.0 | 19.0 | 11.0 | 42.0 | 12.0 | 11.0 | 20.3 | 42.0 | 10.0 |
| 11 | 9.0 | 6.0 | 6.0 | 5.0 | 6.0 | 9.0 | 9.0 | 9.0 | 10.0 | 17.0 | 7.0 | 8.0 | 6.0 | 8.0 | 14.0 | 12.0 | 6.0 | 3.0 | 8.0 | 25.0 | 18.0 | 5.0 | 7.0 | 43.0 | 10.7 | 43.0 | 3.0 |
| 12 | 16.0 | 8.0 | 16.0 | 14.0 | 11.0 | 18.0 | 13.0 | 13.0 | 10.0 | 10.0 | 8.0 | 9.0 | 12.0 | 9.0 | 17.0 | 14.0 | 13.0 | 13.0 | 16.0 | 14.0 | 195.0 | 113.0 | 135.0 | 69.0 | 31.9 | 195.0 | 8.0 |
| 13 | 69.0 | 59.0 | 40.0 | 20.0 | 15.0 | 28.0 | 19.0 | 17.0 | 18.0 | 14.0 | 13.0 | 17.0 | 16.0 | 16.0 | 12.0 | 7.0 | 6.0 | 8.0 | 8.0 | 11.0 | 10.0 | 10.0 | 8.0 | 10.0 | 18.8 | 69.0 | 6.0 |
| 14 | 11.0 | 8.0 | 7.0 | 6.0 | 6.0 | 7.0 | 9.0 | 12.0 | 9.0 | 20.0 | 9.0 | 8.0 | 7.0 | 11.0 | 12.0 | 7.0 | 139.0 | 136.0 | 141.0 | 77.0 | 97.0 | 72.0 | 73.0 | 55.0 | 39.1 | 141.0 | 6.0 |
| 15 | 27.0 | 20.0 | 11.0 | 13.0 | 23.0 | 17.0 | 21.0 | 11.0 | 16.0 | 17.0 | 10.0 | 27.0 | 6.0 | 6.0 | 7.0 | 9.0 | 17.0 | 10.0 | 18.0 | 95.0 | 3.0 | 5.0 | 4.0 | 1.0 | 16.4 | 95.0 | 1.0 |
| 16 | 1.0 | 6.0 | 7.0 | 4.0 | 8.0 | 9.0 | 8.0 | 16.0 | 10.0 | 15.0 | 15.0 | 18.0 | 20.0 | 27.0 | 29.0 | 18.0 | 23.0 | 18.0 | 16.0 | 21.0 | 20.0 | 27.0 | 12.0 | 27.0 | 15.6 | 29.0 | 1.0 |
| 17 | 31.0 | 17.0 | 16.0 | 10.0 | 10.0 | 17.0 | 27.0 | 20.0 | 10.0 | 18.0 | 9.0 | 22.0 | 20.0 | 36.0 | 47.0 | 28.0 | 11.0 | 19.0 | 20.0 | 28.0 | 10.0 | 26.0 | 18.0 | 43.0 | 21.4 | 47.0 | 9.0 |
| 18 | 27.0 | 10.0 | 36.0 | 15.0 | 31.0 | 20.0 | 68.0 | 22.0 | 12.0 | 42.0 | 20.0 | 49.0 | 105.0 | 55.0 | 30.0 | 19.0 | 18.0 | 23.0 | 18.0 | 16.0 | 23.0 | 34.0 | 30.0 | 25.0 | 31.2 | 105.0 | 10.0 |
| 19 | 28.0 | 30.0 | 7.0 | 18.0 | 21.0 | 12.0 | 26.0 | 20.0 | 29.0 | 24.0 | 19.0 | 36.0 | 42.0 | 32.0 | 44.0 | 27.0 | 29.0 | 19.0 | 18.0 | 20.0 | 20.0 | 16.0 | 16.0 | 16.0 | 23.7 | 44.0 | 7.0 |
| 20 | 32.0 | 24.0 | 13.0 | 25.0 | 13.0 | 13.0 | 47.0 | 29.0 | 21.0 | 14.0 | 17.0 | 26.0 | 32.0 | 24.0 | 11.0 | 18.0 | 87.0 | 11.0 | 7.0 | 4.0 | 7.0 | 8.0 | 9.0 | 10.0 | 20.9 | 87.0 | 4.0 |
| 21 | 8.0 | 6.0 | 5.0 | 5.0 | 8.0 | 9.0 | 7.0 | 8.0 | 12.0 | 13.0 | 11.0 | 10.0 | 11.0 | 11.0 | 7.0 | 22.0 | 100.0 | 4.0 | 6.0 | 10.0 | 10.0 | 6.0 | 6.0 | 7.0 | 12.6 | 100.0 | 4.0 |
| 22 | 8.0 | 6.0 | 5.0 | 8.0 | 10.0 | 12.0 | 16.0 | 6.0 | 9.0 | 17.0 | 21.0 | 14.0 | 20.0 | 15.0 | 11.0 | 11.0 | 12.0 | 8.0 | 2.0 | 3.0 | 1.0 | 0.0 | 5.0 | 6.0 | 9.4 | 21.0 | 0.0 |
| 23 | 4.0 | 4.0 | 9.0 | 15.0 | 8.0 | 11.0 | 12.0 | 10.0 | 6.0 | 7.0 | 10.0 | 10.0 | 11.0 | 25.0 | 14.0 | 13.0 | 11.0 | 11.0 | 10.0 | 11.0 | 15.0 | 18.0 | 22.0 | 10.0 | 11.5 | 25.0 | 4.0 |
| 24 | 12.0 | 11.0 | 19.0 | 6.0 | 6.0 | 6.0 | 6.0 | 6.0 | 6.0 | 5.0 | 6.0 | 7.0 | 8.0 | 11.0 | 9.0 | 10.0 | 16.0 | 13.0 | 12.0 | 20.0 | 15.0 | 13.0 | 21.0 | 10.0 | 10.6 | 21.0 | 5.0 |
| 25 | 17.0 | 14.0 | 11.0 | 9.0 | 9.0 | 10.0 | 12.0 | 13.0 | 13.0 | 12.0 | 12.0 | 25.0 | 19.0 | 20.0 | 25.0 | 27.0 | 20.0 | 24.0 | 31.0 | 25.0 | 21.0 | 21.0 | 21.0 | 25.0 | 18.2 | 31.0 | 9.0 |
| 26 | 37.0 | 25.0 | 23.0 | 23.0 | 17.0 | 15.0 | 40.0 | 22.0 | 18.0 | 22.0 | 21.0 | 22.0 | 41.0 | 38.0 | 42.0 | 25.0 | 37.0 | 33.0 | 28.0 | 32.0 | 20.0 | 19.0 | 14.0 | 26.0 | 26.7 | 42.0 | 14.0 |
| 27 | 12.0 | 18.0 | 53.0 | 17.0 | 16.0 | 31.0 | 63.0 | 29.0 | 48.0 | 22.0 | 20.0 | 8.0 | 11.0 | 15.0 | 21.0 | 10.0 | 10.0 | 11.0 | 13.0 | 11.0 | 10.0 | 10.0 | 9.0 | 8.0 | 19.8 | 63.0 | 8.0 |
| 28 | 21.0 | 9.0 | 7.0 | 8.0 | 6.0 | 6.0 | 9.0 | 9.0 | 7.0 | 7.0 | 6.0 | 7.0 | 9.0 | 29.0 | 5.0 | 9.0 | 17.0 | 6.0 | 6.0 | 7.0 | 8.0 | 7.0 | 8.0 | 4.0 | 9.0 | 29.0 | 4.0 |
| 29 | 6.0 | 9.0 | 5.0 | 7.0 | 11.0 | 11.0 | 9.0 | 11.0 | 15.0 | 20.0 | 12.0 | 8.0 | 9.0 | 9.0 | 8.0 | 19.0 | 12.0 | 6.0 | 22.0 | 12.0 | 11.0 | 11.0 | 9.0 | 8.0 | 10.8 | 22.0 | 5.0 |
| 30 | 9.0 | 7.0 | 10.0 | 12.0 | 11.0 | 11.0 | 11.0 | 9.0 | 8.0 | 8.0 | 10.0 | 18.0 | 17.0 | 39.0 | 17.0 | 10.0 | 11.0 | 10.0 | 9.0 | 10.0 | 12.0 | 13.0 | 13.0 | 25.0 | 12.9 | 39.0 | 7.0 |
| 31 | 26.0 | 9.0 | 10.0 | 8.0 | 6.0 | 8.0 | 11.0 | 10.0 | 10.0 | -- | 10.0 | 8.0 | 9.0 | 25.0 | 23.0 | 34.0 | 15.0 | 26.0 | 244.0 | 174.0 | 20.0 | 33.0 | 18.0 | 14.0 | 32.7 | 244.0 | 6.0 |
| Avg | 22.8 | 19.1 | 18.2 | 15.6 | 15.5 | 25.4 | 27.6 | 19.8 | 16.2 | 18.1 | 17.9 | 21.5 | 26.5 | 27.9 | 25.0 | 21.4 | 30.2 | 23.3 | 29.6 | 29.0 | 26.1 | 23.5 | 20.9 | 21.7 | 22.6 | -- | -- |
| Max | 69.0 | 78.0 | 82.0 | 59.0 | 52.0 | 151.0 | 136.0 | 67.0 | 48.0 | 46.0 | 58.0 | 70.0 | 105.0 | 105.0 | 91.0 | 84.0 | 139.0 | 136.0 | 244.0 | 174.0 | 195.0 | 113.0 | 135.0 | 69.0 | -- | 244.0 | -- |
| Min | 1.0 | 4.0 | 5.0 | 4.0 | 6.0 | 6.0 | 6.0 | 6.0 | 6.0 | 5.0 | 6.0 | 7.0 | 6.0 | 6.0 | 5.0 | 7.0 | 6.0 | 3.0 | 2.0 | 3.0 | 1.0 | 0.0 | 4.0 | 1.0 | -- | -- | 0.0 |

-- Indicates Invalid Data

## SAROAD for Resolution, West_Plant
## "Component, Channel: Table125, conc_PM10_µg/m$^3$_STP"
## Month: Aug 2012

### Hour of day

| Day | 1 | 2 | 3 | 4 | 5 | 6 | 7 | 8 | 9 | 10 | 11 | 12 | 13 | 14 | 15 | 16 | 17 | 18 | 19 | 20 | 21 | 22 | 23 | 24 | Avg | Max | Min |
|---|---|---|---|---|---|---|---|---|---|---|---|---|---|---|---|---|---|---|---|---|---|---|---|---|---|---|---|
| 1 | 25.0 | 9.0 | 12.0 | 12.0 | 9.0 | 10.0 | 19.0 | 20.0 | 12.0 | 34.0 | 27.0 | 13.0 | 15.0 | 14.0 | 19.0 | 5.0 | 17.0 | 15.0 | 17.0 | 18.0 | 12.0 | 17.0 | 22.0 | 19.0 | 16.3 | 34.0 | 5.0 |
| 2 | 14.0 | 18.0 | 21.0 | 15.0 | 14.0 | 14.0 | 43.0 | 12.0 | 9.0 | 19.0 | 30.0 | 17.0 | 27.0 | 23.0 | 22.0 | 16.0 | 21.0 | 23.0 | 20.0 | 18.0 | 23.0 | 25.0 | 30.0 | 17.0 | 20.5 | 43.0 | 9.0 |
| 3 | 18.0 | 21.0 | 23.0 | 20.0 | 26.0 | 16.0 | 54.0 | 38.0 | 21.0 | 17.0 | 16.0 | 21.0 | 26.0 | 29.0 | 32.0 | 12.0 | 14.0 | 16.0 | 20.0 | 17.0 | 18.0 | 17.0 | 23.0 | 19.0 | 22.3 | 54.0 | 12.0 |
| 4 | 16.0 | 11.0 | 19.0 | 7.0 | 9.0 | 8.0 | 7.0 | 9.0 | 12.0 | 11.0 | 18.0 | 17.0 | 18.0 | 21.0 | 22.0 | 18.0 | 15.0 | 17.0 | 19.0 | 15.0 | 15.0 | 17.0 | 13.0 | 16.0 | 14.6 | 22.0 | 7.0 |
| 5 | 24.0 | 26.0 | 30.0 | 35.0 | 17.0 | 30.0 | 41.0 | 13.0 | 11.0 | 10.0 | 10.0 | 26.0 | 11.0 | 10.0 | 18.0 | 16.0 | 8.0 | 9.0 | 19.0 | 27.0 | 18.0 | 17.0 | 12.0 | 12.0 | 18.8 | 41.0 | 8.0 |
| 6 | 15.0 | 17.0 | 10.0 | 10.0 | 11.0 | 10.0 | 32.0 | 19.0 | 31.0 | 24.0 | 40.0 | 32.0 | 28.0 | 28.0 | 22.0 | 31.0 | 17.0 | 21.0 | 20.0 | 22.0 | 27.0 | 6.0 | 6.0 | 5.0 | 20.2 | 40.0 | 5.0 |
| 7 | 7.0 | 9.0 | 7.0 | 8.0 | 9.0 | 19.0 | 38.0 | 19.0 | 33.0 | 28.0 | 27.0 | 24.0 | 38.0 | 56.0 | 32.0 | 23.0 | 28.0 | 40.0 | 38.0 | 28.0 | 23.0 | 20.0 | 16.0 | 15.0 | 24.4 | 56.0 | 7.0 |
| 8 | 16.0 | 6.0 | 9.0 | 11.0 | 10.0 | 11.0 | 61.0 | 49.0 | 24.0 | 26.0 | 55.0 | 15.0 | 31.0 | 33.0 | 48.0 | 31.0 | 22.0 | 104.0 | 22.0 | 5.0 | 47.0 | 12.0 | 9.0 | 6.0 | 27.6 | 104.0 | 5.0 |
| 9 | 9.0 | 13.0 | 10.0 | 10.0 | 11.0 | 6.0 | 28.0 | 18.0 | 13.0 | 16.0 | 21.0 | 17.0 | 17.0 | 23.0 | 8.0 | 17.0 | 21.0 | 19.0 | 20.0 | 22.0 | 34.0 | 21.0 | 18.0 | 22.0 | 17.3 | 34.0 | 6.0 |
| 10 | 23.0 | 18.0 | 17.0 | 20.0 | 19.0 | 19.0 | 39.0 | 22.0 | 20.0 | 26.0 | 25.0 | 21.0 | 23.0 | 15.0 | 19.0 | 24.0 | 18.0 | 21.0 | 20.0 | 15.0 | 25.0 | 28.0 | 25.0 | 11.0 | 21.4 | 39.0 | 11.0 |
| 11 | 17.0 | 42.0 | 52.0 | 126.0 | 107.0 | 14.0 | 49.0 | 27.0 | 20.0 | 36.0 | 28.0 | 28.0 | 20.0 | 18.0 | 25.0 | 20.0 | 24.0 | 17.0 | 128.0 | 96.0 | 32.0 | 37.0 | 57.0 | 37.0 | 44.0 | 128.0 | 14.0 |
| 12 | 44.0 | 59.0 | 55.0 | 158.0 | 199.0 | 187.0 | 190.0 | 131.0 | 77.0 | 49.0 | 42.0 | 35.0 | 22.0 | 23.0 | 21.0 | 22.0 | 47.0 | 41.0 | 53.0 | 46.0 | 35.0 | 28.0 | 39.0 | 40.0 | 68.5 | 199.0 | 21.0 |
| 13 | 51.0 | 56.0 | 40.0 | 35.0 | 34.0 | 22.0 | 38.0 | 30.0 | 31.0 | 60.0 | 43.0 | 42.0 | 51.0 | 38.0 | 45.0 | 40.0 | 32.0 | 30.0 | 35.0 | 40.0 | 30.0 | 107.0 | 87.0 | 28.0 | 43.5 | 107.0 | 22.0 |
| 14 | 36.0 | 17.0 | 23.0 | 24.0 | 33.0 | 49.0 | 42.0 | 26.0 | 20.0 | 24.0 | 33.0 | 29.0 | 34.0 | 31.0 | 28.0 | 26.0 | 28.0 | 27.0 | 33.0 | 49.0 | 33.0 | 20.0 | 44.0 | 22.0 | 30.5 | 49.0 | 17.0 |
| 15 | 27.0 | 36.0 | 35.0 | 27.0 | 30.0 | 25.0 | 36.0 | 32.0 | 37.0 | 44.0 | 48.0 | 62.0 | 66.0 | 143.0 | 131.0 | 128.0 | 93.0 | 57.0 | 77.0 | 69.0 | 67.0 | 51.0 | 38.0 | 45.0 | 58.5 | 143.0 | 25.0 |
| 16 | 32.0 | 36.0 | 29.0 | 37.0 | 30.0 | 27.0 | 17.0 | 19.0 | 23.0 | 22.0 | 21.0 | 20.0 | 30.0 | 23.0 | 24.0 | 32.0 | 30.0 | 36.0 | 34.0 | 28.0 | 28.0 | 33.0 | 31.0 | 20.0 | 27.6 | 37.0 | 17.0 |
| 17 | 15.0 | 11.0 | 11.0 | 11.0 | 6.0 | 4.0 | 5.0 | 6.0 | 9.0 | 10.0 | 9.0 | 16.0 | 10.0 | 17.0 | 9.0 | 8.0 | 9.0 | 17.0 | 18.0 | 15.0 | 9.0 | 7.0 | 11.0 | 12.0 | 10.6 | 18.0 | 4.0 |
| 18 | 20.0 | 2.0 | 7.0 | 10.0 | 9.0 | 7.0 | 9.0 | 14.0 | 8.0 | 7.0 | 11.0 | 10.0 | 8.0 | 8.0 | 6.0 | 7.0 | 17.0 | 13.0 | 18.0 | 13.0 | 16.0 | 19.0 | 9.0 | 10.0 | 10.8 | 20.0 | 2.0 |
| 19 | 10.0 | 8.0 | 7.0 | 8.0 | 11.0 | 14.0 | 35.0 | 8.0 | 9.0 | 7.0 | 9.0 | 12.0 | 8.0 | 10.0 | 11.0 | 18.0 | 5.0 | 9.0 | 15.0 | 19.0 | 79.0 | 56.0 | 19.0 | 12.0 | 16.6 | 79.0 | 5.0 |
| 20 | 18.0 | 15.0 | 16.0 | 10.0 | 13.0 | 24.0 | 30.0 | 19.0 | 19.0 | 20.0 | 25.0 | 27.0 | 27.0 | 15.0 | 26.0 | 20.0 | 28.0 | 16.0 | 17.0 | 17.0 | 9.0 | 16.0 | 14.0 | 18.0 | 19.1 | 30.0 | 9.0 |
| 21 | 35.0 | 43.0 | 36.0 | 27.0 | 18.0 | 23.0 | 26.0 | 20.0 | 20.0 | 19.0 | 38.0 | 38.0 | 38.0 | 42.0 | 26.0 | 22.0 | 29.0 | 20.0 | 99.0 | 8.0 | 8.0 | 5.0 | 30.0 | 12.0 | 28.4 | 99.0 | 5.0 |
| 22 | 9.0 | 9.0 | 8.0 | 8.0 | 9.0 | 6.0 | 8.0 | 18.0 | 12.0 | 11.0 | 16.0 | 15.0 | 8.0 | 6.0 | 4.0 | 4.0 | 6.0 | 7.0 | 6.0 | 10.0 | 9.0 | 8.0 | 16.0 | 12.0 | 9.4 | 18.0 | 4.0 |
| 23 | 11.0 | 11.0 | 6.0 | 7.0 | 7.0 | 4.0 | 9.0 | 9.0 | 10.0 | 11.0 | 6.0 | 6.0 | 7.0 | 16.0 | 17.0 | 10.0 | 8.0 | 19.0 | 8.0 | 8.0 | 11.0 | 15.0 | 8.0 | 18.0 | 10.1 | 19.0 | 4.0 |
| 24 | 15.0 | 15.0 | 14.0 | 13.0 | 13.0 | 11.0 | 23.0 | 11.0 | 9.0 | 7.0 | -- | 10.0 | 11.0 | 7.0 | 9.0 | 11.0 | 9.0 | 9.0 | 17.0 | 10.0 | 12.0 | 12.0 | 10.0 | 9.0 | 11.6 | 23.0 | 7.0 |
| 25 | 9.0 | 9.0 | 10.0 | 16.0 | 15.0 | 12.0 | 16.0 | 10.0 | 10.0 | 10.0 | 12.0 | 14.0 | 17.0 | 11.0 | 20.0 | 11.0 | 17.0 | 11.0 | 25.0 | 14.0 | 18.0 | 13.0 | 13.0 | 12.0 | 13.5 | 25.0 | 9.0 |
| 26 | 17.0 | 16.0 | 15.0 | 17.0 | 19.0 | 17.0 | 17.0 | 19.0 | 13.0 | 16.0 | 14.0 | 11.0 | 10.0 | 10.0 | 7.0 | 10.0 | 15.0 | 17.0 | 8.0 | 9.0 | 9.0 | 9.0 | 8.0 | 8.0 | 13.0 | 19.0 | 7.0 |
| 27 | 20.0 | 5.0 | 7.0 | 9.0 | 11.0 | 10.0 | 39.0 | 29.0 | 12.0 | 12.0 | 13.0 | 14.0 | 16.0 | 10.0 | 10.0 | 12.0 | 10.0 | 7.0 | 11.0 | 13.0 | 10.0 | 18.0 | 11.0 | 29.0 | 14.1 | 39.0 | 5.0 |
| 28 | 17.0 | 13.0 | 12.0 | 10.0 | 11.0 | 20.0 | 14.0 | 18.0 | 14.0 | 21.0 | 13.0 | 23.0 | 25.0 | 13.0 | 13.0 | 12.0 | 13.0 | 16.0 | 12.0 | 17.0 | 13.0 | 16.0 | 12.0 | 19.0 | 15.3 | 25.0 | 10.0 |
| 29 | 20.0 | 23.0 | 14.0 | 17.0 | 19.0 | 17.0 | 28.0 | 17.0 | 17.0 | 29.0 | 17.0 | 26.0 | 44.0 | 18.0 | 21.0 | 21.0 | 19.0 | 31.0 | 25.0 | 26.0 | 18.0 | 24.0 | 25.0 | 21.0 | 22.4 | 44.0 | 14.0 |
| 30 | 31.0 | 57.0 | 46.0 | 25.0 | 30.0 | 26.0 | 47.0 | 31.0 | 30.0 | 38.0 | 30.0 | 27.0 | 42.0 | 33.0 | 26.0 | 31.0 | 30.0 | 29.0 | 30.0 | 27.0 | 124.0 | 157.0 | 29.0 | 17.0 | 41.4 | 157.0 | 17.0 |
| 31 | 21.0 | 24.0 | 21.0 | 27.0 | 25.0 | 34.0 | 41.0 | 30.0 | 30.0 | 23.0 | 20.0 | 27.0 | 23.0 | 28.0 | -- | -- | 40.0 | 27.0 | 29.0 | 30.0 | 38.0 | 24.0 | 36.0 | 33.0 | 28.7 | 41.0 | 20.0 |
| Avg | 20.7 | 21.1 | 20.1 | 24.8 | 25.3 | 22.5 | 34.9 | 24.0 | 19.9 | 22.2 | 23.9 | 22.4 | 24.2 | 24.9 | 24.0 | 21.9 | 22.3 | 23.9 | 29.5 | 24.2 | 27.4 | 27.6 | 23.3 | 18.6 | 23.9 | -- | -- |
| Max | 51.0 | 59.0 | 55.0 | 158.0 | 199.0 | 187.0 | 190.0 | 131.0 | 77.0 | 60.0 | 55.0 | 62.0 | 66.0 | 143.0 | 131.0 | 128.0 | 93.0 | 104.0 | 128.0 | 96.0 | 124.0 | 157.0 | 87.0 | 45.0 | -- | 199.0 | -- |
| Min | 7.0 | 2.0 | 6.0 | 7.0 | 6.0 | 4.0 | 5.0 | 6.0 | 8.0 | 7.0 | 6.0 | 6.0 | 7.0 | 6.0 | 4.0 | 4.0 | 5.0 | 7.0 | 6.0 | 5.0 | 8.0 | 5.0 | 6.0 | 5.0 | -- | -- | 2.0 |

-- Indicates Invalid Data

## SAROAD for Resolution, West_Plant
## "Component, Channel: Table125, conc_PM10_µg/m$^3$_STP"
## Month: Sep 2012

### Hour of day

| Day | 1 | 2 | 3 | 4 | 5 | 6 | 7 | 8 | 9 | 10 | 11 | 12 | 13 | 14 | 15 | 16 | 17 | 18 | 19 | 20 | 21 | 22 | 23 | 24 | Avg | Max | Min |
|---|---|---|---|---|---|---|---|---|---|---|---|---|---|---|---|---|---|---|---|---|---|---|---|---|---|---|---|
| 1 | 31.0 | 22.0 | 28.0 | 38.0 | 25.0 | 23.0 | 28.0 | 20.0 | 18.0 | 25.0 | 25.0 | 34.0 | 35.0 | 27.0 | 29.0 | 24.0 | 29.0 | 29.0 | 30.0 | 23.0 | 24.0 | 17.0 | 20.0 | 30.0 | 26.4 | 38.0 | 17.0 |
| 2 | 42.0 | 27.0 | 14.0 | 14.0 | 19.0 | 39.0 | 26.0 | 21.0 | 16.0 | 24.0 | 31.0 | 38.0 | 36.0 | 39.0 | 27.0 | 56.0 | 17.0 | 26.0 | 26.0 | 30.0 | 470.0 | 221.0 | 259.0 | 243.0 | 73.4 | 470.0 | 14.0 |
| 3 | 225.0 | 96.0 | 194.0 | 74.0 | 49.0 | 71.0 | 48.0 | 50.0 | 27.0 | 58.0 | 76.0 | 64.0 | 93.0 | 85.0 | 49.0 | 49.0 | 34.0 | 26.0 | 24.0 | 30.0 | 20.0 | 25.0 | 34.0 | 25.0 | 63.6 | 225.0 | 20.0 |
| 4 | 23.0 | 26.0 | 17.0 | 22.0 | 27.0 | 21.0 | 23.0 | 32.0 | 30.0 | 43.0 | 25.0 | 26.0 | 31.0 | 33.0 | 31.0 | 29.0 | 36.0 | 30.0 | 18.0 | 11.0 | 10.0 | 10.0 | 12.0 | 18.0 | 24.3 | 43.0 | 10.0 |
| 5 | 17.0 | 15.0 | 33.0 | 37.0 | 36.0 | 37.0 | 39.0 | 39.0 | 30.0 | 28.0 | 26.0 | 31.0 | 25.0 | 29.0 | 27.0 | 21.0 | 24.0 | 18.0 | 29.0 | 26.0 | 28.0 | 21.0 | 26.0 | 29.0 | 28.0 | 39.0 | 15.0 |
| 6 | 32.0 | 33.0 | 28.0 | 13.0 | 24.0 | 18.0 | 19.0 | 16.0 | 15.0 | 21.0 | 22.0 | 22.0 | 22.0 | 35.0 | 18.0 | 20.0 | 25.0 | 74.0 | 18.0 | 18.0 | 22.0 | 16.0 | 14.0 | 18.0 | 23.5 | 74.0 | 13.0 |
| 7 | 18.0 | 25.0 | 23.0 | 15.0 | 20.0 | 19.0 | 13.0 | 11.0 | 8.0 | 7.0 | 9.0 | 8.0 | 8.0 | 10.0 | 8.0 | 9.0 | 10.0 | 10.0 | 14.0 | 14.0 | 15.0 | 15.0 | 17.0 | 13.0 | 13.3 | 25.0 | 7.0 |
| 8 | 12.0 | 12.0 | 10.0 | 11.0 | 17.0 | 9.0 | 10.0 | 9.0 | 7.0 | 10.0 | 13.0 | 12.0 | 10.0 | 10.0 | 9.0 | 8.0 | 19.0 | 23.0 | 6.0 | 9.0 | 13.0 | 14.0 | 22.0 | 14.0 | 12.0 | 23.0 | 6.0 |
| 9 | 17.0 | 24.0 | 22.0 | 20.0 | 16.0 | 18.0 | 19.0 | 28.0 | 29.0 | 21.0 | 22.0 | 7.0 | 16.0 | 7.0 | 6.0 | 8.0 | 18.0 | 12.0 | 11.0 | 11.0 | 20.0 | 312.0 | 317.0 | 205.0 | 49.4 | 317.0 | 6.0 |
| 10 | 145.0 | 53.0 | 68.0 | 50.0 | 65.0 | 71.0 | 16.0 | 13.0 | 13.0 | 11.0 | 8.0 | 9.0 | 16.0 | 17.0 | 22.0 | 26.0 | 27.0 | 21.0 | 29.0 | 22.0 | 11.0 | 29.0 | 31.0 | 27.0 | 33.3 | 145.0 | 8.0 |
| 11 | 17.0 | 24.0 | 20.0 | 18.0 | 20.0 | 8.0 | 10.0 | 11.0 | 29.0 | 17.0 | 23.0 | 15.0 | 36.0 | 42.0 | 18.0 | 9.0 | 8.0 | 8.0 | 7.0 | 7.0 | 9.0 | 8.0 | 9.0 | 11.0 | 16.0 | 42.0 | 7.0 |
| 12 | 7.0 | 16.0 | 12.0 | 12.0 | 11.0 | 8.0 | 9.0 | 16.0 | 9.0 | 16.0 | 11.0 | 9.0 | 6.0 | 9.0 | 21.0 | 8.0 | 7.0 | 17.0 | 13.0 | 16.0 | 13.0 | 8.0 | 8.0 | 8.0 | 11.3 | 21.0 | 6.0 |
| 13 | 5.0 | 3.0 | 4.0 | 8.0 | 7.0 | 6.0 | 8.0 | 9.0 | 7.0 | 7.0 | 17.0 | 11.0 | 6.0 | 0.0 | 3.0 | 3.0 | 3.0 | 8.0 | 10.0 | 10.0 | 7.0 | 29.0 | 6.0 | 3.0 | 7.5 | 29.0 | 0.0 |
| 14 | 2.0 | 4.0 | 9.0 | 11.0 | 17.0 | 4.0 | 16.0 | 14.0 | 15.0 | 12.0 | 13.0 | 10.0 | 10.0 | 12.0 | 10.0 | 9.0 | 9.0 | 16.0 | 13.0 | 19.0 | 16.0 | 11.0 | 12.0 | 15.0 | 11.6 | 19.0 | 2.0 |
| 15 | 13.0 | 14.0 | 14.0 | 12.0 | 13.0 | 14.0 | 12.0 | 12.0 | 12.0 | 10.0 | 11.0 | 11.0 | 11.0 | 8.0 | 6.0 | 11.0 | 15.0 | 12.0 | 10.0 | 17.0 | 10.0 | 11.0 | 12.0 | 13.0 | 11.8 | 17.0 | 6.0 |
| 16 | 14.0 | 13.0 | 13.0 | 13.0 | 13.0 | 22.0 | 22.0 | 8.0 | 8.0 | 16.0 | 15.0 | 15.0 | 16.0 | 13.0 | 16.0 | 17.0 | 23.0 | 20.0 | 19.0 | 19.0 | 17.0 | 25.0 | 18.0 | 18.0 | 16.4 | 25.0 | 8.0 |
| 17 | 24.0 | 12.0 | 18.0 | 10.0 | 17.0 | 19.0 | 40.0 | 18.0 | 22.0 | 25.0 | 17.0 | 21.0 | 35.0 | 21.0 | 20.0 | 16.0 | 10.0 | 17.0 | 19.0 | 11.0 | 18.0 | 16.0 | 17.0 | 23.0 | 19.4 | 40.0 | 10.0 |
| 18 | 16.0 | 21.0 | 16.0 | 17.0 | 14.0 | 14.0 | 32.0 | 22.0 | 14.0 | 15.0 | 29.0 | 18.0 | 20.0 | 17.0 | 21.0 | 30.0 | 9.0 | 21.0 | 27.0 | 24.0 | 19.0 | 19.0 | 17.0 | 13.0 | 19.4 | 32.0 | 9.0 |
| 19 | 18.0 | 9.0 | 10.0 | 10.0 | 21.0 | 11.0 | 17.0 | 22.0 | 22.0 | 15.0 | 18.0 | 19.0 | 15.0 | 14.0 | 16.0 | 12.0 | 13.0 | 15.0 | 7.0 | 18.0 | 16.0 | 21.0 | 19.0 | 20.0 | 15.7 | 22.0 | 7.0 |
| 20 | 10.0 | 16.0 | 18.0 | 14.0 | 12.0 | 11.0 | 29.0 | 21.0 | 19.0 | 25.0 | 19.0 | 18.0 | 16.0 | 27.0 | 20.0 | 16.0 | 21.0 | 15.0 | 16.0 | 20.0 | 10.0 | 11.0 | 11.0 | 17.0 | 17.2 | 29.0 | 10.0 |
| 21 | 11.0 | 18.0 | 23.0 | 23.0 | 12.0 | 12.0 | 46.0 | 31.0 | 14.0 | 22.0 | 15.0 | 16.0 | 11.0 | 25.0 | 27.0 | 15.0 | 12.0 | 8.0 | 16.0 | 16.0 | 11.0 | 11.0 | 18.0 | 12.0 | 17.7 | 46.0 | 8.0 |
| 22 | 18.0 | 16.0 | 14.0 | 15.0 | 12.0 | 10.0 | 23.0 | 16.0 | 17.0 | 17.0 | 15.0 | 18.0 | 15.0 | 17.0 | 13.0 | 13.0 | 17.0 | 18.0 | 17.0 | 17.0 | 18.0 | 11.0 | 12.0 | 17.0 | 15.7 | 23.0 | 10.0 |
| 23 | 17.0 | 10.0 | 9.0 | 22.0 | 17.0 | 14.0 | 17.0 | 30.0 | 21.0 | 23.0 | 15.0 | 22.0 | 17.0 | 12.0 | 16.0 | 17.0 | 14.0 | 23.0 | 27.0 | 27.0 | 20.0 | 32.0 | 24.0 | 18.0 | 19.3 | 32.0 | 9.0 |
| 24 | 25.0 | 33.0 | 13.0 | 25.0 | 14.0 | 18.0 | 34.0 | 45.0 | 55.0 | 25.0 | 23.0 | 23.0 | 35.0 | 24.0 | 17.0 | 16.0 | 9.0 | 7.0 | 10.0 | 14.0 | 16.0 | 14.0 | 18.0 | 17.0 | 22.1 | 55.0 | 7.0 |
| 25 | 19.0 | 10.0 | 31.0 | 16.0 | 17.0 | 25.0 | 31.0 | 34.0 | 31.0 | 27.0 | 32.0 | 23.0 | 34.0 | 37.0 | 53.0 | 72.0 | 24.0 | 20.0 | 28.0 | 26.0 | 18.0 | 19.0 | 23.0 | 21.0 | 28.0 | 72.0 | 10.0 |
| 26 | 21.0 | 17.0 | 12.0 | 24.0 | 16.0 | 18.0 | 29.0 | 24.0 | 19.0 | 26.0 | 22.0 | 26.0 | 18.0 | 19.0 | 18.0 | 17.0 | 17.0 | 18.0 | 27.0 | 17.0 | 16.0 | 23.0 | 19.0 | 15.0 | 19.9 | 29.0 | 12.0 |
| 27 | 15.0 | 19.0 | 24.0 | 14.0 | 14.0 | 12.0 | 30.0 | 62.0 | 17.0 | 10.0 | 12.0 | 20.0 | 30.0 | 35.0 | 46.0 | 22.0 | 20.0 | 14.0 | 15.0 | 17.0 | 15.0 | 22.0 | 14.0 | 17.0 | 21.5 | 62.0 | 10.0 |
| 28 | 18.0 | 23.0 | 14.0 | 19.0 | 17.0 | 15.0 | 42.0 | 36.0 | 27.0 | -- | 26.0 | 26.0 | 29.0 | 24.0 | 22.0 | 16.0 | 14.0 | 21.0 | 26.0 | 42.0 | 39.0 | 40.0 | 13.0 | 8.0 | 24.2 | 42.0 | 8.0 |
| 29 | 4.0 | 6.0 | 7.0 | 8.0 | 7.0 | 5.0 | 7.0 | 10.0 | 9.0 | 10.0 | 17.0 | 15.0 | 7.0 | 10.0 | 13.0 | 19.0 | 13.0 | 14.0 | 31.0 | 18.0 | 17.0 | 25.0 | 23.0 | 10.0 | 12.7 | 31.0 | 4.0 |
| 30 | 16.0 | 9.0 | 12.0 | 24.0 | 10.0 | 17.0 | 17.0 | 10.0 | 12.0 | 17.0 | 9.0 | 10.0 | 9.0 | 10.0 | 12.0 | 10.0 | 9.0 | 10.0 | 12.0 | 27.0 | 16.0 | 27.0 | 13.0 | 27.0 | 14.4 | 27.0 | 9.0 |
| Avg | 28.4 | 20.9 | 24.3 | 20.3 | 19.3 | 19.6 | 23.7 | 23.0 | 19.1 | 20.1 | 20.5 | 19.9 | 22.3 | 22.3 | 20.5 | 19.9 | 16.9 | 19.0 | 18.5 | 19.2 | 31.8 | 35.4 | 35.3 | 30.8 | 23.0 | -- | -- |
| Max | 225.0 | 96.0 | 194.0 | 74.0 | 65.0 | 71.0 | 48.0 | 62.0 | 55.0 | 58.0 | 76.0 | 64.0 | 93.0 | 85.0 | 53.0 | 72.0 | 36.0 | 74.0 | 31.0 | 42.0 | 470.0 | 312.0 | 317.0 | 243.0 | -- | 470.0 | -- |
| Min | 2.0 | 3.0 | 4.0 | 8.0 | 7.0 | 4.0 | 7.0 | 8.0 | 7.0 | 7.0 | 8.0 | 7.0 | 6.0 | 0.0 | 3.0 | 3.0 | 3.0 | 7.0 | 6.0 | 7.0 | 7.0 | 8.0 | 6.0 | 3.0 | -- | -- | 0.0 |

-- Indicates Invalid Data

# Appendix E: $NO_2$, $SO_2$, $O_3$ Data – East Plant - Hourly

# SAROAD for Resolution, East_Plant
# "Component, Channel: TableAmbient_Hourly, NO2_ppb"
# Month: Jul 2012

## Hour of day

| Day | 1 | 2 | 3 | 4 | 5 | 6 | 7 | 8 | 9 | 10 | 11 | 12 | 13 | 14 | 15 | 16 | 17 | 18 | 19 | 20 | 21 | 22 | 23 | 24 | Avg | Max | Min |
|---|---|---|---|---|---|---|---|---|---|---|---|---|---|---|---|---|---|---|---|---|---|---|---|---|---|---|---|
| 1 | -- | -- | -3.3 | 0.1 | 4.7 | 4.4 | 4.9 | 0.3 | -- | -- | -- | -- | -2.2 | -2.1 | -2.4 | -2.9 | -3.2 | -2.6 | -2.4 | -2.3 | -1.9 | -3.1 | -2.8 | -0.5 | -1.0 | 4.9 | -3.3 |
| 2 | -- | -- | 7.9 | 9.2 | 9.9 | 6.3 | 8.8 | 2.4 | 0.6 | 0.2 | 0.1 | 0.0 | -0.8 | 0.1 | -2.0 | -2.5 | -2.2 | -1.8 | -2.3 | -1.9 | -2.0 | -2.0 | -1.5 | -0.8 | 1.2 | 9.9 | -2.5 |
| 3 | -1.7 | -- | -2.5 | -2.5 | -2.9 | -2.6 | -0.5 | -1.2 | -1.8 | -1.7 | -1.6 | -2.0 | 0.2 | -0.7 | -1.8 | -1.9 | -1.8 | -2.1 | -1.2 | -0.6 | -1.0 | -0.2 | -0.6 | -0.6 | -1.4 | 0.2 | -2.9 |
| 4 | 2.2 | -- | 3.0 | 2.5 | 0.6 | 2.6 | 2.0 | 4.3 | 1.4 | -1.3 | -1.5 | -0.5 | -0.1 | 0.2 | 1.5 | 0.8 | 1.0 | 1.4 | 1.7 | 1.3 | 0.8 | 5.7 | 4.6 | 4.1 | 1.7 | 5.7 | -1.5 |
| 5 | 5.8 | -- | 3.1 | 2.5 | 4.3 | 7.9 | 3.8 | 0.7 | 1.6 | -0.8 | -0.7 | -- | -- | -- | -0.9 | -2.1 | -2.3 | -2.8 | -2.9 | -2.8 | -2.3 | -2.2 | -1.9 | -2.0 | 0.3 | 7.9 | -2.9 |
| 6 | -2.0 | -- | -1.8 | 0.4 | 4.4 | 2.9 | 3.5 | 0.8 | 1.3 | -0.4 | 0.1 | -0.8 | -0.7 | 0.1 | -0.9 | -1.5 | -1.5 | -1.7 | -2.5 | -1.3 | -0.5 | -0.3 | -0.7 | -0.8 | -0.2 | 4.4 | -2.5 |
| 7 | -1.5 | -- | -2.5 | 0.9 | -3.2 | -3.0 | 0.9 | -0.7 | -0.8 | 0.3 | -1.2 | -2.7 | -2.1 | -2.0 | -3.4 | -1.9 | -2.2 | -2.8 | -2.1 | -1.6 | -0.7 | -1.3 | -1.9 | -1.4 | -1.6 | 0.9 | -3.4 |
| 8 | -1.3 | -- | -1.3 | -2.7 | 1.9 | -1.2 | -1.0 | -1.3 | -2.3 | 8.6 | -2.3 | -2.7 | -1.8 | -2.6 | -2.8 | -2.6 | -0.7 | -1.0 | -1.7 | -3.0 | -2.8 | -3.3 | -0.1 | -1.4 | -1.3 | 8.6 | -3.3 |
| 9 | -2.0 | -- | -1.0 | -1.2 | 0.3 | -0.6 | 0.9 | -1.0 | 3.1 | 0.1 | -1.2 | -1.4 | -1.3 | -1.2 | -2.6 | -2.4 | -3.2 | -3.1 | -3.0 | 0.3 | 4.3 | -0.5 | -1.0 | -0.9 | -0.8 | 4.3 | -3.2 |
| 10 | 3.5 | -- | 10.8 | 3.7 | 2.6 | 0.0 | 0.4 | -0.9 | -1.1 | -1.2 | -0.8 | -1.7 | -1.0 | -2.4 | -2.4 | -2.5 | -1.8 | -2.5 | -1.7 | 1.3 | -0.5 | -0.9 | -1.2 | 0.6 | 0.0 | 10.8 | -2.5 |
| 11 | 2.6 | -- | -1.9 | -0.8 | -2.0 | -0.3 | 0.0 | -- | -- | -- | -- | -- | -- | -- | -1.5 | -2.0 | -1.3 | -1.9 | -1.9 | -1.9 | -1.8 | -1.2 | -0.3 | -1.2 | -- | -- | -- |
| 12 | -1.6 | -- | -0.8 | -0.1 | 0.3 | 0.4 | 1.6 | 2.4 | 0.8 | -0.1 | -1.3 | -0.9 | -1.3 | -1.4 | -1.7 | -1.8 | -1.6 | -1.4 | -1.3 | -1.0 | 0.6 | 0.6 | 1.0 | 0.4 | -0.4 | 2.4 | -1.8 |
| 13 | 0.5 | -- | -0.1 | 0.1 | 0.4 | 1.8 | 0.2 | -0.6 | -1.1 | -1.0 | -1.4 | -1.2 | -- | -- | -- | -- | -3.4 | -2.9 | -2.1 | -2.1 | -1.6 | -2.2 | -1.8 | -2.3 | -1.1 | 1.8 | -3.4 |
| 14 | 0.0 | -- | -0.9 | -0.8 | 1.5 | 1.0 | 0.5 | 1.7 | -2.4 | -0.9 | -1.1 | -3.0 | -2.6 | -2.9 | -1.3 | -1.9 | -3.5 | -3.5 | 3.4 | 3.5 | 2.2 | 0.5 | -2.4 | -2.3 | -0.7 | 3.5 | -3.5 |
| 15 | -2.8 | -- | -1.8 | -1.9 | 0.7 | 0.9 | -1.8 | -2.3 | -2.5 | -2.8 | -2.2 | -2.9 | -2.2 | -2.5 | -3.2 | -3.8 | -3.9 | -3.5 | -2.9 | -3.5 | -3.9 | -4.0 | -3.7 | -3.5 | -2.6 | 0.9 | -4.0 |
| 16 | -2.6 | -- | -2.4 | -2.4 | -3.0 | -1.4 | -1.6 | -2.6 | -3.0 | -0.6 | -2.8 | -3.5 | -2.8 | -2.9 | -2.8 | -3.7 | -4.6 | -4.7 | -4.5 | -4.2 | -4.0 | -3.7 | -3.0 | -2.3 | -3.0 | -0.6 | -4.7 |
| 17 | -3.8 | -- | -4.1 | -2.5 | -2.6 | -2.3 | -0.2 | -0.5 | -3.5 | -2.2 | -3.7 | -2.7 | -3.3 | -2.8 | -2.8 | -4.3 | -4.4 | -3.9 | -4.4 | -4.3 | -3.3 | -2.7 | -2.9 | -1.0 | -3.0 | -0.2 | -4.4 |
| 18 | 3.3 | -- | -2.0 | -4.2 | 15.9 | 13.1 | -0.1 | 0.0 | -2.5 | -2.4 | -3.2 | -4.2 | -3.1 | -3.2 | -3.8 | -3.8 | -3.2 | -3.1 | -2.9 | -2.6 | -1.8 | -2.9 | -3.3 | -3.9 | -1.0 | 15.9 | -4.2 |
| 19 | -3.0 | -- | 2.3 | 3.0 | 11.4 | 13.9 | 7.9 | 1.9 | -2.0 | -3.0 | -3.0 | -4.1 | -2.7 | -2.1 | -0.3 | -0.1 | -2.1 | -3.0 | -2.4 | -2.4 | -0.5 | -2.5 | -2.7 | -2.7 | 0.1 | 13.9 | -4.1 |
| 20 | -1.0 | -- | -2.1 | -0.6 | 0.6 | 0.7 | 3.5 | -0.2 | -2.5 | -2.7 | -- | -- | -2.0 | -1.5 | 0.8 | -0.1 | -1.7 | -1.3 | -1.0 | -0.4 | -0.7 | -1.1 | 0.4 | -0.1 | -0.6 | 3.5 | -2.7 |
| 21 | -0.7 | -- | -2.6 | -2.8 | -2.8 | -2.5 | -1.3 | -0.8 | 0.9 | -- | -- | -- | -- | -- | -- | -- | -- | -- | -- | -- | -- | -- | -- | -- | -- | -- | -- |
| 22 | -- | -- | -- | -- | -- | -- | -- | -- | -- | -- | -- | -- | -- | -- | -- | -- | -- | -- | -- | -- | -- | -- | -- | -- | -- | -- | -- |
| 23 | -- | -- | -- | -- | -- | -- | -- | -- | -- | -- | -- | -- | -- | 0.2 | -1.3 | -2.0 | -2.7 | -2.4 | -1.9 | -2.4 | -1.8 | 1.3 | 1.2 | -1.0 | -- | -- | -- |
| 24 | -2.2 | -- | -3.3 | -3.4 | -2.4 | -1.3 | -1.0 | 0.4 | -0.4 | -- | -- | -1.3 | -0.5 | -0.6 | -1.7 | -0.9 | -1.9 | -2.7 | -2.8 | -1.5 | 0.3 | 0.0 | 0.2 | 3.0 | -1.1 | 3.0 | -3.4 |
| 25 | 3.0 | -- | 2.6 | 1.4 | 1.1 | 1.1 | 4.3 | 5.0 | 1.7 | -0.4 | -0.6 | -0.1 | 0.3 | -1.6 | -2.0 | -2.4 | -2.8 | -2.5 | -2.2 | -2.2 | -2.2 | -2.3 | -2.2 | -2.0 | -0.2 | 5.0 | -2.8 |
| 26 | -1.9 | -- | -1.0 | -0.5 | -1.7 | -2.1 | -2.4 | -1.6 | -0.9 | -- | -0.9 | -1.8 | -1.3 | -1.7 | -2.1 | -2.9 | -3.1 | -3.3 | -2.9 | -2.5 | -2.4 | -2.2 | -1.6 | -1.8 | -1.9 | -0.5 | -3.3 |
| 27 | -2.4 | -- | -2.5 | 0.9 | 3.1 | 3.6 | 5.9 | 6.6 | 4.0 | 2.1 | 0.0 | -- | -- | -- | -0.9 | -1.9 | -2.6 | -2.6 | -3.0 | -3.3 | -3.3 | -2.4 | -2.6 | -3.0 | -0.2 | 6.6 | -3.3 |
| 28 | -0.8 | -- | -0.4 | -2.2 | -2.7 | -1.9 | -1.9 | -1.8 | -2.0 | -2.1 | -2.2 | -2.7 | -2.8 | -3.2 | -3.2 | -3.1 | -3.1 | -2.3 | -2.6 | -1.5 | -1.4 | -2.4 | -2.5 | -1.6 | -2.2 | -0.4 | -3.2 |
| 29 | -1.1 | -- | -2.0 | -2.6 | -2.4 | -1.8 | -1.6 | -1.8 | -2.2 | -2.9 | -3.0 | -3.1 | -3.2 | -3.2 | -2.9 | -2.9 | -2.2 | -2.5 | -2.6 | -2.8 | -2.7 | -2.5 | -2.2 | -2.0 | -2.4 | -1.1 | -3.2 |
| 30 | -1.3 | -- | -1.6 | -1.8 | -1.9 | -0.7 | -- | -- | -1.1 | -2.8 | -3.1 | -2.6 | -2.4 | -3.0 | -2.2 | -2.0 | -2.4 | -2.8 | -3.1 | -2.8 | -2.4 | -1.6 | -0.4 | -0.3 | -2.0 | -0.3 | -3.1 |
| 31 | -0.6 | -- | 1.7 | 2.7 | -0.8 | 1.8 | 0.6 | 3.4 | 1.5 | 3.3 | 0.1 | 1.4 | -1.3 | -2.0 | -1.4 | -0.7 | -2.4 | -2.8 | -3.0 | -2.6 | -1.3 | -1.3 | -2.2 | -1.4 | -0.3 | 3.4 | -3.0 |
| Avg | -0.5 | -- | -0.4 | -0.2 | 1.2 | 1.4 | 1.3 | 0.5 | -0.6 | -0.6 | -1.6 | -1.9 | -1.7 | -1.8 | -1.9 | -2.1 | -2.4 | -2.5 | -2.2 | -1.8 | -1.3 | -1.4 | -1.3 | -1.1 | -1.0 | -- | -- |
| Max | 5.8 | -- | 10.8 | 9.2 | 15.9 | 13.9 | 8.8 | 6.6 | 4.0 | 8.6 | 0.1 | 1.4 | 0.3 | 0.2 | 1.5 | 0.8 | 1.0 | 1.4 | 3.4 | 3.5 | 4.3 | 5.7 | 4.6 | 4.1 | -- | 15.9 | -- |
| Min | -3.8 | -- | -4.1 | -4.2 | -3.2 | -3.0 | -2.4 | -2.6 | -3.5 | -3.0 | -3.7 | -4.2 | -3.3 | -3.2 | -3.8 | -4.3 | -4.6 | -4.7 | -4.5 | -4.3 | -4.0 | -4.0 | -3.7 | -3.9 | -- | -- | -4.7 |

-- Indicates Invalid Data

# SAROAD for Resolution, East_Plant
# "Component, Channel: TableAmbient_Hourly, NO2_ppb"
# Month: Aug 2012

## Hour of day

| Day | 1 | 2 | 3 | 4 | 5 | 6 | 7 | 8 | 9 | 10 | 11 | 12 | 13 | 14 | 15 | 16 | 17 | 18 | 19 | 20 | 21 | 22 | 23 | 24 | Avg | Max | Min |
|---|---|---|---|---|---|---|---|---|---|---|---|---|---|---|---|---|---|---|---|---|---|---|---|---|---|---|---|
| 1 | -0.4 | -- | 0.4 | 0.1 | 1.1 | 3.3 | 1.9 | 2.0 | 1.7 | 0.7 | -- | 2.4 | -2.0 | 4.9 | 0.9 | -2.5 | -3.6 | -4.1 | -4.8 | -4.4 | -2.2 | 1.3 | 5.6 | 13.7 | 0.7 | 13.7 | -4.8 |
| 2 | 12.3 | -- | 16.4 | 5.3 | 3.9 | 4.4 | 12.4 | 4.9 | 2.9 | 2.1 | -2.0 | -4.2 | -3.3 | -3.6 | -4.3 | -3.5 | -4.7 | -4.3 | -5.3 | -4.1 | 0.5 | -2.6 | 1.0 | 7.9 | 1.4 | 16.4 | -5.3 |
| 3 | 13.3 | -- | -1.3 | 10.3 | 3.5 | 5.1 | 9.2 | -- | 0.0 | -2.4 | -2.5 | -1.4 | -0.2 | -1.3 | -2.4 | -4.1 | -4.0 | -3.9 | -4.3 | -3.5 | -4.7 | 2.5 | 1.6 | -3.1 | 0.3 | 13.3 | -4.7 |
| 4 | -2.9 | -- | -3.0 | -2.3 | -1.9 | 8.9 | -2.2 | -3.2 | -2.3 | -3.4 | -2.3 | -2.3 | -2.9 | -3.6 | -4.6 | -3.9 | -3.4 | -3.6 | -3.9 | -2.4 | -3.4 | -2.3 | 3.3 | 0.6 | -2.0 | 8.9 | -4.6 |
| 5 | 3.8 | -- | 2.1 | -1.9 | -1.5 | -0.3 | 0.3 | -3.6 | -3.7 | -3.9 | -4.2 | -- | -4.3 | -3.3 | -4.0 | -4.2 | -4.7 | -3.8 | -4.7 | -4.8 | -4.6 | -4.2 | -4.1 | -1.9 | -2.8 | 3.8 | -4.8 |
| 6 | -3.6 | -- | -4.2 | -4.1 | -4.7 | -3.7 | -1.9 | -2.2 | -0.9 | 2.2 | -3.3 | -2.7 | -3.7 | -3.8 | -3.7 | -2.1 | -0.3 | -4.2 | -4.2 | -4.3 | -4.3 | -4.1 | -4.3 | -4.4 | -3.2 | 2.2 | -4.7 |
| 7 | 2.2 | -- | -3.1 | 0.0 | 0.5 | 0.8 | 2.9 | -0.2 | -3.5 | -2.9 | -3.0 | -2.7 | -1.9 | -2.9 | -2.3 | -2.1 | -2.1 | -2.2 | -2.2 | 6.0 | 0.2 | -3.1 | -3.7 | -0.4 | -1.1 | 6.0 | -3.7 |
| 8 | -2.1 | -- | -1.4 | -2.9 | -2.7 | 7.0 | 18.7 | 4.3 | -1.5 | 0.2 | -1.4 | -2.6 | -3.0 | -3.1 | -3.8 | -3.7 | -2.7 | -3.4 | -1.8 | -2.0 | -1.3 | -3.1 | -3.4 | -2.5 | -0.8 | 18.7 | -3.8 |
| 9 | 0.9 | -- | 2.1 | 1.6 | -0.2 | -1.5 | -1.6 | -0.8 | -0.3 | -1.7 | -3.7 | -2.5 | -3.4 | -2.9 | -3.9 | -4.2 | -4.4 | -4.2 | -3.1 | -1.5 | 2.5 | 3.1 | 3.0 | 4.8 | -0.9 | 4.8 | -4.4 |
| 10 | -1.5 | -- | 0.0 | -1.8 | 0.1 | 4.3 | 3.7 | 3.3 | -1.2 | -2.2 | -3.9 | -3.8 | -4.5 | -4.6 | -4.5 | -4.4 | -4.7 | -4.5 | -4.5 | -3.0 | 0.4 | -0.3 | -0.5 | 0.0 | -1.7 | 4.3 | -4.7 |
| 11 | 0.5 | -- | -1.5 | 3.2 | 3.5 | 2.9 | 0.7 | 0.2 | -3.7 | -4.3 | -4.4 | -3.7 | -4.4 | -4.3 | -3.7 | -3.4 | -3.8 | -3.5 | -3.3 | -3.4 | -3.6 | -3.4 | -2.8 | -1.7 | -2.1 | 3.5 | -4.4 |
| 12 | 3.8 | -- | 3.4 | 3.3 | -0.5 | -1.5 | -2.7 | -3.6 | -4.0 | -3.1 | -3.4 | -3.3 | -4.5 | -4.4 | -4.3 | -4.8 | -4.3 | -4.5 | -4.5 | -4.6 | -4.8 | -1.7 | -0.8 | -3.0 | -2.5 | 3.8 | -4.8 |
| 13 | -3.5 | -- | -4.0 | -4.3 | -3.7 | -2.3 | 0.0 | 0.7 | 0.4 | -2.8 | -3.6 | -3.7 | -3.6 | -3.6 | -3.9 | 1.8 | -2.5 | -2.5 | 3.6 | -2.9 | -3.8 | -3.0 | -3.8 | -4.2 | -2.4 | 3.6 | -4.3 |
| 14 | -3.9 | -- | 1.0 | -0.5 | -1.2 | -1.9 | -1.4 | 3.3 | -0.6 | -0.7 | -1.7 | -2.2 | -2.1 | -2.6 | 1.7 | -2.0 | -3.9 | -4.3 | -3.2 | -2.3 | -0.2 | 0.4 | -1.3 | -1.5 | -1.4 | 3.3 | -4.3 |
| 15 | -2.5 | -- | 1.4 | -0.6 | 4.6 | 6.0 | 1.9 | 2.7 | 0.0 | 1.8 | -0.5 | 2.1 | -0.5 | -1.8 | -1.1 | -1.6 | -1.8 | -0.4 | -1.3 | 2.5 | 2.8 | 0.6 | 0.2 | 1.1 | 0.7 | 6.0 | -2.5 |
| 16 | 2.2 | -- | -2.5 | -2.8 | -0.5 | -0.5 | 0.4 | -0.7 | 1.6 | 0.3 | -1.1 | 1.0 | -- | -1.5 | -2.5 | -2.5 | -3.1 | -3.0 | -3.2 | -2.2 | -2.4 | -1.6 | 0.3 | -1.5 | -1.2 | 2.2 | -3.2 |
| 17 | -2.8 | -- | -3.4 | -3.1 | -3.0 | -2.7 | -2.1 | -0.3 | -1.6 | -0.9 | -2.1 | -2.5 | -2.5 | -1.8 | -- | -- | -- | -- | -- | -- | -- | -- | -- | -- | -- | -- | -- |
| 18 | -- | -- | -- | -- | -- | -- | -- | -- | -- | -- | -- | -- | -- | -- | -- | -- | -- | -- | -- | -- | -- | -- | -- | -- | -- | -- | -- |
| 19 | -- | -- | -- | -- | -- | -- | -- | -- | -- | -- | -- | -- | -- | -- | -- | -- | -- | -- | -- | -- | -- | -- | -- | -- | -- | -- | -- |
| 20 | -- | -- | -- | -- | -- | -- | -- | -- | -- | -- | -- | -1.4 | -2.1 | -1.6 | 0.5 | -1.1 | -3.5 | -4.0 | -3.6 | -3.5 | -3.8 | 0.3 | -1.0 | 0.4 | -- | -- | -- |
| 21 | -1.5 | -- | 0.1 | -1.3 | -3.1 | 0.3 | 2.6 | 7.3 | 5.9 | 2.5 | 2.0 | 2.7 | 1.2 | 0.2 | -0.4 | 0.1 | -2.0 | -2.7 | -3.9 | -3.7 | -3.3 | -3.2 | -3.2 | -2.6 | -0.3 | 7.3 | -3.9 |
| 22 | -2.7 | -- | -3.9 | -3.5 | -2.7 | 0.9 | 1.2 | -1.2 | -2.4 | 1.6 | 0.8 | -1.2 | -2.9 | -3.0 | -2.7 | 5.3 | 0.8 | -2.7 | -1.8 | -1.2 | 0.4 | 0.4 | 1.2 | 2.9 | -0.7 | 5.3 | -3.9 |
| 23 | 0.4 | -- | -1.1 | -0.2 | -2.6 | -2.0 | 0.1 | -0.5 | -1.5 | -2.0 | -2.9 | -2.3 | -2.4 | -1.7 | -2.0 | -2.0 | -3.3 | -3.7 | -4.1 | -3.9 | -2.8 | 4.0 | 11.6 | 8.0 | -0.7 | 11.6 | -4.1 |
| 24 | 8.5 | -- | 12.2 | 8.1 | 7.5 | 8.2 | 7.7 | 0.6 | -0.3 | -2.0 | -0.5 | 0.6 | -1.9 | -2.0 | -2.6 | -2.3 | -2.4 | -2.5 | -1.1 | -0.4 | 1.6 | 1.9 | 5.3 | 10.5 | 2.4 | 12.2 | -2.6 |
| 25 | 4.4 | -- | 3.1 | 0.3 | -1.4 | 0.6 | 1.3 | -0.3 | -2.5 | -2.7 | -3.2 | -3.3 | -3.2 | -2.3 | -3.2 | -2.9 | -1.5 | -2.8 | -2.9 | 0.7 | -2.4 | -2.4 | 1.4 | 5.7 | -0.9 | 5.7 | -3.3 |
| 26 | 7.3 | -- | 9.8 | 0.0 | 7.9 | 1.0 | 1.1 | -0.1 | -2.2 | -0.3 | -1.8 | -2.8 | -2.9 | -3.1 | -2.4 | -2.8 | -3.0 | -2.8 | 2.1 | -1.5 | -3.6 | -2.8 | -0.9 | 0.1 | -0.2 | 9.8 | -3.6 |
| 27 | -1.8 | -- | -2.4 | -2.5 | -3.1 | -1.9 | -0.5 | -0.3 | -0.8 | -0.7 | -2.0 | -2.0 | -3.1 | -3.6 | -3.4 | -2.9 | -3.9 | -3.6 | -2.5 | -1.2 | 0.6 | 0.0 | 2.3 | 0.4 | -1.7 | 2.3 | -3.9 |
| 28 | 2.0 | -- | -0.9 | 0.7 | 0.1 | 0.4 | 0.8 | 0.4 | -2.0 | -3.1 | -2.9 | -3.1 | -3.5 | -3.5 | -3.1 | -3.7 | -3.4 | -3.5 | -3.3 | -1.0 | -0.8 | 3.7 | -0.7 | 0.6 | -1.3 | 3.7 | -3.7 |
| 29 | -1.0 | -- | -0.9 | 1.0 | 0.2 | 3.8 | 3.2 | 6.1 | 0.0 | -1.7 | -2.6 | -3.5 | -2.0 | -0.4 | -0.2 | -2.8 | 0.2 | -2.9 | -3.4 | -1.9 | -2.9 | -1.5 | -1.6 | 0.9 | -0.6 | 6.1 | -3.5 |
| 30 | 1.9 | -- | 1.6 | 1.0 | 0.8 | 1.4 | 0.5 | 0.5 | 4.0 | 2.1 | 0.4 | 1.6 | -1.3 | -2.6 | -2.4 | -- | -3.0 | -3.6 | -3.5 | -2.6 | -1.9 | -3.0 | -3.5 | -1.2 | -0.6 | 4.0 | -3.6 |
| 31 | -2.6 | -- | -2.4 | -2.0 | -0.5 | 2.1 | 3.4 | 0.9 | -0.2 | -2.1 | -2.3 | -1.5 | 1.7 | -0.3 | -2.2 | -3.0 | -3.1 | -3.5 | -3.0 | -3.4 | -3.3 | -3.1 | -1.6 | 0.4 | -1.4 | 3.4 | -3.5 |
| Avg | 1.1 | -- | 0.6 | 0.0 | 0.0 | 1.5 | 2.2 | 0.7 | -0.7 | -1.1 | -2.2 | -1.7 | -2.5 | -2.3 | -2.5 | -2.4 | -2.9 | -3.4 | -2.9 | -2.2 | -1.8 | -1.0 | 0.0 | 1.1 | -1.0 | -- | -- |
| Max | 13.3 | -- | 16.4 | 10.3 | 7.9 | 8.9 | 18.7 | 7.3 | 5.9 | 2.5 | 2.0 | 2.7 | 1.7 | 4.9 | 1.7 | 5.3 | 0.8 | -0.4 | 3.6 | 6.0 | 2.8 | 4.0 | 11.6 | 13.7 | -- | 18.7 | -- |
| Min | -3.9 | -- | -4.2 | -4.3 | -4.7 | -3.7 | -2.7 | -3.6 | -4.0 | -4.3 | -4.4 | -4.2 | -4.5 | -4.6 | -4.6 | -4.8 | -4.7 | -4.5 | -5.3 | -4.8 | -4.8 | -4.2 | -4.3 | -4.4 | -- | -- | -5.3 |

-- Indicates Invalid Data

# SAROAD for Resolution, East_Plant
# "Component, Channel: TableAmbient_Hourly, NO2_ppb"
# Month: Sep 2012

## Hour of day

| Day | 1 | 2 | 3 | 4 | 5 | 6 | 7 | 8 | 9 | 10 | 11 | 12 | 13 | 14 | 15 | 16 | 17 | 18 | 19 | 20 | 21 | 22 | 23 | 24 | Avg | Max | Min |
|---|---|---|---|---|---|---|---|---|---|---|---|---|---|---|---|---|---|---|---|---|---|---|---|---|---|---|---|
| 1 | 0.0 | -- | 1.6 | 3.5 | 2.3 | -1.3 | -0.9 | -1.6 | -3.2 | -3.1 | -2.7 | -1.2 | -2.6 | -2.8 | -3.3 | -3.1 | -3.2 | -3.7 | -3.9 | -3.6 | -3.4 | -1.1 | 2.6 | 3.0 | -1.4 | 3.5 | -3.9 |
| 2 | -3.1 | -- | 6.1 | 2.2 | -1.1 | -1.0 | -0.9 | -2.2 | -3.2 | -3.1 | -3.0 | -3.0 | -3.7 | -4.0 | -3.9 | -3.9 | -4.1 | -4.3 | -4.1 | -4.0 | -3.8 | -3.5 | 0.6 | -4.0 | -2.4 | 6.1 | -4.3 |
| 3 | -3.4 | -- | -2.8 | -2.5 | 0.9 | -1.1 | -0.8 | 0.3 | -1.9 | -2.3 | -2.5 | -3.0 | -3.1 | -3.4 | -3.1 | -3.1 | -3.2 | -3.7 | -4.1 | -2.8 | -3.3 | -2.1 | -2.0 | -2.9 | -2.4 | 0.9 | -4.1 |
| 4 | -4.0 | -- | -3.1 | -2.4 | 0.9 | 0.2 | 0.0 | 3.8 | 2.5 | -0.5 | -2.2 | -2.3 | -0.1 | -2.2 | -2.2 | -1.1 | -3.2 | -2.7 | -3.8 | -3.6 | -2.7 | -3.2 | -1.0 | -0.7 | -1.5 | 3.8 | -4.0 |
| 5 | -0.5 | -- | -0.2 | -1.0 | -1.5 | 0.3 | 1.1 | -1.3 | -2.6 | -1.8 | -2.4 | -2.5 | -1.6 | -0.9 | -1.4 | -1.3 | -2.6 | -2.9 | -3.4 | -2.8 | -2.5 | -2.6 | -3.2 | -2.3 | -1.7 | 1.1 | -3.4 |
| 6 | -3.2 | -- | -2.6 | -1.5 | -1.2 | -1.2 | -1.2 | -1.0 | -0.8 | -0.2 | -1.9 | -0.4 | -1.3 | -2.0 | -2.4 | 2.9 | 1.9 | -2.9 | -3.9 | -3.8 | -3.6 | -0.3 | -0.9 | -2.0 | -1.4 | 2.9 | -3.9 |
| 7 | -1.9 | -- | -0.1 | -1.9 | 0.3 | -1.4 | -3.1 | -2.0 | 1.1 | -0.7 | -1.0 | -0.6 | 0.1 | -3.0 | -1.6 | -1.5 | -2.2 | -2.2 | -2.3 | -1.4 | -0.3 | 0.5 | 0.3 | -0.5 | -1.1 | 1.1 | -3.1 |
| 8 | 4.5 | -- | 0.0 | -2.0 | -2.0 | -2.5 | -3.0 | -3.2 | -3.5 | -3.8 | -3.7 | -3.9 | -3.5 | -3.8 | -3.7 | -3.8 | -3.9 | -3.9 | -4.0 | -4.1 | -3.9 | -3.8 | -3.8 | -3.6 | -3.0 | 4.5 | -4.1 |
| 9 | -3.7 | -- | -3.8 | -3.9 | -3.6 | -3.5 | -3.5 | -3.5 | -3.3 | -3.7 | -3.4 | -3.3 | -2.7 | -1.5 | -2.6 | -1.9 | -2.4 | -3.2 | -3.0 | -3.1 | -2.4 | 0.5 | 2.6 | -1.9 | -2.6 | 2.6 | -3.9 |
| 10 | -2.5 | -- | 2.2 | 4.9 | 4.9 | 6.5 | -0.7 | 8.7 | -1.0 | -3.0 | -1.5 | -0.4 | -1.5 | -1.6 | -2.5 | -2.2 | -3.1 | -3.1 | -3.0 | -2.6 | -1.9 | 0.4 | -2.9 | 0.4 | -0.2 | 8.7 | -3.1 |
| 11 | -2.4 | -- | 0.1 | 2.3 | 1.9 | 2.6 | 2.2 | 3.8 | -0.2 | -0.3 | 0.0 | -1.2 | -1.0 | -0.1 | -1.6 | -1.1 | -2.6 | -2.8 | -0.3 | 2.0 | -0.9 | -1.9 | -2.3 | -1.2 | -0.2 | 3.8 | -2.8 |
| 12 | -2.3 | -- | -2.3 | -0.3 | -2.2 | -0.5 | 0.2 | -0.4 | -1.7 | -3.2 | -2.6 | -3.0 | -1.9 | -3.0 | -1.4 | -1.0 | -2.2 | 0.5 | 2.2 | 3.0 | 1.5 | -3.5 | -3.6 | -2.6 | -1.3 | 3.0 | -3.6 |
| 13 | -2.3 | -- | -3.4 | -4.2 | -4.2 | -3.5 | -1.3 | -2.0 | -1.3 | -2.0 | -2.1 | -2.2 | -2.9 | -- | -- | -2.4 | -3.1 | -3.6 | -3.7 | -3.1 | -2.3 | -3.3 | -2.8 | -2.8 | -2.8 | -1.3 | -4.2 |
| 14 | -3.9 | -- | -4.1 | -4.0 | -4.2 | -3.8 | -3.5 | -3.8 | -3.1 | -3.6 | -3.3 | -3.5 | -3.6 | -3.9 | -3.8 | -3.6 | -3.8 | -4.1 | -4.5 | -3.2 | -3.9 | -2.4 | -2.3 | -2.9 | -3.6 | -2.3 | -4.5 |
| 15 | -3.8 | -- | -3.6 | -3.6 | -3.7 | -3.4 | -3.9 | -3.2 | -3.9 | -3.9 | -3.9 | -4.0 | -4.0 | -4.1 | -3.8 | -4.0 | -3.5 | -3.9 | -0.7 | 2.0 | 5.8 | 4.4 | 13.7 | 22.2 | -0.7 | 22.2 | -4.1 |
| 16 | 2.8 | -- | 12.2 | 9.7 | 4.1 | 6.8 | 8.0 | 6.7 | -2.2 | -3.5 | -2.4 | -3.4 | -3.5 | -3.5 | -3.8 | -3.5 | -3.6 | -2.9 | -2.2 | -2.1 | 0.0 | -1.3 | -1.4 | -2.4 | 0.4 | 12.2 | -3.8 |
| 17 | -3.1 | -- | -2.5 | 8.6 | 4.9 | 1.3 | 0.8 | 6.4 | 1.2 | 0.1 | -1.9 | -2.5 | -2.6 | -2.7 | -3.5 | -3.6 | -3.7 | -3.1 | -3.1 | -3.0 | -1.0 | -1.7 | 0.4 | 1.4 | -0.6 | 8.6 | -3.7 |
| 18 | -3.2 | -- | 0.7 | 6.0 | -2.6 | 1.9 | 2.9 | 0.2 | -2.1 | -1.7 | 1.0 | 1.4 | -0.8 | -2.6 | -2.8 | -2.8 | -3.5 | -4.2 | -4.3 | -1.9 | 0.9 | -2.0 | 3.1 | 5.0 | -0.5 | 6.0 | -4.3 |
| 19 | -1.1 | -- | 1.6 | 4.4 | -1.6 | -0.4 | 1.1 | -0.6 | 0.4 | 0.6 | 1.0 | -0.4 | -3.7 | -0.5 | -3.9 | -3.8 | -2.8 | -3.6 | -3.3 | 2.9 | 4.7 | -1.2 | 9.7 | 9.6 | 0.4 | 9.7 | -3.9 |
| 20 | -0.3 | -- | 6.1 | 3.0 | -1.8 | -1.4 | -0.5 | 0.2 | -1.6 | -2.1 | -1.6 | -1.5 | -1.8 | -2.6 | -3.9 | -2.9 | -3.4 | -3.4 | -3.4 | -3.7 | -1.9 | -1.1 | 1.4 | 0.2 | -1.2 | 6.1 | -3.9 |
| 21 | 6.7 | -- | 4.8 | 5.7 | 8.9 | 14.1 | 3.8 | 2.1 | -1.0 | -1.7 | -1.3 | -3.1 | -3.5 | -4.0 | -3.4 | -3.6 | -4.1 | -3.5 | -3.4 | -3.6 | -3.3 | -2.9 | 2.0 | 3.0 | 0.4 | 14.1 | -4.1 |
| 22 | 10.1 | -- | 11.0 | 6.4 | 2.2 | -2.2 | -0.9 | -1.9 | -3.2 | -3.0 | -1.7 | -2.2 | -3.5 | -4.1 | -3.1 | -4.0 | -2.4 | 3.5 | 26.9 | 2.6 | 7.4 | 4.5 | 7.3 | 10.3 | 2.6 | 26.9 | -4.1 |
| 23 | 11.0 | -- | -3.0 | -3.7 | -2.6 | -1.9 | -1.8 | -2.5 | 0.6 | -3.5 | -3.7 | -3.5 | -3.9 | -4.0 | -3.4 | -3.3 | -4.4 | -3.5 | -3.5 | -3.3 | 3.6 | -2.6 | -1.9 | -3.6 | -2.1 | 11.0 | -4.4 |
| 24 | -2.5 | -- | 1.9 | 0.9 | 5.5 | 3.3 | 7.9 | 4.8 | 5.2 | 3.2 | -1.8 | -1.9 | -2.4 | -3.0 | -3.5 | -3.0 | -4.1 | -4.3 | -3.6 | -2.5 | -2.9 | -0.7 | -1.0 | 3.7 | 0.0 | 7.9 | -4.3 |
| 25 | -1.6 | -- | -2.6 | -1.8 | 2.2 | -0.3 | 5.5 | 5.3 | 0.2 | -- | -0.2 | -0.8 | -0.9 | -1.2 | -0.5 | -1.1 | -1.3 | -1.4 | -1.5 | -1.5 | 0.0 | -0.5 | 0.8 | 7.5 | 0.2 | 7.5 | -2.6 |
| 26 | 8.5 | -- | 9.0 | 9.7 | 8.4 | 15.2 | 12.4 | 8.9 | 7.9 | 1.7 | 3.2 | 1.7 | 0.1 | 3.7 | 1.8 | -0.4 | -1.3 | -1.6 | -1.5 | -1.6 | 0.2 | 9.5 | 5.7 | 4.1 | 4.6 | 15.2 | -1.6 |
| 27 | 9.9 | -- | 12.4 | 8.1 | 8.1 | 8.1 | 9.5 | 6.0 | 6.8 | 0.7 | 1.5 | 0.3 | 0.5 | -0.5 | 0.4 | -0.3 | -1.2 | -0.7 | -0.6 | -1.2 | -1.1 | -0.9 | 1.3 | 0.7 | 2.9 | 12.4 | -1.2 |
| 28 | 3.5 | -- | 5.4 | 2.9 | 5.6 | 7.4 | 4.6 | 3.3 | 1.9 | 2.7 | 1.2 | -- | 1.4 | 0.5 | 0.2 | -0.2 | -0.9 | -1.2 | -0.1 | -0.3 | 0.3 | -1.1 | -1.6 | -0.5 | 1.6 | 7.4 | -1.6 |
| 29 | -1.0 | -- | -0.3 | -0.2 | 1.1 | 0.2 | 1.5 | 0.1 | 0.5 | 0.4 | 0.0 | -0.7 | -1.0 | -1.0 | -1.1 | -1.3 | -1.0 | -0.5 | 1.0 | 0.4 | 7.9 | -0.2 | -0.5 | 0.9 | 0.2 | 7.9 | -1.3 |
| 30 | 3.5 | -- | 2.3 | -0.3 | 1.2 | -0.8 | -0.7 | -0.5 | 4.2 | -- | -1.8 | -1.5 | -1.5 | -1.5 | -1.7 | -1.7 | -1.8 | -1.0 | -1.1 | -0.9 | -0.3 | -0.8 | -1.0 | -1.2 | -0.4 | 4.2 | -1.8 |
| Avg | 0.4 | -- | 1.4 | 1.5 | 1.0 | 1.3 | 1.1 | 1.0 | -0.2 | -1.5 | -1.5 | -1.8 | -2.0 | -2.2 | -2.4 | -2.2 | -2.7 | -2.6 | -1.5 | -1.7 | -0.4 | -0.8 | 0.6 | 1.2 | -0.6 | -- | -- |
| Max | 11.0 | -- | 12.4 | 9.7 | 8.9 | 15.2 | 12.4 | 8.9 | 7.9 | 3.2 | 3.2 | 1.7 | 1.4 | 3.7 | 1.8 | 2.9 | 1.9 | 3.5 | 26.9 | 3.0 | 7.9 | 9.5 | 13.7 | 22.2 | -- | 26.9 | -- |
| Min | -4.0 | -- | -4.1 | -4.2 | -4.2 | -3.8 | -3.9 | -3.8 | -3.9 | -3.9 | -3.9 | -4.0 | -4.0 | -4.1 | -3.9 | -4.0 | -4.4 | -4.3 | -4.5 | -4.1 | -3.9 | -3.8 | -3.8 | -4.0 | -- | -- | -4.5 |

-- Indicates Invalid Data

## SAROAD for Resolution, East_Plant
## "Component, Channel: TableAmbient_Hourly, SO2_ppb"
## Month: Jul 2012

### Hour of day

| Day | 1 | 2 | 3 | 4 | 5 | 6 | 7 | 8 | 9 | 10 | 11 | 12 | 13 | 14 | 15 | 16 | 17 | 18 | 19 | 20 | 21 | 22 | 23 | 24 | Avg | Max | Min |
|---|---|---|---|---|---|---|---|---|---|---|---|---|---|---|---|---|---|---|---|---|---|---|---|---|---|---|---|
| 1 | -- | 0.3 | 0.4 | 0.4 | 0.3 | 0.3 | 0.2 | 0.2 | -- | -- | -- | -- | 0.2 | 0.3 | 0.2 | 0.3 | 0.2 | 0.2 | 0.4 | 0.4 | 0.3 | 0.3 | 0.3 | 0.3 | 0.3 | 0.4 | 0.2 |
| 2 | -- | 0.3 | 0.3 | 0.4 | 0.3 | 0.3 | 0.4 | 0.4 | 0.4 | 0.4 | 0.4 | 0.4 | 0.3 | 0.4 | 0.4 | 0.4 | 0.5 | 0.5 | 0.6 | 0.5 | 0.6 | 0.6 | 0.5 | 0.4 | 0.4 | 0.6 | 0.3 |
| 3 | -- | 0.6 | 0.3 | 0.2 | 0.4 | 0.6 | 0.9 | 0.9 | 0.5 | 0.5 | 0.5 | 0.5 | 0.4 | 0.4 | 0.4 | 0.5 | 0.5 | 0.5 | 0.5 | 0.5 | 0.5 | 0.5 | 0.3 | 1.0 | 0.5 | 1.0 | 0.2 |
| 4 | -- | 2.7 | 1.3 | 1.0 | 0.9 | 0.2 | 0.2 | 0.5 | 0.4 | 0.2 | 0.2 | 0.2 | 0.2 | 0.1 | 0.2 | 0.2 | 0.1 | 0.1 | 0.1 | 0.1 | 0.1 | 0.2 | 0.1 | 0.1 | 0.4 | 2.7 | 0.1 |
| 5 | -- | 0.0 | 0.1 | 0.1 | 0.1 | 0.2 | 0.1 | 0.1 | 0.1 | 0.1 | 0.2 | -- | -- | -- | 0.2 | 0.2 | 0.2 | 0.2 | 0.2 | 0.2 | 0.2 | 0.1 | 0.1 | -- | 0.1 | 0.2 | 0.0 |
| 6 | -- | -- | -- | -- | -- | -- | -- | -- | -- | -- | -- | -- | -- | -- | -- | -- | -- | -- | -- | -- | -- | -- | -- | -- | -- | -- | -- |
| 7 | -- | -- | -- | -- | -- | -- | -- | -- | -- | -- | -- | -- | -- | -- | -- | -- | -- | -- | -- | -- | -- | -- | -- | -- | -- | -- | -- |
| 8 | -- | -- | -- | -- | -- | -- | -- | -- | -- | -- | -- | -- | -- | -- | -- | -- | -- | -- | -- | -- | -- | -- | -- | -- | -- | -- | -- |
| 9 | -- | -- | -- | -- | -- | -- | -- | -- | -- | -- | -- | -- | -- | -- | -- | -- | -- | -- | -- | -- | -- | -- | -- | -- | -- | -- | -- |
| 10 | -- | -- | -- | -- | -- | -- | -- | -- | -- | -- | -- | -- | -- | -- | -- | -- | -- | -- | -- | -- | -- | -- | -- | -- | -- | -- | -- |
| 11 | -- | -- | -- | -- | -- | -- | -- | -- | -- | -- | -- | -- | -- | -- | 0.2 | 0.1 | 0.2 | 0.2 | 0.2 | 0.2 | 0.2 | 0.3 | 0.2 | 0.9 | -- | -- | -- |
| 12 | -- | 0.2 | 0.2 | 0.3 | 0.2 | 1.4 | 1.0 | 0.8 | 0.9 | 0.3 | 0.2 | 0.2 | 0.3 | 0.1 | 0.2 | 0.2 | 0.4 | 0.3 | 0.3 | 0.3 | 0.2 | 0.2 | 0.1 | 0.2 | 0.4 | 1.4 | 0.1 |
| 13 | -- | 0.2 | 0.1 | 0.1 | 0.2 | 0.1 | 0.1 | 0.1 | 0.1 | 0.1 | 0.0 | 0.0 | -- | -- | -- | -- | 0.1 | 0.2 | 0.2 | 0.1 | 0.2 | 0.2 | 0.2 | 0.2 | 0.1 | 0.2 | 0.0 |
| 14 | -- | 0.1 | 0.2 | 0.2 | 0.2 | 0.2 | 0.2 | 0.2 | 0.1 | 0.1 | 0.2 | 0.2 | 0.2 | 0.1 | 0.1 | 0.2 | 0.2 | 0.1 | 0.2 | 0.1 | 0.1 | 0.1 | 0.1 | 0.1 | 0.2 | 0.2 | 0.1 |
| 15 | -- | 0.2 | 0.2 | 0.2 | 0.2 | 0.2 | 0.2 | 0.1 | 0.2 | 0.2 | 0.2 | 0.2 | 0.2 | 0.2 | 0.2 | 0.2 | 0.2 | 0.2 | 0.2 | 0.2 | 0.1 | 0.1 | 0.2 | 0.2 | 0.2 | 0.2 | 0.1 |
| 16 | -- | 0.1 | 0.1 | 0.2 | 3.6 | 1.1 | 0.5 | 0.4 | 0.2 | 0.3 | 0.7 | 1.1 | 0.4 | 0.3 | 0.3 | 0.3 | 0.2 | 0.2 | 0.2 | 0.4 | 0.3 | 0.3 | 0.4 | 0.4 | 0.5 | 3.6 | 0.1 |
| 17 | -- | 0.2 | 0.1 | 0.2 | 0.2 | 0.2 | 0.2 | 0.2 | 0.2 | 0.1 | 0.2 | 0.2 | 0.1 | 0.2 | 0.2 | 0.2 | 0.2 | 0.2 | 0.3 | 0.3 | 0.3 | 0.2 | 0.3 | 0.3 | 0.2 | 0.3 | 0.1 |
| 18 | -- | 0.2 | 0.1 | 0.1 | 0.3 | 0.2 | 0.2 | 0.2 | 0.1 | 0.2 | 0.2 | 0.2 | 0.2 | 0.2 | 0.3 | 0.2 | 0.2 | 0.2 | 0.2 | 0.2 | 0.3 | 0.2 | 0.2 | 0.2 | 0.2 | 0.3 | 0.1 |
| 19 | -- | 0.2 | 0.2 | 0.3 | 0.3 | 0.3 | 0.3 | 0.2 | 0.2 | 0.2 | 0.2 | 0.2 | 0.1 | 0.2 | 0.4 | 0.3 | 0.3 | 0.3 | 0.2 | 0.3 | 0.2 | 0.2 | 0.2 | 0.3 | 0.3 | 0.4 | 0.1 |
| 20 | -- | 0.3 | 0.4 | 0.5 | 0.5 | 1.3 | 0.7 | 0.5 | 0.7 | 0.5 | -- | -- | 0.8 | 0.4 | 0.3 | 0.5 | 0.3 | 0.2 | 0.1 | 0.2 | 0.2 | 0.2 | 1.8 | 1.7 | 0.6 | 1.8 | 0.1 |
| 21 | -- | 0.4 | 0.3 | 0.2 | 0.3 | 0.8 | 1.4 | 0.9 | 0.7 | 0.3 | 0.2 | 0.2 | 0.2 | 0.2 | 0.2 | 0.2 | 0.2 | 0.2 | 0.2 | 0.2 | 0.5 | 0.4 | 0.3 | 0.3 | 0.4 | 1.4 | 0.2 |
| 22 | -- | 0.2 | 0.2 | 0.2 | 0.3 | 0.6 | 0.6 | 0.5 | 0.7 | 0.8 | 0.8 | 1.9 | 2.6 | 0.8 | 0.5 | 0.4 | 0.3 | 0.3 | 0.2 | 0.2 | 0.2 | 0.2 | 0.2 | 0.3 | 0.6 | 2.6 | 0.2 |
| 23 | -- | 0.3 | 0.4 | 0.3 | 0.2 | 0.2 | 0.8 | 6.7 | 1.1 | 0.4 | 0.4 | 0.4 | 0.9 | 1.5 | 0.8 | 0.5 | 0.3 | 0.2 | 0.5 | 0.3 | 0.3 | 0.4 | 0.5 | 1.3 | 0.8 | 6.7 | 0.2 |
| 24 | -- | 0.4 | 0.5 | 0.3 | 0.2 | 0.2 | 0.2 | 0.2 | 0.2 | 0.2 | 0.2 | 0.2 | 0.2 | 0.3 | 0.5 | 0.5 | 0.7 | 0.5 | 0.7 | 2.2 | 1.2 | 3.1 | 5.6 | 3.5 | 1.0 | 5.6 | 0.2 |
| 25 | -- | 1.4 | 0.7 | 0.8 | 0.6 | 0.4 | 0.4 | 0.3 | 0.4 | 0.8 | 1.6 | 1.7 | 0.5 | 0.4 | 0.3 | 0.4 | 0.5 | 0.6 | 0.6 | 0.5 | 0.5 | 0.4 | 0.4 | 0.5 | 0.6 | 1.7 | 0.3 |
| 26 | -- | 0.4 | 0.4 | 0.4 | 0.4 | 0.4 | 0.3 | 0.2 | -0.1 | 0.3 | 0.4 | 0.4 | 0.4 | 0.4 | 0.3 | 0.3 | 0.4 | 0.3 | 0.3 | 0.3 | 0.3 | 0.3 | 0.3 | 0.4 | 0.3 | 0.4 | -0.1 |
| 27 | -- | 0.4 | 0.3 | 0.4 | 0.3 | 0.4 | 0.8 | 1.3 | 3.1 | 4.8 | 2.0 | 1.3 | 0.4 | 0.3 | 0.3 | 0.4 | 0.4 | 0.4 | 0.3 | -0.1 | 0.1 | 0.2 | 0.2 | 0.4 | 0.8 | 4.8 | -0.1 |
| 28 | -- | 1.3 | 0.3 | 0.2 | 0.2 | 0.3 | 0.2 | 0.3 | 0.3 | 0.2 | 0.2 | 0.2 | 0.2 | 0.2 | 0.2 | 0.2 | 0.3 | 0.2 | 0.2 | 0.2 | 0.2 | 0.2 | 0.2 | 0.5 | 0.3 | 1.3 | 0.2 |
| 29 | -- | 0.8 | 0.6 | 1.1 | 1.2 | 0.8 | 1.4 | 1.6 | 0.6 | 0.3 | 0.3 | 0.3 | 0.2 | 0.2 | 0.3 | 0.2 | 0.3 | 0.3 | 0.2 | 0.2 | 0.2 | 0.2 | 0.2 | 0.3 | 0.5 | 1.6 | 0.2 |
| 30 | -- | 0.2 | 0.2 | 0.2 | 0.2 | 0.2 | 0.4 | 0.5 | 0.3 | 0.3 | 0.4 | 0.9 | 1.8 | 0.8 | 1.0 | 0.6 | 0.3 | 0.2 | 0.2 | 0.3 | 0.2 | 0.3 | 0.2 | 0.3 | 0.4 | 1.8 | 0.2 |
| 31 | -- | 0.2 | 0.3 | 0.2 | 0.2 | 0.2 | 0.2 | 0.2 | 0.2 | 0.2 | 0.2 | 0.4 | 0.7 | 0.5 | 0.3 | 0.3 | 0.3 | 0.4 | 0.4 | 0.2 | 0.3 | 0.3 | 0.2 | 0.2 | 0.3 | 0.7 | 0.2 |
| Avg | -- | 0.5 | 0.3 | 0.3 | 0.5 | 0.5 | 0.5 | 0.7 | 0.5 | 0.5 | 0.4 | 0.5 | 0.5 | 0.4 | 0.3 | 0.3 | 0.3 | 0.3 | 0.3 | 0.3 | 0.3 | 0.4 | 0.5 | 0.6 | 0.4 | -- | -- |
| Max | -- | 2.7 | 1.3 | 1.1 | 3.6 | 1.4 | 1.4 | 6.7 | 3.1 | 4.8 | 2.0 | 1.9 | 2.6 | 1.5 | 1.0 | 0.6 | 0.7 | 0.6 | 0.7 | 2.2 | 1.2 | 3.1 | 5.6 | 3.5 | -- | 6.7 | -- |
| Min | -- | 0.0 | 0.1 | 0.1 | 0.1 | 0.1 | 0.1 | 0.1 | -0.1 | 0.1 | 0.0 | 0.0 | 0.1 | 0.1 | 0.1 | 0.1 | 0.1 | 0.1 | 0.1 | -0.1 | 0.1 | 0.1 | 0.1 | 0.1 | -- | -- | -0.1 |

-- Indicates Invalid Data

## SAROAD for Resolution, East_Plant
## "Component, Channel: TableAmbient_Hourly, SO2_ppb"
## Month: Aug 2012

### Hour of day

| Day | 1 | 2 | 3 | 4 | 5 | 6 | 7 | 8 | 9 | 10 | 11 | 12 | 13 | 14 | 15 | 16 | 17 | 18 | 19 | 20 | 21 | 22 | 23 | 24 | Avg | Max | Min |
|---|---|---|---|---|---|---|---|---|---|---|---|---|---|---|---|---|---|---|---|---|---|---|---|---|---|---|---|
| 1 | -- | 0.2 | 0.2 | 0.3 | 0.2 | 0.2 | 0.2 | 0.2 | 0.2 | 0.2 | -- | -- | 0.2 | 0.3 | 0.3 | 0.3 | 0.2 | 0.2 | 0.2 | 0.3 | 0.2 | 0.2 | 0.2 | 0.2 | 0.2 | 0.3 | 0.2 |
| 2 | -- | 0.2 | 0.2 | 0.3 | 0.3 | 0.3 | 0.3 | 0.3 | 0.3 | 0.3 | 0.3 | 0.3 | 0.3 | 0.3 | 0.3 | 0.3 | 0.3 | 0.3 | 0.3 | 0.3 | 0.3 | 0.4 | 0.3 | 0.3 | 0.3 | 0.4 | 0.2 |
| 3 | -- | 0.3 | 0.4 | 0.3 | 0.3 | 0.4 | 0.3 | 0.3 | 0.3 | 0.3 | 0.3 | 0.4 | 0.3 | 0.3 | 0.3 | 0.4 | 0.4 | 0.3 | 0.3 | 0.4 | 0.4 | 0.3 | 0.8 | 1.2 | 0.4 | 1.2 | 0.3 |
| 4 | -- | 0.3 | 0.5 | 0.5 | 0.6 | 0.5 | 0.5 | 1.4 | 1.2 | 0.9 | 0.8 | 0.8 | 0.8 | 0.9 | 0.8 | 0.6 | 0.4 | 0.4 | 0.4 | 0.4 | 0.3 | 0.3 | 0.3 | 0.3 | 0.6 | 1.4 | 0.3 |
| 5 | -- | 0.4 | 0.4 | 0.4 | 0.4 | 1.1 | 3.3 | 0.3 | 0.3 | 0.5 | 0.4 | -- | 1.1 | 0.7 | 0.6 | 0.3 | 0.3 | 0.3 | 0.4 | 0.4 | 0.3 | 0.2 | 0.3 | 0.3 | 0.6 | 3.3 | 0.2 |
| 6 | -- | 0.3 | 0.2 | 0.2 | 0.2 | 0.2 | 0.2 | 1.2 | 1.9 | 1.9 | 0.7 | 0.6 | 0.5 | 0.4 | 0.5 | 0.6 | 0.4 | 0.4 | 0.3 | 0.4 | 0.3 | 0.2 | 0.2 | 0.2 | 0.5 | 1.9 | 0.2 |
| 7 | -- | 0.4 | 0.4 | 0.3 | 0.2 | 0.3 | 0.3 | 0.3 | 0.3 | 0.3 | 0.2 | 0.3 | 0.3 | 0.3 | 0.4 | 0.3 | 0.4 | 0.4 | 0.3 | 0.3 | 0.3 | 0.3 | 0.3 | 0.2 | 0.3 | 0.4 | 0.2 |
| 8 | -- | 0.3 | 0.2 | 0.2 | 0.2 | 0.3 | 0.4 | 0.4 | 0.3 | 0.3 | 0.4 | 0.4 | 0.4 | 0.4 | 0.4 | 0.4 | 0.4 | 0.4 | 0.3 | 0.3 | 1.2 | 0.3 | 0.8 | 1.5 | 0.4 | 1.5 | 0.2 |
| 9 | -- | 2.5 | 1.8 | 2.0 | 1.4 | 0.8 | 0.4 | 2.0 | 2.1 | 0.7 | 0.4 | 1.0 | 0.4 | 0.3 | 0.4 | 0.4 | 0.4 | 0.4 | 0.4 | 0.4 | 0.4 | 0.3 | 0.4 | 0.4 | 0.9 | 2.5 | 0.3 |
| 10 | -- | 0.6 | 1.0 | 1.1 | 0.5 | 0.4 | 0.5 | 0.4 | 1.7 | 2.2 | 0.6 | 0.5 | 0.4 | 0.4 | 0.4 | 0.4 | 0.8 | 0.6 | 0.5 | 0.4 | 0.5 | 0.4 | 1.1 | 0.9 | 0.7 | 2.2 | 0.4 |
| 11 | -- | 0.4 | 0.6 | 0.5 | 0.4 | 0.4 | 0.4 | 0.4 | 0.6 | 0.6 | 0.6 | 0.6 | 0.7 | 0.8 | 1.1 | 0.9 | 0.9 | 0.7 | 0.5 | 0.3 | 0.3 | 0.3 | 0.2 | 0.3 | 0.5 | 1.1 | 0.2 |
| 12 | -- | 0.3 | 0.3 | 0.3 | 0.3 | 0.4 | 0.4 | 0.4 | 1.1 | 0.8 | 0.7 | 0.6 | 0.4 | 0.9 | 1.4 | 1.4 | 1.0 | 0.8 | 0.7 | 0.6 | 0.5 | 0.5 | 0.5 | 0.4 | 0.6 | 1.4 | 0.3 |
| 13 | -- | 0.4 | 0.4 | 0.4 | 0.4 | 0.4 | 0.6 | 3.4 | 1.6 | 0.4 | 0.3 | 0.5 | 0.5 | 1.0 | 1.1 | 0.6 | 0.6 | 0.6 | 0.7 | 0.6 | 0.4 | 1.0 | 0.8 | 0.5 | 0.7 | 3.4 | 0.3 |
| 14 | -- | 0.5 | 0.4 | 0.5 | 1.6 | 0.5 | 0.4 | 0.9 | 0.9 | 1.3 | 0.7 | 0.6 | 0.5 | 0.6 | 0.6 | 0.5 | 0.5 | 0.5 | 0.5 | 0.4 | 0.4 | 0.8 | 1.4 | 0.3 | 0.7 | 1.6 | 0.3 |
| 15 | -- | 0.3 | 0.4 | 0.4 | 0.4 | 0.4 | 0.4 | 0.4 | 0.4 | 0.4 | 0.4 | 0.5 | 0.4 | 0.3 | 0.4 | 0.4 | 0.5 | 0.5 | 0.4 | 0.5 | 0.5 | 0.4 | 0.4 | 0.4 | 0.4 | 0.5 | 0.3 |
| 16 | -- | 0.4 | 0.4 | 0.4 | 0.4 | 0.5 | 0.5 | 0.5 | 0.4 | 0.4 | 0.4 | 0.5 | -- | 0.1 | 0.1 | 0.1 | 0.2 | 0.2 | 0.2 | 0.2 | 0.1 | 0.1 | 0.1 | 0.1 | 0.3 | 0.5 | 0.1 |
| 17 | -- | -0.1 | 0.1 | 0.2 | 0.3 | 0.3 | 0.4 | 0.2 | 0.3 | 0.3 | 0.2 | 0.1 | 0.1 | 0.1 | -- | 0.3 | 0.4 | 0.3 | 0.3 | 0.4 | 0.2 | 0.4 | 0.3 | 0.4 | 0.2 | 0.4 | -0.1 |
| 18 | -- | 0.3 | 0.3 | 0.4 | 0.5 | 0.6 | 0.6 | 0.6 | 0.6 | 0.5 | 0.5 | 0.5 | 0.3 | 0.5 | 0.6 | 0.6 | 0.6 | 0.6 | 0.6 | 0.7 | 0.6 | 0.6 | 0.6 | 0.6 | 0.5 | 0.7 | 0.3 |
| 19 | -- | 0.6 | 0.6 | 0.6 | 0.6 | 0.6 | 0.6 | 0.6 | 0.5 | 0.6 | 0.5 | 0.5 | 0.7 | 0.7 | 0.6 | 0.6 | 0.6 | 0.7 | 0.7 | 0.8 | 0.8 | 0.9 | 0.8 | 0.8 | 0.7 | 0.9 | 0.5 |
| 20 | -- | 0.7 | 0.7 | 0.8 | 0.8 | 2.3 | 4.3 | 2.1 | 1.8 | 1.4 | 1.6 | 1.8 | 1.2 | 1.1 | 1.4 | 1.3 | 0.7 | 0.6 | 0.6 | 0.6 | 0.5 | 0.5 | 0.5 | 0.5 | 1.2 | 4.3 | 0.5 |
| 21 | -- | 0.4 | 0.5 | 0.5 | 0.6 | 0.6 | 0.6 | 0.7 | 0.7 | 0.7 | 0.6 | 0.6 | 0.6 | 0.6 | 0.6 | 0.6 | 0.6 | 0.6 | 0.5 | 0.5 | 0.5 | 0.5 | 0.5 | 0.5 | 0.6 | 0.7 | 0.4 |
| 22 | -- | 0.5 | 0.4 | 0.5 | 0.5 | 0.5 | 0.5 | 0.6 | 0.7 | 1.0 | 0.8 | 0.8 | 0.5 | 0.5 | 0.6 | 0.6 | 0.5 | 1.0 | 2.4 | 2.2 | 1.8 | 1.4 | 1.0 | 0.9 | 0.9 | 2.4 | 0.4 |
| 23 | -- | 1.0 | 0.6 | 0.6 | 0.7 | 0.8 | 0.6 | 0.5 | 0.4 | 0.5 | 0.5 | 0.5 | 0.5 | 0.3 | 0.4 | 0.5 | 0.5 | 0.5 | 0.5 | 0.5 | 0.5 | 0.5 | 0.5 | 0.5 | 0.5 | 1.0 | 0.3 |
| 24 | -- | 0.4 | 0.5 | 0.5 | 0.5 | 0.5 | 0.6 | 0.6 | 0.8 | 0.6 | 0.9 | 0.7 | 0.5 | 0.6 | 0.6 | 0.6 | 0.6 | 0.6 | 0.6 | 0.6 | 0.5 | 0.5 | 0.6 | 0.4 | 0.6 | 0.9 | 0.4 |
| 25 | -- | 0.6 | 0.6 | 0.5 | 0.6 | 0.6 | 0.6 | 0.6 | 0.6 | 0.6 | 0.5 | 0.7 | 0.9 | 0.8 | 0.7 | 0.6 | 0.6 | 0.6 | 0.6 | 0.6 | 0.6 | 0.6 | 0.6 | 0.6 | 0.6 | 0.9 | 0.5 |
| 26 | -- | 0.6 | 0.5 | 0.5 | 0.6 | 0.6 | 0.5 | 0.6 | 0.6 | 1.4 | 1.7 | 0.8 | 0.6 | 0.7 | 0.6 | 0.6 | 0.7 | 0.7 | 0.7 | 0.6 | 0.7 | 0.9 | 1.7 | 1.2 | 0.8 | 1.7 | 0.5 |
| 27 | -- | 0.6 | 0.5 | 0.9 | 1.1 | 2.0 | 3.5 | 7.5 | 3.9 | 1.7 | 0.6 | 0.6 | 0.6 | 0.6 | 0.7 | 0.6 | 0.6 | 0.6 | 0.6 | 0.6 | 0.6 | 0.6 | 0.9 | 0.7 | 1.3 | 7.5 | 0.5 |
| 28 | -- | 0.9 | 0.3 | 0.4 | 1.1 | 1.4 | 0.8 | 0.6 | 0.6 | 0.5 | 0.6 | 0.6 | 0.6 | 0.6 | 0.6 | 0.6 | 0.6 | 0.6 | 0.6 | 0.8 | 0.7 | 0.8 | 0.7 | 0.5 | 0.7 | 1.4 | 0.3 |
| 29 | -- | 0.5 | 0.6 | 1.2 | 2.6 | 2.1 | 5.1 | 5.1 | 2.7 | 1.8 | 1.0 | 0.8 | 0.9 | 1.2 | 1.1 | 0.9 | 1.0 | 0.9 | 0.7 | 0.7 | 0.7 | 0.7 | 0.7 | 0.7 | 1.5 | 5.1 | 0.5 |
| 30 | -- | 0.6 | 0.6 | 0.6 | 0.6 | 0.6 | 0.6 | 0.6 | 0.6 | 0.6 | 0.6 | 0.7 | 0.7 | 0.7 | 0.7 | -- | 0.6 | 0.7 | 0.8 | 0.7 | 0.7 | 0.6 | 0.5 | 0.5 | 0.6 | 0.8 | 0.5 |
| 31 | -- | 0.5 | 0.5 | 0.5 | 0.6 | 0.5 | 0.5 | 0.5 | 0.5 | 0.5 | 0.5 | 0.6 | 0.6 | 0.6 | 0.6 | 0.6 | 0.6 | 0.6 | 0.6 | 0.6 | 0.6 | 0.6 | 0.6 | 0.6 | 0.6 | 0.6 | 0.5 |
| Avg | -- | 0.5 | 0.5 | 0.5 | 0.6 | 0.7 | 0.9 | 1.1 | 0.9 | 0.8 | 0.6 | 0.6 | 0.6 | 0.6 | 0.6 | 0.6 | 0.5 | 0.5 | 0.6 | 0.5 | 0.5 | 0.5 | 0.6 | 0.6 | 0.6 | -- | -- |
| Max | -- | 2.5 | 1.8 | 2.0 | 2.6 | 2.3 | 5.1 | 7.5 | 3.9 | 2.2 | 1.7 | 1.8 | 1.2 | 1.2 | 1.4 | 1.4 | 1.0 | 1.0 | 2.4 | 2.2 | 1.8 | 1.4 | 1.7 | 1.5 | -- | 7.5 | -- |
| Min | -- | -0.1 | 0.1 | 0.2 | 0.2 | 0.2 | 0.2 | 0.2 | 0.2 | 0.2 | 0.2 | 0.1 | 0.1 | 0.1 | 0.1 | 0.1 | 0.2 | 0.2 | 0.2 | 0.2 | 0.1 | 0.1 | 0.1 | 0.1 | -- | -- | -0.1 |

-- Indicates Invalid Data

## SAROAD for Resolution, East_Plant
## "Component, Channel: TableAmbient_Hourly, SO2_ppb"
## Month: Sep 2012

### Hour of day

| Day | 1 | 2 | 3 | 4 | 5 | 6 | 7 | 8 | 9 | 10 | 11 | 12 | 13 | 14 | 15 | 16 | 17 | 18 | 19 | 20 | 21 | 22 | 23 | 24 | Avg | Max | Min |
|---|---|---|---|---|---|---|---|---|---|---|---|---|---|---|---|---|---|---|---|---|---|---|---|---|---|---|---|
| 1 | -- | 0.5 | 0.6 | 0.6 | 0.6 | 0.6 | 0.7 | 0.6 | 0.6 | 0.6 | 0.8 | 2.5 | 2.8 | 2.0 | 1.7 | 1.1 | 0.9 | 0.8 | 0.8 | 0.6 | 0.6 | 0.6 | 0.6 | 0.6 | 1.0 | 2.8 | 0.5 |
| 2 | -- | 0.6 | 0.6 | 0.6 | 0.5 | 0.6 | 0.6 | 0.6 | 0.6 | 0.6 | 0.5 | 0.9 | 0.7 | 0.6 | 0.6 | 0.6 | 0.6 | 0.6 | 0.6 | 0.6 | 0.6 | 0.6 | 0.6 | 0.5 | 0.6 | 0.9 | 0.5 |
| 3 | -- | 0.5 | 0.5 | 0.5 | 0.5 | 0.5 | 0.5 | 0.5 | 0.5 | 0.5 | 0.5 | 0.5 | 0.5 | 0.7 | 0.7 | 0.8 | 0.8 | 0.9 | 0.9 | 1.0 | 1.1 | 1.1 | 1.0 | 0.7 | 0.7 | 1.1 | 0.5 |
| 4 | -- | 0.6 | 0.6 | 0.5 | 0.5 | 0.5 | 0.5 | 0.6 | 0.4 | 0.5 | 0.5 | 0.5 | 0.6 | 0.6 | 0.6 | 0.6 | 0.6 | 0.7 | 0.6 | 0.6 | 0.7 | 0.5 | 0.4 | 0.5 | 0.6 | 0.7 | 0.4 |
| 5 | -- | 1.1 | 1.5 | 1.2 | 0.6 | 0.6 | 0.5 | 0.5 | 0.5 | 0.4 | 0.5 | 0.6 | 0.5 | 0.5 | 0.6 | 0.5 | 0.6 | 0.6 | 0.6 | 0.6 | 0.7 | 0.7 | 0.6 | 0.6 | 0.7 | 1.5 | 0.4 |
| 6 | -- | 0.8 | 0.6 | 0.6 | 0.6 | 0.6 | 0.6 | 0.6 | 0.6 | 0.7 | 0.6 | 0.7 | 0.6 | 0.6 | 0.6 | 0.7 | 0.7 | 0.7 | 0.6 | 0.6 | 0.5 | 0.6 | 0.6 | 0.5 | 0.6 | 0.8 | 0.5 |
| 7 | -- | 0.6 | 0.5 | 0.5 | 0.6 | 0.4 | 0.5 | 0.5 | 0.5 | 0.6 | 0.5 | 0.5 | 0.5 | 0.5 | 0.6 | 0.6 | 0.5 | 0.6 | 0.5 | 0.5 | 0.5 | 0.5 | 0.5 | 0.5 | 0.5 | 0.6 | 0.4 |
| 8 | -- | 0.6 | 0.9 | 1.6 | 1.3 | 0.8 | 0.8 | 0.7 | 0.5 | 0.5 | 0.5 | 0.5 | 0.5 | 0.5 | 0.5 | 0.5 | 0.5 | 0.5 | 0.5 | 0.5 | 0.5 | 0.5 | 0.5 | 0.5 | 0.6 | 1.6 | 0.5 |
| 9 | -- | 0.5 | 0.5 | 0.5 | 0.5 | 0.5 | 0.5 | 0.5 | 0.5 | 0.5 | 0.5 | 0.5 | 0.5 | 0.5 | 0.5 | 0.5 | 0.6 | 0.5 | 0.5 | 0.6 | 0.6 | 0.5 | 0.6 | 0.6 | 0.5 | 0.6 | 0.5 |
| 10 | -- | 1.9 | 1.6 | 1.4 | 3.0 | 2.3 | 1.0 | 0.8 | 0.6 | 0.5 | 0.8 | 1.0 | 1.0 | 0.7 | 0.7 | 0.6 | 0.6 | 0.7 | 1.1 | 2.0 | 1.4 | 0.8 | 0.5 | 0.6 | 1.1 | 3.0 | 0.5 |
| 11 | -- | 0.5 | 0.5 | 0.5 | 0.5 | 0.5 | 0.5 | 0.6 | 0.7 | 1.1 | 1.3 | 1.7 | 2.5 | 2.3 | 1.5 | 1.0 | 0.7 | 0.8 | 0.7 | 0.6 | 0.6 | 0.6 | 0.6 | 0.6 | 0.9 | 2.5 | 0.5 |
| 12 | -- | 0.6 | 0.6 | 0.6 | 0.6 | 0.5 | 0.5 | 0.6 | 0.6 | 0.5 | 0.5 | 0.5 | 0.6 | 0.5 | 0.5 | 0.6 | 0.6 | 0.6 | 0.6 | 0.6 | 0.6 | 0.5 | 0.6 | 0.5 | 0.6 | 0.6 | 0.5 |
| 13 | -- | 0.5 | 0.5 | 0.5 | 0.6 | 0.7 | 0.7 | 0.7 | 0.9 | 1.2 | 1.9 | 0.9 | 0.6 | 0.6 | -- | 0.4 | 0.5 | 0.5 | 0.4 | 0.4 | 0.5 | 0.4 | 0.4 | 0.4 | 0.6 | 1.9 | 0.4 |
| 14 | -- | 0.3 | 0.4 | 0.3 | 0.4 | 0.4 | 0.4 | 0.4 | 0.4 | 0.4 | 0.4 | 0.4 | 0.4 | 0.5 | 0.4 | 0.5 | 0.5 | 0.5 | 0.5 | 0.5 | 0.5 | 0.4 | 0.5 | 0.5 | 0.4 | 0.5 | 0.3 |
| 15 | -- | 0.4 | 0.4 | 0.5 | 0.5 | 0.5 | 0.5 | 0.5 | 0.5 | 0.5 | 0.5 | 0.4 | 0.5 | 0.5 | 0.5 | 0.6 | 0.5 | 0.6 | 0.6 | 0.7 | 0.8 | 1.1 | 1.2 | 0.8 | 0.6 | 1.2 | 0.4 |
| 16 | -- | 0.6 | 0.6 | 0.6 | 0.6 | 0.6 | 0.6 | 0.6 | 0.6 | 0.7 | 0.8 | 0.7 | 1.6 | 2.0 | 1.8 | 1.3 | 1.2 | 1.0 | 0.8 | 0.7 | 0.7 | 0.6 | 0.6 | 0.6 | 0.9 | 2.0 | 0.6 |
| 17 | -- | 0.5 | 0.6 | 0.6 | 0.7 | 0.6 | 0.6 | 0.7 | 0.6 | 0.6 | 0.6 | 0.7 | 0.6 | 0.6 | 0.7 | 0.6 | 0.7 | 0.6 | 0.6 | 0.4 | 0.6 | 0.7 | 0.6 | 0.7 | 0.6 | 0.7 | 0.4 |
| 18 | -- | 0.6 | 0.6 | 0.7 | 0.6 | 0.6 | 0.5 | 0.6 | 0.6 | 0.6 | 0.7 | 1.7 | 3.4 | 2.5 | 1.2 | 1.6 | 1.7 | 1.4 | 1.0 | 0.7 | 0.7 | 0.7 | 0.7 | 0.6 | 1.1 | 3.4 | 0.5 |
| 19 | -- | 0.6 | 0.6 | 0.6 | 0.6 | 0.9 | 4.0 | 3.8 | 3.5 | 3.7 | 2.5 | 2.5 | 0.6 | 0.8 | 0.7 | 0.7 | 0.7 | 0.7 | 0.7 | 0.7 | 0.9 | 0.7 | 0.8 | 0.8 | 1.4 | 4.0 | 0.6 |
| 20 | -- | 0.8 | 0.8 | 0.9 | 0.8 | 0.8 | 0.8 | 0.7 | 0.7 | 0.7 | 1.1 | 1.1 | 1.1 | 0.8 | 0.8 | 0.8 | 0.8 | 0.7 | 0.6 | 0.6 | 0.6 | 0.6 | 0.6 | 0.7 | 0.8 | 1.1 | 0.6 |
| 21 | -- | 0.6 | 0.6 | 0.6 | 0.6 | 0.6 | 0.6 | 0.7 | 0.5 | 0.6 | 0.6 | 0.7 | 0.7 | 0.7 | 0.8 | 0.7 | 0.6 | 0.7 | 0.6 | 0.6 | 0.6 | 0.6 | 0.6 | 0.7 | 0.6 | 0.8 | 0.5 |
| 22 | -- | 0.6 | 0.7 | 0.6 | 0.6 | 0.6 | 0.5 | 0.5 | 0.6 | 0.6 | 0.6 | 1.4 | 1.0 | 0.8 | 0.7 | 0.8 | 0.9 | 1.1 | 1.3 | 0.9 | 0.8 | 0.8 | 0.8 | 0.9 | 0.8 | 1.4 | 0.5 |
| 23 | -- | 0.8 | 0.7 | 0.8 | 1.6 | 3.4 | 5.4 | 3.7 | 5.9 | 2.4 | 0.9 | 1.0 | 2.0 | 2.3 | 1.5 | 1.8 | 1.1 | 0.7 | 1.1 | 1.1 | 1.0 | 1.1 | 1.0 | 1.0 | 1.8 | 5.9 | 0.7 |
| 24 | -- | 0.9 | 0.8 | 0.8 | 0.7 | 1.1 | 2.6 | 3.3 | 3.5 | 3.6 | 2.9 | 2.0 | 2.2 | 1.3 | 0.8 | 0.8 | 0.7 | 0.6 | 0.7 | 0.7 | 0.6 | 0.7 | 0.6 | 0.7 | 1.4 | 3.6 | 0.6 |
| 25 | -- | 0.7 | 0.7 | 0.8 | 0.7 | 0.7 | 1.0 | 1.9 | 2.4 | 1.4 | 1.8 | 1.3 | 0.9 | 0.7 | 0.8 | 0.7 | 0.7 | 0.7 | 0.7 | 0.7 | 0.6 | 0.6 | 0.7 | 0.8 | 1.0 | 2.4 | 0.6 |
| 26 | -- | 0.6 | 0.6 | 0.7 | 0.7 | 0.6 | 0.6 | 0.9 | 3.1 | 3.4 | 2.3 | 1.8 | 1.1 | 1.0 | 0.9 | 0.8 | 0.8 | 0.8 | 0.8 | 0.8 | 0.7 | 0.7 | 0.6 | 0.7 | 1.1 | 3.4 | 0.6 |
| 27 | -- | 0.7 | 0.7 | 0.7 | 0.7 | 0.7 | 0.7 | 0.8 | 2.2 | 6.0 | 4.8 | 3.3 | 1.8 | 1.8 | 1.5 | 1.2 | 1.0 | 0.8 | 0.8 | 0.7 | 0.8 | 0.8 | 0.7 | 0.7 | 1.5 | 6.0 | 0.7 |
| 28 | -- | 0.7 | 0.7 | 0.7 | 0.7 | 0.7 | 0.7 | 0.7 | 0.7 | 0.7 | 0.8 | -- | 0.1 | -0.1 | -0.1 | -0.1 | 0.0 | 0.0 | -0.1 | 1.6 | 9.0 | 1.1 | -0.2 | -0.1 | 0.8 | 9.0 | -0.2 |
| 29 | -- | -0.3 | -0.3 | -0.3 | -0.3 | -0.3 | -0.3 | -0.3 | -0.4 | -0.3 | -0.3 | -0.2 | -0.2 | 0.4 | 0.1 | -0.1 | -0.1 | -0.2 | -0.2 | -0.1 | -0.2 | -0.3 | -0.3 | -0.2 | -0.2 | 0.4 | -0.4 |
| 30 | -- | -0.3 | -0.6 | -0.4 | -0.2 | -0.2 | -0.3 | -0.3 | -0.2 | -- | -0.3 | -0.4 | -0.4 | -0.3 | -0.3 | -0.3 | -0.3 | -0.3 | -0.2 | -0.2 | -0.3 | -0.3 | -0.3 | -0.3 | -0.3 | -0.2 | -0.6 |
| Avg | -- | 0.6 | 0.6 | 0.6 | 0.7 | 0.7 | 0.9 | 0.9 | 1.1 | 1.2 | 1.0 | 1.0 | 1.0 | 0.9 | 0.7 | 0.7 | 0.7 | 0.6 | 0.6 | 0.7 | 0.9 | 0.6 | 0.6 | 0.6 | 0.8 | -- | -- |
| Max | -- | 1.9 | 1.6 | 1.6 | 3.0 | 3.4 | 5.4 | 3.8 | 5.9 | 6.0 | 4.8 | 3.3 | 3.4 | 2.5 | 1.8 | 1.8 | 1.7 | 1.4 | 1.3 | 2.0 | 9.0 | 1.1 | 1.2 | 1.0 | -- | 9.0 | -- |
| Min | -- | -0.3 | -0.6 | -0.4 | -0.3 | -0.3 | -0.3 | -0.3 | -0.4 | -0.3 | -0.3 | -0.4 | -0.4 | -0.3 | -0.3 | -0.3 | -0.3 | -0.3 | -0.2 | -0.2 | -0.3 | -0.3 | -0.3 | -0.3 | -- | -- | -0.6 |

-- Indicates Invalid Data

## SAROAD for Resolution, East_Plant, rolling 8-hour average
## "Component, Channel: TableAmbient_Hourly, O3_ppm"
## Month: Jul 2012

### Hour of day

| Day | 1 | 2 | 3 | 4 | 5 | 6 | 7 | 8 | 9 | 10 | 11 | 12 | 13 | 14 | 15 | 16 | 17 | 18 | 19 | 20 | 21 | 22 | 23 | 24 | Avg | Max | Min |
|---|---|---|---|---|---|---|---|---|---|---|---|---|---|---|---|---|---|---|---|---|---|---|---|---|---|---|---|
| 1 | 0.042 | 0.042 | -- | -- | -- | -- | -- | -- | -- | -- | 0.058 | 0.060 | 0.061 | 0.062 | 0.063 | 0.063 | 0.063 | 0.061 | 0.058 | 0.056 | 0.051 | 0.046 | 0.042 | 0.039 | -- | -- | -- |
| 2 | 0.037 | 0.036 | 0.035 | 0.036 | 0.038 | 0.041 | 0.043 | 0.047 | 0.050 | 0.055 | 0.059 | 0.061 | 0.061 | 0.061 | 0.059 | 0.057 | 0.053 | 0.047 | 0.042 | 0.040 | 0.037 | 0.036 | 0.034 | 0.032 | 0.046 | 0.061 | 0.032 |
| 3 | 0.032 | 0.032 | 0.032 | 0.033 | 0.034 | 0.035 | 0.038 | 0.042 | 0.045 | 0.048 | 0.051 | 0.053 | 0.054 | 0.054 | 0.052 | 0.050 | 0.048 | 0.045 | 0.042 | 0.040 | 0.038 | 0.037 | 0.037 | 0.036 | 0.042 | 0.054 | 0.032 |
| 4 | 0.036 | 0.037 | 0.038 | 0.039 | 0.039 | 0.039 | 0.040 | 0.040 | 0.041 | 0.041 | 0.039 | 0.038 | 0.038 | 0.036 | 0.034 | 0.031 | 0.028 | 0.025 | 0.023 | 0.022 | 0.019 | 0.016 | 0.015 | 0.014 | 0.032 | 0.041 | 0.014 |
| 5 | 0.016 | 0.018 | 0.020 | 0.021 | 0.022 | 0.024 | -- | -- | -- | -- | -- | -- | -- | -- | -- | -- | -- | -- | -- | -- | -- | -- | -- | -- | -- | -- | -- |
| 6 | -- | -- | -- | -- | -- | -- | -- | -- | -- | -- | -- | -- | -- | -- | -- | -- | -- | -- | -- | -- | -- | -- | -- | -- | -- | -- | -- |
| 7 | -- | 0.040 | 0.040 | 0.040 | 0.042 | 0.042 | 0.043 | 0.045 | 0.048 | 0.051 | 0.054 | 0.057 | 0.058 | 0.059 | 0.059 | 0.058 | 0.056 | 0.054 | 0.052 | 0.050 | 0.049 | 0.047 | 0.047 | 0.046 | 0.049 | 0.059 | 0.040 |
| 8 | 0.046 | 0.047 | 0.047 | 0.048 | 0.048 | 0.051 | 0.052 | 0.054 | 0.055 | 0.056 | 0.057 | 0.057 | 0.057 | 0.056 | 0.056 | 0.055 | 0.054 | 0.053 | 0.052 | 0.052 | 0.050 | 0.048 | 0.047 | 0.046 | 0.052 | 0.057 | 0.046 |
| 9 | 0.045 | 0.045 | 0.045 | 0.046 | 0.048 | 0.050 | 0.051 | 0.053 | 0.055 | 0.056 | 0.057 | 0.057 | 0.056 | 0.054 | 0.053 | 0.052 | 0.051 | 0.049 | 0.047 | 0.046 | 0.044 | 0.044 | 0.043 | 0.041 | 0.050 | 0.057 | 0.041 |
| 10 | 0.041 | 0.042 | 0.044 | 0.046 | 0.049 | 0.052 | 0.055 | 0.057 | 0.060 | 0.061 | 0.062 | 0.062 | 0.061 | 0.060 | 0.059 | 0.058 | 0.056 | 0.054 | 0.053 | 0.052 | 0.052 | 0.051 | 0.049 | 0.047 | 0.054 | 0.062 | 0.041 |
| 11 | 0.047 | -- | -- | -- | -- | -- | -- | -- | -- | -- | -- | -- | 0.065 | 0.064 | 0.064 | 0.063 | 0.062 | 0.061 | 0.061 | 0.060 | 0.058 | 0.056 | 0.055 | 0.054 | -- | -- | -- |
| 12 | 0.054 | 0.053 | 0.054 | 0.055 | 0.057 | 0.059 | 0.061 | 0.063 | 0.066 | 0.069 | 0.071 | 0.073 | 0.075 | 0.075 | 0.075 | 0.075 | 0.074 | 0.072 | 0.069 | 0.068 | 0.065 | 0.062 | 0.061 | 0.059 | 0.065 | 0.075 | 0.053 |
| 13 | 0.060 | 0.061 | 0.062 | 0.063 | 0.064 | 0.065 | 0.066 | 0.067 | 0.067 | 0.067 | 0.067 | 0.067 | 0.067 | 0.067 | 0.067 | 0.067 | 0.067 | 0.065 | 0.063 | 0.062 | 0.059 | 0.055 | 0.052 | 0.048 | 0.063 | 0.067 | 0.048 |
| 14 | 0.045 | 0.043 | 0.043 | 0.044 | 0.046 | 0.049 | 0.052 | 0.055 | 0.057 | 0.057 | 0.058 | 0.057 | 0.057 | 0.057 | 0.054 | 0.052 | 0.051 | 0.050 | 0.049 | 0.049 | 0.047 | 0.045 | 0.045 | 0.044 | 0.050 | 0.058 | 0.043 |
| 15 | 0.044 | 0.045 | 0.047 | 0.048 | 0.050 | 0.053 | 0.055 | 0.057 | 0.059 | 0.059 | 0.060 | 0.059 | 0.059 | 0.059 | 0.058 | 0.058 | 0.057 | 0.056 | 0.055 | 0.055 | 0.054 | 0.054 | 0.053 | 0.052 | 0.055 | 0.060 | 0.044 |
| 16 | 0.052 | 0.053 | 0.053 | 0.053 | 0.053 | 0.052 | 0.052 | 0.052 | 0.052 | 0.051 | 0.051 | 0.051 | 0.051 | 0.051 | 0.051 | 0.051 | 0.049 | 0.046 | 0.044 | 0.042 | 0.039 | 0.036 | 0.033 | 0.031 | 0.048 | 0.053 | 0.031 |
| 17 | 0.031 | 0.031 | 0.031 | 0.032 | 0.033 | 0.034 | 0.036 | 0.038 | 0.040 | 0.042 | 0.043 | 0.044 | 0.046 | 0.046 | 0.046 | 0.046 | 0.045 | 0.043 | 0.041 | 0.040 | 0.039 | 0.037 | 0.035 | 0.034 | 0.039 | 0.046 | 0.031 |
| 18 | 0.035 | 0.037 | 0.039 | 0.040 | 0.041 | 0.044 | 0.047 | 0.049 | 0.050 | 0.053 | 0.056 | 0.058 | 0.060 | 0.060 | 0.059 | 0.058 | 0.056 | 0.053 | 0.049 | 0.047 | 0.044 | 0.041 | 0.037 | 0.034 | 0.048 | 0.060 | 0.034 |
| 19 | 0.033 | 0.033 | 0.033 | 0.035 | 0.036 | 0.038 | 0.042 | 0.046 | 0.050 | 0.053 | 0.055 | 0.056 | 0.057 | 0.057 | 0.056 | 0.053 | 0.050 | 0.045 | 0.041 | 0.038 | 0.036 | 0.035 | 0.034 | 0.034 | 0.044 | 0.057 | 0.033 |
| 20 | 0.035 | 0.038 | 0.041 | 0.041 | 0.042 | 0.045 | 0.047 | 0.047 | 0.049 | 0.049 | 0.048 | 0.047 | 0.047 | 0.045 | 0.045 | 0.044 | 0.042 | 0.041 | 0.042 | 0.042 | 0.042 | 0.043 | 0.043 | 0.044 | 0.044 | 0.049 | 0.035 |
| 21 | 0.045 | 0.045 | 0.045 | 0.045 | 0.046 | 0.046 | 0.047 | 0.048 | 0.050 | 0.050 | 0.050 | 0.049 | 0.048 | 0.046 | 0.044 | 0.043 | 0.040 | 0.039 | 0.037 | 0.037 | 0.036 | 0.036 | 0.035 | 0.034 | 0.043 | 0.050 | 0.034 |
| 22 | 0.034 | 0.035 | 0.035 | 0.037 | 0.038 | 0.040 | 0.043 | 0.045 | 0.047 | 0.049 | 0.050 | 0.051 | 0.051 | 0.050 | 0.049 | 0.047 | 0.045 | 0.043 | 0.041 | 0.039 | 0.038 | 0.036 | 0.036 | 0.036 | 0.042 | 0.051 | 0.034 |
| 23 | 0.037 | 0.038 | 0.040 | 0.041 | 0.043 | 0.045 | 0.047 | 0.050 | 0.052 | 0.054 | 0.054 | 0.054 | 0.053 | 0.052 | 0.050 | 0.048 | 0.046 | 0.044 | 0.044 | 0.043 | 0.043 | 0.043 | 0.045 | 0.045 | 0.046 | 0.054 | 0.037 |
| 24 | 0.044 | 0.043 | 0.043 | 0.043 | 0.043 | 0.042 | 0.041 | 0.041 | 0.042 | 0.042 | 0.042 | 0.041 | 0.041 | 0.039 | 0.038 | 0.036 | 0.034 | 0.031 | 0.029 | 0.028 | 0.026 | 0.025 | 0.025 | 0.024 | 0.037 | 0.044 | 0.024 |
| 25 | 0.025 | 0.026 | 0.029 | 0.030 | 0.032 | 0.034 | 0.036 | 0.039 | 0.042 | 0.044 | 0.046 | 0.049 | 0.052 | 0.055 | 0.056 | 0.056 | 0.056 | 0.054 | 0.052 | 0.050 | 0.045 | 0.041 | 0.037 | 0.034 | 0.042 | 0.056 | 0.025 |
| 26 | 0.032 | 0.031 | 0.030 | 0.031 | 0.032 | 0.033 | 0.034 | 0.036 | 0.038 | 0.040 | 0.043 | 0.046 | 0.048 | 0.049 | 0.048 | 0.047 | 0.045 | 0.043 | 0.041 | 0.038 | 0.034 | 0.032 | 0.030 | 0.028 | 0.038 | 0.049 | 0.028 |
| 27 | 0.027 | 0.028 | 0.029 | 0.032 | 0.035 | 0.040 | 0.044 | 0.048 | 0.052 | 0.054 | 0.055 | 0.056 | 0.056 | 0.057 | 0.056 | 0.056 | 0.056 | 0.054 | 0.052 | 0.052 | 0.051 | 0.049 | 0.048 | 0.046 | 0.047 | 0.057 | 0.027 |
| 28 | 0.046 | 0.046 | 0.047 | 0.047 | 0.047 | 0.047 | 0.048 | 0.049 | 0.048 | 0.049 | 0.049 | 0.048 | 0.047 | 0.045 | 0.044 | 0.043 | 0.041 | 0.040 | 0.039 | 0.038 | 0.040 | 0.041 | 0.040 | 0.041 | 0.045 | 0.049 | 0.038 |
| 29 | 0.041 | 0.042 | 0.042 | 0.043 | 0.043 | 0.044 | 0.045 | 0.047 | 0.048 | 0.049 | 0.050 | 0.050 | 0.050 | 0.049 | 0.047 | 0.046 | 0.046 | 0.044 | 0.041 | 0.040 | 0.037 | 0.035 | 0.033 | 0.031 | 0.043 | 0.050 | 0.031 |
| 30 | 0.030 | 0.030 | 0.031 | 0.033 | 0.035 | 0.037 | 0.038 | 0.041 | 0.043 | 0.044 | 0.046 | 0.047 | 0.048 | 0.048 | 0.048 | 0.047 | 0.046 | 0.046 | 0.046 | 0.045 | 0.045 | 0.044 | 0.042 | 0.041 | 0.042 | 0.048 | 0.030 |
| 31 | 0.040 | 0.039 | 0.038 | 0.039 | 0.040 | 0.042 | 0.044 | 0.047 | 0.049 | 0.050 | 0.051 | 0.050 | 0.049 | 0.048 | 0.047 | 0.046 | 0.045 | 0.043 | 0.041 | 0.041 | 0.039 | 0.036 | 0.033 | 0.031 | 0.043 | 0.051 | 0.031 |
| Avg | 0.039 | 0.039 | 0.040 | 0.041 | 0.042 | 0.044 | 0.046 | 0.048 | 0.050 | 0.052 | 0.053 | 0.054 | 0.054 | 0.054 | 0.053 | 0.052 | 0.050 | 0.048 | 0.047 | 0.045 | 0.043 | 0.042 | 0.040 | 0.039 | 0.046 | -- | -- |
| Max | 0.060 | 0.061 | 0.062 | 0.063 | 0.064 | 0.065 | 0.066 | 0.067 | 0.067 | 0.069 | 0.071 | 0.073 | 0.075 | 0.075 | 0.075 | 0.075 | 0.074 | 0.072 | 0.069 | 0.068 | 0.065 | 0.062 | 0.061 | 0.059 | -- | 0.075 | -- |
| Min | 0.016 | 0.018 | 0.020 | 0.021 | 0.022 | 0.024 | 0.034 | 0.036 | 0.038 | 0.040 | 0.039 | 0.038 | 0.038 | 0.036 | 0.034 | 0.031 | 0.028 | 0.025 | 0.023 | 0.022 | 0.019 | 0.016 | 0.015 | 0.014 | -- | -- | 0.014 |

-- Indicates Invalid Data

## SAROAD for Resolution, East_Plant, rolling 8-hour average
## "Component, Channel: TableAmbient_Hourly, O3_ppm"
## Month: Aug 2012

### Hour of day

| Day | 1 | 2 | 3 | 4 | 5 | 6 | 7 | 8 | 9 | 10 | 11 | 12 | 13 | 14 | 15 | 16 | 17 | 18 | 19 | 20 | 21 | 22 | 23 | 24 | Avg | Max | Min |
|---|---|---|---|---|---|---|---|---|---|---|---|---|---|---|---|---|---|---|---|---|---|---|---|---|---|---|---|
| 1 | 0.030 | 0.031 | 0.033 | 0.033 | 0.032 | 0.033 | 0.031 | 0.030 | 0.027 | 0.023 | 0.019 | 0.019 | 0.017 | 0.016 | 0.015 | 0.015 | 0.014 | 0.016 | 0.018 | 0.018 | 0.021 | 0.025 | 0.029 | 0.031 | 0.024 | 0.033 | 0.014 |
| 2 | 0.035 | 0.038 | 0.042 | 0.043 | 0.044 | 0.045 | 0.046 | 0.049 | 0.050 | 0.051 | 0.052 | 0.053 | 0.054 | 0.054 | 0.055 | 0.054 | 0.052 | 0.050 | 0.048 | 0.047 | 0.044 | 0.042 | 0.039 | 0.038 | 0.047 | 0.055 | 0.035 |
| 3 | 0.037 | 0.038 | 0.039 | 0.040 | 0.043 | 0.045 | 0.047 | 0.049 | 0.051 | 0.053 | 0.053 | 0.053 | 0.053 | 0.053 | 0.052 | 0.051 | 0.050 | 0.049 | 0.048 | 0.047 | 0.045 | 0.043 | 0.041 | 0.041 | 0.047 | 0.053 | 0.037 |
| 4 | 0.040 | 0.041 | 0.042 | 0.043 | 0.046 | 0.048 | 0.051 | 0.053 | 0.054 | 0.056 | 0.056 | 0.056 | 0.055 | 0.054 | 0.053 | 0.052 | 0.050 | 0.049 | 0.047 | 0.045 | 0.043 | 0.041 | 0.039 | 0.039 | 0.048 | 0.056 | 0.039 |
| 5 | 0.039 | 0.040 | 0.042 | 0.043 | 0.044 | 0.047 | 0.050 | 0.053 | 0.056 | 0.057 | 0.058 | 0.059 | 0.059 | 0.059 | 0.059 | 0.058 | 0.058 | 0.058 | 0.057 | 0.057 | 0.056 | 0.056 | 0.055 | 0.053 | 0.053 | 0.059 | 0.039 |
| 6 | 0.052 | 0.050 | 0.049 | 0.049 | 0.048 | 0.047 | 0.047 | 0.048 | 0.049 | 0.050 | 0.052 | 0.053 | 0.053 | 0.053 | 0.054 | 0.055 | 0.055 | 0.054 | 0.053 | 0.053 | 0.052 | 0.051 | 0.048 | 0.045 | 0.051 | 0.055 | 0.045 |
| 7 | 0.044 | 0.044 | 0.043 | 0.045 | 0.047 | 0.050 | 0.053 | 0.056 | 0.059 | 0.061 | 0.064 | 0.068 | 0.069 | 0.070 | 0.071 | 0.071 | 0.069 | 0.066 | 0.062 | 0.059 | 0.055 | 0.052 | 0.048 | 0.043 | 0.057 | 0.071 | 0.043 |
| 8 | 0.041 | 0.041 | 0.041 | 0.044 | 0.045 | 0.047 | 0.050 | 0.055 | 0.060 | 0.064 | 0.066 | 0.066 | 0.066 | 0.065 | 0.064 | 0.064 | 0.062 | 0.058 | 0.056 | 0.056 | 0.053 | 0.052 | 0.051 | 0.049 | 0.055 | 0.066 | 0.041 |
| 9 | 0.048 | 0.048 | 0.049 | 0.050 | 0.053 | 0.055 | 0.056 | 0.058 | 0.060 | 0.061 | 0.062 | 0.062 | 0.062 | 0.060 | 0.058 | 0.057 | 0.056 | 0.055 | 0.054 | 0.053 | 0.051 | 0.051 | 0.050 | 0.049 | 0.055 | 0.062 | 0.048 |
| 10 | 0.047 | 0.045 | 0.046 | 0.048 | 0.049 | 0.050 | 0.052 | 0.054 | 0.055 | 0.057 | 0.057 | 0.057 | 0.056 | 0.055 | 0.054 | 0.053 | 0.051 | 0.049 | 0.047 | 0.045 | 0.044 | 0.042 | 0.041 | 0.040 | 0.050 | 0.057 | 0.040 |
| 11 | 0.040 | 0.041 | 0.042 | 0.043 | 0.045 | 0.047 | 0.049 | 0.051 | 0.052 | 0.053 | 0.054 | 0.054 | 0.054 | 0.055 | 0.056 | 0.057 | 0.057 | 0.056 | 0.054 | 0.055 | 0.053 | 0.052 | 0.049 | 0.047 | 0.051 | 0.057 | 0.040 |
| 12 | 0.046 | 0.046 | 0.046 | 0.047 | 0.049 | 0.050 | 0.051 | 0.052 | 0.053 | 0.055 | 0.056 | 0.057 | 0.057 | 0.058 | 0.058 | 0.057 | 0.056 | 0.054 | 0.052 | 0.051 | 0.049 | 0.047 | 0.046 | 0.045 | 0.052 | 0.058 | 0.045 |
| 13 | 0.044 | 0.044 | 0.045 | 0.046 | 0.046 | 0.048 | 0.049 | 0.051 | 0.053 | 0.054 | 0.055 | 0.055 | 0.055 | 0.055 | 0.054 | 0.054 | 0.054 | 0.053 | 0.052 | 0.052 | 0.051 | 0.049 | 0.048 | 0.047 | 0.051 | 0.055 | 0.044 |
| 14 | 0.046 | 0.046 | 0.047 | 0.049 | 0.051 | 0.053 | 0.055 | 0.056 | 0.058 | 0.060 | 0.062 | 0.063 | 0.062 | 0.060 | 0.059 | 0.059 | 0.058 | 0.057 | 0.054 | 0.051 | 0.050 | 0.049 | 0.047 | 0.044 | 0.054 | 0.063 | 0.044 |
| 15 | 0.042 | 0.041 | 0.040 | 0.041 | 0.042 | 0.043 | 0.047 | 0.050 | 0.053 | 0.056 | 0.058 | 0.059 | 0.059 | 0.058 | 0.056 | 0.054 | 0.050 | 0.047 | 0.045 | 0.043 | 0.043 | 0.042 | 0.041 | 0.041 | 0.048 | 0.059 | 0.040 |
| 16 | 0.041 | 0.041 | 0.041 | 0.042 | 0.042 | 0.043 | 0.044 | 0.046 | 0.047 | 0.049 | 0.052 | 0.054 | 0.057 | 0.058 | 0.060 | 0.061 | 0.061 | 0.059 | 0.057 | 0.056 | 0.052 | 0.049 | 0.046 | 0.043 | 0.050 | 0.061 | 0.041 |
| 17 | 0.042 | 0.041 | 0.041 | 0.042 | 0.043 | 0.045 | 0.047 | 0.049 | 0.051 | 0.052 | 0.053 | 0.053 | 0.053 | 0.051 | 0.048 | 0.046 | 0.044 | 0.043 | 0.041 | 0.039 | 0.037 | 0.036 | 0.035 | 0.034 | 0.044 | 0.053 | 0.034 |
| 18 | 0.033 | 0.032 | 0.032 | 0.033 | 0.034 | 0.035 | 0.036 | 0.038 | 0.041 | 0.044 | 0.046 | 0.048 | 0.049 | 0.050 | 0.050 | 0.050 | 0.047 | 0.045 | 0.042 | 0.041 | 0.039 | 0.036 | 0.034 | 0.031 | 0.040 | 0.050 | 0.031 |
| 19 | 0.031 | 0.031 | 0.031 | 0.033 | 0.034 | 0.037 | 0.039 | 0.042 | 0.045 | 0.047 | 0.049 | 0.050 | 0.051 | 0.052 | 0.052 | 0.052 | 0.051 | 0.051 | 0.049 | 0.048 | 0.047 | 0.045 | 0.044 | 0.042 | 0.044 | 0.052 | 0.031 |
| 20 | 0.042 | 0.042 | 0.042 | 0.044 | 0.047 | 0.049 | 0.052 | 0.054 | 0.056 | 0.058 | 0.059 | 0.060 | 0.059 | 0.059 | 0.057 | 0.056 | 0.055 | 0.053 | 0.050 | 0.049 | 0.046 | 0.044 | 0.041 | 0.039 | 0.051 | 0.060 | 0.039 |
| 21 | 0.036 | 0.033 | 0.032 | 0.033 | 0.034 | 0.034 | 0.036 | 0.038 | 0.041 | 0.046 | 0.049 | 0.051 | 0.052 | 0.052 | 0.052 | 0.052 | 0.050 | 0.046 | 0.044 | 0.043 | 0.041 | 0.040 | 0.038 | 0.036 | 0.042 | 0.052 | 0.032 |
| 22 | 0.035 | 0.035 | 0.034 | 0.033 | 0.033 | 0.034 | 0.036 | 0.038 | 0.039 | 0.040 | 0.041 | 0.042 | 0.043 | 0.042 | 0.040 | 0.037 | 0.036 | 0.034 | 0.031 | 0.030 | 0.029 | 0.029 | 0.029 | 0.030 | 0.035 | 0.043 | 0.029 |
| 23 | 0.031 | 0.030 | 0.032 | 0.031 | 0.032 | 0.031 | 0.030 | 0.031 | 0.031 | 0.032 | 0.033 | 0.034 | 0.035 | 0.035 | 0.035 | 0.033 | 0.030 | 0.028 | 0.026 | 0.025 | 0.023 | 0.021 | 0.020 | 0.020 | 0.030 | 0.035 | 0.020 |
| 24 | 0.021 | 0.022 | 0.024 | 0.025 | 0.025 | 0.027 | 0.029 | 0.031 | 0.032 | 0.032 | 0.033 | 0.034 | 0.035 | 0.037 | 0.038 | 0.039 | 0.040 | 0.041 | 0.041 | 0.041 | 0.041 | 0.041 | 0.040 | 0.039 | 0.034 | 0.041 | 0.021 |
| 25 | 0.038 | 0.038 | 0.038 | 0.039 | 0.039 | 0.039 | 0.039 | 0.041 | 0.043 | 0.045 | 0.048 | 0.050 | 0.050 | 0.051 | 0.051 | 0.051 | 0.049 | 0.047 | 0.043 | 0.042 | 0.040 | 0.037 | 0.035 | 0.034 | 0.043 | 0.051 | 0.034 |
| 26 | 0.032 | 0.032 | 0.033 | 0.034 | 0.034 | 0.035 | 0.035 | 0.036 | 0.038 | 0.040 | 0.042 | 0.043 | 0.045 | 0.046 | 0.046 | 0.046 | 0.045 | 0.044 | 0.041 | 0.040 | 0.039 | 0.039 | 0.039 | 0.040 | 0.039 | 0.046 | 0.032 |
| 27 | 0.041 | 0.042 | 0.043 | 0.044 | 0.045 | 0.047 | 0.048 | 0.049 | 0.051 | 0.052 | 0.053 | 0.053 | 0.053 | 0.051 | 0.049 | 0.047 | 0.046 | 0.043 | 0.041 | 0.040 | 0.038 | 0.038 | 0.037 | 0.036 | 0.045 | 0.053 | 0.036 |
| 28 | 0.036 | 0.036 | 0.037 | 0.038 | 0.039 | 0.040 | 0.042 | 0.043 | 0.044 | 0.045 | 0.045 | 0.046 | 0.045 | 0.044 | 0.042 | 0.041 | 0.040 | 0.040 | 0.040 | 0.039 | 0.040 | 0.040 | 0.040 | 0.040 | 0.041 | 0.046 | 0.036 |
| 29 | 0.039 | 0.039 | 0.039 | 0.041 | 0.043 | 0.046 | 0.049 | 0.052 | 0.055 | 0.057 | 0.059 | 0.060 | 0.061 | 0.061 | 0.062 | 0.063 | 0.063 | 0.062 | 0.059 | 0.058 | 0.053 | 0.049 | 0.043 | 0.037 | 0.052 | 0.063 | 0.037 |
| 30 | 0.033 | 0.030 | 0.030 | 0.031 | 0.033 | 0.035 | 0.038 | 0.041 | 0.043 | 0.042 | 0.042 | 0.046 | 0.049 | 0.050 | 0.049 | 0.048 | 0.047 | 0.048 | 0.047 | 0.045 | 0.040 | 0.037 | 0.035 | 0.033 | 0.041 | 0.050 | 0.030 |
| 31 | 0.032 | 0.032 | 0.033 | 0.035 | 0.037 | 0.039 | 0.042 | 0.045 | 0.048 | 0.051 | 0.053 | 0.055 | 0.057 | 0.058 | 0.058 | 0.059 | 0.059 | 0.057 | 0.055 | 0.054 | 0.051 | 0.049 | 0.047 | 0.046 | 0.048 | 0.059 | 0.032 |
| Avg | 0.038 | 0.038 | 0.039 | 0.040 | 0.041 | 0.043 | 0.044 | 0.046 | 0.048 | 0.050 | 0.051 | 0.052 | 0.052 | 0.052 | 0.052 | 0.051 | 0.050 | 0.049 | 0.047 | 0.046 | 0.044 | 0.043 | 0.041 | 0.040 | 0.046 | -- | -- |
| Max | 0.052 | 0.050 | 0.049 | 0.050 | 0.053 | 0.055 | 0.056 | 0.058 | 0.060 | 0.064 | 0.066 | 0.068 | 0.069 | 0.070 | 0.071 | 0.071 | 0.069 | 0.066 | 0.062 | 0.059 | 0.056 | 0.056 | 0.055 | 0.053 | -- | 0.071 | -- |
| Min | 0.021 | 0.022 | 0.024 | 0.025 | 0.025 | 0.027 | 0.029 | 0.030 | 0.027 | 0.023 | 0.019 | 0.019 | 0.017 | 0.016 | 0.015 | 0.015 | 0.014 | 0.016 | 0.018 | 0.018 | 0.021 | 0.021 | 0.020 | 0.020 | -- | -- | 0.014 |

# SAROAD for Resolution, East_Plant, rolling 8-hour average
# "Component, Channel: TableAmbient_Hourly, O3_ppm"
# Month: Sep 2012

## Hour of day

| Day | 1 | 2 | 3 | 4 | 5 | 6 | 7 | 8 | 9 | 10 | 11 | 12 | 13 | 14 | 15 | 16 | 17 | 18 | 19 | 20 | 21 | 22 | 23 | 24 | Avg | Max | Min |
|---|---|---|---|---|---|---|---|---|---|---|---|---|---|---|---|---|---|---|---|---|---|---|---|---|---|---|---|
| 1 | 0.045 | 0.045 | 0.047 | 0.048 | 0.050 | 0.053 | 0.055 | 0.057 | 0.059 | 0.059 | 0.060 | 0.061 | 0.060 | 0.059 | 0.059 | 0.059 | 0.058 | 0.057 | 0.056 | 0.055 | 0.052 | 0.049 | 0.046 | 0.044 | 0.054 | 0.061 | 0.044 |
| 2 | 0.042 | 0.041 | 0.042 | 0.043 | 0.044 | 0.045 | 0.047 | 0.048 | 0.049 | 0.050 | 0.051 | 0.053 | 0.054 | 0.054 | 0.053 | 0.052 | 0.051 | 0.049 | 0.048 | 0.046 | 0.043 | 0.041 | 0.040 | 0.040 | 0.047 | 0.054 | 0.040 |
| 3 | 0.039 | 0.040 | 0.041 | 0.042 | 0.043 | 0.044 | 0.045 | 0.046 | 0.048 | 0.050 | 0.052 | 0.053 | 0.053 | 0.053 | 0.053 | 0.052 | 0.049 | 0.046 | 0.043 | 0.042 | 0.041 | 0.040 | 0.039 | 0.040 | 0.046 | 0.053 | 0.039 |
| 4 | 0.040 | 0.040 | 0.040 | 0.041 | 0.041 | 0.042 | 0.043 | 0.044 | 0.046 | 0.050 | 0.052 | 0.053 | 0.053 | 0.052 | 0.051 | 0.048 | 0.046 | 0.041 | 0.037 | 0.035 | 0.033 | 0.032 | 0.031 | 0.031 | 0.043 | 0.053 | 0.031 |
| 5 | 0.031 | 0.032 | 0.033 | 0.034 | 0.036 | 0.037 | 0.040 | 0.044 | 0.048 | 0.051 | 0.055 | 0.058 | 0.060 | 0.061 | 0.060 | 0.058 | 0.055 | 0.051 | 0.046 | 0.043 | 0.038 | 0.034 | 0.031 | 0.028 | 0.044 | 0.061 | 0.028 |
| 6 | 0.026 | 0.025 | 0.025 | 0.026 | 0.027 | 0.029 | 0.031 | 0.034 | 0.036 | 0.040 | 0.043 | 0.044 | 0.044 | 0.045 | 0.043 | 0.042 | 0.040 | 0.037 | 0.032 | 0.031 | 0.030 | 0.028 | 0.028 | 0.028 | 0.034 | 0.045 | 0.025 |
| 7 | 0.028 | 0.028 | 0.029 | 0.029 | 0.029 | 0.030 | 0.031 | 0.032 | 0.033 | 0.035 | 0.037 | 0.039 | 0.040 | 0.040 | 0.039 | 0.038 | 0.036 | 0.033 | 0.031 | 0.030 | 0.028 | 0.028 | 0.028 | 0.029 | 0.033 | 0.040 | 0.028 |
| 8 | 0.031 | 0.034 | 0.036 | 0.037 | 0.039 | 0.040 | 0.042 | 0.043 | 0.044 | 0.045 | 0.046 | 0.046 | 0.046 | 0.046 | 0.045 | 0.045 | 0.044 | 0.043 | 0.043 | 0.042 | 0.041 | 0.041 | 0.040 | 0.040 | 0.042 | 0.046 | 0.031 |
| 9 | 0.040 | 0.040 | 0.039 | 0.039 | 0.039 | 0.039 | 0.039 | 0.040 | 0.040 | 0.041 | 0.042 | 0.042 | 0.042 | 0.043 | 0.042 | 0.041 | 0.040 | 0.040 | 0.040 | 0.039 | 0.037 | 0.036 | 0.034 | 0.034 | 0.040 | 0.043 | 0.034 |
| 10 | 0.034 | 0.034 | 0.035 | 0.036 | 0.037 | 0.039 | 0.042 | 0.044 | 0.045 | 0.046 | 0.047 | 0.048 | 0.048 | 0.047 | 0.046 | 0.045 | 0.044 | 0.042 | 0.040 | 0.039 | 0.037 | 0.036 | 0.034 | 0.032 | 0.041 | 0.048 | 0.032 |
| 11 | 0.031 | 0.031 | 0.031 | 0.032 | 0.034 | 0.036 | 0.038 | 0.040 | 0.042 | 0.043 | 0.044 | 0.044 | 0.043 | 0.043 | 0.042 | 0.042 | 0.041 | 0.040 | 0.039 | 0.039 | 0.038 | 0.038 | 0.037 | 0.037 | 0.039 | 0.044 | 0.031 |
| 12 | 0.036 | 0.034 | 0.034 | 0.034 | 0.035 | 0.035 | 0.036 | 0.038 | 0.040 | 0.043 | 0.046 | 0.050 | 0.054 | 0.056 | 0.057 | 0.058 | 0.057 | 0.054 | 0.051 | 0.049 | 0.045 | 0.044 | 0.042 | 0.040 | 0.045 | 0.058 | 0.034 |
| 13 | 0.039 | 0.039 | 0.040 | 0.040 | 0.040 | 0.040 | 0.041 | 0.041 | 0.042 | -- | -- | -- | -- | -- | -- | -- | -- | -- | -- | -- | -- | -- | -- | -- | -- | -- | -- |
| 14 | -- | -- | -- | -- | -- | -- | -- | -- | -- | -- | -- | -- | -- | -- | -- | -- | -- | -- | -- | -- | -- | -- | -- | -- | -- | -- | -- |
| 15 | -- | -- | -- | -- | -- | -- | -- | -- | -- | -- | -- | -- | -- | -- | -- | -- | -- | -- | -- | -- | -- | -- | -- | -- | -- | -- | -- |
| 16 | -- | 0.027 | 0.031 | 0.034 | 0.039 | 0.043 | 0.048 | 0.050 | 0.053 | 0.055 | 0.057 | 0.060 | 0.062 | 0.063 | 0.063 | 0.063 | 0.063 | 0.062 | 0.059 | 0.057 | 0.053 | 0.049 | 0.047 | 0.045 | 0.051 | 0.063 | 0.027 |
| 17 | 0.042 | 0.041 | 0.040 | 0.041 | 0.042 | 0.043 | 0.044 | 0.045 | 0.047 | 0.049 | 0.051 | 0.053 | 0.054 | 0.055 | 0.055 | 0.054 | 0.053 | 0.052 | 0.051 | 0.049 | 0.046 | 0.045 | 0.043 | 0.042 | 0.047 | 0.055 | 0.040 |
| 18 | 0.041 | 0.040 | 0.040 | 0.041 | 0.042 | 0.044 | 0.046 | 0.048 | 0.051 | 0.052 | 0.053 | 0.055 | 0.055 | 0.055 | 0.054 | 0.053 | 0.050 | 0.050 | 0.050 | 0.049 | 0.047 | 0.047 | 0.046 | 0.046 | 0.048 | 0.055 | 0.040 |
| 19 | 0.047 | 0.046 | 0.045 | 0.045 | 0.046 | 0.046 | 0.047 | 0.048 | 0.049 | 0.050 | 0.051 | 0.051 | 0.050 | 0.050 | 0.050 | 0.048 | 0.046 | 0.046 | 0.046 | 0.045 | 0.046 | 0.046 | 0.046 | 0.048 | 0.048 | 0.051 | 0.045 |
| 20 | 0.048 | 0.047 | 0.047 | 0.048 | 0.049 | 0.050 | 0.050 | 0.051 | 0.053 | 0.055 | 0.056 | 0.057 | 0.056 | 0.056 | 0.056 | 0.056 | 0.055 | 0.053 | 0.050 | 0.050 | 0.048 | 0.045 | 0.041 | 0.040 | 0.051 | 0.057 | 0.040 |
| 21 | 0.038 | 0.038 | 0.039 | 0.040 | 0.041 | 0.043 | 0.046 | 0.047 | 0.049 | 0.050 | 0.051 | 0.051 | 0.051 | 0.052 | 0.052 | 0.051 | 0.050 | 0.048 | 0.046 | 0.046 | 0.044 | 0.042 | 0.041 | 0.041 | 0.046 | 0.052 | 0.038 |
| 22 | 0.042 | 0.043 | 0.045 | 0.045 | 0.047 | 0.049 | 0.050 | 0.050 | 0.051 | 0.052 | 0.051 | 0.049 | 0.047 | 0.045 | 0.044 | 0.042 | 0.041 | 0.039 | 0.037 | 0.038 | 0.039 | 0.040 | 0.040 | 0.040 | 0.044 | 0.052 | 0.037 |
| 23 | 0.041 | 0.042 | 0.043 | 0.044 | 0.044 | 0.045 | 0.046 | 0.048 | 0.049 | 0.050 | 0.051 | 0.052 | 0.053 | 0.053 | 0.054 | 0.054 | 0.055 | 0.055 | 0.054 | 0.054 | 0.052 | 0.049 | 0.046 | 0.044 | 0.049 | 0.055 | 0.041 |
| 24 | 0.040 | 0.038 | 0.038 | 0.039 | 0.040 | 0.041 | 0.042 | 0.044 | 0.046 | 0.048 | 0.048 | 0.049 | 0.050 | 0.050 | 0.049 | 0.048 | 0.046 | 0.045 | 0.044 | 0.043 | 0.041 | 0.038 | 0.037 | 0.035 | 0.043 | 0.050 | 0.035 |
| 25 | 0.035 | 0.034 | 0.034 | 0.035 | 0.036 | 0.037 | 0.038 | 0.040 | 0.042 | 0.044 | 0.044 | 0.044 | 0.045 | 0.045 | 0.044 | 0.043 | 0.040 | 0.038 | 0.037 | 0.036 | 0.033 | 0.031 | 0.029 | 0.028 | 0.038 | 0.045 | 0.028 |
| 26 | 0.027 | 0.028 | 0.029 | 0.030 | 0.032 | 0.034 | 0.036 | 0.038 | 0.040 | 0.042 | 0.042 | 0.043 | 0.044 | 0.044 | 0.043 | 0.043 | 0.042 | 0.040 | 0.039 | 0.038 | 0.036 | 0.034 | 0.034 | 0.034 | 0.037 | 0.044 | 0.027 |
| 27 | 0.034 | 0.035 | 0.036 | 0.038 | 0.039 | 0.041 | 0.043 | 0.044 | 0.046 | 0.047 | 0.047 | 0.047 | 0.047 | 0.047 | 0.047 | 0.046 | 0.045 | 0.044 | 0.042 | 0.042 | 0.040 | 0.038 | 0.037 | 0.037 | 0.042 | 0.047 | 0.034 |
| 28 | 0.037 | 0.037 | 0.038 | 0.038 | 0.039 | 0.039 | 0.040 | 0.041 | 0.043 | 0.044 | 0.046 | 0.046 | 0.047 | 0.046 | 0.045 | 0.044 | 0.043 | 0.041 | 0.040 | 0.039 | 0.038 | 0.037 | 0.036 | 0.035 | 0.041 | 0.047 | 0.035 |
| 29 | 0.035 | 0.034 | 0.034 | 0.035 | 0.037 | 0.038 | 0.040 | 0.042 | 0.044 | 0.046 | 0.047 | 0.049 | 0.051 | 0.051 | 0.052 | 0.052 | 0.051 | 0.050 | 0.049 | 0.047 | 0.046 | 0.045 | 0.043 | 0.043 | 0.044 | 0.052 | 0.034 |
| 30 | 0.042 | 0.042 | 0.042 | 0.043 | 0.044 | 0.045 | 0.047 | 0.048 | 0.050 | 0.052 | 0.052 | 0.053 | 0.054 | 0.055 | 0.055 | 0.054 | 0.053 | 0.052 | 0.051 | 0.049 | 0.047 | 0.044 | 0.042 | 0.041 | 0.048 | 0.055 | 0.041 |
| Avg | 0.037 | 0.037 | 0.038 | 0.038 | 0.040 | 0.041 | 0.043 | 0.044 | 0.046 | 0.048 | 0.049 | 0.050 | 0.051 | 0.051 | 0.050 | 0.049 | 0.048 | 0.046 | 0.044 | 0.043 | 0.041 | 0.040 | 0.039 | 0.038 | 0.044 | -- | -- |
| Max | 0.048 | 0.047 | 0.047 | 0.048 | 0.050 | 0.053 | 0.055 | 0.057 | 0.059 | 0.059 | 0.060 | 0.061 | 0.062 | 0.063 | 0.063 | 0.063 | 0.063 | 0.062 | 0.059 | 0.057 | 0.053 | 0.049 | 0.047 | 0.048 | -- | 0.063 | -- |
| Min | 0.026 | 0.025 | 0.025 | 0.026 | 0.027 | 0.029 | 0.031 | 0.032 | 0.033 | 0.035 | 0.037 | 0.039 | 0.040 | 0.040 | 0.039 | 0.038 | 0.036 | 0.033 | 0.031 | 0.030 | 0.028 | 0.028 | 0.028 | 0.028 | -- | -- | 0.025 |

-- Indicates Invalid Data

# SAROAD for Resolution, East_Plant
# "Component, Channel: TableAmbient_Hourly, O3_ppm"
# Month: Jul 2012

## Hour of day

| Day | 1 | 2 | 3 | 4 | 5 | 6 | 7 | 8 | 9 | 10 | 11 | 12 | 13 | 14 | 15 | 16 | 17 | 18 | 19 | 20 | 21 | 22 | 23 | 24 | Avg | Max | Min |
|---|---|---|---|---|---|---|---|---|---|---|---|---|---|---|---|---|---|---|---|---|---|---|---|---|---|---|---|
| 1 | 0.044 | 0.045 | -- | 0.043 | 0.039 | 0.042 | 0.038 | 0.044 | -- | -- | -- | -- | 0.052 | 0.052 | 0.056 | 0.057 | 0.059 | 0.070 | 0.074 | 0.066 | 0.064 | 0.059 | 0.057 | 0.054 | 0.053 | 0.074 | 0.038 |
| 2 | 0.048 | 0.044 | -- | 0.031 | 0.028 | 0.034 | 0.031 | 0.039 | 0.040 | 0.041 | 0.046 | 0.047 | 0.048 | 0.055 | 0.057 | 0.069 | 0.078 | 0.071 | 0.059 | 0.052 | 0.045 | 0.043 | 0.041 | 0.034 | 0.047 | 0.078 | 0.028 |
| 3 | 0.032 | 0.031 | -- | 0.035 | 0.033 | 0.030 | 0.030 | 0.030 | 0.034 | 0.035 | 0.036 | 0.041 | 0.046 | 0.056 | 0.059 | 0.054 | 0.057 | 0.060 | 0.055 | 0.048 | 0.045 | 0.041 | 0.038 | 0.038 | 0.042 | 0.060 | 0.030 |
| 4 | 0.036 | 0.034 | -- | 0.037 | 0.038 | 0.035 | 0.037 | 0.036 | 0.042 | 0.043 | 0.043 | 0.036 | 0.039 | 0.042 | 0.043 | 0.044 | 0.035 | 0.032 | 0.033 | 0.033 | 0.030 | 0.021 | 0.017 | 0.020 | 0.035 | 0.044 | 0.017 |
| 5 | 0.014 | 0.018 | -- | 0.015 | 0.011 | 0.008 | 0.015 | 0.031 | 0.027 | 0.030 | 0.033 | -- | -- | -- | -- | -- | -- | -- | -- | -- | -- | -- | -- | -- | -- | -- | -- |
| 6 | -- | -- | -- | -- | -- | -- | -- | -- | -- | -- | -- | -- | -- | -- | -- | -- | -- | -- | -- | -- | -- | -- | -- | -- | -- | -- | -- |
| 7 | -- | -- | -- | 0.037 | 0.043 | 0.043 | 0.038 | 0.039 | 0.039 | 0.040 | 0.043 | 0.047 | 0.048 | 0.049 | 0.052 | 0.063 | 0.066 | 0.062 | 0.064 | 0.060 | 0.051 | 0.049 | 0.048 | 0.048 | 0.049 | 0.066 | 0.037 |
| 8 | 0.047 | 0.046 | -- | 0.052 | 0.041 | 0.043 | 0.045 | 0.048 | 0.051 | 0.046 | 0.056 | 0.058 | 0.058 | 0.056 | 0.059 | 0.059 | 0.056 | 0.055 | 0.057 | 0.054 | 0.053 | 0.055 | 0.050 | 0.050 | 0.052 | 0.059 | 0.041 |
| 9 | 0.051 | 0.047 | -- | 0.043 | 0.040 | 0.044 | 0.043 | 0.048 | 0.046 | 0.051 | 0.053 | 0.055 | 0.057 | 0.057 | 0.059 | 0.061 | 0.056 | 0.058 | 0.055 | 0.049 | 0.040 | 0.049 | 0.051 | 0.049 | 0.051 | 0.061 | 0.040 |
| 10 | 0.043 | 0.040 | -- | 0.035 | 0.039 | 0.041 | 0.042 | 0.045 | 0.051 | 0.056 | 0.059 | 0.061 | 0.061 | 0.062 | 0.063 | 0.064 | 0.063 | 0.062 | 0.059 | 0.052 | 0.053 | 0.058 | 0.055 | 0.049 | 0.053 | 0.064 | 0.035 |
| 11 | 0.048 | 0.052 | -- | 0.049 | 0.047 | 0.043 | 0.043 | -- | -- | -- | -- | -- | -- | -- | 0.063 | 0.064 | 0.063 | 0.064 | 0.068 | 0.066 | 0.061 | 0.060 | 0.055 | 0.056 | -- | -- | -- |
| 12 | 0.062 | 0.058 | -- | 0.053 | 0.050 | 0.052 | 0.050 | 0.051 | 0.055 | 0.063 | 0.065 | 0.068 | 0.068 | 0.067 | 0.065 | 0.074 | 0.079 | 0.079 | 0.083 | 0.081 | 0.073 | 0.066 | 0.065 | 0.064 | 0.065 | 0.083 | 0.050 |
| 13 | 0.063 | 0.061 | -- | 0.060 | 0.058 | 0.053 | 0.057 | 0.066 | 0.070 | 0.070 | 0.069 | 0.069 | -- | 0.064 | 0.064 | 0.066 | 0.069 | 0.069 | 0.068 | 0.070 | 0.067 | 0.064 | 0.064 | 0.064 | 0.065 | 0.070 | 0.053 |
| 14 | 0.057 | 0.052 | -- | 0.045 | 0.040 | 0.039 | 0.039 | 0.043 | -- | 0.052 | 0.053 | 0.058 | 0.059 | 0.060 | 0.060 | 0.059 | 0.056 | 0.055 | 0.049 | 0.057 | 0.055 | 0.042 | 0.046 | 0.046 | 0.051 | 0.060 | 0.039 |
| 15 | 0.049 | 0.045 | -- | 0.046 | 0.041 | 0.041 | 0.042 | 0.045 | 0.055 | 0.057 | 0.060 | 0.060 | 0.062 | 0.060 | 0.058 | 0.059 | 0.060 | 0.062 | 0.056 | 0.059 | 0.058 | 0.056 | 0.055 | 0.054 | 0.054 | 0.062 | 0.041 |
| 16 | 0.052 | 0.053 | -- | 0.053 | 0.053 | 0.049 | 0.050 | 0.054 | 0.057 | 0.054 | 0.055 | 0.052 | 0.048 | 0.048 | 0.049 | 0.051 | 0.053 | 0.053 | 0.055 | 0.053 | 0.050 | 0.048 | 0.042 | 0.035 | 0.051 | 0.057 | 0.035 |
| 17 | 0.035 | 0.033 | -- | 0.030 | 0.029 | 0.029 | 0.028 | 0.032 | 0.034 | 0.035 | 0.038 | 0.039 | 0.041 | 0.042 | 0.044 | 0.046 | 0.048 | 0.047 | 0.048 | 0.049 | 0.046 | 0.042 | 0.042 | 0.039 | 0.039 | 0.049 | 0.028 |
| 18 | 0.032 | 0.032 | -- | 0.043 | 0.026 | 0.028 | 0.041 | 0.044 | 0.046 | 0.046 | 0.047 | 0.048 | 0.050 | 0.052 | 0.056 | 0.058 | 0.068 | 0.071 | 0.064 | 0.059 | 0.050 | 0.047 | 0.046 | 0.045 | 0.048 | 0.071 | 0.026 |
| 19 | 0.044 | 0.041 | -- | 0.036 | 0.027 | 0.021 | 0.027 | 0.035 | 0.042 | 0.046 | 0.048 | 0.044 | 0.045 | 0.049 | 0.058 | 0.065 | 0.067 | 0.066 | 0.057 | 0.050 | 0.042 | 0.041 | 0.039 | 0.036 | 0.044 | 0.067 | 0.021 |
| 20 | 0.032 | 0.029 | -- | 0.035 | 0.033 | 0.034 | 0.039 | 0.045 | 0.049 | 0.052 | -- | -- | 0.050 | 0.048 | 0.041 | 0.053 | 0.051 | 0.043 | 0.044 | 0.043 | 0.041 | 0.042 | 0.038 | 0.037 | 0.042 | 0.053 | 0.029 |
| 21 | 0.045 | 0.049 | -- | 0.046 | 0.045 | 0.043 | 0.041 | 0.042 | 0.044 | 0.049 | 0.050 | 0.050 | 0.050 | 0.049 | 0.051 | 0.053 | 0.049 | 0.046 | 0.042 | 0.042 | 0.033 | 0.037 | 0.039 | 0.036 | 0.045 | 0.053 | 0.033 |
| 22 | 0.035 | 0.036 | -- | 0.034 | 0.034 | 0.033 | 0.032 | 0.035 | 0.039 | 0.041 | 0.045 | 0.047 | 0.052 | 0.049 | 0.053 | 0.051 | 0.051 | 0.051 | 0.053 | 0.048 | 0.046 | 0.039 | 0.037 | 0.035 | 0.042 | 0.053 | 0.032 |
| 23 | 0.037 | 0.034 | -- | 0.037 | 0.037 | 0.036 | 0.038 | 0.039 | 0.044 | 0.048 | 0.050 | 0.052 | 0.052 | 0.055 | 0.056 | 0.058 | 0.057 | 0.050 | 0.050 | 0.048 | 0.041 | 0.039 | 0.038 | 0.045 | 0.045 | 0.058 | 0.034 |
| 24 | 0.046 | 0.045 | -- | 0.045 | 0.046 | 0.048 | 0.043 | 0.036 | 0.039 | 0.044 | 0.044 | 0.041 | 0.043 | 0.040 | 0.042 | 0.042 | 0.041 | 0.040 | 0.041 | 0.038 | 0.029 | 0.030 | 0.026 | 0.025 | 0.040 | 0.048 | 0.025 |
| 25 | 0.023 | 0.022 | -- | 0.026 | 0.025 | 0.029 | 0.020 | 0.028 | 0.036 | 0.037 | 0.041 | 0.041 | 0.040 | 0.044 | 0.046 | 0.050 | 0.052 | 0.056 | 0.064 | 0.065 | 0.061 | 0.055 | 0.050 | 0.047 | 0.041 | 0.065 | 0.020 |
| 26 | 0.038 | 0.037 | -- | 0.029 | 0.030 | 0.030 | 0.029 | 0.029 | 0.031 | 0.032 | 0.036 | 0.037 | 0.038 | 0.041 | 0.044 | 0.046 | 0.050 | 0.051 | 0.064 | 0.052 | 0.040 | 0.035 | 0.033 | 0.035 | 0.039 | 0.064 | 0.029 |
| 27 | 0.036 | 0.035 | -- | 0.026 | 0.022 | 0.021 | 0.023 | 0.025 | 0.043 | 0.046 | 0.051 | 0.053 | 0.055 | 0.056 | 0.055 | 0.057 | 0.057 | 0.059 | 0.056 | 0.056 | 0.057 | 0.052 | 0.056 | 0.053 | 0.046 | 0.059 | 0.021 |
| 28 | 0.046 | 0.042 | -- | 0.049 | 0.046 | 0.042 | 0.047 | 0.050 | 0.048 | 0.047 | 0.050 | 0.048 | 0.047 | 0.050 | 0.049 | 0.048 | 0.051 | 0.046 | 0.044 | 0.039 | 0.037 | 0.041 | 0.035 | 0.038 | 0.045 | 0.051 | 0.035 |
| 29 | 0.039 | 0.041 | -- | 0.049 | 0.043 | 0.039 | 0.039 | 0.039 | 0.042 | 0.045 | 0.048 | 0.049 | 0.049 | 0.051 | 0.051 | 0.049 | 0.053 | 0.050 | 0.048 | 0.046 | 0.042 | 0.042 | 0.042 | 0.043 | 0.045 | 0.053 | 0.039 |
| 30 | 0.037 | 0.031 | -- | 0.024 | 0.028 | 0.028 | 0.025 | 0.035 | 0.039 | 0.039 | 0.041 | 0.042 | 0.043 | 0.043 | 0.046 | 0.047 | 0.050 | 0.054 | 0.052 | 0.046 | 0.045 | 0.044 | 0.042 | 0.039 | 0.040 | 0.054 | 0.024 |
| 31 | 0.045 | 0.055 | -- | 0.047 | 0.036 | 0.033 | 0.033 | 0.032 | 0.039 | 0.043 | 0.048 | 0.053 | 0.055 | 0.051 | 0.053 | 0.050 | 0.047 | 0.048 | 0.044 | 0.046 | 0.045 | 0.045 | 0.045 | 0.040 | 0.045 | 0.055 | 0.032 |
| Avg | 0.042 | 0.041 | -- | 0.040 | 0.037 | 0.036 | 0.037 | 0.040 | 0.044 | 0.046 | 0.048 | 0.050 | 0.050 | 0.052 | 0.054 | 0.056 | 0.057 | 0.056 | 0.055 | 0.053 | 0.048 | 0.046 | 0.044 | 0.043 | 0.047 | -- | -- |
| Max | 0.063 | 0.061 | -- | 0.060 | 0.058 | 0.053 | 0.057 | 0.066 | 0.070 | 0.070 | 0.069 | 0.069 | 0.068 | 0.067 | 0.065 | 0.074 | 0.079 | 0.079 | 0.083 | 0.081 | 0.073 | 0.066 | 0.065 | 0.064 | -- | 0.083 | -- |
| Min | 0.014 | 0.018 | -- | 0.015 | 0.011 | 0.008 | 0.015 | 0.025 | 0.027 | 0.030 | 0.033 | 0.036 | 0.038 | 0.040 | 0.041 | 0.042 | 0.035 | 0.032 | 0.033 | 0.033 | 0.029 | 0.021 | 0.017 | 0.020 | -- | -- | 0.008 |

-- Indicates Invalid Data

# SAROAD for Resolution, East_Plant
# "Component, Channel: TableAmbient_Hourly, O3_ppm"
# Month: Aug 2012

## Hour of day

| Day | 1 | 2 | 3 | 4 | 5 | 6 | 7 | 8 | 9 | 10 | 11 | 12 | 13 | 14 | 15 | 16 | 17 | 18 | 19 | 20 | 21 | 22 | 23 | 24 | Avg | Max | Min |
|---|---|---|---|---|---|---|---|---|---|---|---|---|---|---|---|---|---|---|---|---|---|---|---|---|---|---|---|
| 1 | 0.032 | 0.033 | -- | 0.033 | 0.021 | 0.030 | 0.025 | 0.033 | 0.042 | 0.045 | -- | 0.030 | 0.022 | 0.019 | 0.018 | 0.015 | 0.014 | 0.015 | 0.016 | 0.015 | 0.015 | 0.015 | 0.013 | 0.012 | 0.023 | 0.045 | 0.012 |
| 2 | 0.031 | 0.025 | -- | 0.040 | 0.039 | 0.040 | 0.033 | 0.039 | 0.050 | 0.049 | 0.052 | 0.049 | 0.047 | 0.048 | 0.052 | 0.053 | 0.055 | 0.056 | 0.059 | 0.058 | 0.052 | 0.053 | 0.045 | 0.039 | 0.046 | 0.059 | 0.025 |
| 3 | 0.034 | 0.046 | -- | 0.036 | 0.039 | 0.037 | 0.035 | 0.035 | 0.040 | 0.048 | 0.053 | 0.055 | 0.054 | 0.053 | 0.052 | 0.053 | 0.052 | 0.052 | 0.054 | 0.055 | 0.055 | 0.043 | 0.041 | 0.046 | 0.046 | 0.055 | 0.034 |
| 4 | 0.045 | 0.043 | -- | 0.041 | 0.039 | 0.030 | 0.040 | 0.045 | 0.046 | 0.049 | 0.056 | 0.061 | 0.060 | 0.055 | 0.054 | 0.054 | 0.055 | 0.057 | 0.056 | 0.052 | 0.052 | 0.047 | 0.041 | 0.044 | 0.049 | 0.061 | 0.030 |
| 5 | 0.041 | 0.041 | -- | 0.038 | 0.037 | 0.035 | 0.037 | 0.043 | 0.049 | 0.052 | 0.054 | -- | 0.057 | 0.059 | 0.060 | 0.059 | 0.060 | 0.059 | 0.059 | 0.056 | 0.058 | 0.058 | 0.058 | 0.057 | 0.051 | 0.060 | 0.035 |
| 6 | 0.058 | 0.054 | -- | 0.053 | 0.054 | 0.051 | 0.047 | 0.047 | 0.046 | 0.045 | 0.048 | 0.049 | 0.047 | 0.049 | 0.051 | 0.054 | 0.057 | 0.062 | 0.051 | 0.049 | 0.053 | 0.056 | 0.056 | 0.055 | 0.052 | 0.062 | 0.045 |
| 7 | 0.050 | 0.050 | -- | 0.045 | 0.042 | 0.038 | 0.036 | 0.045 | 0.051 | -- | 0.058 | 0.060 | 0.059 | 0.059 | 0.060 | 0.063 | 0.072 | 0.084 | 0.084 | 0.071 | 0.071 | 0.067 | 0.058 | 0.047 | 0.058 | 0.084 | 0.036 |
| 8 | 0.048 | 0.049 | -- | 0.047 | 0.047 | 0.037 | 0.023 | 0.037 | 0.047 | 0.053 | 0.059 | 0.061 | 0.061 | 0.060 | 0.064 | 0.076 | 0.079 | 0.069 | 0.056 | 0.060 | 0.055 | 0.055 | 0.062 | 0.059 | 0.055 | 0.079 | 0.023 |
| 9 | 0.051 | 0.050 | -- | 0.042 | 0.045 | 0.049 | 0.049 | 0.049 | 0.052 | 0.056 | 0.059 | 0.062 | 0.062 | 0.061 | 0.062 | 0.064 | 0.064 | 0.063 | 0.061 | 0.059 | 0.048 | 0.044 | 0.053 | 0.054 | 0.055 | 0.064 | 0.042 |
| 10 | 0.060 | 0.053 | -- | 0.049 | 0.045 | 0.039 | 0.040 | 0.043 | 0.050 | 0.055 | 0.061 | 0.059 | 0.056 | 0.053 | 0.053 | 0.056 | 0.059 | 0.060 | 0.058 | 0.054 | 0.047 | 0.044 | 0.043 | 0.043 | 0.051 | 0.061 | 0.039 |
| 11 | 0.043 | 0.044 | -- | 0.042 | 0.039 | 0.036 | 0.037 | 0.042 | 0.047 | 0.051 | 0.053 | 0.053 | 0.054 | 0.051 | 0.055 | 0.055 | 0.055 | 0.053 | 0.053 | 0.054 | 0.061 | 0.062 | 0.059 | 0.056 | 0.050 | 0.062 | 0.036 |
| 12 | 0.047 | 0.043 | -- | 0.045 | 0.048 | 0.047 | 0.046 | 0.044 | 0.046 | 0.049 | 0.053 | 0.055 | 0.057 | 0.054 | 0.055 | 0.056 | 0.056 | 0.059 | 0.060 | 0.061 | 0.061 | 0.053 | 0.048 | 0.046 | 0.052 | 0.061 | 0.043 |
| 13 | 0.046 | 0.043 | -- | 0.048 | 0.047 | 0.043 | 0.041 | 0.041 | 0.045 | 0.049 | 0.052 | 0.053 | 0.056 | 0.058 | 0.057 | 0.051 | 0.055 | 0.055 | 0.053 | 0.053 | 0.056 | 0.053 | 0.052 | 0.052 | 0.050 | 0.058 | 0.041 |
| 14 | 0.052 | 0.047 | -- | 0.044 | 0.044 | 0.046 | 0.046 | 0.044 | 0.050 | 0.055 | 0.061 | 0.063 | 0.061 | 0.060 | 0.056 | 0.060 | 0.062 | 0.070 | 0.073 | 0.053 | 0.049 | 0.048 | 0.056 | 0.054 | 0.054 | 0.073 | 0.044 |
| 15 | 0.053 | 0.046 | -- | 0.043 | 0.041 | 0.033 | 0.039 | 0.039 | 0.043 | 0.044 | 0.048 | 0.049 | 0.052 | 0.059 | 0.065 | 0.067 | 0.065 | 0.061 | 0.058 | 0.048 | 0.044 | 0.043 | 0.043 | 0.041 | 0.049 | 0.067 | 0.033 |
| 16 | 0.041 | 0.045 | -- | 0.043 | 0.037 | 0.040 | 0.039 | 0.041 | 0.041 | 0.044 | 0.048 | 0.048 | -- | 0.047 | 0.050 | 0.052 | 0.056 | 0.061 | 0.064 | 0.067 | 0.068 | 0.064 | 0.060 | 0.047 | 0.050 | 0.068 | 0.037 |
| 17 | 0.043 | 0.044 | -- | 0.041 | 0.044 | 0.042 | 0.040 | 0.038 | 0.039 | 0.041 | 0.048 | 0.053 | 0.055 | 0.059 | 0.060 | 0.050 | 0.047 | 0.051 | 0.052 | 0.048 | 0.041 | 0.039 | 0.039 | 0.037 | 0.046 | 0.060 | 0.037 |
| 18 | 0.035 | 0.037 | -- | 0.030 | 0.034 | 0.033 | 0.030 | 0.031 | 0.031 | 0.034 | 0.038 | 0.039 | 0.040 | 0.044 | 0.047 | 0.054 | 0.056 | 0.054 | 0.051 | 0.048 | 0.048 | 0.046 | 0.044 | 0.033 | 0.041 | 0.056 | 0.030 |
| 19 | 0.035 | 0.034 | -- | 0.035 | 0.025 | 0.030 | 0.025 | 0.030 | 0.035 | 0.039 | 0.043 | 0.046 | 0.047 | 0.049 | 0.049 | 0.050 | 0.052 | 0.054 | 0.056 | 0.052 | 0.052 | 0.049 | 0.051 | 0.047 | 0.043 | 0.056 | 0.025 |
| 20 | 0.046 | 0.043 | -- | 0.039 | 0.043 | 0.041 | 0.038 | 0.043 | 0.046 | 0.046 | 0.056 | 0.060 | 0.061 | 0.061 | 0.058 | 0.059 | 0.060 | 0.059 | 0.058 | 0.057 | 0.057 | 0.050 | 0.047 | 0.048 | 0.051 | 0.061 | 0.038 |
| 21 | 0.047 | 0.040 | -- | 0.036 | 0.036 | 0.033 | 0.030 | 0.028 | 0.030 | 0.034 | 0.037 | 0.041 | 0.043 | 0.044 | 0.047 | 0.057 | 0.065 | 0.058 | 0.054 | 0.050 | 0.045 | 0.043 | 0.044 | 0.041 | 0.043 | 0.065 | 0.028 |
| 22 | 0.037 | 0.042 | -- | 0.036 | 0.038 | 0.031 | 0.029 | 0.032 | 0.036 | 0.034 | 0.031 | 0.036 | 0.044 | 0.046 | 0.045 | 0.040 | 0.044 | 0.044 | 0.040 | 0.038 | 0.035 | 0.032 | 0.025 | 0.025 | 0.037 | 0.046 | 0.025 |
| 23 | 0.032 | 0.023 | -- | 0.029 | 0.036 | 0.035 | 0.030 | 0.029 | 0.030 | 0.030 | 0.031 | 0.031 | 0.031 | 0.030 | 0.032 | 0.036 | 0.038 | 0.038 | 0.036 | 0.037 | 0.035 | 0.025 | 0.015 | 0.020 | 0.031 | 0.038 | 0.015 |
| 24 | 0.021 | 0.019 | -- | 0.023 | 0.024 | 0.019 | 0.016 | 0.026 | 0.030 | 0.030 | 0.029 | 0.030 | 0.034 | 0.035 | 0.032 | 0.034 | 0.034 | 0.035 | 0.038 | 0.040 | 0.044 | 0.046 | 0.044 | 0.038 | 0.031 | 0.046 | 0.016 |
| 25 | 0.039 | 0.037 | -- | 0.041 | 0.043 | 0.040 | 0.033 | 0.035 | 0.039 | 0.039 | 0.039 | 0.042 | 0.044 | 0.043 | 0.046 | 0.050 | 0.057 | 0.060 | 0.055 | 0.048 | 0.048 | 0.047 | 0.040 | 0.039 | 0.044 | 0.060 | 0.033 |
| 26 | 0.036 | 0.033 | -- | 0.038 | 0.028 | 0.033 | 0.031 | 0.028 | 0.035 | 0.037 | 0.041 | 0.040 | 0.036 | 0.037 | 0.038 | 0.041 | 0.049 | 0.055 | 0.052 | 0.049 | 0.043 | 0.041 | 0.039 | 0.035 | 0.039 | 0.055 | 0.028 |
| 27 | 0.037 | 0.037 | -- | 0.041 | 0.044 | 0.043 | 0.042 | 0.042 | 0.043 | 0.046 | 0.050 | 0.053 | 0.054 | 0.054 | 0.053 | 0.053 | 0.054 | 0.054 | 0.051 | 0.046 | 0.039 | 0.042 | 0.040 | 0.038 | 0.046 | 0.054 | 0.037 |
| 28 | 0.036 | 0.037 | -- | 0.037 | 0.036 | 0.035 | 0.035 | 0.036 | 0.039 | 0.042 | 0.043 | 0.045 | 0.046 | 0.046 | 0.046 | 0.046 | 0.045 | 0.045 | 0.045 | 0.041 | 0.037 | 0.032 | 0.037 | 0.038 | 0.040 | 0.046 | 0.032 |
| 29 | 0.044 | 0.046 | -- | 0.043 | 0.038 | 0.034 | 0.034 | 0.033 | 0.043 | 0.051 | 0.055 | 0.058 | 0.058 | 0.058 | 0.060 | 0.060 | 0.059 | 0.060 | 0.065 | 0.064 | 0.062 | 0.068 | 0.066 | 0.061 | 0.053 | 0.068 | 0.033 |
| 30 | 0.049 | 0.037 | -- | 0.031 | 0.030 | 0.027 | 0.027 | 0.028 | 0.031 | 0.037 | 0.041 | 0.045 | 0.046 | 0.048 | 0.050 | -- | 0.026 | 0.041 | 0.064 | 0.070 | 0.052 | 0.041 | 0.042 | 0.040 | 0.041 | 0.070 | 0.026 |
| 31 | 0.038 | 0.034 | -- | 0.035 | 0.030 | 0.025 | 0.030 | 0.033 | 0.037 | 0.043 | 0.047 | 0.049 | 0.048 | 0.050 | 0.052 | 0.055 | 0.062 | 0.064 | 0.063 | 0.059 | 0.057 | 0.055 | 0.055 | 0.053 | 0.047 | 0.064 | 0.025 |
| Avg | 0.042 | 0.040 | -- | 0.039 | 0.039 | 0.037 | 0.035 | 0.037 | 0.042 | 0.044 | 0.048 | 0.049 | 0.050 | 0.050 | 0.051 | 0.052 | 0.054 | 0.055 | 0.055 | 0.052 | 0.050 | 0.047 | 0.046 | 0.043 | 0.046 | -- | -- |
| Max | 0.060 | 0.054 | -- | 0.053 | 0.054 | 0.051 | 0.049 | 0.049 | 0.052 | 0.056 | 0.061 | 0.063 | 0.062 | 0.061 | 0.065 | 0.076 | 0.079 | 0.084 | 0.084 | 0.071 | 0.071 | 0.068 | 0.066 | 0.061 | -- | 0.084 | -- |
| Min | 0.021 | 0.019 | -- | 0.023 | 0.021 | 0.019 | 0.016 | 0.026 | 0.030 | 0.030 | 0.029 | 0.030 | 0.022 | 0.019 | 0.018 | 0.015 | 0.014 | 0.015 | 0.016 | 0.015 | 0.015 | 0.015 | 0.013 | 0.012 | -- | -- | 0.012 |

-- Indicates Invalid Data

# SAROAD for Resolution, East_Plant
# "Component, Channel: TableAmbient_Hourly, O3_ppm"
# Month: Sep 2012

## Hour of day

| Day | 1 | 2 | 3 | 4 | 5 | 6 | 7 | 8 | 9 | 10 | 11 | 12 | 13 | 14 | 15 | 16 | 17 | 18 | 19 | 20 | 21 | 22 | 23 | 24 | Avg | Max | Min |
|---|---|---|---|---|---|---|---|---|---|---|---|---|---|---|---|---|---|---|---|---|---|---|---|---|---|---|---|
| 1 | 0.050 | 0.045 | -- | 0.041 | 0.042 | 0.044 | 0.044 | 0.044 | 0.054 | 0.056 | 0.056 | 0.062 | 0.066 | 0.061 | 0.058 | 0.058 | 0.058 | 0.058 | 0.064 | 0.060 | 0.058 | 0.061 | 0.057 | 0.051 | 0.054 | 0.066 | 0.041 |
| 2 | 0.050 | 0.045 | -- | 0.039 | 0.041 | 0.041 | 0.039 | 0.040 | 0.044 | 0.049 | 0.049 | 0.049 | 0.050 | 0.052 | 0.052 | 0.050 | 0.053 | 0.055 | 0.063 | 0.057 | 0.050 | 0.046 | 0.041 | 0.044 | 0.048 | 0.063 | 0.039 |
| 3 | 0.040 | 0.042 | -- | 0.039 | 0.036 | 0.038 | 0.039 | 0.042 | 0.046 | 0.046 | 0.048 | 0.047 | 0.047 | 0.048 | 0.049 | 0.056 | 0.063 | 0.059 | 0.054 | 0.049 | 0.048 | 0.044 | 0.039 | 0.035 | 0.046 | 0.063 | 0.035 |
| 4 | 0.037 | 0.040 | -- | 0.044 | 0.039 | 0.040 | 0.042 | 0.037 | 0.037 | 0.041 | 0.045 | 0.046 | 0.046 | 0.047 | 0.051 | 0.055 | 0.067 | 0.062 | 0.053 | 0.044 | 0.039 | 0.035 | 0.033 | 0.033 | 0.044 | 0.067 | 0.033 |
| 5 | 0.030 | 0.029 | -- | 0.032 | 0.033 | 0.031 | 0.030 | 0.033 | 0.035 | 0.038 | 0.041 | 0.045 | 0.047 | 0.054 | 0.060 | 0.061 | 0.063 | 0.065 | 0.066 | 0.064 | 0.053 | 0.046 | 0.042 | 0.037 | 0.045 | 0.066 | 0.029 |
| 6 | 0.032 | 0.030 | -- | 0.025 | 0.025 | 0.024 | 0.023 | 0.025 | 0.026 | 0.029 | 0.034 | 0.035 | 0.037 | 0.040 | 0.044 | 0.044 | 0.057 | 0.057 | 0.039 | 0.039 | 0.038 | 0.030 | 0.031 | 0.029 | 0.034 | 0.057 | 0.023 |
| 7 | 0.029 | 0.024 | -- | 0.028 | 0.026 | 0.028 | 0.032 | 0.030 | 0.030 | 0.030 | 0.028 | 0.029 | 0.033 | 0.037 | 0.039 | 0.041 | 0.042 | 0.044 | 0.043 | 0.039 | 0.034 | 0.030 | 0.029 | 0.027 | 0.033 | 0.044 | 0.024 |
| 8 | 0.021 | 0.026 | -- | 0.032 | 0.031 | 0.033 | 0.036 | 0.037 | 0.041 | 0.043 | 0.044 | 0.045 | 0.044 | 0.045 | 0.046 | 0.047 | 0.046 | 0.047 | 0.046 | 0.044 | 0.044 | 0.042 | 0.042 | 0.040 | 0.040 | 0.047 | 0.021 |
| 9 | 0.040 | 0.042 | -- | 0.040 | 0.040 | 0.039 | 0.039 | 0.039 | 0.038 | 0.039 | 0.041 | 0.040 | 0.038 | 0.040 | 0.043 | 0.043 | 0.045 | 0.045 | 0.044 | 0.042 | 0.040 | 0.036 | 0.033 | 0.040 | 0.040 | 0.045 | 0.033 |
| 10 | 0.042 | 0.040 | -- | 0.031 | 0.028 | 0.024 | 0.035 | 0.039 | 0.042 | 0.043 | 0.043 | 0.042 | 0.044 | 0.049 | 0.049 | 0.048 | 0.052 | 0.052 | 0.048 | 0.042 | 0.039 | 0.037 | 0.042 | 0.038 | 0.041 | 0.052 | 0.024 |
| 11 | 0.037 | 0.039 | -- | 0.028 | 0.029 | 0.025 | 0.029 | 0.031 | 0.036 | 0.038 | 0.040 | 0.045 | 0.044 | 0.044 | 0.044 | 0.044 | 0.046 | 0.044 | 0.041 | 0.039 | 0.040 | 0.038 | 0.040 | 0.038 | 0.038 | 0.046 | 0.025 |
| 12 | 0.039 | 0.037 | -- | 0.036 | 0.037 | 0.035 | 0.034 | 0.032 | 0.030 | 0.033 | 0.036 | 0.039 | 0.040 | 0.043 | 0.047 | 0.051 | 0.055 | 0.059 | 0.066 | 0.073 | 0.052 | 0.054 | 0.057 | 0.040 | 0.045 | 0.073 | 0.030 |
| 13 | 0.036 | 0.035 | -- | 0.043 | 0.043 | 0.042 | 0.039 | 0.037 | 0.037 | 0.039 | 0.042 | 0.044 | 0.044 | 0.046 | -- | -- | -- | -- | -- | -- | -- | -- | -- | -- | -- | -- | -- |
| 14 | -- | -- | -- | -- | -- | -- | -- | -- | -- | -- | -- | -- | -- | -- | -- | -- | -- | -- | -- | -- | -- | -- | -- | -- | -- | -- | -- |
| 15 | -- | -- | -- | -- | -- | -- | -- | -- | -- | -- | -- | -- | -- | -- | -- | -- | -- | -- | -- | -- | -- | -- | -- | -- | -- | -- | -- |
| 16 | -- | -- | -- | 0.015 | 0.017 | 0.018 | 0.033 | 0.033 | 0.045 | 0.053 | 0.054 | 0.055 | 0.054 | 0.054 | 0.054 | 0.058 | 0.063 | 0.069 | 0.072 | 0.071 | 0.062 | 0.057 | 0.055 | 0.055 | 0.050 | 0.072 | 0.015 |
| 17 | 0.051 | 0.049 | -- | 0.039 | 0.038 | 0.039 | 0.041 | 0.037 | 0.042 | 0.043 | 0.046 | 0.047 | 0.048 | 0.049 | 0.050 | 0.052 | 0.055 | 0.058 | 0.061 | 0.060 | 0.053 | 0.050 | 0.046 | 0.043 | 0.048 | 0.061 | 0.037 |
| 18 | 0.047 | 0.046 | -- | 0.039 | 0.044 | 0.039 | 0.034 | 0.036 | 0.043 | 0.046 | 0.045 | 0.051 | 0.057 | 0.055 | 0.053 | 0.057 | 0.054 | 0.054 | 0.057 | 0.056 | 0.053 | 0.050 | 0.042 | 0.038 | 0.048 | 0.057 | 0.034 |
| 19 | 0.050 | 0.053 | -- | 0.046 | 0.049 | 0.046 | 0.043 | 0.043 | 0.043 | 0.044 | 0.049 | 0.053 | 0.051 | 0.052 | 0.052 | 0.050 | 0.050 | 0.051 | 0.049 | 0.046 | 0.052 | 0.047 | 0.037 | 0.038 | 0.048 | 0.053 | 0.037 |
| 20 | 0.049 | 0.047 | -- | 0.050 | 0.052 | 0.050 | 0.046 | 0.042 | 0.043 | 0.048 | 0.052 | 0.057 | 0.058 | 0.056 | 0.055 | 0.054 | 0.057 | 0.062 | 0.056 | 0.053 | 0.053 | 0.056 | 0.052 | 0.049 | 0.052 | 0.062 | 0.042 |
| 21 | 0.041 | 0.043 | -- | 0.041 | 0.033 | 0.031 | 0.038 | 0.039 | 0.044 | 0.046 | 0.048 | 0.050 | 0.050 | 0.051 | 0.050 | 0.051 | 0.053 | 0.052 | 0.051 | 0.053 | 0.052 | 0.053 | 0.045 | 0.041 | 0.046 | 0.053 | 0.031 |
| 22 | 0.035 | 0.040 | -- | 0.040 | 0.043 | 0.046 | 0.044 | 0.045 | 0.046 | 0.048 | 0.051 | 0.056 | 0.054 | 0.052 | 0.049 | 0.050 | 0.051 | 0.048 | 0.031 | 0.042 | 0.038 | 0.041 | 0.037 | 0.036 | 0.045 | 0.056 | 0.031 |
| 23 | 0.035 | 0.038 | -- | 0.047 | 0.043 | 0.041 | 0.042 | 0.042 | 0.041 | 0.046 | 0.048 | 0.050 | 0.051 | 0.052 | 0.051 | 0.052 | 0.053 | 0.052 | 0.056 | 0.057 | 0.054 | 0.057 | 0.055 | 0.057 | 0.049 | 0.057 | 0.035 |
| 24 | 0.054 | 0.044 | -- | 0.041 | 0.035 | 0.039 | 0.035 | 0.034 | 0.038 | 0.042 | 0.047 | 0.048 | 0.048 | 0.048 | 0.049 | 0.049 | 0.050 | 0.049 | 0.052 | 0.053 | 0.049 | 0.043 | 0.039 | 0.034 | 0.044 | 0.054 | 0.034 |
| 25 | 0.040 | 0.040 | -- | 0.039 | 0.032 | 0.034 | 0.030 | 0.029 | 0.035 | 0.041 | 0.042 | 0.041 | 0.042 | 0.045 | 0.047 | 0.047 | 0.045 | 0.045 | 0.044 | 0.044 | 0.042 | 0.039 | 0.035 | 0.029 | 0.039 | 0.047 | 0.029 |
| 26 | 0.030 | 0.031 | -- | 0.028 | 0.027 | 0.023 | 0.026 | 0.028 | 0.030 | 0.040 | 0.040 | 0.043 | 0.042 | 0.039 | 0.041 | 0.044 | 0.045 | 0.044 | 0.045 | 0.049 | 0.043 | 0.035 | 0.036 | 0.038 | 0.037 | 0.049 | 0.023 |
| 27 | 0.031 | 0.033 | -- | 0.033 | 0.033 | 0.033 | 0.035 | 0.036 | 0.038 | 0.046 | 0.047 | 0.047 | 0.048 | 0.047 | 0.046 | 0.047 | 0.047 | 0.046 | 0.046 | 0.049 | 0.050 | 0.045 | 0.041 | 0.038 | 0.042 | 0.050 | 0.031 |
| 28 | 0.038 | 0.030 | -- | 0.039 | 0.038 | 0.036 | 0.038 | 0.039 | 0.040 | 0.038 | 0.039 | 0.041 | -- | 0.046 | 0.047 | 0.049 | 0.049 | 0.047 | 0.045 | 0.044 | 0.039 | 0.039 | 0.039 | 0.038 | 0.041 | 0.049 | 0.030 |
| 29 | 0.038 | 0.038 | -- | 0.034 | 0.033 | 0.034 | 0.033 | 0.034 | 0.034 | 0.037 | 0.041 | 0.045 | 0.047 | 0.047 | 0.047 | 0.049 | 0.051 | 0.052 | 0.058 | 0.058 | 0.050 | 0.052 | 0.047 | 0.044 | 0.044 | 0.058 | 0.033 |
| 30 | 0.043 | 0.039 | -- | 0.045 | 0.044 | 0.043 | 0.041 | 0.040 | 0.041 | -- | 0.049 | 0.052 | 0.053 | 0.052 | 0.052 | 0.052 | 0.052 | 0.054 | 0.061 | 0.060 | 0.058 | 0.050 | 0.046 | 0.045 | 0.049 | 0.061 | 0.039 |
| Avg | 0.039 | 0.039 | -- | 0.037 | 0.036 | 0.036 | 0.036 | 0.037 | 0.039 | 0.042 | 0.045 | 0.046 | 0.048 | 0.048 | 0.049 | 0.050 | 0.053 | 0.053 | 0.052 | 0.051 | 0.048 | 0.045 | 0.042 | 0.040 | 0.044 | -- | -- |
| Max | 0.054 | 0.053 | -- | 0.050 | 0.052 | 0.050 | 0.046 | 0.045 | 0.054 | 0.056 | 0.056 | 0.062 | 0.066 | 0.061 | 0.060 | 0.061 | 0.067 | 0.069 | 0.072 | 0.073 | 0.062 | 0.061 | 0.057 | 0.057 | -- | 0.073 | -- |
| Min | 0.021 | 0.024 | -- | 0.015 | 0.017 | 0.018 | 0.023 | 0.025 | 0.026 | 0.029 | 0.028 | 0.029 | 0.033 | 0.037 | 0.039 | 0.041 | 0.042 | 0.044 | 0.031 | 0.039 | 0.034 | 0.030 | 0.029 | 0.027 | -- | -- | 0.015 |

-- Indicates Invalid Data

# Appendix F: West Plant Meteorological Site Check Forms

AIR SCIENCES INC.
DENVER • PORTLAND

# WEST PLANT
## MET SITE CHECK FORM
## Resolution
## PROJECT NO. 262-1

Date: 07.05.2012 Time: 10:25 Operator: Kami Ballard

AIR SCIENCES INC.
DENVER · PORTLAND
REVIEWED BY KJD DATE 7/19/12
AUDITED BY RPA DATE 7/6/12

| YES | NO ** | |
|---|---|---|
| X | | 1. The tower is intact and upright. |
| X | | 2. The anemometer propeller and the wind direction vane are turning freely. |
| X | | 3. All temperature shields are intact, and the probes are inside their shields. |
| X | | 4. The aspirator fans are operating. |
| X | | 5. The solar radiation sensor is level and has been cleaned. |
| X | | 6. The solar panel is facing south and is clean. |
| X | | 7. The precipitation gauge is clean and free of bugs and dust. |
| X | | 8. The data logger is reading the correct time and day. |
| X | | 9. The site has been visually inspected for unusual wildlife occurrences (dead birds, etc.). |
| X | | 10. Estimate and document the parameters below. |

| Parameter | Estimated | Logger | Audit |
|---|---|---|---|
| Speed 10m (m/s) | 3 m/s | 4.1 m/s | 3.544 |
| Direction* 10m (deg) | W | 214.4 | 242.9 |
| Ambient Temperature (°C) | 30° | 30.3° | 29.41 |
| Relative Humidity (%) | 40% | 37% | 39.99 |
| Aspirated Temp 2m | 30° | 29.4° | 29.0 |
| Aspirated Temp 10m | 28° | 27.9° | 27.78 |
| Delta Temperature (°C) | N/A | -1.4 | -1.224 |
| Solar Radiation (w/m²) | Sunny Partly cloudy Cloudy | 935.1 | 926 |
| Barometric Pressure (mmHg) | N/A | 683.6 | 683.6 |
| Battery Voltage (V) | N/A | 12.7 | 12.74 |
| Time (MST) | N/A | 10:27 am | 1030 Hrs LT |
| Date | N/A | 07.05.2012 | 7/5/12 |

* X² AVERAGES ABOVE & BELOW 1030 HRS
258.7
234.1
255.3
247.0

*Direction wind is from

Comments/Unusual Occurrences or Weather: Tipped Precip. guage. INVALIDATED 0.008" PRECIP RECORDED @ 1030 HRS DUE TO SITE OPERATOR INSPECTION. — RPA

When form is completed, please fax to Air Sciences Inc. @ 303-279-3796 (no cover sheet is necessary).

Site Operator Signature: Kami Ballard

AIR SCIENCES INC.

# WEST PLANT
## MET SITE CHECK FORM
## Resolution
## PROJECT NO. 262-1

Date: 7/10/12 Time: 0820 Operator: ATTRIDGE

| YES | NO ** | |
|---|---|---|
| X | | 1. The tower is intact and upright. |
| X | | 2. The anemometer propeller and the wind direction vane are turning freely. |
| X | | 3. All temperature shields are intact, and the probes are inside their shields. |
| X | | 4. The aspirator fans are operating. |
| X | | 5. The solar radiation sensor is level and has been cleaned. |
| X | | 6. The solar panel is facing south and is clean. |
| X | | 7. The precipitation gauge is clean and free of bugs and dust. |
| X | | 8. The data logger is reading the correct time and day. |
| X | | 9. The site has been visually inspected for unusual wildlife occurrences (dead birds, etc.). |
| X | | 10. Estimate and document the parameters below. |

AIR SCIENCES INC.
DENVER • PORTLAND
REVIEWED BY KJD DATE 7/19/12
AUDITED BY RMH DATE 7/16/12

| Parameter | Estimated | Logger | Audit |
|---|---|---|---|
| Speed 10m (m/s) | 3 | 2.25 | 2.865 |
| Direction* 10m (deg) | N, NE | 50.86 | 36.99 |
| Ambient Temperature (°C) | 30 | 33.46 | 33.04 |
| Relative Humidity (%) | 20 | 26.39 | 26.98 |
| Aspirated Temp 2m | 30 | 33.33 | 32.74 |
| Aspirated Temp 10m | 30 | 31.87 | 31.58 |
| Delta Temperature (°C) | N/A | -1.26 | -1.161 |
| Solar Radiation (w/m$^2$) | Sunny Partly cloudy Cloudy | 505.79 | 514.5 |
| Barometric Pressure (mmHg) | N/A | 682.82 | 682.8 |
| Battery Voltage (V) | N/A | 12.71 | 12.72 |
| Time (MST) | N/A | 0820 | 08:30 LT |
| Date | N/A | 7/10/2012 | 7/10/2012 |

*Direction wind is from

Comments/Unusual Occurrences or Weather: Full Met Audit Completed. -RPA

When form is completed, please fax to Air Sciences Inc. @ 303-279-3796 (no cover sheet is necessary).

Site Operator Signature: R Attridge

AIR SCIENCES INC.

# WEST PLANT
## MET SITE CHECK FORM
## Resolution
## PROJECT NO. 262-1

Date: 07·12·2012 Time: 8:09 am Operator: Kami BeCard

| YES | NO ** | |
|---|---|---|
| ✓ | | 1. The tower is intact and upright. |
| ✓ | | 2. The anemometer propeller and the wind direction vane are turning freely. |
| ✓ | | 3. All temperature shields are intact, and the probes are inside their shields. |
| ✓ | | 4. The aspirator fans are operating. |
| ✓ | | 5. The solar radiation sensor is level and has been cleaned. |
| ✓ | | 6. The solar panel is facing south and is clean. |
| ✓ | | 7. The precipitation gauge is clean and free of bugs and dust. |
| ✓ | | 8. The data logger is reading the correct time and day. |
| ✓ | | 9. The site has been visually inspected for unusual wildlife occurrences (dead birds, etc.). |
| ✓ | | 10. Estimate and document the parameters below. |

AIR SCIENCES INC.
DENVER · PORTLAND

REVIEWED BY KJD DATE 7/19/12
AUDITED BY RMH DATE 7/16/12

| Parameter | Estimated | Logger | Audit |
|---|---|---|---|
| Speed 10m (m/s) | 3 m/s | 3.6 m/s | 2.796 |
| Direction* 10m (deg) | South | 165.8 | 150.9 |
| Ambient Temperature (°C) | 32° | 30.2° | 30.13 |
| Relative Humidity (%) | 40% | 37.8% | 37.87 |
| Aspirated Temp 2m | 32° | 30.2° | 30.0 |
| Aspirated Temp 10m | 30° | 29.6° | 29.52 |
| Delta Temperature (°C) | N/A | -.644 | -0.482 |
| Solar Radiation (w/m²) | Sunny Partly cloudy Cloudy | 307.46 | 287.9 |
| Barometric Pressure (mmHg) | N/A | 682.40 | 682.5 |
| Battery Voltage (V) | N/A | 12.75 | 12.76 |
| Time (MST) | N/A | 8:14 | 08:15 LT |
| Date | N/A | 07·12·2012 | 07/12/2012 |

*Direction wind is from

Comments/Unusual Occurrences or Weather: Air Sciences on-site yesterday calibrating & auditing equipment so I did not tip the precip. guage.

When form is completed, please fax to Air Sciences Inc. @ 303-279-3796 (no cover sheet is necessary).

Site Operator Signature: Kami BeCard

AIR SCIENCES INC.

# WEST PLANT
## MET SITE CHECK FORM
## Resolution
## PROJECT NO. 262-1

Date: 07-19-2012 Time: 8:54 Operator: Kanie Ballard

| YES | NO ** | |
|---|---|---|
| X | | 1. The tower is intact and upright. |
| X | | 2. The anemometer propeller and the wind direction vane are turning freely. |
| X | | 3. All temperature shields are intact, and the probes are inside their shields. |
| X | | 4. The aspirator fans are operating. |
| X | | 5. The solar radiation sensor is level and has been cleaned. |
| X | | 6. The solar panel is facing south and is clean. |
| X | | 7. The precipitation gauge is clean and free of bugs and dust. |
| X | | 8. The data logger is reading the correct time and day. |
| X | | 9. The site has been visually inspected for unusual wildlife occurrences (dead birds, etc.). |
| X | | 10. Estimate and document the parameters below. |

AIR SCIENCES INC. DENVER • PORTLAND

RPA 7/30/12
REVIEWED BY DATE

KJD 8/26/12
AUDITED BY DATE

| Parameter | Estimated | Logger | Audit |
|---|---|---|---|
| Speed 10m (m/s) | 1 m/s | 1.5 | 1.143 |
| Direction* 10m (deg) | 1 | 191.4 | 88.9 |
| Ambient Temperature (°C) | 32° | 33.8 | 33.22 |
| Relative Humidity (%) | 15% | 13.8 | 14.2 |
| Aspirated Temp 2m | 32° | 33.1 | 32.41 |
| Aspirated Temp 10m | 30° | 31.7 | 31.03 |
| Delta Temperature (°C) | N/A | -1.4 | -1.373 |
| Solar Radiation (w/m²) | Sunny Partly cloudy Cloudy | 654.9 | 637.3 |
| Barometric Pressure (mmHg) | N/A | 683.5 | 683.5 |
| Battery Voltage (V) | N/A | 12.7 | 12.7 |
| Time (MST) | N/A | 8:59 am | 09:00 L.T. |
| Date | N/A | 07.19.2012 | 7/19/12 |

8:30 - 236.9
8:45 - 42.44
9:15 - 102.9
9:30 - 111.4

*Direction wind is from

Comments/Unusual Occurrences or Weather: Tipped precip guage. Added copper sulfate to evap pan to prevent algae growth. Invalidated precip. at 09:00 L.T. - KJD

When form is completed, please fax to Air Sciences Inc. @ 303-279-3796 (no cover sheet is necessary).

Site Operator Signature: Kanie Ballard

AIR SCIENCES INC.

# WEST PLANT
## MET SITE CHECK FORM
## Resolution
## PROJECT NO. 262-1

Date: 07·26·2012 Time: 11:20 am Operator: Kami Ballard

| YES | NO ** | |
|---|---|---|
| ✓ | | 1. The tower is intact and upright. |
| ✓ | | 2. The anemometer propeller and the wind direction vane are turning freely. |
| ✓ | | 3. All temperature shields are intact, and the probes are inside their shields. |
| ✓ | | 4. The aspirator fans are operating. |
| ✓ | | 5. The solar radiation sensor is level and has been cleaned. |
| ✓ | | 6. The solar panel is facing south and is clean. |
| ✓ | | 7. The precipitation gauge is clean and free of bugs and dust. |
| ✓ | | 8. The data logger is reading the correct time and day. |
| ✓ | | 9. The site has been visually inspected for unusual wildlife occurrences (dead birds, etc.). |
| ✓ | | 10. Estimate and document the parameters below. |

AIR SCIENCES INC. DENVER • PORTLAND

RPA — REVIEWED BY — DATE 8/3/12

BR — AUDITED BY — DATE 8/2/12

| Parameter | Estimated | Logger | Audit |
|---|---|---|---|
| Speed 10m (m/s) | 2 m/s | 3.4 m/s | 3.798_ws 10m (m/s) |
| Direction* 10m (deg) | SW | 215.1 | 249.8_ws 10m (deg) |
| Ambient Temperature (°C) | 33° | 32.8° | 33.3_°C |
| Relative Humidity (%) | 20% | 25.4% | 24.95_% |
| Aspirated Temp 2m | 33° | 32.7° | 33.11_°C |
| Aspirated Temp 10m | 31° | 32.1° | 31.84_°C |
| Delta Temperature (°C) | N/A | -1.3 | -1.273_°C |
| Solar Radiation (w/m²) | Sunny Partly cloudy Cloudy | 954.7 | 963_W/m² |
| Barometric Pressure (mmHg) | N/A | 682.7 | 682.5_mmHG |
| Battery Voltage (V) | N/A | 12.7 | 12.69_V |
| Time (MST) | N/A | 11:30 am | 11:45_LT |
| Date | N/A | 7·26·2012 | 208_JD |

11:15_259.1_deg
11:30_262.4_deg
12:00_263.4_deg
12:15_256.5_deg

*Direction wind is from

Comments/Unusual Occurrences or Weather: Zepped precip. guage. Filled evap. pan
*Precipatation has been invalidated in DAS. BR

When form is completed, please fax to Air Sciences Inc. @ 303-279-3796 (no cover sheet is necessary).

Site Operator Signature: Kami Ballard

AIR SCIENCES INC.

# WEST PLANT
## MET SITE CHECK FORM
## Resolution
## PROJECT NO. 262-1

Date: 07.31.2012 Time: 9:10 am Operator: Kami Bollard

| YES | NO ** | |
|---|---|---|
| ✓ | | 1. The tower is intact and upright. |
| ✓ | | 2. The anemometer propeller and the wind direction vane are turning freely. |
| ✓ | | 3. All temperature shields are intact, and the probes are inside their shields. |
| ✓ | | 4. The aspirator fans are operating. |
| ✓ | | 5. The solar radiation sensor is level and has been cleaned. |
| ✓ | | 6. The solar panel is facing south and is clean. |
| ✓ | | 7. The precipitation gauge is clean and free of bugs and dust. |
| ✓ | | 8. The data logger is reading the correct time and day. |
| ✓ | | 9. The site has been visually inspected for unusual wildlife occurrences (dead birds, etc.). |
| ✓ | | 10. Estimate and document the parameters below. |

AIR SCIENCES INC. DENVER • PORTLAND

REVIEWED BY RPA DATE 8/3/12

AUDITED BY BR DATE 8/2/12

| Parameter | Estimated | Logger | Audit |
|---|---|---|---|
| Speed 10m (m/s) | 2m/s | 1.7 m/s | 1.493_WS 10m (m/s) |
| Direction* 10m (deg) | ~~27°~~ S | 152.1 | 168.9_WD 10m (deg) |
| Ambient Temperature (°C) | 29° | 29.1 | 29_°C |
| Relative Humidity (%) | 40% | 43.1 | 44.55_% |
| Aspirated Temp 2m | 29° | 28.6 | 28.37_°C |
| Aspirated Temp 10m | 27° | 27.8 | 27.56_°C |
| Delta Temperature (°C) | N/A | -0.8 | -0.807_°C |
| Solar Radiation (w/m²) | Sunny Partly cloudy Cloudy | 659.1 | 685.1_W/m² |
| Barometric Pressure (mmHg) | N/A | 685.1 | 685.1_mmHG |
| Battery Voltage (V) | N/A | 12.7 | 12.74_V |
| Time (MST) | N/A | 9:14 am | 9:15_LT |
| Date | N/A | 07.31.2012 | 213_JD |

*Direction wind is from

Comments/Unusual Occurrences or Weather: Dipped precip. guage * Invalidated in DAS (BR)

When form is completed, please fax to Air Sciences Inc. @ 303-279-3796 (no cover sheet is necessary).

Site Operator Signature: Kami Bollard

AIR SCIENCES INC.

# WEST PLANT
## MET SITE CHECK FORM
## Resolution
## PROJECT NO. 262-1

Date: 8-7-12 Time: 7:55 am Operator: K. Baale

| YES | NO ** | |
|---|---|---|
| ✓ | | 1. The tower is intact and upright. |
| ✓ | | 2. The anemometer propeller and the wind direction vane are turning freely. |
| ✓ | | 3. All temperature shields are intact, and the probes are inside their shields. |
| ✓ | | 4. The aspirator fans are operating. |
| ✓ | | 5. The solar radiation sensor is level and has been cleaned. |
| ✓ | | 6. The solar panel is facing south and is clean. |
| ✓ | | 7. The precipitation gauge is clean and free of bugs and dust. |
| ✓ | | 8. The data logger is reading the correct time and day. |
| ✓ | | 9. The site has been visually inspected for unusual wildlife occurrences (dead birds, etc.). |
| ✓ | | 10. Estimate and document the parameters below. |

AIR SCIENCES INC.
DENVER • PORTLAND

RPA 8/9/12
REVIEWED BY DATE
RMH 8/9/12
AUDITED BY DATE

| Parameter | Estimated | Logger | Audit |
|---|---|---|---|
| Speed 10m (m/s) | 0-1 | .7168 | 1.083 |
| Direction* 10m (deg) | E | 78.124 | 63.69 |
| Ambient Temperature (°C) | 93°F | 31.86 | 31.39 |
| Relative Humidity (%) | 30% | 30.01% | 30.37 |
| Aspirated Temp 2m | 92°F | 31.06 | 30.43 |
| Aspirated Temp 10m | 95°F | 29.88 | 29.53 |
| Delta Temperature (°C) | N/A | -1.11 | -0.903 |
| Solar Radiation (w/m$^2$) | (Sunny) Partly cloudy Cloudy | 321.51 | 307.3 |
| Barometric Pressure (mmHg) | N/A | 683.98 | 684 |
| Battery Voltage (V) | N/A | 12.73 | 12.73 |
| Time (MST) | N/A | 7:57 | 08:00 |
| Date | N/A | 8-7-12 | 8-7-12 |

*Direction wind is from

Comments/Unusual Occurrences or Weather: filled evap tipped precip gauge
EVAP INVALIDATED @ 08:00 TO 10:00. PRECIP INVALIDATED @ 08:00. RMH

When form is completed, please fax to Air Sciences Inc. @ 303-279-3796 (no cover sheet is necessary).

Site Operator Signature: Kalli Baale

AIR SCIENCES INC.

# WEST PLANT
## MET SITE CHECK FORM
## Resolution
## PROJECT NO. 262-1

Date: 08·16·2012 Time: 10:17 Operator: Kami Ballard

| YES | NO ** | |
|---|---|---|
| ✓ | | 1. The tower is intact and upright. |
| ✓ | | 2. The anemometer propeller and the wind direction vane are turning freely. |
| ✓ | | 3. All temperature shields are intact, and the probes are inside their shields. |
| ✓ | | 4. The aspirator fans are operating. |
| ✓ | | 5. The solar radiation sensor is level and has been cleaned. |
| ✓ | | 6. The solar panel is facing south and is clean. |
| ✓ | | 7. The precipitation gauge is clean and free of bugs and dust. |
| ✓ | | 8. The data logger is reading the correct time and day. |
| ✓ | | 9. The site has been visually inspected for unusual wildlife occurrences (dead birds, etc.). |
| ✓ | | 10. Estimate and document the parameters below. |

AIR SCIENCES INC.
DENVER · PORTLAND

RPA 8/23/12
REVIEWED BY DATE

KJD 8/23/12
AUDITED BY DATE

| Parameter | Estimated | Logger | Audit |
|---|---|---|---|
| Speed 10m (m/s) | 3 m/s | 0.7 | 0.943 |
| Direction* 10m (deg) | W | 192.8 | 30.78 |
| Ambient Temperature (°C) | 30° | 29.6° | 29.51 |
| Relative Humidity (%) | 45% | 45.8 | 46.59 |
| Aspirated Temp 2m | 30° | 28.7 | 28.81 |
| Aspirated Temp 10m | 28° | 27.8 | 27.88 |
| Delta Temperature (°C) | N/A | -0.8 | -0.925 |
| Solar Radiation (w/m²) | Sunny Partly cloudy Cloudy | 464.2 | 654.2 |
| Barometric Pressure (mmHg) | N/A | 683.9 | 683.9 |
| Battery Voltage (V) | N/A | 12.7 | 12.72 |
| Time (MST) | N/A | 10:22 | 10:15 L.T. |
| Date | N/A | 08·16·2012 | 8/16/12 |

9:45 - 320.6
10:00 - 308.7
10:30 - 121.7
10:45 - 199.4

9:45 - 670
10:00 - 724.1
10:30 - 716.4
10:45 - 836

*Direction wind is from

Comments/Unusual Occurrences or Weather: Tipped precip. guage & filled evap pan. Strange, bubbly fungus covering evap pan.

When form is completed, please fax to Air Sciences Inc. @ 303-279-3796 (no cover sheet is necessary).

Invalidated precip. at 10:30 hrs due to site operator maintenance. -KJD

Site Operator Signature: Kami Ballard

AIR SCIENCES INC.

# WEST PLANT
## MET SITE CHECK FORM
## Resolution
## PROJECT NO. 262-1

Date: 08-23-2012 Time: 9:15 Operator: Kami Ballard

| YES | NO ** | |
|---|---|---|
| ✓ | | 1. The tower is intact and upright. |
| ✓ | | 2. The anemometer propeller and the wind direction vane are turning freely. |
| ✓ | | 3. All temperature shields are intact, and the probes are inside their shields. |
| ✓ | | 4. The aspirator fans are operating. |
| ✓ | | 5. The solar radiation sensor is level and has been cleaned. |
| ✓ | | 6. The solar panel is facing south and is clean. |
| ✓ | | 7. The precipitation gauge is clean and free of bugs and dust. |
| ✓ | | 8. The data logger is reading the correct time and day. |
| ✓ | | 9. The site has been visually inspected for unusual wildlife occurrences (dead birds, etc.). |
| ✓ | | 10. Estimate and document the parameters below. |

AIR SCIENCES INC.
DENVER · PORTLAND

RPA 8/23/12
REVIEWED BY DATE

KJD 8/23/12
AUDITED BY DATE

| Parameter | Estimated | Logger | Audit |
|---|---|---|---|
| Speed 10m (m/s) | 1m/s | .8 m/s | 0.338 |
| Direction* 10m (deg) | South | 195° | 158.8 |
| Ambient Temperature (°C) | 28° | 26.2 | 25.83 |
| Relative Humidity (%) | 75% | 73.5% | 74.55 |
| Aspirated Temp 2m | 28° | 24.6° | 25.15 |
| Aspirated Temp 10m | 26° | 24.3° | 24.2 |
| Delta Temperature (°C) | N/A | -.49 | -0.952 |
| Solar Radiation (w/m²) | Sunny Partly cloudy (Cloudy) | 512.73 | 641.3 |
| Barometric Pressure (mmHg) | N/A | 682.9 | 683 |
| Battery Voltage (V) | N/A | 12.8 | 12.81 |
| Time (MST) | N/A | 9:22 am | 9:30 L.T. |
| Date | N/A | 8-23-2012 | 8/23/12 |

9:00 - 78.58
9:15 - 117.3
9:45 - 163.5
10:00 - 177.4

9:00 - 216.3
9:15 - 349.8
9:45 - 436.9
10:00 - 415.1

*Direction wind is from

Comments/Unusual Occurrences or Weather: No precip. tip noted by site operator and no precip. tips recorded. -KJD

When form is completed, please fax to Air Sciences Inc. @ 303-279-3796 (no cover sheet is necessary).

Site Operator Signature: Kami Ballard

AIR SCIENCES INC.

# WEST PLANT
## MET SITE CHECK FORM
## Resolution
## PROJECT NO. 262-1

Date: 09-06-2012 Time: 12:20 pm Operator: Karen Ballard

| YES | NO ** | |
|---|---|---|
| ✓ | | 1. The tower is intact and upright. |
| ✓ | | 2. The anemometer propeller and the wind direction vane are turning freely. |
| ✓ | | 3. All temperature shields are intact, and the probes are inside their shields. |
| ✓ | | 4. The aspirator fans are operating. |
| ✓ | | 5. The solar radiation sensor is level and has been cleaned. |
| ✓ | | 6. The solar panel is facing south and is clean. |
| ✓ | | 7. The precipitation gauge is clean and free of bugs and dust. |
| ✓ | | 8. The data logger is reading the correct time and day. |
| ✓ | | 9. The site has been visually inspected for unusual wildlife occurrences (dead birds, etc.). |
| ✓ | | 10. Estimate and document the parameters below. |

AIR SCIENCES INC.
DENVER • PORTLAND
REVIEWED BY RPA DATE 9/24/12
AUDITED BY BR DATE 9/17/2012

| Parameter | Estimated | Logger | Audit |
|---|---|---|---|
| Speed 10m (m/s) | 3 m/s | 2.6 | 3.519_ws(m/s) |
| Direction* 10m (deg) | SW | 212.6 | 249.7_wd(deg) |
| Ambient Temperature (°C) | 34° | 32.5 | 32.16_°C |
| Relative Humidity (%) | 95% | 40.1 | 42_% |
| Aspirated Temp 2m | 34° | 32.9 | 31.96_°C |
| Aspirated Temp 10m | 32° | 31.0 | 30.84_°C |
| Delta Temperature (°C) | N/A | -1.9 | -1.118_°C |
| Solar Radiation (w/m²) | Sunny Partly cloudy Cloudy | 913.9 | 913_w/m² |
| Barometric Pressure (mmHg) | N/A | 682.6 | 682.5_mmHG |
| Battery Voltage (V) | N/A | 12.7 | 12.7_V |
| Time (MST) | N/A | 12:23 pm | 12:30_LT |
| Date | N/A | 09-06-2012 | 250_JD |

26226_deg 12:00
228.9_deg 12:15
256.7_deg 12:45
238.5_deg 13:00

*Direction wind is from

Comments/Unusual Occurrences or Weather: Dipped precip - guage
Invalidated 0.012" precipitation data from the 12:30 data set (BR)

When form is completed, please fax to Air Sciences Inc. @ 303-279-3796 (no cover sheet is necessary).

Site Operator Signature: Karen Ballard

AIR SCIENCES INC.

# WEST PLANT
## MET SITE CHECK FORM
## Resolution
## PROJECT NO. 262-1

Date: 09-14-2012 Time: 9:11 am Operator: Kami Ba Claud

| YES | NO ** | |
|---|---|---|
| ✓ | | 1. The tower is intact and upright. |
| ✓ | | 2. The anemometer propeller and the wind direction vane are turning freely. |
| ✓ | | 3. All temperature shields are intact, and the probes are inside their shields. |
| ✓ | | 4. The aspirator fans are operating. |
| ✓ | | 5. The solar radiation sensor is level and has been cleaned. |
| ✓ | | 6. The solar panel is facing south and is clean. |
| ✓ | | 7. The precipitation gauge is clean and free of bugs and dust. |
| ✓ | | 8. The data logger is reading the correct time and day. |
| ✓ | | 9. The site has been visually inspected for unusual wildlife occurrences (dead birds, etc.). |
| ✓ | | 10. Estimate and document the parameters below. |

AIR SCIENCES INC. DENVER • PORTLAND

RPA 9/24/12
REVIEWED BY DATE

BR 9/17/12
AUDITED BY DATE

| Parameter | Estimated | Logger | Audit |
|---|---|---|---|
| Speed 10m (m/s) | 10m/s | 10.2 m/s | 8.39_WS (m/S) |
| Direction* 10m (deg) | NE | 47.84 | 36.3_WD (deg) |
| Ambient Temperature (°C) | 22° | 24.5 | 24.61_°C |
| Relative Humidity (%) | 35% | 30.5 | 30.24_% |
| Aspirated Temp 2m | 22° | 24.3 | 24.39_°C |
| Aspirated Temp 10m | 20° | 23.2 | 23.32_°C |
| Delta Temperature (°C) | N/A | -1.2 | -1.072_°C |
| Solar Radiation (w/m²) | Sunny Partly cloudy Cloudy | 614.6 | 630.9_w/m² |
| Barometric Pressure (mmHg) | N/A | 687.1 | 687.1_mmHG |
| Battery Voltage (V) | N/A | 12.8 | 12.8_V |
| Time (MST) | N/A | 9:17 | 9:30_LT |
| Date | N/A | 09.14.2012 | 258_JD |

*Direction wind is from

Comments/Unusual Occurrences or Weather: Tipped precip. guage
Invalidated 0.032" precipitation data for the 9:30, data set (BR)

When form is completed, please fax to Air Sciences Inc. @ 303-279-3796 (no cover sheet is necessary).

Site Operator Signature: Kami Ba Cl

AIR SCIENCES INC.

# WEST PLANT
## MET SITE CHECK FORM
## Resolution
## PROJECT NO. 262-1

Date: 09.21.2012 Time: 1:43 pm Operator: Kane BeClard

| YES | NO ** | |
|---|---|---|
| ✓ | | 1. The tower is intact and upright. |
| ✓ | | 2. The anemometer propeller and the wind direction vane are turning freely. |
| ✓ | | 3. All temperature shields are intact, and the probes are inside their shields. |
| ✓ | | 4. The aspirator fans are operating. |
| ✓ | | 5. The solar radiation sensor is level and has been cleaned. |
| ✓ | | 6. The solar panel is facing south and is clean. |
| ✓ | | 7. The precipitation gauge is clean and free of bugs and dust. |
| ✓ | | 8. The data logger is reading the correct time and day. |
| ✓ | | 9. The site has been visually inspected for unusual wildlife occurrences (dead birds, etc.). |
| ✓ | | 10. Estimate and document the parameters below. |

AIR SCIENCES INC.
DENVER · PORTLAND

RPA 9/26/12
REVIEWED BY DATE

BR 9/24/2012
AUDITED BY DATE

| Parameter | Estimated | Logger | Audit |
|---|---|---|---|
| Speed 10m (m/s) | 3 m/s | 3.6 m/s | 4.6666_WS (m/S) |
| Direction* 10m (deg) | SW | 243.1 | 245.8_WD (deg) |
| Ambient Temperature (°C) | 34° | 35.4 | 36.28_°C |
| Relative Humidity (%) | 15% | 11.6% | 10_% |
| Aspirated Temp 2m | 34° | 35.3 | 35.87_°C |
| Aspirated Temp 10m | 33° | 34.6 | 34.95_°C |
| Delta Temperature (°C) | N/A | -.88 | -0.916_°C |
| Solar Radiation (w/m²) | Sunny Partly cloudy Cloudy | 879.9 | 872_W/m² |
| Barometric Pressure (mmHg) | N/A | 681.4 | 681.4_mmHG |
| Battery Voltage (V) | N/A | 12.7 | 12.67_V |
| Time (MST) | N/A | 1:45 | 13:45_LT |
| Date | N/A | 12.21.2012 | 265_JD |

*Direction wind is from

Comments/Unusual Occurrences or Weather: Tipped precip guage. Refilled evap.pan
*. Invalidated 0.028" Precipitation data for the 13:45 data set BR

When form is completed, please fax to Air Sciences Inc. @ 303-279-3796 (no cover sheet is necessary).

Site Operator Signature: Kane BeClard

AIR SCIENCES INC.

# WEST PLANT
## MET SITE CHECK FORM
## Resolution
## PROJECT NO. 262-1

Date: 09.28.2012 Time: 8:55 Operator: Kami Ballard

| YES | NO ** | |
|---|---|---|
| ✓ | | 1. The tower is intact and upright. |
| ✓ | | 2. The anemometer propeller and the wind direction vane are turning freely. |
| ✓ | | 3. All temperature shields are intact, and the probes are inside their shields. |
| ✓ | | 4. The aspirator fans are operating. |
| ✓ | | 5. The solar radiation sensor is level and has been cleaned. |
| ✓ | | 6. The solar panel is facing south and is clean. |
| ✓ | | 7. The precipitation gauge is clean and free of bugs and dust. |
| ✓ | | 8. The data logger is reading the correct time and day. |
| ✓ | | 9. The site has been visually inspected for unusual wildlife occurrences (dead birds, etc.). |
| ✓ | | 10. Estimate and document the parameters below. |

AIR SCIENCES INC. DENVER • PORTLAND

REVIEWED BY RPA DATE 10/15/12

AUDITED BY RMH DATE 10/5/12

| Parameter | Estimated | Logger | Audit |
|---|---|---|---|
| Speed 10m (m/s) | 1.5 m/s | .6 | 0.782 |
| Direction* 10m (deg) | South | 196 | 174.1 |
| Ambient Temperature (°C) | 24° | 23.7° | 24.01 |
| Relative Humidity (%) | 30 % | 30.9 | 30.47 |
| Aspirated Temp 2m | 24° | 23.3 | 23.56 |
| Aspirated Temp 10m | 22° | 22.7 | 22.89 |
| Delta Temperature (°C) | N/A | -.5 | -0.67 |
| Solar Radiation (w/m²) | Sunny Partly cloudy Cloudy | 157.6 | 167.4 |
| Barometric Pressure (mmHg) | N/A | 682.8 | 682.8 |
| Battery Voltage (V) | N/A | 12.8 | 12.82 |
| Time (MST) | N/A | 8:58 | 9:00 AM |
| Date | N/A | 9.28.2012 | 9/28/2012 |

*Direction wind is from

Comments/Unusual Occurrences or Weather: PRECIP INVALIDATED BY K. DEHENAU @ 9:00 AM

When form is completed, please fax to Air Sciences Inc. @ 303-279-3796 (no cover sheet is necessary).

Site Operator Signature: Kami Ballard

# Appendix G: West Plant $PM_{10}$ and $PM_{2.5}$ Site Check Forms and Flow Audits

# WEST PLANT

BAM PM 2.5 WEEKLY SITE CHECK FORM
RESOLUTION MONITORING PROJECT
PROJECT NO. 262-1

AIR SCIENCES INC.
DENVER • PORTLAND

Date: 07·05·2012 Time: 10:28 Operator: Kami Ballard

I. **BAM SAMPLER** – Weekly Checks.

| YES | NO | |
|---|---|---|
| ✓ | | 1. The sampler is intact and the inlet head is unobstructed. |
| ✓ | | 2. The vacuum pump is running and sounds normal. |
| ✓ | | 3. The temperature shield is intact, and the sensor is inside of it. |
| ✓ | | 4. The BAM is reading the correct time and day. |
| ✓ | | 5. The tape is in the proper position and does not need to be changed (tape should be changed every 2 months). |
| ✓ | | 6. Error log was checked (F3), and errors followed up on (see manual). 6/27@10:15 → Delta Pressure 10:16 → Maintenance |
| ✓ | | 7. Climate control appears operational (If it's cold out the shelter should feel warm, if it's hot out the shelter should feel cool) |

II. **BAM SAMPLER** – Routine Maintenance (monthly). Check yes if maintenance was performed during this visit. *See page 56 of BAM manual.*

RPA

| YES | NO | |
|---|---|---|
| | | 1. Inlet Flow check Performed |
| | | 2. Visual inspection and dust removal |
| | | 3. Leak check performed |
| | | 4. PM10 and 2.5 cyclone particle trap cleaned |
| | | 5. Inlet nozzle and nozzle are cleaned |

AIR SCIENCES INC.
DENVER • PORTLAND

REVIEWED BY KJD DATE 7/19/12
AUDITED BY RPA DATE 7/6/12

II. **BAM SAMPLER** – Routine Maintenance (every 2 months). Check yes if maintenance was performed during this visit. *See page 56 of BAM manual.*

RPA

| YES | NO | |
|---|---|---|
| | | 1. Filter tape replaced |
| | | 2. Ran the Self-Test function |

III. **BAM SAMPLER** – Routine Maintenance (semiannual). Check yes if maintenance was performed during this visit. *See page 56 of BAM manual.*

RPA

| YES | NO | |
|---|---|---|
| | | 1. Replaced muffler on the pump (*Work performed by Air Sciences) |
| | | 2. Complete calibration of flow system (*Work performed by Air Sciences) |

IV. **BAM SAMPLER** – Routine Maintenance (annual). Check yes if maintenance was performed during this visit. *See page 56 of BAM manual.*

RPA

| YES | NO | |
|---|---|---|
| | | 1. Carbon vanes in pump checked/replaced (*Work performed by Air Sciences) |
| | | 2. Inlet system cleaned (*Work performed by Air Sciences) |

**Comments/Unusual Occurrences: _____

Signature: Kami Ballard

**Fax completed form to Air Sciences at 303-279-3796

# WEST PLANT

BAM PM 2.5 WEEKLY SITE CHECK FORM
**RESOLUTION MONITORING PROJECT**
PROJECT NO. 262-1

AIR SCIENCES INC.
DENVER • PORTLAND

Date: 07.12.2012 Time: 8:15 am Operator: Kami Ballard

**I. BAM SAMPLER** – Weekly Checks.

| YES | NO | |
|---|---|---|
| ✓ | | 1. The sampler is intact and the inlet head is unobstructed. |
| ✓ | | 2. The vacuum pump is running and sounds normal. |
| ✓ | | 3. The temperature shield is intact, and the sensor is inside of it. |
| ✓ | | 4. The BAM is reading the correct time and day. |
| ✓ | | 5. The tape is in the proper position and does not need to be changed (tape should be changed every 2 months). |
| ✓ | | 6. Error log was checked (F3), and errors followed up on (see manual). 7/10 @ 9:16 maintenance |
| ✓ | | 7. Climate control appears operational (If it's cold out the shelter should feel warm, if it's hot out the shelter should feel cool) |

**II. BAM SAMPLER** – Routine Maintenance (monthly). Check yes if maintenance was performed during this visit. *See page 56 of BAM manual.*

| YES | NO | KJD | |
|---|---|---|---|
| | | ✓ | 1. Inlet Flow check Performed |
| | | ✓ | 2. Visual inspection and dust removal |
| | | ✓ | 3. Leak check performed |
| | | ✓ | 4. PM10 and 2.5 cyclone particle trap cleaned |
| | | ✓ | 5. Inlet nozzle and nozzle are cleaned |

AIR SCIENCES INC.
DENVER • PORTLAND

RPA — REVIEWED BY — DATE 7/19/12
KJD — AUDITED BY — DATE 7/19/12

**II. BAM SAMPLER** – Routine Maintenance (every 2 months). Check yes if maintenance was performed during this visit. *See page 56 of BAM manual.*

| YES | NO | KJD | |
|---|---|---|---|
| | | ✓ | 1. Filter tape replaced |
| | | ✓ | 2. Ran the Self-Test function |

**III. BAM SAMPLER** – Routine Maintenance (semiannual). Check yes if maintenance was performed during this visit. *See page 56 of BAM manual.*

| YES | NO | KJD | |
|---|---|---|---|
| | | ✓ | 1. Replaced muffler on the pump (*Work performed by Air Sciences) |
| | | ✓ | 2. Complete calibration of flow system (*Work performed by Air Sciences) |

**IV. BAM SAMPLER** – Routine Maintenance (annual). Check yes if maintenance was performed during this visit. *See page 56 of BAM manual.*

| YES | NO | KJD | |
|---|---|---|---|
| | | ✓ | 1. Carbon vanes in pump checked/replaced (*Work performed by Air Sciences) |
| | | ✓ | 2. Inlet system cleaned (*Work performed by Air Sciences) |

**Comments/Unusual Occurrences: _____

Signature: Kami Ballard

**Fax completed form to Air Sciences at 303-279-3796

# WEST PLANT

BAM PM 2.5 WEEKLY SITE CHECK FORM
RESOLUTION MONITORING PROJECT
PROJECT NO. 262-1

AIR SCIENCES INC.
DENVER • PORTLAND

Date: 7·19·2012 Time: 9:01 am Operator: K. Ballard

**I. BAM SAMPLER** – Weekly Checks.

| YES | NO | | |
|---|---|---|---|
| X | | 1. | The sampler is intact and the inlet head is unobstructed. |
| X | | 2. | The vacuum pump is running and sounds normal. |
| X | | 3. | The temperature shield is intact, and the sensor is inside of it. |
| X | | 4. | The BAM is reading the correct time and day. |
| X | | 5. | The tape is in the proper position and does not need to be changed (tape should be changed every 2 months). |
| X | | 6. | Error log was checked (F3), and errors followed up on (see manual). |
| X | | 7. | Climate control appears operational (If it's cold out the shelter should feel warm, if it's hot out the shelter should feel cool) |

**II. BAM SAMPLER** – Routine Maintenance (monthly). Check yes if maintenance was performed during this visit. *See page 56 of BAM manual.*

| YES | NO | | |
|---|---|---|---|
| | KJD | 1. | Inlet Flow check Performed |
| | | 2. | Visual inspection and dust removal |
| | | 3. | Leak check performed |
| | | 4. | PM10 and 2.5 cyclone particle trap cleaned |
| | | 5. | Inlet nozzle and nozzle are cleaned |

AIR SCIENCES INC.
DENVER • PORTLAND

RPA — REVIEWED BY — DATE 7/30/12
KJD — AUDITED BY — DATE 7/26/12

**II. BAM SAMPLER** – Routine Maintenance (every 2 months). Check yes if maintenance was performed during this visit. *See page 56 of BAM manual.*

| YES | NO | | |
|---|---|---|---|
| | KJD | 1. | Filter tape replaced |
| | | 2. | Ran the Self-Test function |

**III. BAM SAMPLER** – Routine Maintenance (semiannual). Check yes if maintenance was performed during this visit. *See page 56 of BAM manual.*

| YES | NO | | |
|---|---|---|---|
| | KJD | 1. | Replaced muffler on the pump (*Work performed by Air Sciences) |
| | | 2. | Complete calibration of flow system (*Work performed by Air Sciences) |

**IV. BAM SAMPLER** – Routine Maintenance (annual). Check yes if maintenance was performed during this visit. *See page 56 of BAM manual.*

| YES | NO | | |
|---|---|---|---|
| | KJD | 1. | Carbon vanes in pump checked/replaced (*Work performed by Air Sciences) |
| | | 2. | Inlet system cleaned (*Work performed by Air Sciences) |

**Comments/Unusual Occurrences: _____

Signature: Kami Ballard

**Fax completed form to Air Sciences at 303-279-3796

# WEST PLANT

BAM PM 2.5 WEEKLY SITE CHECK FORM
RESOLUTION MONITORING PROJECT
PROJECT NO. 262-1

AIR SCIENCES INC.
DENVER • PORTLAND

Date: 7·26·2012 Time: 11:32 am Operator: Kami Ballard

**I. BAM SAMPLER** – Weekly Checks.

| YES | NO | |
|---|---|---|
| ✓ | | 1. The sampler is intact and the inlet head is unobstructed. |
| ✓ | | 2. The vacuum pump is running and sounds normal. |
| ✓ | | 3. The temperature shield is intact, and the sensor is inside of it. |
| ✓ | | 4. The BAM is reading the correct time and day. |
| ✓ | | 5. The tape is in the proper position and does not need to be changed (tape should be changed every 2 months). |
| ✓ | | 6. Error log was checked (F3), and errors followed up on (see manual). |
| ✓ | | 7. Climate control appears operational (If it's cold out the shelter should feel warm, if it's hot out the shelter should feel cool) |

**II. BAM SAMPLER** – Routine Maintenance (monthly). Check yes if maintenance was performed during this visit. *See page 56 of BAM manual.*

RPA

| YES | NO | |
|---|---|---|
| | | 1. Inlet Flow check Performed |
| | | 2. Visual inspection and dust removal |
| | | 3. Leak check performed |
| | | 4. PM10 and 2.5 cyclone particle trap cleaned |
| | | 5. Inlet nozzle and nozzle are cleaned |

AIR SCIENCES INC.
DENVER • PORTLAND

RPA 8/3/12
DATE

BR 8-2-12
DATE

**II. BAM SAMPLER** – Routine Maintenance (every 2 months). Check yes if maintenance was performed during this visit. *See page 56 of BAM manual.*

RPA

| YES | NO | |
|---|---|---|
| | | 1. Filter tape replaced |
| | | 2. Ran the Self-Test function |

**III. BAM SAMPLER** – Routine Maintenance (semiannual). Check yes if maintenance was performed during this visit. *See page 56 of BAM manual.*

RPA

| YES | NO | |
|---|---|---|
| | | 1. Replaced muffler on the pump (*Work performed by Air Sciences) |
| | | 2. Complete calibration of flow system (*Work performed by Air Sciences) |

**IV. BAM SAMPLER** – Routine Maintenance (annual). Check yes if maintenance was performed during this visit. *See page 56 of BAM manual.*

RPA

| YES | NO | |
|---|---|---|
| | | 1. Carbon vanes in pump checked/replaced (*Work performed by Air Sciences) |
| | | 2. Inlet system cleaned (*Work performed by Air Sciences) |

**Comments/Unusual Occurrences: _____

Signature: Kami Ballard

**Fax completed form to Air Sciences at 303-279-3796

# WEST PLANT

BAM PM 2.5 WEEKLY SITE CHECK FORM
RESOLUTION MONITORING PROJECT
PROJECT NO. 262-1

AIR SCIENCES INC.
DENVER • PORTLAND

Date: 07·31·2012 Time: 9:15 am Operator: K. Ballard

**I. BAM SAMPLER** – Weekly Checks.

| YES | NO | |
|---|---|---|
| ✓ | | 1. The sampler is intact and the inlet head is unobstructed. |
| ✓ | | 2. The vacuum pump is running and sounds normal. |
| ✓ | | 3. The temperature shield is intact, and the sensor is inside of it. |
| ✓ | | 4. The BAM is reading the correct time and day. |
| ✓ | | 5. The tape is in the proper position and does not need to be changed (tape should be changed every 2 months). |
| ✓ | | 6. Error log was checked (F3), and errors followed up on (see manual). N/A |
| ✓ | | 7. Climate control appears operational (If it's cold out the shelter should feel warm, if it's hot out the shelter should feel cool) |

**II. BAM SAMPLER** – Routine Maintenance (monthly). Check yes if maintenance was performed during this visit. *See page 56 of BAM manual.*

| YES | NO | |
|---|---|---|
| ✓ | | 1. Inlet Flow check Performed |
| ✓ | | 2. Visual inspection and dust removal |
| ✓ | | 3. Leak check performed |
| | ✓ | 4. PM10 and 2.5 cyclone particle trap cleaned |
| ✓ | | 5. Inlet nozzle and nozzle are cleaned |

AIR SCIENCES INC.
DENVER • PORTLAND
REVIEWED BY BR DATE 8/2/12
AUDITED BY DATE

**II. BAM SAMPLER** – Routine Maintenance (every 2 months). Check yes if maintenance was performed during this visit. *See page 56 of BAM manual.*

| YES | NO | RPA |
|---|---|---|
| | | 1. Filter tape replaced |
| | | 2. Ran the Self-Test function |

**III. BAM SAMPLER** – Routine Maintenance (semiannual). Check yes if maintenance was performed during this visit. *See page 56 of BAM manual.*

| YES | NO | RPA |
|---|---|---|
| | | 1. Replaced muffler on the pump (*Work performed by Air Sciences) |
| | | 2. Complete calibration of flow system (*Work performed by Air Sciences) |

**IV. BAM SAMPLER** – Routine Maintenance (annual). Check yes if maintenance was performed during this visit. *See page 56 of BAM manual.*

| YES | NO | RPA |
|---|---|---|
| | | 1. Carbon vanes in pump checked/replaced (*Work performed by Air Sciences) |
| | | 2. Inlet system cleaned (*Work performed by Air Sciences) |

**Comments/Unusual Occurrences: _____

Signature: Kame Ballard

**Fax completed form to Air Sciences at 303-279-3796

AIR SCIENCES INC.

DENVER • PORTLAND

# Monthly Flow Verification $PM_{2.5}$

**West Plant**

PARTICULATE MONITORING PROJECT

PROJECT NO. 262-1

Met One BAM 1020 $PM_{2.5}$: S/N: M3193

Firmware: 3236-06 V3.63

Calibrator: Delta Cal S/N: 1084

Date of Flow Audit: 7.31.2012

Time of Flow Audit: 9:42 am

AIR SCIENCES INC. DENVER • PORTLAND

REVIEWED BY RPA DATE 8/3/12

AUDITED BY BR DATE 8/2/12

| | BAM | STD |
|---|---|---|
| Ambient Temperature (AT) °c | 28.6 | 29.8 |
| Berometric Pressure mmHg | 686 | 686 |

| | Set Point (lpm) | BAM | % Diff (1) | STD Flow Meter | % Diff (2) |
|---|---|---|---|---|---|
| (1) Actual Flow | 15 | 15.0 | 0 | 14.52 | 3.306 |
| *Acceptable Differential* | | *14.700 - 15.300* | *+/- 2%* | *14.250 - 15.750* | *+/- 5%* |
| (2) Actual Flow | 18.4 | 18.4 | 0 | 17.98 | 2.34 |
| *Acceptable Differential* | | *18.032 - 18.768* | *+/- 2%* | *17.480 - 19.320* | *+/- 5%* |
| (3) Actual Flow | 16.7 | 16.7 | 0 | 16.2 | 3.07 |
| *Acceptable Differential* | | *16.336 - 17.034* | *+/- 2%* | *15.865 - 17.535* | *+/- 5%* |

Calculations:

(1) % Diff = [(BAM - Set Point)/Set Point]*100 (+/- 2%)

(2) % Diff = [(BAM - Calibrator)/Calibrator]*100 (+/- 5%)

(2) Leak Test — BAM: .1/4.8 **Should be < 1.0 LPM**

Comments/Abnormalities: Leak Test performed twice. LPM would drop down to .1 but would not stabilize. It stabilized around 4.8-5.1 & would drop to .1 before jumping back up & stabilizing shortly at 4.8 again!

Signature: Kami Ballard

Upon completion of this form, fax to Air Sciences at 303-279-3796

# ADVISED SITE OPERATOR TO CLEAN THE SAMPLER NOZZLE AND PERFORM ANOTHER LEAK CHECK - RPA

# WEST PLANT

BAM PM 2.5 WEEKLY SITE CHECK FORM
RESOLUTION MONITORING PROJECT
PROJECT NO. 262-1

AIR SCIENCES INC.
DENVER • PORTLAND

Date: 8-7-12 Time: 8:00 Operator: K. Baak

I. BAM SAMPLER – Weekly Checks.

| YES | NO | |
|---|---|---|
| ✓ | | 1. The sampler is intact and the inlet head is unobstructed. |
| ✓ | | 2. The vacuum pump is running and sounds normal. |
| ✓ | | 3. The temperature shield is intact, and the sensor is inside of it. |
| ✓ | | 4. The BAM is reading the correct time and day. |
| | ✓ | 5. The tape is in the proper position and does not need to be changed (tape should be changed every 2 months). changed tape |
| ✓ | | 6. Error log was checked (F3), and errors followed up on (see manual). |
| ✓ | | 7. Climate control appears operational (If it's cold out the shelter should feel warm, if it's hot out the shelter should feel cool) |

II. BAM SAMPLER – Routine Maintenance (monthly). Check yes if maintenance was performed during this visit. *See page 56 of BAM manual.*

| YES | NO | |
|---|---|---|
| | ✓ | 1. Inlet Flow check Performed |
| | ✓ | 2. Visual inspection and dust removal |
| | ✓ | 3. Leak check performed |
| | ✓ | 4. PM10 and 2.5 cyclone particle trap cleaned |
| ✓ | | 5. Inlet nozzle and nozzle are cleaned |

AIR SCIENCES INC.
DENVER • PORTLAND

RPA — REVIEWED BY — DATE 8/9/12
RMH — AUDITED BY — DATE 8/9/12

II. BAM SAMPLER – Routine Maintenance (every 2 months). Check yes if maintenance was performed during this visit. *See page 56 of BAM manual.*

| YES | NO | |
|---|---|---|
| ✓ | | 1. Filter tape replaced |
| ✓ | | 2. Ran the Self-Test function |

III. BAM SAMPLER – Routine Maintenance (semiannual). Check yes if maintenance was performed during this visit. *See page 56 of BAM manual.*

| YES | NO | RMH | |
|---|---|---|---|
| | | | 1. Replaced muffler on the pump (*Work performed by Air Sciences) |
| | | | 2. Complete calibration of flow system (*Work performed by Air Sciences) |

IV. BAM SAMPLER – Routine Maintenance (annual). Check yes if maintenance was performed during this visit. *See page 56 of BAM manual.*

| YES | NO | RMH | |
|---|---|---|---|
| | | | 1. Carbon vanes in pump checked/replaced (*Work performed by Air Sciences) |
| | | | 2. Inlet system cleaned (*Work performed by Air Sciences) |

**Comments/Unusual Occurrences: CONC. WAS INVALIDATED BY K. DEHENAU @ 09:00 DUE TO OPERATOR MAINTENANCE. RMH

Signature: Karl Baak

**Fax completed form to Air Sciences at 303-279-3796

# WEST PLANT

BAM PM 2.5 WEEKLY SITE CHECK FORM
RESOLUTION MONITORING PROJECT
PROJECT NO. 262-1

AIR SCIENCES INC.
DENVER • PORTLAND

Date: 08·16·2012 Time: 10:26 Operator: _____

I. **BAM SAMPLER** – Weekly Checks.

| YES | NO | |
|---|---|---|
| ✓ | | 1. The sampler is intact and the inlet head is unobstructed. |
| ✓ | | 2. The vacuum pump is running and sounds normal. |
| ✓ | | 3. The temperature shield is intact, and the sensor is inside of it. |
| ✓ | | 4. The BAM is reading the correct time and day. |
| ✓ | | 5. The tape is in the proper position and does not need to be changed (tape should be changed every 2 months). |
| ✓ | | 6. Error log was checked (F3), and errors followed up on (see manual). 08/07 → Tape Latch 8:04am 08/07 → Maintenance |
| ✓ | | 7. Climate control appears operational (If it's cold out the shelter should feel warm, if it's hot out the shelter should feel cool) |

II. **BAM SAMPLER** – Routine Maintenance (monthly). Check yes if maintenance was performed during this visit. *See page 56 of BAM manual.*

| YES | NO | KJD | |
|---|---|---|---|
| | | | 1. Inlet Flow check Performed |
| | | | 2. Visual inspection and dust removal |
| | | | 3. Leak check performed |
| | | | 4. PM10 and 2.5 cyclone particle trap cleaned |
| | | | 5. Inlet nozzle and nozzle are cleaned |

AIR SCIENCES INC.
DENVER • PORTLAND

| | |
|---|---|
| RPA | 8/23/12 |
| REVIEWED BY | DATE |
| KJD | 8/23/12 |
| AUDITED BY | DATE |

II. **BAM SAMPLER** – Routine Maintenance (every 2 months). Check yes if maintenance was performed during this visit. *See page 56 of BAM manual.*

| YES | NO | KJD | |
|---|---|---|---|
| | | | 1. Filter tape replaced |
| | | | 2. Ran the Self-Test function |

III. **BAM SAMPLER** – Routine Maintenance (semiannual). Check yes if maintenance was performed during this visit. *See page 56 of BAM manual.*

| YES | NO | KJD | |
|---|---|---|---|
| | | | 1. Replaced muffler on the pump (*Work performed by Air Sciences) |
| | | | 2. Complete calibration of flow system (*Work performed by Air Sciences) |

IV. **BAM SAMPLER** – Routine Maintenance (annual). Check yes if maintenance was performed during this visit. *See page 56 of BAM manual.*

| YES | NO | KJD | |
|---|---|---|---|
| | | | 1. Carbon vanes in pump checked/replaced (*Work performed by Air Sciences) |
| | | | 2. Inlet system cleaned (*Work performed by Air Sciences) |

**Comments/Unusual Occurrences: _____

Signature: Kami Bell

**Fax completed form to Air Sciences at 303-279-3796

# WEST PLANT

BAM PM 2.5 WEEKLY SITE CHECK FORM
RESOLUTION MONITORING PROJECT
PROJECT NO. 262-1

AIR SCIENCES INC.
DENVER • PORTLAND

Date: 08·23·2012 Time: 9:23 Operator: Kami Ballard

**I. BAM SAMPLER** – Weekly Checks.

| YES | NO | |
|---|---|---|
| ✓ | | 1. The sampler is intact and the inlet head is unobstructed. |
| ✓ | | 2. The vacuum pump is running and sounds normal. |
| ✓ | | 3. The temperature shield is intact, and the sensor is inside of it. |
| ✓ | | 4. The BAM is reading the correct time and day. |
| ✓ | | 5. The tape is in the proper position and does not need to be changed (tape should be changed every 2 months). |
| ✓ | | 6. Error log was checked (F3), and errors followed up on (see manual). |
| ✓ | | 7. Climate control appears operational (If it's cold out the shelter should feel warm, if it's hot out the shelter should feel cool) |

**II. BAM SAMPLER** – Routine Maintenance (monthly). Check yes if maintenance was performed during this visit. *See page 56 of BAM manual.*

| YES | NO | KJD | |
|---|---|---|---|
| | | ✓ | 1. Inlet Flow check Performed |
| | | ✓ | 2. Visual inspection and dust removal |
| | | ✓ | 3. Leak check performed |
| | | ✓ | 4. PM10 and 2.5 cyclone particle trap cleaned |
| | | ✓ | 5. Inlet nozzle and nozzle are cleaned |

AIR SCIENCES INC.
DENVER • PORTLAND

RPA — REVIEWED BY — DATE 8/23/12
KJD — AUDITED BY — DATE 8/23/12

**II. BAM SAMPLER** – Routine Maintenance (every 2 months). Check yes if maintenance was performed during this visit. *See page 56 of BAM manual.*

| YES | NO | KJD | |
|---|---|---|---|
| | | ✓ | 1. Filter tape replaced |
| | | ✓ | 2. Ran the Self-Test function |

**III. BAM SAMPLER** – Routine Maintenance (semiannual). Check yes if maintenance was performed during this visit. *See page 56 of BAM manual.*

| YES | NO | KJD | |
|---|---|---|---|
| | | ✓ | 1. Replaced muffler on the pump (*Work performed by Air Sciences) |
| | | ✓ | 2. Complete calibration of flow system (*Work performed by Air Sciences) |

**IV. BAM SAMPLER** – Routine Maintenance (annual). Check yes if maintenance was performed during this visit. *See page 56 of BAM manual.*

| YES | NO | KJD | |
|---|---|---|---|
| | | ✓ | 1. Carbon vanes in pump checked/replaced (*Work performed by Air Sciences) |
| | | ✓ | 2. Inlet system cleaned (*Work performed by Air Sciences) |

**Comments/Unusual Occurrences: _____

Signature: Kami Ballard

**Fax completed form to Air Sciences at 303-279-3796

# WEST PLANT

BAM PM 2.5 WEEKLY SITE CHECK FORM
RESOLUTION MONITORING PROJECT
PROJECT NO. 262-1

AIR SCIENCES INC.
DENVER • PORTLAND

Date: 09-06-2012 Time: 12:26 Operator: [signature]

I. **BAM SAMPLER** – Weekly Checks.

| YES | NO | |
|---|---|---|
| ✓ | | 1. The sampler is intact and the inlet head is unobstructed. |
| ✓ | | 2. The vacuum pump is running and sounds normal. |
| ✓ | | 3. The temperature shield is intact, and the sensor is inside of it. |
| ✓ | | 4. The BAM is reading the correct time and day. |
| ✓ | | 5. The tape is in the proper position and does not need to be changed (tape should be changed every 2 months). |
| ✓ | | 6. Error log was checked (F3), and errors followed up on (see manual). |
| ✓ | | 7. Climate control appears operational (If it's cold out the shelter should feel warm, if it's hot out the shelter should feel cool) |

II. **BAM SAMPLER** – Routine Maintenance (monthly). Check yes if maintenance was performed during this visit. *See page 56 of BAM manual.*

| YES | NO | |
|---|---|---|
| | ↓ BR | 1. Inlet Flow check Performed |
| | ↓ | 2. Visual inspection and dust removal |
| | ↓ | 3. Leak check performed |
| | ↓ | 4. PM10 and 2.5 cyclone particle trap cleaned |
| | ↓ | 5. Inlet nozzle and nozzle are cleaned |

AIR SCIENCES INC.
DENVER • PORTLAND
REVIEWED BY RPA 9/24/12
AUDITED BY BR 9/17/12

II. **BAM SAMPLER** – Routine Maintenance (every 2 months). Check yes if maintenance was performed during this visit. *See page 56 of BAM manual.*

| YES | NO | |
|---|---|---|
| | ↓ BR | 1. Filter tape replaced |
| | ↓ | 2. Ran the Self-Test function |

III. **BAM SAMPLER** – Routine Maintenance (semiannual). Check yes if maintenance was performed during this visit. *See page 56 of BAM manual.*

| YES | NO | |
|---|---|---|
| | ↓ BR | 1. Replaced muffler on the pump (*Work performed by Air Sciences) |
| | ↓ | 2. Complete calibration of flow system (*Work performed by Air Sciences) |

IV. **BAM SAMPLER** – Routine Maintenance (annual). Check yes if maintenance was performed during this visit. *See page 56 of BAM manual.*

| YES | NO | |
|---|---|---|
| | ↓ BR | 1. Carbon vanes in pump checked/replaced (*Work performed by Air Sciences) |
| | ↓ | 2. Inlet system cleaned (*Work performed by Air Sciences) |

**Comments/Unusual Occurrences: _____

Signature: [signature]

**Fax completed form to Air Sciences at 303-279-3796

AIR SCIENCES INC.

DENVER • PORTLAND

# Monthly Flow Verification $PM_{2.5}$

**West Plant**

PARTICULATE MONITORING PROJECT

PROJECT NO. 262-1

Met One BAM 1020 — $PM_{2.5}$: — S/N: M3193

Firmware: 3236-06 — V3.63

Calibrator: Delta Cal — S/N: 1034

Date of Flow Audit: 09-10-2012 → Troubleshooting Flow Ver. Issues.

Time of Flow Audit: 1:40 pm

| | BAM | STD | Delta Cal |
|---|---|---|---|
| Ambient Temperature (AT) °c | 29.0 | 28.6 | 30.1 |
| Berometric Pressure mmHg | 684 | 684 | 684.5 |

| | Set Point (lpm) | BAM | % Diff (1) | STD Flow Meter | % Diff (2) |
|---|---|---|---|---|---|
| (1) Actual Flow | 15 | 15.1 / 15 | | 13.56 / 15.1 | calibrate / -0.66 BR |
| *Acceptable Differential* | | *14.700 - 15.300* | *+/- 2%* | *14.250 - 15.750* | *+/- 5%* |
| (2) Actual Flow | 18.4 | 18.3 / 18.4 | | 16.7 / 18.6 | calibrate / -1.09 BR |
| *Acceptable Differential* | | *18.032 - 18.768* | *+/- 2%* | *17.480 - 19.320* | *+/- 5%* |
| (3) Actual Flow | 16.7 | 16.7 / 16.7 | | 15.1 / 16.78 | calibrate / -0.48 BR |
| *Acceptable Differential* | | *16.336 - 17.034* | *+/- 2%* | *15.865 - 17.535* | *+/- 5%* |

Calculations:

(1) % Diff = [(BAM - Set Point)/Set Point]*100 (+/- 2%)

(2) % Diff = [(BAM - Calibrator)/Calibrator]*100 (+/- 5%)

AIR SCIENCES INC. DENVER • PORTLAND

RPA — 9/24/12 (DATE)

BR — 9/17/2012 (DATE)

| | | BAM |
|---|---|---|
| (2) Leak Test | 1. | 9.7 |
| | 2. | 8.1 |

**Should be < 1.0 LPM**

* Leak Test #3 — .2

Comments/Abnormalities: Calibrated flow parameters

Cleaned nozzle again. Debris was stuck on nozzle. Leak test stabilized at .2 after nozzle was cleaned

Signature: [illegible]

Upon completion of this form, fax to Air Sciences at 303-279-3796

# WEST PLANT

BAM PM 2.5 WEEKLY SITE CHECK FORM
RESOLUTION MONITORING PROJECT
PROJECT NO. 262-1

AIR SCIENCES INC.

Date: 09.14.2012 Time: 9:18 Operator: Kami Ballard

I. **BAM SAMPLER** – Weekly Checks.

| YES | NO | |
|---|---|---|
| ✓ | | 1. The sampler is intact and the inlet head is unobstructed. |
| ✓ | | 2. The vacuum pump is running and sounds normal. |
| ✓ | | 3. The temperature shield is intact, and the sensor is inside of it. |
| ✓ | | 4. The BAM is reading the correct time and day. |
| ✓ | | 5. The tape is in the proper position and does not need to be changed (tape should be changed every 2 months). |
| ✓ | | 6. Error log was checked (F3), and errors followed up on (see manual). 9/10 → Maintenance @ 1:04 |
| ✓ | | 7. Climate control appears operational (If it's cold out the shelter should feel warm, if it's hot out the shelter should feel cool) |

II. **BAM SAMPLER** – Routine Maintenance (monthly). Check yes if maintenance was performed during this visit. *See page 56 of BAM manual.*

| YES | NO | |
|---|---|---|
| ✓ | | 1. Inlet Flow check Performed (9.10.2012) |
| ✓ | | 2. Visual inspection and dust removal (9.10.2012) |
| ✓ | | 3. Leak check performed (9.10.2012) |
| | ✓ | 4. PM10 and 2.5 cyclone particle trap cleaned |
| ✓ | | 5. Inlet nozzle and nozzle are cleaned (09.10.2012) |

AIR SCIENCES INC. DENVER • PORTLAND
REVIEWED BY RPA DATE 9/24/12
AUDITED BY BR DATE 9/17/12

II. **BAM SAMPLER** – Routine Maintenance (every 2 months). Check yes if maintenance was performed during this visit. *See page 56 of BAM manual.*

| YES | NO | |
|---|---|---|
| | ✓ | 1. Filter tape replaced |
| ✓ | | 2. Ran the Self-Test function (09.10.2012 |

III. **BAM SAMPLER** – Routine Maintenance (semiannual). Check yes if maintenance was performed during this visit. *See page 56 of BAM manual.*

| YES | NO | RPA | |
|---|---|---|---|
| | | | 1. Replaced muffler on the pump (*Work performed by Air Sciences) |
| | | | 2. Complete calibration of flow system (*Work performed by Air Sciences) |

IV. **BAM SAMPLER** – Routine Maintenance (annual). Check yes if maintenance was performed during this visit. *See page 56 of BAM manual.*

| YES | NO | RPA | |
|---|---|---|---|
| | | | 1. Carbon vanes in pump checked/replaced (*Work performed by Air Sciences) |
| | | | 2. Inlet system cleaned (*Work performed by Air Sciences) |

**Comments/Unusual Occurrences: Monthly maintenance steps performed on BAM 2.5 for trouble shooting reasons. Issue was resolved 09.10.2012

Signature: [signature]

**Fax completed form to Air Sciences at 303-279-3796

# WEST PLANT

BAM PM 2.5 WEEKLY SITE CHECK FORM
RESOLUTION MONITORING PROJECT
PROJECT NO. 262-1

AIR SCIENCES INC.

Date: 9·21·2012 Time: 1:47 Operator: Kane BaClard

I. **BAM SAMPLER** – Weekly Checks.

| YES | NO | |
|---|---|---|
| ✓ | | 1. The sampler is intact and the inlet head is unobstructed. |
| ✓ | | 2. The vacuum pump is running and sounds normal. |
| ✓ | | 3. The temperature shield is intact, and the sensor is inside of it. |
| ✓ | | 4. The BAM is reading the correct time and day. |
| ✓ | | 5. The tape is in the proper position and does not need to be changed (tape should be changed every 2 months). |
| ✓ | | 6. Error log was checked (F3), and errors followed up on (see manual). |
| ✓ | | 7. Climate control appears operational (If it's cold out the shelter should feel warm, if it's hot out the shelter should feel cool) |

II. **BAM SAMPLER** – Routine Maintenance (monthly). Check yes if maintenance was performed during this visit. *See page 56 of BAM manual.*

| YES | NO | |
|---|---|---|
| | ↓ | 1. Inlet Flow check Performed |
| | ↓ | 2. Visual inspection and dust removal |
| | ↓ | 3. Leak check performed |
| | ↓ | 4. PM10 and 2.5 cyclone particle trap cleaned |
| | ↓ | 5. Inlet nozzle and nozzle are cleaned |

AIR SCIENCES INC.
DENVER • PORTLAND

RPA 9/26/12
REVIEWED BY DATE

BR 9/24/2012
AUDITED BY DATE

II. **BAM SAMPLER** – Routine Maintenance (every 2 months). Check yes if maintenance was performed during this visit. *See page 56 of BAM manual.*

| YES | NO | |
|---|---|---|
| | ↓ | 1. Filter tape replaced |
| | ↓ | 2. Ran the Self-Test function |

III. **BAM SAMPLER** – Routine Maintenance (semiannual). Check yes if maintenance was performed during this visit. *See page 56 of BAM manual.*

| YES | NO | |
|---|---|---|
| | ↓ | 1. Replaced muffler on the pump (*Work performed by Air Sciences) |
| | ↓ | 2. Complete calibration of flow system (*Work performed by Air Sciences) |

IV. **BAM SAMPLER** – Routine Maintenance (annual). Check yes if maintenance was performed during this visit. *See page 56 of BAM manual.*

| YES | NO | |
|---|---|---|
| | ↓ | 1. Carbon vanes in pump checked/replaced (*Work performed by Air Sciences) |
| | ↓ | 2. Inlet system cleaned (*Work performed by Air Sciences) |

**Comments/Unusual Occurrences: _____

Signature: _____

* No Site operator Signature
BR

**Fax completed form to Air Sciences at 303-279-3796

# WEST PLANT

BAM PM 2.5 WEEKLY SITE CHECK FORM
RESOLUTION MONITORING PROJECT
PROJECT NO. 262-1

AIR SCIENCES INC.

Date: 09-28-2012 Time: 9:00 am Operator: K Ballard

I. BAM SAMPLER – Weekly Checks.

| YES | NO | |
|---|---|---|
| ✓ | | 1. The sampler is intact and the inlet head is unobstructed. |
| ✓ | | 2. The vacuum pump is running and sounds normal. |
| ✓ | | 3. The temperature shield is intact, and the sensor is inside of it. |
| ✓ | | 4. The BAM is reading the correct time and day. |
| ✓ | | 5. The tape is in the proper position and does not need to be changed (tape should be changed every 2 months). |
| ✓ | | 6. Error log was checked (F3), and errors followed up on (see manual). |
| ✓ | | 7. Climate control appears operational (If it's cold out the shelter should feel warm, if it's hot out the shelter should feel cool) |

II. BAM SAMPLER – Routine Maintenance (monthly). Check yes if maintenance was performed during this visit. *See page 56 of BAM manual.*

| YES | NO | |
|---|---|---|
| ✓ | | 1. Inlet Flow check Performed |
| ✓ | | 2. Visual inspection and dust removal |
| ✓ | | 3. Leak check performed |
| ✓ | | 4. PM10 and 2.5 cyclone particle trap cleaned |
| ✓ | | 5. Inlet nozzle and nozzle are cleaned |

AIR SCIENCES INC.
DENVER • PORTLAND

REVIEWED BY RPA DATE 10/15/12

AUDITED BY RMH DATE 10/5/12

II. BAM SAMPLER – Routine Maintenance (every 2 months). Check yes if maintenance was performed during this visit. *See page 56 of BAM manual.*

| YES | NO RMH | |
|---|---|---|
| | ✓ | 1. Filter tape replaced |
| ✓ | | 2. Ran the Self-Test function |

III. BAM SAMPLER – Routine Maintenance (semiannual). Check yes if maintenance was performed during this visit. *See page 56 of BAM manual.*

| YES | NO RMH | |
|---|---|---|
| | ✓ | 1. Replaced muffler on the pump (*Work performed by Air Sciences) |
| | ✓ | 2. Complete calibration of flow system (*Work performed by Air Sciences) |

IV. BAM SAMPLER – Routine Maintenance (annual). Check yes if maintenance was performed during this visit. *See page 56 of BAM manual.*

| YES | NO RMH | |
|---|---|---|
| | ✓ | 1. Carbon vanes in pump checked/replaced (*Work performed by Air Sciences) |
| | ✓ | 2. Inlet system cleaned (*Work performed by Air Sciences) |

**Comments/Unusual Occurrences: _____

Signature: Kami Ballard

**Fax completed form to Air Sciences at 303-279-3796

AIR SCIENCES INC.

# Monthly Flow Verification $PM_{2.5}$

**West Plant**

**PARTICULATE MONITORING PROJECT**

PROJECT NO. 262-1

Met One BAM 1020 $PM_{2.5}$: S/N: M 8193
Firmware: 3236.06 V3.63
Calibrator: Delta Cal S/N: 1034

Date of Flow Audit: 9.28.2012
Time of Flow Audit: 9:08

AIR SCIENCES INC. DENVER • PORTLAND
REVIEWED BY RPA DATE 10/25/12
AUDITED BY RMH DATE 10/5/12

| | BAM | STD |
|---|---|---|
| Ambient Temperature (AT) °c | 25.5 | 24.8 |
| Berometric Pressure mmHg | 683.5 | 684 |

| | Set Point (lpm) | BAM | % Diff (1) | STD Flow Meter | % Diff (2) |
|---|---|---|---|---|---|
| (1) Actual Flow | 15 | 15 | 0 | 16.12 | -6.948 |
| *Acceptable* | | *14.700 - 15.300* | *+/- 2%* | *14.250 - 15.750* | |
| *Differential* | | | | | *+/- 5%* |
| (2) Actual Flow | 18.4 | 18.4 | 0 | over ? | * |
| *Acceptable* | | *18.032 - 18.768* | *+/- 2%* | *17.480 - 19.320* | |
| *Differential* | | | | | *+/- 5%* |
| (3) Actual Flow | 16.7 | 16.7 | 0 | 16.17 | 3.278 |
| *Acceptable* | | *16.336 - 17.034* | *+/- 2%* | *15.865 - 17.535* | |
| *Differential* | | | | | *+/- 5%* |

Calculations:
(1) % Diff = [(BAM - Set Point)/Set Point]*100 (+/- 2%)
(2) % Diff = [(BAM - Calibrator)/Calibrator]*100 (+/- 5%)

| | BAM |
|---|---|
| (2) Leak Test | .2 |

**Should be < 1.0 LPM**

Comments/Abnormalities: flow 2 on Delta Cal kept saying over
Not sure why

Signature: Kanie Ballard

Upon completion of this form, fax to Air Sciences at 303-279-3796

* K. DEHENAU CONTACTED SITE OPERATOR REGARDING INACCURATE FLOW READINGS.
10:00 HOURS INVALIDATED BY K. DEHENAU DUE TO SITE OPERATOR MAINTENANCE.
* REPLICATED ISSUE REPORTED BY SITE OPERATOR DURING A FLOW CALIBRATION ON 10-9-12 BY ASI. — CALIBRATION COMPLETED TO RESOLVE ISSUE. — R. ATTRIDGE

# WEST PLANT

BAM PM10 WEEKLY SITE CHECK FORM
RESOLUTION MONITORING PROJECT
PROJECT NO. 262-1

AIR SCIENCES INC.
DENVER • PORTLAND

Date: 07·05·2012 Time: 10:35 Operator: Kane Ballard

**I. BAM SAMPLER – Weekly Checks.**

| YES | NO | |
|---|---|---|
| ✓ | | 1. The sampler is intact and the inlet head is unobstructed. |
| ✓ | | 2. The vacuum pump is running and sounds normal. |
| ✓ | | 3. The temperature shield is intact, and the sensor is inside of it. |
| ✓ | | 4. The BAM is reading the correct time and day. |
| ✓ | | 5. The tape is in the proper position and does not need to be changed (tape should be changed every 2 months). |
| ✓ | | 6. Error log was checked (F3), and errors followed up on (see manual). 6·27@ 10:10 → Delta Pressure 10:11 → Maintenance |
| ✓ | | 7. Climate control appears operational (If it's cold out the shelter should feel warm, if it's hot out the shelter should feel cool) |

**II. BAM SAMPLER – Routine Maintenance (monthly).** Check yes if maintenance was performed during this visit. *See page 56 of BAM manual.*

RPA

| YES | NO | |
|---|---|---|
| | | 1. Inlet Flow check Performed |
| | | 2. Visual inspection and dust removal |
| | | 3. Leak check performed |
| | | 4. PM10 particle trap cleaned |
| | | 5. Inlet nozzle and nozzle are cleaned |

AIR SCIENCES INC.
DENVER • PORTLAND
REVIEWED BY KJD DATE 7/19/12
AUDITED BY RPA DATE 7/6/12

**II. BAM SAMPLER – Routine Maintenance (every 2 months).** Check yes if maintenance was performed during this visit. *See page 56 of BAM manual.*

RPA

| YES | NO | |
|---|---|---|
| | | 1. Filter tape replaced |
| | | 2. Ran the Self-Test function |

**III. BAM SAMPLER – Routine Maintenance (semiannual).** Check yes if maintenance was performed during this visit. *See page 56 of BAM manual.*

RPA

| YES | NO | |
|---|---|---|
| | | 1. Replaced muffler on the pump (*Work performed by Air Sciences) |
| | | 2. Complete calibration of flow system (*Work performed by Air Sciences) |

**IV. BAM SAMPLER – Routine Maintenance (annual).** Check yes if maintenance was performed during this visit. *See page 56 of BAM manual.*

RPA

| YES | NO | |
|---|---|---|
| | | 1. Carbon vanes in pump checked/replaced (*Work performed by Air Sciences) |
| | | 2. Inlet system cleaned (*Work performed by Air Sciences) |

**Comments/Unusual Occurrences: _____

Signature: Kane Ba

# WEST PLANT

BAM PM10 WEEKLY SITE CHECK FORM
RESOLUTION MONITORING PROJECT
PROJECT NO. 262-1

AIR SCIENCES INC.
DENVER • PORTLAND

Date: 07-12-2012 Time: 8:17am Operator: Kami Ballard

**I. BAM SAMPLER** – Weekly Checks.

| YES | NO | |
|---|---|---|
| ✓ | | 1. The sampler is intact and the inlet head is unobstructed. |
| ✓ | | 2. The vacuum pump is running and sounds normal. |
| ✓ | | 3. The temperature shield is intact, and the sensor is inside of it. |
| ✓ | | 4. The BAM is reading the correct time and day. |
| ✓ | | 5. The tape is in the proper position and does not need to be changed (tape should be changed every 2 months). |
| ✓ | | 6. Error log was checked (F3), and errors followed up on (see manual). 7/10 @ 8:35 → Maintenance |
| ✓ | | 7. Climate control appears operational (If it's cold out the shelter should feel warm, if it's hot out the shelter should feel cool) |

**II. BAM SAMPLER** – Routine Maintenance (monthly). Check yes if maintenance was performed during this visit. *See page 56 of BAM manual.*

| YES | NO | KJD | |
|---|---|---|---|
| | | ✓ | 1. Inlet Flow check Performed |
| | | ✓ | 2. Visual inspection and dust removal |
| | | ✓ | 3. Leak check performed |
| | | ✓ | 4. PM10 particle trap cleaned |
| | | ✓ | 5. Inlet nozzle and nozzle are cleaned |

AIR SCIENCES INC.
DENVER • PORTLAND

RPA — REVIEWED BY — DATE 7/19/12
KJD — AUDITED BY — DATE 7/19/12

**II. BAM SAMPLER** – Routine Maintenance (every 2 months). Check yes if maintenance was performed during this visit. *See page 56 of BAM manual.*

| YES | NO | KJD | |
|---|---|---|---|
| | | ✓ | 1. Filter tape replaced |
| | | ✓ | 2. Ran the Self-Test function |

**III. BAM SAMPLER** – Routine Maintenance (semiannual). Check yes if maintenance was performed during this visit. *See page 56 of BAM manual.*

| YES | NO | KJD | |
|---|---|---|---|
| | | ✓ | 1. Replaced muffler on the pump (*Work performed by Air Sciences) |
| | | ✓ | 2. Complete calibration of flow system (*Work performed by Air Sciences) |

**IV. BAM SAMPLER** – Routine Maintenance (annual). Check yes if maintenance was performed during this visit. *See page 56 of BAM manual.*

| YES | NO | KJD | |
|---|---|---|---|
| | | ✓ | 1. Carbon vanes in pump checked/replaced (*Work performed by Air Sciences) |
| | | ✓ | 2. Inlet system cleaned (*Work performed by Air Sciences) |

**Comments/Unusual Occurrences: _____

Signature: Kami Ballard

# WEST PLANT

BAM PM10 WEEKLY SITE CHECK FORM
RESOLUTION MONITORING PROJECT
PROJECT NO. 262-1

AIR SCIENCES INC.
DENVER • PORTLAND

Date: 7.19.2012 Time: 9:03 Operator: K. Ballard

I. **BAM SAMPLER** – Weekly Checks.

| YES | NO | |
|---|---|---|
| X | | 1. The sampler is intact and the inlet head is unobstructed. |
| X | | 2. The vacuum pump is running and sounds normal. |
| X | | 3. The temperature shield is intact, and the sensor is inside of it. |
| X | | 4. The BAM is reading the correct time and day. |
| X | | 5. The tape is in the proper position and does not need to be changed (tape should be changed every 2 months). |
| X | | 6. Error log was checked (F3), and errors followed up on (see manual). |
| X | | 7. Climate control appears operational (If it's cold out the shelter should feel warm, if it's hot out the shelter should feel cool) |

II. **BAM SAMPLER** – Routine Maintenance (monthly). Check yes if maintenance was performed during this visit. *See page 56 of BAM manual.*

| YES | NO | | |
|---|---|---|---|
| | | KJD | 1. Inlet Flow check Performed |
| | | | 2. Visual inspection and dust removal |
| | | | 3. Leak check performed |
| | | | 4. PM10 particle trap cleaned |
| | | | 5. Inlet nozzle and nozzle are cleaned |

AIR SCIENCES INC.
DENVER • PORTLAND

RPA — REVIEWED BY — DATE 7/30/12
KJD — AUDITED BY — DATE 7/26/12

II. **BAM SAMPLER** – Routine Maintenance (every 2 months). Check yes if maintenance was performed during this visit. *See page 56 of BAM manual.*

| YES | NO | | |
|---|---|---|---|
| | | KJD | 1. Filter tape replaced |
| | | | 2. Ran the Self-Test function |

III. **BAM SAMPLER** – Routine Maintenance (semiannual). Check yes if maintenance was performed during this visit. *See page 56 of BAM manual.*

| YES | NO | | |
|---|---|---|---|
| | | KJD | 1. Replaced muffler on the pump (*Work performed by Air Sciences) |
| | | | 2. Complete calibration of flow system (*Work performed by Air Sciences) |

IV. **BAM SAMPLER** – Routine Maintenance (annual). Check yes if maintenance was performed during this visit. *See page 56 of BAM manual.*

| YES | NO | | |
|---|---|---|---|
| | | KJD | 1. Carbon vanes in pump checked/replaced (*Work performed by Air Sciences) |
| | | | 2. Inlet system cleaned (*Work performed by Air Sciences) |

*Comments/Unusual Occurrences: _____

Signature: Karen Ballard

# WEST PLANT

BAM PM10 WEEKLY SITE CHECK FORM
RESOLUTION MONITORING PROJECT
PROJECT NO. 262-1

AIR SCIENCES INC.
DENVER • PORTLAND

Date: 7-26-2012 Time: 11:34 am Operator: Karen Ballard

I. **BAM SAMPLER** – Weekly Checks.

| YES | NO | |
|---|---|---|
| ✓ | | 1. The sampler is intact and the inlet head is unobstructed. |
| ✓ | | 2. The vacuum pump is running and sounds normal. |
| ✓ | | 3. The temperature shield is intact, and the sensor is inside of it. |
| ✓ | | 4. The BAM is reading the correct time and day. |
| ✓ | | 5. The tape is in the proper position and does not need to be changed (tape should be changed every 2 months). |
| ✓ | | 6. Error log was checked (F3), and errors followed up on (see manual). |
| ✓ | | 7. Climate control appears operational (If it's cold out the shelter should feel warm, if it's hot out the shelter should feel cool) |

II. **BAM SAMPLER** – Routine Maintenance (monthly). Check yes if maintenance was performed during this visit. *See page 56 of BAM manual.*

RPA

| YES | NO | |
|---|---|---|
| | | 1. Inlet Flow check Performed |
| | | 2. Visual inspection and dust removal |
| | | 3. Leak check performed |
| | | 4. PM10 particle trap cleaned |
| | | 5. Inlet nozzle and nozzle are cleaned |

AIR SCIENCES INC.
DENVER • PORTLAND

RPA 8/3/12
REVIEWED BY DATE
BR 8/21/12
AUDITED BY DATE

II. **BAM SAMPLER** – Routine Maintenance (every 2 months). Check yes if maintenance was performed during this visit. *See page 56 of BAM manual.*

RPA

| YES | NO | |
|---|---|---|
| | | 1. Filter tape replaced |
| | | 2. Ran the Self-Test function |

III. **BAM SAMPLER** – Routine Maintenance (semiannual). Check yes if maintenance was performed during this visit. *See page 56 of BAM manual.*

RPA

| YES | NO | |
|---|---|---|
| | | 1. Replaced muffler on the pump (*Work performed by Air Sciences) |
| | | 2. Complete calibration of flow system (*Work performed by Air Sciences) |

IV. **BAM SAMPLER** – Routine Maintenance (annual). Check yes if maintenance was performed during this visit. *See page 56 of BAM manual.*

| YES | NO | |
|---|---|---|
| | | 1. Carbon vanes in pump checked/replaced (*Work performed by Air Sciences) |
| | | 2. Inlet system cleaned (*Work performed by Air Sciences) |

**Comments/Unusual Occurrences: _____

Signature: Karen Ballard

# WEST PLANT

BAM PM10 WEEKLY SITE CHECK FORM
RESOLUTION MONITORING PROJECT
PROJECT NO. 262-1

AIR SCIENCES INC.
DENVER • PORTLAND

Date: 7·31·2012 Time: 9:25 Operator: K Baccard

I. **BAM SAMPLER** – Weekly Checks.

| YES | NO | |
|---|---|---|
| ✓ | | 1. The sampler is intact and the inlet head is unobstructed. |
| ✓ | | 2. The vacuum pump is running and sounds normal. |
| ✓ | | 3. The temperature shield is intact, and the sensor is inside of it. |
| ✓ | | 4. The BAM is reading the correct time and day. |
| ✓ | | 5. The tape is in the proper position and does not need to be changed (tape should be changed every 2 months). |
| ✓ | | 6. Error log was checked (F3), and errors followed up on (see manual). |
| ✓ | | 7. Climate control appears operational (If it's cold out the shelter should feel warm, if it's hot out the shelter should feel cool) |

II. **BAM SAMPLER** – Routine Maintenance (monthly). Check yes if maintenance was performed during this visit. *See page 56 of BAM manual.*

| YES | NO | |
|---|---|---|
| ✓ | | 1. Inlet Flow check Performed |
| ✓ | | 2. Visual inspection and dust removal |
| ✓ | | 3. Leak check performed |
| | ✓ | 4. PM10 particle trap cleaned |
| ✓ | | 5. Inlet nozzle and nozzle are cleaned |

AIR SCIENCES INC.
DENVER • PORTLAND
RPA 8/3/12
REVIEWED BY DATE
BR 8/2/12
AUDITED BY DATE

II. **BAM SAMPLER** – Routine Maintenance (every 2 months). Check yes if maintenance was performed during this visit. *See page 56 of BAM manual.*

| YES | NO | |
|---|---|---|
| ✓ | | 1. Filter tape replaced |
| ✓ | | 2. Ran the Self-Test function |

III. **BAM SAMPLER** – Routine Maintenance (semiannual). Check yes if maintenance was performed during this visit. *See page 56 of BAM manual.*

BR

| YES | NO | |
|---|---|---|
| | | 1. Replaced muffler on the pump (*Work performed by Air Sciences) |
| | | 2. Complete calibration of flow system (*Work performed by Air Sciences) |

IV. **BAM SAMPLER** – Routine Maintenance (annual). Check yes if maintenance was performed during this visit. *See page 56 of BAM manual.*

BRI

| YES | NO | |
|---|---|---|
| | | 1. Carbon vanes in pump checked/replaced (*Work performed by Air Sciences) |
| | | 2. Inlet system cleaned (*Work performed by Air Sciences) |

**Comments/Unusual Occurrences: _____

Signature: Kame Baccard

AIR SCIENCES INC.

# Monthly Flow Verification $PM_{10}$

**West Plant**

PARTICULATE MONITORING PROJECT

PROJECT NO. 262-1

Met One BAM 1020 $PM_{10}$: S/N: M8712

Firmware: 3236-06 V3.6.3

Calibrator: Delta Cal S/N: 1034

Date of Flow Audit: 7-31-2012

Time of Flow Audit: 9:30

AIR SCIENCES INC. DENVER • PORTLAND

REVIEWED BY RPA DATE 8/3/12

AUDITED BY BR DATE 8/2/12

| | BAM | STD |
|---|---|---|
| Ambient Temperature (AT) °c | 30.9 | 30.5 |
| Berometric Pressure mmHg | 684 | 686 |

| | Set Point (lpm) | BAM | % Diff (1) | STD Flow Meter | % Diff (2) |
|---|---|---|---|---|---|
| (1) Actual Flow | 15 | 15.0 | 0 | 14.97 | 0.2 |
| *Acceptable Differential* | | *14.700 - 15.300* | *+/- 2%* | *14.250 - 15.750* | *+/- 5%* |
| (2) Actual Flow | 18.4 | 18.3 | 0.55 | 18.29 | 0.055 |
| *Acceptable Differential* | | *18.032 - 18.768* | *+/- 2%* | *17.480 - 19.320* | *+/- 5%* |
| (3) Actual Flow | 16.7 | 16.7 | 0 | 16.67 | 0.18 |
| *Acceptable Differential* | | *16.336 - 17.034* | *+/- 2%* | *15.865 - 17.535* | *+/- 5%* |

Calculations:

(1) % Diff = [(BAM - Set Point)/Set Point]*100 (+/- 2%)

(2) % Diff = [(BAM - Calibrator)/Calibrator]*100 (+/- 5%)

| | BAM |
|---|---|
| (2) Leak Test | .1 |

**Should be < 1.0 LPM**

Comments/Abnormalities:

Signature: Ramu Ballard

Upon completion of this form, fax to Air Sciences at 303-279-3796

# WEST PLANT

BAM PM10 WEEKLY SITE CHECK FORM
**RESOLUTION MONITORING PROJECT**
PROJECT NO. 262-1

AIR SCIENCES INC.
DENVER • PORTLAND

Date: 8-7-12 Time: 7:59 Operator: K. Beak

**I. BAM SAMPLER** – Weekly Checks.

| YES | NO | |
|---|---|---|
| ✓ | | 1. The sampler is intact and the inlet head is unobstructed. |
| ✓ | | 2. The vacuum pump is running and sounds normal. |
| ✓ | | 3. The temperature shield is intact, and the sensor is inside of it. |
| ✓ | | 4. The BAM is reading the correct time and day. |
| ✓ | | 5. The tape is in the proper position and does not need to be changed (tape should be changed every 2 months). |
| ✓ | | 6. Error log was checked (F3), and errors followed up on (see manual). |
| ✓ | | 7. Climate control appears operational (If it's cold out the shelter should feel warm, if it's hot out the shelter should feel cool) |

**II. BAM SAMPLER** – Routine Maintenance (monthly). Check yes if maintenance was performed during this visit. *See page 56 of BAM manual.*

| YES | NO | RMH | |
|---|---|---|---|
| | | | 1. Inlet Flow check Performed |
| | | | 2. Visual inspection and dust removal |
| | | | 3. Leak check performed |
| | | | 4. PM10 particle trap cleaned |
| | | | 5. Inlet nozzle and nozzle are cleaned |

AIR SCIENCES INC.
DENVER • PORTLAND

RPA — 8/9/12
REVIEWED BY — DATE
RMH — 8/9/12
AUDITED BY — DATE

**II. BAM SAMPLER** – Routine Maintenance (every 2 months). Check yes if maintenance was performed during this visit. *See page 56 of BAM manual.*

| YES | NO | RMH | |
|---|---|---|---|
| | | | 1. Filter tape replaced |
| | | | 2. Ran the Self-Test function |

**III. BAM SAMPLER** – Routine Maintenance (semiannual). Check yes if maintenance was performed during this visit. *See page 56 of BAM manual.*

| YES | NO | RMH | |
|---|---|---|---|
| | | | 1. Replaced muffler on the pump (*Work performed by Air Sciences) |
| | | | 2. Complete calibration of flow system (*Work performed by Air Sciences) |

**IV. BAM SAMPLER** – Routine Maintenance (annual). Check yes if maintenance was performed during this visit. *See page 56 of BAM manual.*

| YES | NO | RMH | |
|---|---|---|---|
| | | | 1. Carbon vanes in pump checked/replaced (*Work performed by Air Sciences) |
| | | | 2. Inlet system cleaned (*Work performed by Air Sciences) |

*Comments/Unusual Occurrences: _____

Signature: Kari Beak

# WEST PLANT

BAM PM10 WEEKLY SITE CHECK FORM
RESOLUTION MONITORING PROJECT
PROJECT NO. 262-1

AIR SCIENCES INC.
DENVER • PORTLAND

Date: 8/16/12 Time: 10:28 Operator: K. BALLARD

I. **BAM SAMPLER** – Weekly Checks.

| YES | NO | |
|---|---|---|
| ✓ | | 1. The sampler is intact and the inlet head is unobstructed. |
| ✓ | | 2. The vacuum pump is running and sounds normal. |
| ✓ | | 3. The temperature shield is intact, and the sensor is inside of it. |
| ✓ | | 4. The BAM is reading the correct time and day. |
| ✓ | | 5. The tape is in the proper position and does not need to be changed (tape should be changed every 2 months). |
| ✓ | | 6. Error log was checked (F3), and errors followed up on (see manual). |
| ✓ | | 7. Climate control appears operational (If it's cold out the shelter should feel warm, if it's hot out the shelter should feel cool) |

II. **BAM SAMPLER** – Routine Maintenance (monthly). Check yes if maintenance was performed during this visit. *See page 56 of BAM manual.*

| YES | NO | KJD | |
|---|---|---|---|
| | | ✓ | 1. Inlet Flow check Performed |
| | | ✓ | 2. Visual inspection and dust removal |
| | | ✓ | 3. Leak check performed |
| | | ✓ | 4. PM10 particle trap cleaned |
| | | ✓ | 5. Inlet nozzle and nozzle are cleaned |

AIR SCIENCES INC.
DENVER • PORTLAND

RPA — REVIEWED BY — DATE 8/23/12
KJD — AUDITED BY — DATE 8/23/12

II. **BAM SAMPLER** – Routine Maintenance (every 2 months). Check yes if maintenance was performed during this visit. *See page 56 of BAM manual.*

| YES | NO | KJD | |
|---|---|---|---|
| | | ✓ | 1. Filter tape replaced |
| | | ✓ | 2. Ran the Self-Test function |

III. **BAM SAMPLER** – Routine Maintenance (semiannual). Check yes if maintenance was performed during this visit. *See page 56 of BAM manual.*

| YES | NO | KJD | |
|---|---|---|---|
| | | ✓ | 1. Replaced muffler on the pump (*Work performed by Air Sciences) |
| | | ✓ | 2. Complete calibration of flow system (*Work performed by Air Sciences) |

IV. **BAM SAMPLER** – Routine Maintenance (annual). Check yes if maintenance was performed during this visit. *See page 56 of BAM manual.*

| YES | NO | KJD | |
|---|---|---|---|
| | | ✓ | 1. Carbon vanes in pump checked/replaced (*Work performed by Air Sciences) |
| | | ✓ | 2. Inlet system cleaned (*Work performed by Air Sciences) |

*Comments/Unusual Occurrences: _____

Signature: Kami Ballard

# WEST PLANT

BAM PM10 WEEKLY SITE CHECK FORM
RESOLUTION MONITORING PROJECT
PROJECT NO. 262-1

AIR SCIENCES INC.
DENVER • PORTLAND

Date: 8-23-2012 Time: 9:25 am Operator: Karen Ballard

I. **BAM SAMPLER** – Weekly Checks.

| YES | NO | |
|---|---|---|
| ✓ | | 1. The sampler is intact and the inlet head is unobstructed. |
| ✓ | | 2. The vacuum pump is running and sounds normal. |
| ✓ | | 3. The temperature shield is intact, and the sensor is inside of it. |
| ✓ | | 4. The BAM is reading the correct time and day. |
| ✓ | | 5. The tape is in the proper position and does not need to be changed (tape should be changed every 2 months). |
| ✓ | | 6. Error log was checked (F3), and errors followed up on (see manual). |
| ✓ | | 7. Climate control appears operational (If it's cold out the shelter should feel warm, if it's hot out the shelter should feel cool) |

II. **BAM SAMPLER** – Routine Maintenance (monthly). Check yes if maintenance was performed during this visit. *See page 56 of BAM manual.*

| YES | NO | KJD | |
|---|---|---|---|
| | | ✓ | 1. Inlet Flow check Performed |
| | | ✓ | 2. Visual inspection and dust removal |
| | | ✓ | 3. Leak check performed |
| | | ✓ | 4. PM10 particle trap cleaned |
| | | ✓ | 5. Inlet nozzle and nozzle are cleaned |

AIR SCIENCES INC.
DENVER • PORTLAND

RPA — REVIEWED BY — DATE 8/23/12
KJD — AUDITED BY — DATE 8/23/12

II. **BAM SAMPLER** – Routine Maintenance (every 2 months). Check yes if maintenance was performed during this visit. *See page 56 of BAM manual.*

| YES | NO | KJD | |
|---|---|---|---|
| | | ✓ | 1. Filter tape replaced |
| | | ✓ | 2. Ran the Self-Test function |

III. **BAM SAMPLER** – Routine Maintenance (semiannual). Check yes if maintenance was performed during this visit. *See page 56 of BAM manual.*

| YES | NO | KJD | |
|---|---|---|---|
| | | ✓ | 1. Replaced muffler on the pump (*Work performed by Air Sciences) |
| | | ✓ | 2. Complete calibration of flow system (*Work performed by Air Sciences) |

IV. **BAM SAMPLER** – Routine Maintenance (annual). Check yes if maintenance was performed during this visit. *See page 56 of BAM manual.*

| YES | NO | KJD | |
|---|---|---|---|
| | | ✓ | 1. Carbon vanes in pump checked/replaced (*Work performed by Air Sciences) |
| | | ✓ | 2. Inlet system cleaned (*Work performed by Air Sciences) |

**Comments/Unusual Occurrences: _____

Signature: _____

# WEST PLANT

BAM PM10 WEEKLY SITE CHECK FORM
RESOLUTION MONITORING PROJECT
PROJECT NO. 262-1

AIR SCIENCES INC.
DENVER • PORTLAND

Date: 09-06-2012 Time: 12:24 Operator: Kam Bollard

AIR SCIENCES INC.
DENVER • PORTLAND
REVIEWED BY RPA DATE 9/24/12
AUDITED BY BR DATE 9/17/12

I. **BAM SAMPLER** – Weekly Checks.

| YES | NO | |
|---|---|---|
| ✓ | | 1. The sampler is intact and the inlet head is unobstructed. |
| ✓ | | 2. The vacuum pump is running and sounds normal. |
| ✓ | | 3. The temperature shield is intact, and the sensor is inside of it. |
| ✓ | | 4. The BAM is reading the correct time and day. |
| ✓ | | 5. The tape is in the proper position and does not need to be changed (tape should be changed every 2 months). |
| ✓ | | 6. Error log was checked (F3), and errors followed up on (see manual). |
| ✓ | | 7. Climate control appears operational (If it's cold out the shelter should feel warm, if it's hot out the shelter should feel cool) |

II. **BAM SAMPLER** – Routine Maintenance (monthly). Check yes if maintenance was performed during this visit. *See page 56 of BAM manual.*

| YES | NO | BR | |
|---|---|---|---|
| | | ↓ | 1. Inlet Flow check Performed |
| | | ↓ | 2. Visual inspection and dust removal |
| | | ↓ | 3. Leak check performed |
| | | ↓ | 4. PM10 particle trap cleaned |
| | ✓ | ↓ | 5. Inlet nozzle and nozzle are cleaned |

II. **BAM SAMPLER** – Routine Maintenance (every 2 months). Check yes if maintenance was performed during this visit. *See page 56 of BAM manual.*

| YES | NO | BR | |
|---|---|---|---|
| | | ↓ | 1. Filter tape replaced |
| | ✓ | ↓ | 2. Ran the Self-Test function |

III. **BAM SAMPLER** – Routine Maintenance (semiannual). Check yes if maintenance was performed during this visit. *See page 56 of BAM manual.*

| YES | NO | BR | |
|---|---|---|---|
| | | ↓ | 1. Replaced muffler on the pump (*Work performed by Air Sciences) |
| | ✓ | ↓ | 2. Complete calibration of flow system (*Work performed by Air Sciences) |

IV. **BAM SAMPLER** – Routine Maintenance (annual). Check yes if maintenance was performed during this visit. *See page 56 of BAM manual.*

| YES | NO | BR | |
|---|---|---|---|
| | | ↓ | 1. Carbon vanes in pump checked/replaced (*Work performed by Air Sciences) |
| | ✓ | ↓ | 2. Inlet system cleaned (*Work performed by Air Sciences) |

*Comments/Unusual Occurrences: _____

Signature: Kam Bollard

# WEST PLANT

BAM PM10 WEEKLY SITE CHECK FORM
RESOLUTION MONITORING PROJECT
PROJECT NO. 262-1

AIR SCIENCES INC.
DENVER • PORTLAND

Date: 09.14.2012 Time: 9:19 Operator: Kari Ballard

**I. BAM SAMPLER** – Weekly Checks.

| YES | NO | |
|---|---|---|
| ✓ | | 1. The sampler is intact and the inlet head is unobstructed. |
| ✓ | | 2. The vacuum pump is running and sounds normal. |
| ✓ | | 3. The temperature shield is intact, and the sensor is inside of it. |
| ✓ | | 4. The BAM is reading the correct time and day. |
| ✓ | | 5. The tape is in the proper position and does not need to be changed (tape should be changed every 2 months). |
| ✓ | | 6. Error log was checked (F3), and errors followed up on (see manual). |
| ✓ | | 7. Climate control appears operational (If it's cold out the shelter should feel warm, if it's hot out the shelter should feel cool) |

**II. BAM SAMPLER** – Routine Maintenance (monthly). Check yes if maintenance was performed during this visit. *See page 56 of BAM manual.*

| YES | NO (BR) | |
|---|---|---|
| | ↓ | 1. Inlet Flow check Performed |
| | ↓ | 2. Visual inspection and dust removal |
| | ↓ | 3. Leak check performed |
| | ↓ | 4. PM10 particle trap cleaned |
| | ↓ | 5. Inlet nozzle and nozzle are cleaned |

AIR SCIENCES INC.
DENVER • PORTLAND

REVIEWED BY: RPA DATE: 9/24/12

AUDITED BY: BR DATE: 9/17/12

**II. BAM SAMPLER** – Routine Maintenance (every 2 months). Check yes if maintenance was performed during this visit. *See page 56 of BAM manual.*

| YES | NO (BR) | |
|---|---|---|
| | ↓ | 1. Filter tape replaced |
| | ↓ | 2. Ran the Self-Test function |

**III. BAM SAMPLER** – Routine Maintenance (semiannual). Check yes if maintenance was performed during this visit. *See page 56 of BAM manual.*

| YES | NO (BR) | |
|---|---|---|
| | ↓ | 1. Replaced muffler on the pump (*Work performed by Air Sciences) |
| | ↓ | 2. Complete calibration of flow system (*Work performed by Air Sciences) |

**IV. BAM SAMPLER** – Routine Maintenance (annual). Check yes if maintenance was performed during this visit. *See page 56 of BAM manual.*

| YES | NO (BR) | |
|---|---|---|
| | ↓ | 1. Carbon vanes in pump checked/replaced (*Work performed by Air Sciences) |
| | ↓ | 2. Inlet system cleaned (*Work performed by Air Sciences) |

**Comments/Unusual Occurrences: _____

Signature: [signature]

# WEST PLANT

BAM PM10 WEEKLY SITE CHECK FORM
RESOLUTION MONITORING PROJECT
PROJECT NO. 262-1

AIR SCIENCES INC.
DENVER • PORTLAND

Date: 9·21·2012 Time: 1:45 Operator: Karen BoCard

I. **BAM SAMPLER** – Weekly Checks.

| YES | NO | |
|---|---|---|
| ✓ | | 1. The sampler is intact and the inlet head is unobstructed. |
| ✓ | | 2. The vacuum pump is running and sounds normal. |
| ✓ | | 3. The temperature shield is intact, and the sensor is inside of it. |
| ✓ | | 4. The BAM is reading the correct time and day. |
| ✓ | | 5. The tape is in the proper position and does not need to be changed (tape should be changed every 2 months). |
| ✓ | | 6. Error log was checked (F3), and errors followed up on (see manual). 9/10 Maintenance |
| ✓ | | 7. Climate control appears operational (If it's cold out the shelter should feel warm, if it's hot out the shelter should feel cool) |

II. **BAM SAMPLER** – Routine Maintenance (monthly). Check yes if maintenance was performed during this visit. *See page 56 of BAM manual.*

| YES | NO BR | |
|---|---|---|
| | ↓ | 1. Inlet Flow check Performed |
| | ↓ | 2. Visual inspection and dust removal |
| | ↓ | 3. Leak check performed |
| | ↓ | 4. PM10 particle trap cleaned |
| | ↓ | 5. Inlet nozzle and nozzle are cleaned |

AIR SCIENCES INC.
DENVER • PORTLAND

RPA — REVIEWED BY — DATE 9/26/12
BR — AUDITED BY — DATE 9/24/12

II. **BAM SAMPLER** – Routine Maintenance (every 2 months). Check yes if maintenance was performed during this visit. *See page 56 of BAM manual.*

| YES | NO BR | |
|---|---|---|
| | ↓ | 1. Filter tape replaced |
| | ↓ | 2. Ran the Self-Test function |

III. **BAM SAMPLER** – Routine Maintenance (semiannual). Check yes if maintenance was performed during this visit. *See page 56 of BAM manual.*

| YES | NO BR | |
|---|---|---|
| | ↓ | 1. Replaced muffler on the pump (*Work performed by Air Sciences) |
| | ↓ | 2. Complete calibration of flow system (*Work performed by Air Sciences) |

IV. **BAM SAMPLER** – Routine Maintenance (annual). Check yes if maintenance was performed during this visit. *See page 56 of BAM manual.*

| YES | NO BR | |
|---|---|---|
| | ↓ | 1. Carbon vanes in pump checked/replaced (*Work performed by Air Sciences) |
| | ↓ | 2. Inlet system cleaned (*Work performed by Air Sciences) |

*Comments/Unusual Occurrences: – ERROR TABLES GENERATED BY THE BAM UNIT DOES NOT REFLECT "MAINTENANCE" ON 9/10/12 – RPA

Signature: Karen BoCard

# WEST PLANT

BAM PM10 WEEKLY SITE CHECK FORM
**RESOLUTION MONITORING PROJECT**
PROJECT NO. 262-1

AIR SCIENCES INC.
DENVER • PORTLAND

Date: 9.28.2012 Time: 9:05 Operator: Kami

I. **BAM SAMPLER** – Weekly Checks.

| YES | NO | |
|---|---|---|
| ✓ | | 1. The sampler is intact and the inlet head is unobstructed. |
| ✓ | | 2. The vacuum pump is running and sounds normal. |
| ✓ | | 3. The temperature shield is intact, and the sensor is inside of it. |
| ✓ | | 4. The BAM is reading the correct time and day. |
| ✓ | | 5. The tape is in the proper position and does not need to be changed (tape should be changed every 2 months). |
| ✓ | | 6. Error log was checked (F3), and errors followed up on (see manual). |
| ✓ | | 7. Climate control appears operational (If it's cold out the shelter should feel warm, if it's hot out the shelter should feel cool) |

II. **BAM SAMPLER** – Routine Maintenance (monthly). Check yes if maintenance was performed during this visit. *See page 56 of BAM manual.*

| YES | NO | |
|---|---|---|
| ✓ | | 1. Inlet Flow check Performed |
| ✓ | | 2. Visual inspection and dust removal |
| ✓ | | 3. Leak check performed |
| ✓ | | 4. PM10 particle trap cleaned |
| ✓ | | 5. Inlet nozzle and nozzle are cleaned |

AIR SCIENCES INC.
DENVER • PORTLAND
REVIEWED BY RPA DATE 10/15/12
AUDITED BY RMH DATE 10/5/12

II. **BAM SAMPLER** – Routine Maintenance (every 2 months). Check yes if maintenance was performed during this visit. *See page 56 of BAM manual.*

| YES | NO | |
|---|---|---|
| ✓ | | 1. Filter tape replaced |
| ✓ | | 2. Ran the Self-Test function |

III. **BAM SAMPLER** – Routine Maintenance (semiannual). Check yes if maintenance was performed during this visit. *See page 56 of BAM manual.*

| YES | NO RMH | |
|---|---|---|
| | | 1. Replaced muffler on the pump (*Work performed by Air Sciences) |
| | | 2. Complete calibration of flow system (*Work performed by Air Sciences) |

IV. **BAM SAMPLER** – Routine Maintenance (annual). Check yes if maintenance was performed during this visit. *See page 56 of BAM manual.*

| YES | NO RMH | |
|---|---|---|
| | | 1. Carbon vanes in pump checked/replaced (*Work performed by Air Sciences) |
| | | 2. Inlet system cleaned (*Work performed by Air Sciences) |

*Comments/Unusual Occurrences: _____

Signature: Kami Ballard

# Appendix H: East Plant Meteorological Site Check Forms

AIR SCIENCES INC.
DENVER · PORTLAND

# EAST PLANT
## MET SITE CHECK FORM
## Resolution
## PROJECT NO. 262-1

Date: 07·05·2012 Time: 12:14 pm Operator: Kane Ballard

| YES | NO ** | |
|---|---|---|
| X | | 1. The tower is intact and upright. |
| X | | 2. The anemometer propeller and the wind direction vane are turning freely. |
| X | | 3. All temperature shields are intact, and the probes are inside their shields. |
| X | | 4. The aspirator fans are operating. |
| X | | 5. The solar radiation sensor is level and has been cleaned. |
| X | | 6. The solar panel is facing south and is clean. |
| X | | 7. The precipitation gauge is clean and free of bugs and dust. |
| X | | 8. The data logger is reading the correct time and day. |
| X | | 9. The site has been visually inspected for unusual wildlife occurrences (dead birds, etc.). |
| X | | 10. Estimate and document the parameters below. |

AIR SCIENCES INC.
DENVER · PORTLAND
REVIEWED BY KJD DATE 7/26/12
AUDITED BY RPA DATE 7/6/12

* X2 AVERAGES PRIOR AND AFTER 1215 HRS

| Parameter | Estimated | Logger | Audit |
|---|---|---|---|
| Speed 10m (m/s) | 3 m/s | 1.2 | 2.383 |
| Direction* 10m (deg) | NW | 312.5 | 227.0 |
| Ambient Temperature (°C) | 30° | 26.9 | 27.4 |
| Relative Humidity (%) | 35% | 42.2 | 41.59 |
| Aspirated Temp 2m | 30° | 27.1 | 27.69 |
| Aspirated Temp 10m | 28° | 25.7 | 25.72 |
| Delta Temperature (°C) | N/A | -1.5 | -1.969 |
| Solar Radiation (w/m²) | Sunny Partly cloudy Cloudy | 244.1 | 733.9 |
| Barometric Pressure (mmHg) | N/A | 654.5 | 654.6 |
| Battery Voltage (V) | N/A | 12.7 | 12.67 |
| Time (MST) | N/A | 12:14 pm | 1215 HRS LT |
| Date | N/A | 07-05-2012 | 7/5/12 |

* 223.1, 228.9, 245.0, 166.8

*Direction wind is from

Comments/Unusual Occurrences or Weather: Dipped precip. guage - NO PRECIP WAS RECORDED DURING THE SITE OPERATOR TESTING, REQUESTED SITE OPERATOR TO INSPECT THE RAIN GAUGE FOR DAMAGE AND RE-TEST. - RPA

When form is completed, please fax to Air Sciences Inc. @ 303-279-3796 (no cover sheet is necessary).

Site Operator Signature: Kane Ballard

AIR SCIENCES INC.

# EAST PLANT
## MET SITE CHECK FORM
## Resolution
## PROJECT NO. 262-1

Date: 7/10/12 Time: 1540 Operator: Armbruster

| YES | NO ** | |
|---|---|---|
| X | | 1. The tower is intact and upright. |
| X | | 2. The anemometer propeller and the wind direction vane are turning freely. |
| X | | 3. All temperature shields are intact, and the probes are inside their shields. |
| X | | 4. The aspirator fans are operating. |
| X | | 5. The solar radiation sensor is level and has been cleaned. |
| X | | 6. The solar panel is facing south and is clean. |
| X | | 7. The precipitation gauge is clean and free of bugs and dust. |
| X | | 8. The data logger is reading the correct time and day. |
| X | | 9. The site has been visually inspected for unusual wildlife occurrences (dead birds, etc.). |
| X | | 10. Estimate and document the parameters below. |

AIR SCIENCES INC. DENVER • PORTLAND
REVIEWED BY KJD DATE 7/19/12
AUDITED BY RMH DATE 7/16/12

| Parameter | Estimated | Logger | Audit |
|---|---|---|---|
| Speed 10m (m/s) | 2 | 1.53 | 1.473 |
| Direction* 10m (deg) | N, NW | 275.8 | 317.9 |
| Ambient Temperature (°C) | 30 | 35.6 | 35.84 |
| Relative Humidity (%) | 20 | 19.3 | 19.42 |
| Aspirated Temp 2m | 30 | 35.1 | 35.73 |
| Aspirated Temp 10m | 30 | 33.6 | 34.12 |
| Delta Temperature (°C) | N/A | -1.55 | -1.605 |
| Solar Radiation (w/m$^2$) | Sunny Partly cloudy Cloudy | 335.4 | 285.6 |
| Barometric Pressure (mmHg) | N/A | 651.7 | 651.7 |
| Battery Voltage (V) | N/A | 12.54 | 12.57 |
| Time (MST) | N/A | 1541 | 1545 |
| Date | N/A | 7/10/12 | 7/10/12 |

1515 - 262.2
1530 - 278.4
1600 - 43.51
1615 - 19.02

*Direction wind is from

Comments/Unusual Occurrences or Weather: FULL MET Audit Completed - RPA

When form is completed, please fax to Air Sciences Inc. @ 303-279-3796 (no cover sheet is necessary).

Site Operator Signature: [signature]

AIR SCIENCES INC.

# EAST PLANT
## MET SITE CHECK FORM
## Resolution
## PROJECT NO. 262-1

Date: 7-12-12 Time: 2:28 Operator: K. Baalk

| YES | NO ** | |
|---|---|---|
| ✓ | | 1. The tower is intact and upright. |
| ✓ | | 2. The anemometer propeller and the wind direction vane are turning freely. |
| ✓ | | 3. All temperature shields are intact, and the probes are inside their shields |
| ✓ | | 4. The aspirator fans are operating. |
| ✓ | | 5. The solar radiation sensor is level and has been cleaned. |
| ✓ | | 6. The solar panel is facing south and is clean. |
| ✓ | | 7. The precipitation gauge is clean and free of bugs and dust. |
| ✓ | | 8. The data logger is reading the correct time and day. |
| ✓ | | 9. The site has been visually inspected for unusual wildlife occurrences (dead birds, etc.). |
| ✓ | | 10. Estimate and document the parameters below. |

AIR SCIENCES INC.
DENVER • PORTLAND

RPA — REVIEWED BY — DATE 7/18/12
RMH — AUDITED BY — DATE 7/18/12

| Parameter | Estimated | Logger | Audit |
|---|---|---|---|
| Speed 10m (m/s) | 15mph | 6.9 m/s | 5.74 |
| Direction* 10m (deg) | East | 109.5 | 81.30 |
| Ambient Temperature (°C) | 97°F | 34.1 | 33.59 |
| Relative Humidity (%) | 35 | 18.28% | 19.06 |
| Aspirated Temp 2m | 98°F | 34.67 | 34.34 |
| Aspirated Temp 10m | 95°F | 32.2 | 32.08 |
| Delta Temperature (°C) | N/A | -.246 * | -2.273 |
| Solar Radiation (w/m²) | Sunny Partly cloudy Cloudy | 970.13 | 864 |
| Barometric Pressure (mmHg) | N/A | 652.33 | 652.40 |
| Battery Voltage (V) | N/A | 12.61 | 12.61 |
| Time (MST) | N/A | 2:24 pm | 14:30 |
| Date | N/A | 07-12-2012 | 07/12/2012 |

14:00 - 72.92
14:15 - 92.00
14:45 - 97.59
15:00 - 88.30

14:00 - -2.721
14:15 - -2.378
14:45 - -2.328
15:00 - -2.358

14:00 - 1163
14:15 - 1065
14:45 - 978
15:00 - 900

*Direction wind is from

Comments/Unusual Occurrences or Weather: * REVIEW OF DELTA TEMP. INDICATES THAT OPERATOR MAY HAVE MISSED THE FIRST DIGIT ON THE LOGGER.

When form is completed, please fax to Air Sciences Inc. @ 303-279-3796 (no cover sheet is necessary).

Site Operator Signature: Karen Baalk

AIR SCIENCES INC.
DENVER • PORTLAND

REVIEWED BY KJD DATE 7/26/12
AUDITED BY RPA DATE 7/24/12

AIR SCIENCES INC.

# EAST PLANT
## MET SITE CHECK FORM
## Resolution
## PROJECT NO. 262-1

Date: 7.20.2012 Time: 9:50 am Operator: Kami Ballard

| YES | NO ** | |
|---|---|---|
| X | | 1. The tower is intact and upright. |
| X | | 2. The anemometer propeller and the wind direction vane are turning freely. |
| X | | 3. All temperature shields are intact, and the probes are inside their shields. |
| X | | 4. The aspirator fans are operating. |
| X | | 5. The solar radiation sensor is level and has been cleaned. |
| X | | 6. The solar panel is facing south and is clean. |
| X | | 7. The precipitation gauge is clean and free of bugs and dust. |
| X | | 8. The data logger is reading the correct time and day. |
| X | | 9. The site has been visually inspected for unusual wildlife occurrences (dead birds, etc.). |
| X | | 10. Estimate and document the parameters below. |

| Parameter | Estimated | Logger | Audit |
|---|---|---|---|
| Speed 10m (m/s) | 4m/s | 3.4 | 3.68 |
| Direction* 10m (deg) | East | 89.8 | 103.5 |
| Ambient Temperature (°C) | 32° | 31.4° | 31.57 |
| Relative Humidity (%) | 25% | 26.8% | 26.35 |
| Aspirated Temp 2m | 32° | 31.4° | 32.05 |
| Aspirated Temp 10m | 30° | 29.7° | 29.67 |
| Delta Temperature (°C) | N/A | -1.8 | -2.38 |
| Solar Radiation (w/m²) | Sunny Partly cloudy Cloudy | 828.3 | 824.0 |
| Barometric Pressure (mmHg) | N/A | 655.5 | 655.4 |
| Battery Voltage (V) | N/A | 12.6 | 12.62 |
| Time (MST) | N/A | 9:56 am | 1000 HRS LT |
| Date | N/A | 7.20.2012 | 7-20-2012 |

*Direction wind is from

Comments/Unusual Occurrences or Weather: Tipped precip guage. Added copper sulfate to evap tank to prevent algae growth

When form is completed, please fax to Air Sciences Inc. @ 303-279-3796 (no cover sheet is necessary).

INVALIDATED 0.012" PRECIP TRIGGERED BY THE SITE OPERATOR AT 1000 hrs - RPA

Site Operator Signature: Kami Ballard

AIR SCIENCES INC.

# EAST PLANT
## MET SITE CHECK FORM
## Resolution
## PROJECT NO. 262-1

Date: 07·26·2012 Time: 12:04 Operator: Kami Ballard

| YES | NO ** | |
|---|---|---|
| ✓ | | 1. The tower is intact and upright. |
| ✓ | | 2. The anemometer propeller and the wind direction vane are turning freely. |
| ✓ | | 3. All temperature shields are intact, and the probes are inside their shields. |
| ✓ | | 4. The aspirator fans are operating. |
| ✓ | | 5. The solar radiation sensor is level and has been cleaned. |
| ✓ | | 6. The solar panel is facing south and is clean. |
| ✓ | | 7. The precipitation gauge is clean and free of bugs and dust. |
| ✓ | | 8. The data logger is reading the correct time and day. |
| ✓ | | 9. The site has been visually inspected for unusual wildlife occurrences (dead birds, etc.). |
| ✓ | | 10. Estimate and document the parameters below. |

AIR SCIENCES INC. DENVER · PORTLAND
REVIEWED BY RPA DATE 8-13-2012
AUDITED BY DATE 7/30/12

$x^2$ 15 min AVE ABOVE & BELOW 1215 — 3.04, 2.92, 2.53, 3.14

| Parameter | Estimated | Logger | Audit |
|---|---|---|---|
| Speed 10m (m/s) | 5 m/s | 7.6 | 3.52 |
| Direction* 10m (deg) | W | 280.4 | 260.2 |
| Ambient Temperature (°C) | 82° | 30.1 | 30.22 |
| Relative Humidity (%) | 25% | 27.8 | ~~30.22~~ 28.19 |
| Aspirated Temp 2m | 32° | 29.7 | 30.28 |
| Aspirated Temp 10m | 30° | 28.3 | 28.54 |
| Delta Temperature (°C) | N/A | -1.4 | -1.741 |
| Solar Radiation (w/m²) | Sunny Partly cloudy Cloudy | 1000.8 | 1003.0 |
| Barometric Pressure (mmHg) | N/A | 654.1 | 654.0 |
| Battery Voltage (V) | N/A | 12.6 | 12.64 |
| Time (MST) | N/A | 12:10 pm | 1215 HRS L.T. |
| Date | N/A | 07-26-2012 | 7/26/2012 |

*Direction wind is from

Comments/Unusual Occurrences or Weather: Tipped precip. guage
INVALIDATED 0.024" PRECIP RECORDED AT 1215 HRS L.T. -RPA

When form is completed, please fax to Air Sciences Inc. @ 303-279-3796 (no cover sheet is necessary).

Site Operator Signature: Kami Ballard

AIR SCIENCES INC.
DENVER | PORTLAND

REVIEWED BY RPA DATE 8-13-12
AUDITED BY DATE 8/2/12

AIR SCIENCES INC.

# EAST PLANT
## MET SITE CHECK FORM
## Resolution
## PROJECT NO. 262-1

Date: 08·01·2012 Time: 10:10 am Operator: Kami Ballard

| YES | NO ** | |
|---|---|---|
| ✓ | | 1. The tower is intact and upright. |
| ✓ | | 2. The anemometer propeller and the wind direction vane are turning freely. |
| ✓ | | 3. All temperature shields are intact, and the probes are inside their shields. |
| ✓ | | 4. The aspirator fans are operating. |
| ✓ | | 5. The solar radiation sensor is level and has been cleaned. |
| ✓ | | 6. The solar panel is facing south and is clean. |
| ✓ | | 7. The precipitation gauge is clean and free of bugs and dust. |
| ✓ | | 8. The data logger is reading the correct time and day. |
| ✓ | | 9. The site has been visually inspected for unusual wildlife occurrences (dead birds, etc.). |
| ✓ | | 10. Estimate and document the parameters below. |

| Parameter | Estimated | Logger | Audit |
|---|---|---|---|
| Speed 10m (m/s) | 3 m/s | 1.2 | 2.38 |
| Direction* 10m (deg) | S. | 191.5 | 280.2 |
| Ambient Temperature (°C) | 30° | 27.9 | 28.18 |
| Relative Humidity (%) | 40% | 34% | 33.98 |
| Aspirated Temp 2m | 30° | 26.7 | 26.58 |
| Aspirated Temp 10m | 28° | 26.2 | 26.02 |
| Delta Temperature (°C) | N/A | -0.6 | -0.9 |
| Solar Radiation (w/m²) | Sunny Partly cloudy Cloudy | 883.3 | 867 |
| Barometric Pressure (mmHg) | N/A | 656.8 | 656.8 |
| Battery Voltage (V) | N/A | 875.5 | 12.67 |
| Time (MST) | N/A | 10:20 am | 1030 HRS |
| Date | N/A | 08·01·2012 | 8-1-12 |

x2 RECORDS ABOVE AND BELOW 1015 → 238.9, 256.3, 229.4, 300.5

*Direction wind is from

Comments/Unusual Occurrences or Weather: Lipped precip. guage & fixed evap. pan. INVALIDATED 0.012" OF RECORDED PRECIP @ 1030 HRS L.T. – RPA

When form is completed, please fax to Air Sciences Inc. @ 303-279-3796 (no cover sheet is necessary).

* SIGNIFANT DIFF. WITH REAL-TIME VALUES COMPARED TO 15 AVE DATA.

** SITE OPERATOR RECORDED THE WRONG REAL-TIME VALUE FOR (BV).

Site Operator Signature: Kami Ball

AIR SCIENCES INC.

# EAST PLANT
## MET SITE CHECK FORM
## Resolution
## PROJECT NO. 262-1

Date: 8-7-12 Time: 8:43 am Operator: K. Baak

| YES | NO ** | |
|---|---|---|
| ✓ | | 1. The tower is intact and upright. |
| ✓ | | 2. The anemometer propeller and the wind direction vane are turning freely. |
| ✓ | | 3. All temperature shields are intact, and the probes are inside their shields. |
| ✓ | | 4. The aspirator fans are operating. |
| ✓ | | 5. The solar radiation sensor is level and has been cleaned. |
| ✓ | | 6. The solar panel is facing south and is clean. |
| ✓ | | 7. The precipitation gauge is clean and free of bugs and dust. |
| ✓ | | 8. The data logger is reading the correct time and day. |
| ✓ | | 9. The site has been visually inspected for unusual wildlife occurrences (dead birds, etc.). |
| ✓ | | 10. Estimate and document the parameters below. |

AIR SCIENCES INC.
DENVER • PORTLAND
REVIEWED BY BR DATE 8-13-2012
AUDITED BY DATE 8/8/2012

| Parameter | Estimated | Logger | Audit |
|---|---|---|---|
| Speed 10m (m/s) | 3 mph | 2.45 | 2.916_WS 10m (m/s) |
| Direction* 10m (deg) | E | 66.44 | 61.27_WD 10m (deg) |
| Ambient Temperature (°C) | 92°F (33.33°C) BR | 31.19 | 30.81_°C |
| Relative Humidity (%) | 30% | 29.48 | 30.4_% |
| Aspirated Temp 2m | 94°F (34.44°C) BR | 30.82 | 30.23_°C |
| Aspirated Temp 10m | 90°F (32.22°C) BR | 29.65 | 29.42_°C |
| Delta Temperature (°C) | N/A | -1.19 | -.807_°C |
| Solar Radiation (w/m²) | Sunny Partly cloudy Cloudy | 619.55 | 592.6_W/M² |
| Barometric Pressure (mmHg) | N/A | 655.66 | 655.7_mmHG |
| Battery Voltage (V) | N/A | 12.65 | 12.66_V |
| Time (MST) | N/A | 8:43 | 08:45_LT |
| Date | N/A | 8-7-12 | 220_JD |

*Direction wind is from

Comments/Unusual Occurrences or Weather: poured $H_2O$ in precip gauge
*0.08" precipitation Data has been invalidated for 0845_LT data set BR

When form is completed, please fax to Air Sciences Inc. @ 303-279-3796 (no cover sheet is necessary).

Site Operator Signature: Kaw Baak

AIR SCIENCES INC.
DENVER • PORTLAND

REVIEWED BY [illegible] DATE 8-28-12
AUDITED BY RPA DATE 8/22/12

AIR SCIENCES INC.

# EAST PLANT
## MET SITE CHECK FORM
## Resolution
## PROJECT NO. 262-1

Date: 08.16.2012 Time: 11:45 am Operator: Kami Ballard

| YES | NO ** | |
|---|---|---|
| ✓ | | 1. The tower is intact and upright. |
| ✓ | | 2. The anemometer propeller and the wind direction vane are turning freely. |
| ✓ | | 3. All temperature shields are intact, and the probes are inside their shields. |
| ✓ | | 4. The aspirator fans are operating. |
| ✓ | | 5. The solar radiation sensor is level and has been cleaned. |
| ✓ | | 6. The solar panel is facing south and is clean. |
| ✓ | | 7. The precipitation gauge is clean and free of bugs and dust. |
| ✓ | | 8. The data logger is reading the correct time and day. |
| ✓ | | 9. The site has been visually inspected for unusual wildlife occurrences (dead birds, etc.). |
| ✓ | | 10. Estimate and document the parameters below. |

| Parameter | Estimated | Logger | Audit |
|---|---|---|---|
| Speed 10m (m/s) | 3 m/s | 1.9 | 2.069 |
| Direction* 10m (deg) | SW | 255.5 | 232.4 |
| Ambient Temperature (°C) | 30° | 27.5° | 27.98 |
| Relative Humidity (%) | 45% | 47.9% | 46.50 |
| Aspirated Temp 2m | 30° | 26.8° | 27.15 |
| Aspirated Temp 10m | 28° | 26.2° | 26.43 |
| Delta Temperature (°C) | N/A | -0.5 | -0.719 |
| Solar Radiation (w/m²) | Sunny Partly cloudy Cloudy | 358.2 | 410.4 |
| Barometric Pressure (mmHg) | N/A | 654.9 | 655.0 |
| Battery Voltage (V) | N/A | 12.7 | 12.66 |
| Time (MST) | N/A | 11:52 am | 1145 HRS |
| Date | N/A | 08.16.2012 | 8-16-12 |

*Direction wind is from

Comments/Unusual Occurrences or Weather: Tipped precip. guage. Filled evap pan. Added copper sulfate to evap. pan

When form is completed, please fax to Air Sciences Inc. @ 303-279-3796 (no cover sheet is necessary).

Site Operator Signature: Kami Ba

AIR SCIENCES INC.

# EAST PLANT
## MET SITE CHECK FORM
## Resolution
## PROJECT NO. 262-1

Date: 08·23·2012 Time: 9:58 am Operator: Kami Ballard

| YES | NO ** | |
|---|---|---|
| ✓ | | 1. The tower is intact and upright. |
| ✓ | | 2. The anemometer propeller and the wind direction vane are turning freely. |
| ✓ | | 3. All temperature shields are intact, and the probes are inside their shields. |
| ✓ | | 4. The aspirator fans are operating. |
| ✓ | | 5. The solar radiation sensor is level and has been cleaned. |
| ✓ | | 6. The solar panel is facing south and is clean. |
| ✓ | | 7. The precipitation gauge is clean and free of bugs and dust. |
| ✓ | | 8. The data logger is reading the correct time and day. |
| ✓ | | 9. The site has been visually inspected for unusual wildlife occurrences (dead birds, etc.). |
| ✓ | | 10. Estimate and document the parameters below. |

AIR SCIENCES INC. DENVER · PORTLAND

REVIEWED BY RPA DATE 8-28-12

AUDITED BY DATE 8/23/12

| Parameter | Estimated | Logger | Audit |
|---|---|---|---|
| Speed 10m (m/s) | 1 m/s | 1.2 m/s | 2.46 |
| Direction* 10m (deg) | SW | RPA ~~246.9~~ 261.9 | 257.6 |
| Ambient Temperature (°C) | 28° | 23.6° | 22.96 |
| Relative Humidity (%) | 75% | 76.7% | 78.79 |
| Aspirated Temp 2m | 28° | 22.3° | 21.86 |
| Aspirated Temp 10m | 26° | 21.7° | 21.47 |
| Delta Temperature (°C) | N/A | -0.35 | -0.397 |
| Solar Radiation (w/m²) | Sunny Partly cloudy Cloudy | 1037.44 | 634.8 * |
| Barometric Pressure (mmHg) | N/A | 654.1 | 654.1 |
| Battery Voltage (V) | N/A | 12.74 | 12.74 |
| Time (MST) | N/A | 10:00 am | 1000 HRS RECORD |
| Date | N/A | 08·23·2012 | 8-23-12 |

*Direction wind is from

Comments/Unusual Occurrences or Weather: * 2 SECOND SCAN LOGGER VALVE DOES NOT COMPARE TO THE 15 MIN AVERAGE DUE TO REPORTED CLOUD FORMATIONS. —RPA

When form is completed, please fax to Air Sciences Inc. @ 303-279-3796 (no cover sheet is necessary).

PRECIP GAUGE WAS NOT TRIGGERED DURING THIS SITE CHECK — RPA

Site Operator Signature: Kami Ballard

AIR SCIENCES INC.

# EAST PLANT
## MET SITE CHECK FORM
## Resolution
## PROJECT NO. 262-1

Date: 09-07-2012 Time: 2:44 pm Operator: Kami Ballard

| YES | NO ** | |
|---|---|---|
| ✓ | | 1. The tower is intact and upright. |
| ✓ | | 2. The anemometer propeller and the wind direction vane are turning freely. |
| ✓ | | 3. All temperature shields are intact, and the probes are inside their shields. |
| ✓ | | 4. The aspirator fans are operating. |
| ✓ | | 5. The solar radiation sensor is level and has been cleaned. |
| ✓ | | 6. The solar panel is facing south and is clean. |
| ✓ | | 7. The precipitation gauge is clean and free of bugs and dust. |
| ✓ | | 8. The data logger is reading the correct time and day. |
| ✓ | | 9. The site has been visually inspected for unusual wildlife occurrences (dead birds, etc.). |
| ✓ | | 10. Estimate and document the parameters below. |

AIR SCIENCES INC. DENVER • PORTLAND
REVIEWED BY RPA DATE 9/24/12
AUDITED BY BR DATE 9-17-12

| Parameter | Estimated | Logger | Audit |
|---|---|---|---|
| Speed 10m (m/s) | 2m/s | 3.1 | 3.768_WS (m/s) |
| Direction* 10m (deg) | SW | 252.1 | 238.8_WD (deg) |
| Ambient Temperature (°C) | 28° | 24.4° | 24.08_°C |
| Relative Humidity (%) | 65% | 73.1% | 74.65_% |
| Aspirated Temp 2m | 28° | 23.6° | 23.53_°C |
| Aspirated Temp 10m | 27° | 22.8° | 22.62_°C |
| Delta Temperature (°C) | N/A | -0.66 | -0.913 |
| Solar Radiation (w/m²) | Sunny Partly cloudy Cloudy | 740.80 | 756.4_W/m² |
| Barometric Pressure (mmHg) | N/A | 653.63 | 653.7_mmHG |
| Battery Voltage (V) | N/A | 12.72 | 12.72_V |
| Time (MST) | N/A | 2:47 pm | 14:45_LT |
| Date | N/A | 09-07-2012 | 251_JD |

*Direction wind is from

Comments/Unusual Occurrences or Weather: _____

When form is completed, please fax to Air Sciences Inc. @ 303-279-3796 (no cover sheet is necessary).

Site Operator Signature: Kami Ballard

AIR SCIENCES INC.

# EAST PLANT
## MET SITE CHECK FORM
## Resolution
## PROJECT NO. 262-1

Date: 09-13-2012 Time: 1:40 pm Operator: Kami Ballard

| YES | NO ** | |
|---|---|---|
| ✓ | | 1. The tower is intact and upright. |
| ✓ | | 2. The anemometer propeller and the wind direction vane are turning freely. |
| ✓ | | 3. All temperature shields are intact, and the probes are inside their shields. |
| ✓ | | 4. The aspirator fans are operating. |
| ✓ | | 5. The solar radiation sensor is level and has been cleaned. |
| ✓ | | 6. The solar panel is facing south and is clean. |
| ✓ | | 7. The precipitation gauge is clean and free of bugs and dust. |
| ✓ | | 8. The data logger is reading the correct time and day. |
| ✓ | | 9. The site has been visually inspected for unusual wildlife occurrences (dead birds, etc.). |
| ✓ | | 10. Estimate and document the parameters below. |

AIR SCIENCES INC. DENVER • PORTLAND

REVIEWED BY: RPA DATE: 9/24/12

AUDITED BY: BR DATE: 9-17-12

| Parameter | Estimated | Logger | Audit |
|---|---|---|---|
| Speed 10m (m/s) | 3 m/s | 2.1 | 2.52_WS (m/s) |
| Direction* 10m (deg) | East | 93.4 | 51.44_WD (deg) |
| Ambient Temperature (°C) | 30° | 28.5° | 27.69_°C |
| Relative Humidity (%) | 30% | 31.5% | 32.67_% |
| Aspirated Temp 2m | 30° | 28.5° | 27.59_°C |
| Aspirated Temp 10m | 29° | 27.2° | 26.78_°C |
| Delta Temperature (°C) | N/A | -1.4 | -0.803 |
| Solar Radiation (w/m²) | Sunny Partly cloudy Cloudy | 989.2 | 572.6_w/m² |
| Barometric Pressure (mmHg) | N/A | 655.3 | 655.3_mmHG |
| Battery Voltage (V) | N/A | 12.7 | 12.68_V |
| Time (MST) | N/A | 1:43 pm | 13:45_LT |
| Date | N/A | 09.13.2012 | 257_JD |

144_Deg 13:15
44.79_deg 13:30
138_Deg 14:00
89.2_Deg 14:15

-1.072_°C 13:15
-0.795_°C 13:30
-0.897_°C 14:00
-1.096_°C 14:15

675.5_w/m² 13:15
277.4_w/m² 13:30
647.1_w/m² 14:00
797.1_w/m² 14:15

*Direction wind is from

Comments/Unusual Occurrences or Weather: Zipped precip. guage
* Invalidated 0.016" precipitation data for the 13:45 data set (BR)

When form is completed, please fax to Air Sciences Inc. @ 303-279-3796 (no cover sheet is necessary).

Site Operator Signature: [signature]

AIR SCIENCES INC.

# EAST PLANT
## MET SITE CHECK FORM
## Resolution
## PROJECT NO. 262-1

Date: 09·21·2012 Time: 1:15 Operator: Kane Ballard

| YES | NO ** | |
|---|---|---|
| ✓ | | 1. The tower is intact and upright. |
| ✓ | | 2. The anemometer propeller and the wind direction vane are turning freely. |
| ✓ | | 3. All temperature shields are intact, and the probes are inside their shields. |
| ✓ | | 4. The aspirator fans are operating. |
| ✓ | | 5. The solar radiation sensor is level and has been cleaned. |
| ✓ | | 6. The solar panel is facing south and is clean. |
| ✓ | | 7. The precipitation gauge is clean and free of bugs and dust. |
| ✓ | | 8. The data logger is reading the correct time and day. |
| ✓ | | 9. The site has been visually inspected for unusual wildlife occurrences (dead birds, etc.). |
| ✓ | | 10. Estimate and document the parameters below. |

AIR SCIENCES INC. DENVER • PORTLAND

RPA — REVIEWED BY — DATE 9/26/12

BR — AUDITED BY — DATE 9/24/2012

| Parameter | Estimated | Logger | Audit |
|---|---|---|---|
| Speed 10m (m/s) | 2 m/s | 1.5 m/s | 2.262_WS (m/s) |
| Direction* 10m (deg) | (BR) | 185.7 | 194.6_WD (deg) |
| Ambient Temperature (°C) | 32° | 33.8 | 33.11_°C |
| Relative Humidity (%) | 15% | 10.2% | 9.82_% |
| Aspirated Temp 2m | 32° | 33.1 | 32.44_°C |
| Aspirated Temp 10m | 30 | 31 | 30.86_°C |
| Delta Temperature (°C) | N/A | -1.8 | -1.583_°C |
| Solar Radiation (w/m²) | (Sunny) Partly cloudy Cloudy | 950.2 | 951_W/m² |
| Barometric Pressure (mmHg) | N/A | 653.6 | 653.4_mmHG |
| Battery Voltage (V) | N/A | 12.6 | 12.62_V |
| Time (MST) | N/A | 1:19 | 13:30_LT |
| Date | N/A | 09·21·2012 | 265_JD |

*Direction wind is from

Comments/Unusual Occurrences or Weather: Refilled evap pan. Tipped precip gauge
* Intalidated 0.016" precipitation from the 13:30 data set (BR)

When form is completed, please fax to Air Sciences Inc. @ 303-279-3796 (no cover sheet is necessary).

**. Invalidated the 14:00 hr. of evaporation data. (BR)

Site Operator Signature: Ka BC

— REVALIDATED EVAP DATA, DATA LOGGER PROGRAM RECORDS "ZERO" FOR ANY GAIN IN VOLUME IN THE TANK. — RPA

AIR SCIENCES INC.

# EAST PLANT
## MET SITE CHECK FORM
## Resolution
## PROJECT NO. 262-1

Date: 9.28.2012 Time: 10:30 Operator: Kame Ballard

| YES | NO ** | |
|---|---|---|
| ✓ | | 1. The tower is intact and upright. |
| ✓ | | 2. The anemometer propeller and the wind direction vane are turning freely. |
| ✓ | | 3. All temperature shields are intact, and the probes are inside their shields. |
| ✓ | | 4. The aspirator fans are operating. |
| ✓ | | 5. The solar radiation sensor is level and has been cleaned. |
| ✓ | | 6. The solar panel is facing south and is clean. |
| ✓ | | 7. The precipitation gauge is clean and free of bugs and dust. |
| ✓ | | 8. The data logger is reading the correct time and day. |
| ✓ | | 9. The site has been visually inspected for unusual wildlife occurrences (dead birds, etc.). |
| ✓ | | 10. Estimate and document the parameters below. |

AIR SCIENCES INC.
DENVER • PORTLAND
REVIEWED BY [signature] DATE 10/8/12
AUDITED BY RPA DATE 10/4/12

| Parameter | Estimated | Logger | Audit |
|---|---|---|---|
| Speed 10m (m/s) | 1 m/s | 2.2 | 3.105 |
| Direction* 10m (deg) | W | 250.2 | 256.0 |
| Ambient Temperature (°C) | 24 | 23.2 | ~~33.27~~ 22.5 |
| Relative Humidity (%) | 30% | 32.5 | 33.27 |
| Aspirated Temp 2m | 24 | 22.0° | 21.48 |
| Aspirated Temp 10m | 22° | 21.4 | 21.17 |
| Delta Temperature (°C) | N/A | -0.7 | -0.30 |
| Solar Radiation (w/m²) | Sunny Partly cloudy Cloudy | 748.7 | 505.4 |
| Barometric Pressure (mmHg) | N/A | 653.5 | 653.5 |
| Battery Voltage (V) | N/A | 12.7 | 12.75 |
| Time (MST) | N/A | 10:32 | 1030 Hrs |
| Date | N/A | 9.28.2012 | 9/28/12 |

*Direction wind is from

Comments/Unusual Occurrences or Weather: INVALIDATED 0.008" PRECIP TRIGGERED BY SITE OPERATOR @ 10:30 HRS – RPA; + 240+ W/m² DIFF BETWEEN ACTUAL AND AVERAGED 15 MIN VALUE

When form is completed, please fax to Air Sciences Inc. @ 303-279-3796 (no cover sheet is necessary).

NOTED, CONTINUE TO MONITOR – RPA

Site Operator Signature: Kame Ballard

# Appendix I: East Plant $PM_{10}$ and $PM_{2.5}$ Site Check Forms and Flow Audits

# EAST PLANT

BAM PM 2.5 WEEKLY SITE CHECK FORM
RESOLUTION MONITORING PROJECT
PROJECT NO. 262-1

AIR SCIENCES INC.
DENVER • PORTLAND

Date: 07-05-2012 Time: 12:23 pm Operator: Kami Ballard

I. **BAM SAMPLER** – Weekly Checks.

| YES | NO | |
|---|---|---|
| X | | 1. The sampler is intact and the inlet head is unobstructed. |
| X | | 2. The vacuum pump is running and sounds normal. |
| X | | 3. The temperature shield is intact, and the sensor is inside of it. |
| X | | 4. The BAM is reading the correct time and day. |
| X | | 5. The tape is in the proper position and does not need to be changed (tape should be changed every 2 months). |
| X | | 6. Error log was checked (F3), and errors followed up on (see manual). 07/01@ 8:14 → Power Fail 10:14 → Power Fail |
| X | | 7. Climate control appears operational (If it's cold out the shelter should feel warm, if it's hot out the shelter should feel cool) |

II. **BAM SAMPLER** – Routine Maintenance (monthly). Check yes if maintenance was performed during this visit. *See page 56 of BAM manual.*

| YES | NO | RPA | |
|---|---|---|---|
| | | | 1. Inlet Flow check Performed |
| | | | 2. Visual inspection and dust removal |
| | | | 3. Leak check performed |
| | | | 4. PM10 and 2.5 cyclone particle trap cleaned |
| | | | 5. Inlet nozzle and nozzle are cleaned |

AIR SCIENCES INC.
DENVER • PORTLAND

REVIEWED BY KJD DATE 7/26/12
AUDITED BY RPA DATE 7/26/12

II. **BAM SAMPLER** – Routine Maintenance (every 2 months). Check yes if maintenance was performed during this visit. *See page 56 of BAM manual.*

| YES | NO | RPA | |
|---|---|---|---|
| | | | 1. Filter tape replaced |
| | | | 2. Ran the Self-Test function |

III. **BAM SAMPLER** – Routine Maintenance (semiannual). Check yes if maintenance was performed during this visit. *See page 56 of BAM manual.*

| YES | NO | RPA | |
|---|---|---|---|
| | | | 1. Replaced muffler on the pump (*Work performed by Air Sciences) |
| | | | 2. Complete calibration of flow system (*Work performed by Air Sciences) |

IV. **BAM SAMPLER** – Routine Maintenance (annual). Check yes if maintenance was performed during this visit. *See page 56 of BAM manual.*

| YES | NO | RPA | |
|---|---|---|---|
| | | | 1. Carbon vanes in pump checked/replaced (*Work performed by Air Sciences) |
| | | | 2. Inlet system cleaned (*Work performed by Air Sciences) |

**Comments/Unusual Occurrences: Power Failure 07/01/2012 8am → 11am
DATA INVALIDATED AND FLAGGED – RPA

Signature: Kami Ballard

**Fax completed form to Air Sciences at 303-279-3796

# EAST PLANT

BAM PM 2.5 WEEKLY SITE CHECK FORM
RESOLUTION MONITORING PROJECT
PROJECT NO. 262-1

AIR SCIENCES INC.
DENVER • PORTLAND

Date: 07.12.2012 Time: 2:30 pm Operator: Karen BeClerd

I. **BAM SAMPLER** – Weekly Checks.

| YES | NO | |
|---|---|---|
| ✓ | | 1. The sampler is intact and the inlet head is unobstructed. |
| ✓ | | 2. The vacuum pump is running and sounds normal. |
| ✓ | | 3. The temperature shield is intact, and the sensor is inside of it. |
| ✓ | | 4. The BAM is reading the correct time and day. |
| ✓ | | 5. The tape is in the proper position and does not need to be changed (tape should be changed every 2 months). |
| ✓ | | 6. Error log was checked (F3), and errors followed up on (see manual). 7/10 Maintenance 1730 ✓ |
| ✓ | | 7. Climate control appears operational (If it's cold out the shelter should feel warm, if it's hot out the shelter should feel cool) |

II. **BAM SAMPLER** – Routine Maintenance (monthly). Check yes if maintenance was performed during this visit. *See page 56 of BAM manual.*

| YES | NO | RPA | |
|---|---|---|---|
| | X | | 1. Inlet Flow check Performed |
| | X | | 2. Visual inspection and dust removal |
| | X | | 3. Leak check performed |
| | X | | 4. PM10 and 2.5 cyclone particle trap cleaned |
| | X | | 5. Inlet nozzle and nozzle are cleaned |

AIR SCIENCES INC.
DENVER • PORTLAND
REVIEWED BY KJD DATE 7/19/12
AUDITED BY RPA DATE 7/18/12

II. **BAM SAMPLER** – Routine Maintenance (every 2 months). Check yes if maintenance was performed during this visit. *See page 56 of BAM manual.*

| YES | NO | RPA | |
|---|---|---|---|
| | X | | 1. Filter tape replaced |
| | X | | 2. Ran the Self-Test function |

III. **BAM SAMPLER** – Routine Maintenance (semiannual). Check yes if maintenance was performed during this visit. *See page 56 of BAM manual.*

| YES | NO | RPA | |
|---|---|---|---|
| | X | | 1. Replaced muffler on the pump (*Work performed by Air Sciences) |
| | X | | 2. Complete calibration of flow system (*Work performed by Air Sciences) |

IV. **BAM SAMPLER** – Routine Maintenance (annual). Check yes if maintenance was performed during this visit. *See page 56 of BAM manual.*

| YES | NO | RPA | |
|---|---|---|---|
| | X | | 1. Carbon vanes in pump checked/replaced (*Work performed by Air Sciences) |
| | X | | 2. Inlet system cleaned (*Work performed by Air Sciences) |

**Comments/Unusual Occurrences: _____

Signature: Karen Be

**Fax completed form to Air Sciences at 303-279-3796

# EAST PLANT

BAM PM 2.5 WEEKLY SITE CHECK FORM
RESOLUTION MONITORING PROJECT
PROJECT NO. 262-1

AIR SCIENCES INC.
DENVER · PORTLAND

Date: 7·20·2012 Time: 10:03 am Operator: Kami Ballard

**I. BAM SAMPLER** – Weekly Checks.

| YES | NO | |
|---|---|---|
| X | | 1. The sampler is intact and the inlet head is unobstructed. |
| X | | 2. The vacuum pump is running and sounds normal. |
| X | | 3. The temperature shield is intact, and the sensor is inside of it. |
| X | | 4. The BAM is reading the correct time and day. |
| X | | 5. The tape is in the proper position and does not need to be changed (tape should be changed every 2 months). |
| X | | 6. Error log was checked (F3), and errors followed up on (see manual). N/A |
| X | | 7. Climate control appears operational (If it's cold out the shelter should feel warm, if it's hot out the shelter should feel cool) |

**II. BAM SAMPLER** – Routine Maintenance (monthly). Check yes if maintenance was performed during this visit. *See page 56 of BAM manual.*

| YES | NO | RPA | |
|---|---|---|---|
| | | | 1. Inlet Flow check Performed |
| | | | 2. Visual Inspection and dust removal |
| | | | 3. Leak check performed |
| | | | 4. PM10 and 2.5 cyclone particle trap cleaned |
| | | | 5. Inlet nozzle and nozzle are cleaned |

AIR SCIENCES INC.
DENVER · PORTLAND
REVIEWED BY KJD DATE 7/26/12
AUDITED BY RPA DATE 7/24/12

**II. BAM SAMPLER** – Routine Maintenance (every 2 months). Check yes if maintenance was performed during this visit. *See page 56 of BAM manual.*

| YES | NO | RPA | |
|---|---|---|---|
| | | | 1. Filter tape replaced |
| | | | 2. Ran the Self-Test function |

**III. BAM SAMPLER** – Routine Maintenance (semiannual). Check yes if maintenance was performed during this visit. *See page 56 of BAM manual.*

| YES | NO | RPA | |
|---|---|---|---|
| | | | 1. Replaced muffler on the pump (*Work performed by Air Sciences) |
| | | | 2. Complete calibration of flow system (*Work performed by Air Sciences) |

**IV. BAM SAMPLER** – Routine Maintenance (annual). Check yes if maintenance was performed during this visit. *See page 56 of BAM manual.*

| YES | NO | RPA | |
|---|---|---|---|
| | | | 1. Carbon vanes in pump checked/replaced (*Work performed by Air Sciences) |
| | | | 2. Inlet system cleaned (*Work performed by Air Sciences) |

**Comments/Unusual Occurrences: Tape getting near end. Will probably need to change it next week.

Signature: Kami Ballard

**Fax completed form to Air Sciences at 303-279-3796

# EAST PLANT

BAM PM 2.5 WEEKLY SITE CHECK FORM
RESOLUTION MONITORING PROJECT
PROJECT NO. 262-1

AIR SCIENCES INC.

Date: 7-26-2012 Time: 12:26 pm Operator: Kane Ba Clad

I. **BAM SAMPLER** – Weekly Checks.

| YES | NO | |
|---|---|---|
| ✓ | | 1. The sampler is intact and the inlet head is unobstructed. |
| ✓ | | 2. The vacuum pump is running and sounds normal. |
| ✓ | | 3. The temperature shield is intact, and the sensor is inside of it. |
| ✓ | | 4. The BAM is reading the correct time and day. |
| ✓ | | 5. The tape is in the proper position and does not need to be changed (tape should be changed every 2 months). |
| ✓ | | 6. Error log was checked (F3), and errors followed up on (see manual). |
| ✓ | | 7. Climate control appears operational (If it's cold out the shelter should feel warm, if it's hot out the shelter should feel cool) |

II. **BAM SAMPLER** – Routine Maintenance (monthly). Check yes if maintenance was performed during this visit. *See page 56 of BAM manual.*

| YES | NO | |
|---|---|---|
| | ✓ | 1. Inlet Flow check Performed |
| | ✓ | 2. Visual inspection and dust removal |
| | ✓ | 3. Leak check performed |
| | ✓ | 4. PM10 and 2.5 cyclone particle trap cleaned |
| ✓ | | 5. Inlet nozzle and nozzle are cleaned |

AIR SCIENCES INC.
DENVER · PORTLAND
REVIEWED BY RPA DATE 8-13-2012
AUDITED BY DATE 7/30/12

II. **BAM SAMPLER** – Routine Maintenance (every 2 months). Check yes if maintenance was performed during this visit. *See page 56 of BAM manual.*

| YES | NO | |
|---|---|---|
| ✓ | | 1. Filter tape replaced |
| ✓ | | 2. Ran the Self-Test function |

III. **BAM SAMPLER** – Routine Maintenance (semiannual). Check yes if maintenance was performed during this visit. *See page 56 of BAM manual.*

| YES | NO | RPA |
|---|---|---|
| | | 1. Replaced muffler on the pump (*Work performed by Air Sciences) |
| | | 2. Complete calibration of flow system (*Work performed by Air Sciences) |

IV. **BAM SAMPLER** – Routine Maintenance (annual). Check yes if maintenance was performed during this visit. *See page 56 of BAM manual.*

| YES | NO | RPA |
|---|---|---|
| | | 1. Carbon vanes in pump checked/replaced (*Work performed by Air Sciences) |
| | | 2. Inlet system cleaned (*Work performed by Air Sciences) |

**Comments/Unusual Occurrences: Filter Tape Changed
INVALIDATED THE 1300 HRS CONCENTRATION AND FLOW DUE TO THE TAPE CHANGE - RPA

Signature: Ka Ba

**Fax completed form to Air Sciences at 303-279-3796

AIR SCIENCES INC.
DENVER • PORTLAND

REVIEWED BY RPA DATE 8-13-2012
AUDITED BY DATE 8/2/12

AIR SCIENCES INC.

# Monthly Flow Verification $PM_{2.5}$

**East Plant**

PARTICULATE MONITORING PROJECT
PROJECT NO. 262-1

Met One $PM_{2.5}$: S/N: M6464
Firmware: 3236-06 V3.6.3
Calibrator: Delta Cal S/N: 1034

Date of Flow Audit: 7/30/2012
Time of Flow Audit: 2:50

| | BAM | STD | Delta Cal |
|---|---|---|---|
| Ambient Temperature (AT) °c | 28.35 | 27.6 | 28.8 |
| Berometric Pressure mmHg | 653 | 653 | 655 |

| | Set Point (lpm) | BAM | % Diff (1) | STD Flow Meter | % Diff (2) |
|---|---|---|---|---|---|
| **(1)** Actual Flow | 15 | 15.0 | 0.0 | 15.50 | -3.2 |
| ***Acceptable Differential*** | | *14.700 - 15.300* | *+/- 2%* | *14.250 - 15.750* | *+/- 5%* |
| **(2)** Actual Flow | 18.4 | 18.4 | 0.0 | 19.03 | -3.3 |
| *Acceptable Differential* | | *18.032 - 18.768* | *+/- 2%* | *17.480 - 19.320* | *+/- 5%* |
| **(3)** Actual Flow | 16.7 | 16.7 | 0.0 | 17.27 | -3.3 |
| ***Acceptable Differential*** | | *16.336 - 17.034* | *+/- 2%* | *15.865 - 17.535* | *+/- 5%* |

Calculations:
(1) % Diff = [(BAM - Set Point)/Set Point]*100 (+/- 2%)
(2) % Diff = [(BAM - Calibrator)/Calibrator]*100 (+/- 5%)

| | BAM | |
|---|---|---|
| **(2)** Leak Test | .1 | **Should be < 1.0 LPM** |

Comments/Abnormalities:

Signature: Kraw Bell

Upon completion of this form, fax to Air Sciences at 303-279-3796

# EAST PLANT

BAM PM 2.5 WEEKLY SITE CHECK FORM
RESOLUTION MONITORING PROJECT
PROJECT NO. 262-1

AIR SCIENCES INC.

Date: 08.01.2012 Time: 10:24 am Operator: Kami Ballard

I. **BAM SAMPLER** – Weekly Checks.

| YES | NO | |
|---|---|---|
| ✓ | | 1. The sampler is intact and the inlet head is unobstructed. |
| ✓ | | 2. The vacuum pump is running and sounds normal. |
| ✓ | | 3. The temperature shield is intact, and the sensor is inside of it. |
| ✓ | | 4. The BAM is reading the correct time and day. |
| ✓ | | 5. The tape is in the proper position and does not need to be changed (tape should be changed every 2 months). |
| ✓ | | 6. Error log was checked (F3), and errors followed up on (see manual). 7/26 → Maintenance @ 12:19 7/30 → Delta Pressure @ 2:25 |
| ✓ | | 7. Climate control appears operational (If it's cold out the shelter should feel warm, if it's hot out the shelter should feel cool) |

II. **BAM SAMPLER** – Routine Maintenance (monthly). Check yes if maintenance was performed during this visit. *See page 56 of BAM manual.*

| YES | NO | RPA | |
|---|---|---|---|
| | | | 1. Inlet Flow check Perfomed |
| | | | 2. Visual inspection and dust removal |
| | | | 3. Leak check performed |
| | | | 4. PM10 and 2.5 cyclone particle trap cleaned |
| | | | 5. Inlet nozzle and nozzle are cleaned |

AIR SCIENCES INC.
DENVER • PORTLAND
REVIEWED BY RPA DATE 8-13-2012
AUDITED BY DATE 8/2/12

II. **BAM SAMPLER** – Routine Maintenance (every 2 months). Check yes if maintenance was performed during this visit. *See page 56 of BAM manual.*

| YES | NO | RPA | |
|---|---|---|---|
| | | | 1. Filter tape replaced |
| | | | 2. Ran the Self-Test function |

III. **BAM SAMPLER** – Routine Maintenance (semiannual). Check yes if maintenance was performed during this visit. *See page 56 of BAM manual.*

| YES | NO | RPA | |
|---|---|---|---|
| | | | 1. Replaced muffler on the pump (*Work performed by Air Sciences) |
| | | | 2. Complete calibration of flow system (*Work performed by Air Sciences) |

IV. **BAM SAMPLER** – Routine Maintenance (annual). Check yes if maintenance was performed during this visit. *See page 56 of BAM manual.*

| YES | NO | RPA | |
|---|---|---|---|
| | | | 1. Carbon vanes in pump checked/replaced (*Work performed by Air Sciences) |
| | | | 2. Inlet system cleaned (*Work performed by Air Sciences) |

**Comments/Unusual Occurrences: PRESSURE ERROR POPULATED DURING THE MONTHLY FLOW VERIFICATION ON 7/30/12. ADVISED SITE OPERATOR TO CONFIRM BAM BERO-PRESS DURING NEXT VISIT AND CALIBRATE IF REQUIRED. -RPA

Signature: Kami Ballard

**Fax completed form to Air Sciences at 303-279-3796

# EAST PLANT

BAM PM 2.5 WEEKLY SITE CHECK FORM
RESOLUTION MONITORING PROJECT
PROJECT NO. 262-1

AIR SCIENCES INC.

Date: 8-7-12 Time: 8:42 Operator: K. Baak

I. BAM SAMPLER – Weekly Checks.

| YES | NO | |
|---|---|---|
| ✓ | | 1. The sampler is intact and the inlet head is unobstructed. |
| ✓ | | 2. The vacuum pump is running and sounds normal. |
| ✓ | | 3. The temperature shield is intact, and the sensor is inside of it. |
| ✓ | | 4. The BAM is reading the correct time and day. |
| ✓ | | 5. The tape is in the proper position and does not need to be changed (tape should be changed every 2 months). |
| ✓ | | 6. Error log was checked (F3), and errors followed up on (see manual). 8-5 Power fail 8-6 Flow pump off failure |
| ✓ | | 7. Climate control appears operational (If it's cold out the shelter should feel warm, if it's hot out the shelter should feel cool) |

II. BAM SAMPLER – Routine Maintenance (monthly). Check yes if maintenance was performed during this visit. *See page 56 of BAM manual.*

| YES | NO | |
|---|---|---|
| | ↓ | 1. Inlet Flow check Performed |
| | ↓ | 2. Visual inspection and dust removal |
| | ↓ | 3. Leak check performed |
| | ↓ | 4. PM10 and 2.5 cyclone particle trap cleaned |
| | ↓ | 5. Inlet nozzle and nozzle are cleaned |

BR

AIR SCIENCES INC.
DENVER · PORTLAND
REVIEWED BY BR DATE 8-13-2012
AUDITED BY DATE 8/8/2012

II. BAM SAMPLER – Routine Maintenance (every 2 months). Check yes if maintenance was performed during this visit. *See page 56 of BAM manual.*

| YES | NO | |
|---|---|---|
| | ↓ | 1. Filter tape replaced |
| | ↓ | 2. Ran the Self-Test function |

BR

III. BAM SAMPLER – Routine Maintenance (semiannual). Check yes if maintenance was performed during this visit. *See page 56 of BAM manual.*

| YES | NO | |
|---|---|---|
| | ↓ | 1. Replaced muffler on the pump (*Work performed by Air Sciences) |
| | ↓ | 2. Complete calibration of flow system (*Work performed by Air Sciences) |

BR

IV. BAM SAMPLER – Routine Maintenance (annual). Check yes if maintenance was performed during this visit. *See page 56 of BAM manual.*

| YES | NO | |
|---|---|---|
| | ↓ | 1. Carbon vanes in pump checked/replaced (*Work performed by Air Sciences) |
| | ↓ | 2. Inlet system cleaned (*Work performed by Air Sciences) |

BR

**Comments/Unusual Occurrences. Am 2.5 Data has been invalidated 8/5/12 12:00 for Power outage BR
P.M. 2.5 hourly data has been invalidated at 0700 hrs 8/6/2012 for Flow Error BR

Signature: Kacci Baak

**Fax completed form to Air Sciences at 303-279-3796

# EAST PLANT

BAM PM 2.5 WEEKLY SITE CHECK FORM
RESOLUTION MONITORING PROJECT
PROJECT NO. 262-1

AIR SCIENCES INC.
DENVER • PORTLAND

Date: 08·16·2012 Time: 11:56 am Operator: K. Ballard

I. **BAM SAMPLER** – Weekly Checks.

| YES | NO | |
|---|---|---|
| ✓ | | 1. The sampler is intact and the inlet head is unobstructed. |
| ✓ | | 2. The vacuum pump is running and sounds normal. |
| ✓ | | 3. The temperature shield is intact, and the sensor is inside of it. |
| ✓ | | 4. The BAM is reading the correct time and day. |
| ✓ | | 5. The tape is in the proper position and does not need to be changed (tape should be changed every 2 months). |
| ✓ | | 6. Error log was checked (F3), and errors followed up on (see manual) 08/07 → Countfailed @ 8:50 am; 08/06 → Flow pump off Failure 6:50 am; 08/05 → Powerfail @ 11:53 am |
| ✓ | | 7. Climate control appears operational (If it's cold out the shelter should feel warm, if it's hot out the shelter should feel cool) |

II. **BAM SAMPLER** – Routine Maintenance (monthly). Check yes if maintenance was performed during this visit. *See page 56 of BAM manual.*

| YES | NO | RPA |
|---|---|---|
| | | 1. Inlet Flow check Performed |
| | | 2. Visual inspection and dust removal |
| | | 3. Leak check performed |
| | | 4. PM10 and 2.5 cyclone particle trap cleaned |
| | | 5. Inlet nozzle and nozzle are cleaned |

AIR SCIENCES INC.
DENVER • PORTLAND
REVIEWED BY RPA DATE 8-28-12
AUDITED BY DATE 8/22/12

II. **BAM SAMPLER** – Routine Maintenance (every 2 months). Check yes if maintenance was performed during this visit. *See page 56 of BAM manual.*

| YES | NO | RPA |
|---|---|---|
| | | 1. Filter tape replaced |
| | | 2. Ran the Self-Test function |

III. **BAM SAMPLER** – Routine Maintenance (semiannual). Check yes if maintenance was performed during this visit. *See page 56 of BAM manual.*

| YES | NO | RPA |
|---|---|---|
| | | 1. Replaced muffler on the pump (*Work performed by Air Sciences) |
| | | 2. Complete calibration of flow system (*Work performed by Air Sciences) |

IV. **BAM SAMPLER** – Routine Maintenance (annual). Check yes if maintenance was performed during this visit. *See page 56 of BAM manual.*

| YES | NO | RPA |
|---|---|---|
| | | 1. Carbon vanes in pump checked/replaced (*Work performed by Air Sciences) |
| | | 2. Inlet system cleaned (*Work performed by Air Sciences) |

**Comments/Unusual Occurrences: REPORTED ERRORS HAVE BEEN VERIFIED AND INVALIDATED - RPA

Signature: K. Ballard

**Fax completed form to Air Sciences at 303-279-3796

# EAST PLANT

BAM PM 2.5 WEEKLY SITE CHECK FORM
RESOLUTION MONITORING PROJECT
PROJECT NO. 262-1

AIR SCIENCES INC.
DENVER • PORTLAND

Date: 08-23-2012 Time: 10:01 Operator: Kami Ballard

**I. BAM SAMPLER** – Weekly Checks.

| YES | NO | |
|---|---|---|
| ✓ | | 1. The sampler is intact and the inlet head is unobstructed. |
| ✓ | | 2. The vacuum pump is running and sounds normal. |
| ✓ | | 3. The temperature shield is intact, and the sensor is inside of it. |
| ✓ | | 4. The BAM is reading the correct time and day. |
| ✓ | | 5. The tape is in the proper position and does not need to be changed (tape should be changed every 2 months). |
| ✓ | | 6. Error log was checked (F3), and errors followed up on (see manual). |
| ✓ | | 7. Climate control appears operational (if it's cold out the shelter should feel warm, if it's hot out the shelter should feel cool) |

**II. BAM SAMPLER** – Routine Maintenance (monthly). Check yes if maintenance was performed during this visit. *See page 56 of BAM manual.*

| YES | NO | RPA | |
|---|---|---|---|
| | | | 1. Inlet Flow check Performed |
| | | | 2. Visual inspection and dust removal |
| | | | 3. Leak check performed |
| | | | 4. PM10 and 2.5 cyclone particle trap cleaned |
| | | | 5. Inlet nozzle and nozzle are cleaned |

AIR SCIENCES INC.
DENVER • PORTLAND

REVIEWED BY RPA DATE 8-28-12
AUDITED BY DATE 8/23/12

**II. BAM SAMPLER** – Routine Maintenance (every 2 months). Check yes if maintenance was performed during this visit. *See page 56 of BAM manual.*

| YES | NO | RPA | |
|---|---|---|---|
| | | | 1. Filter tape replaced |
| | | | 2. Ran the Self-Test function |

**III. BAM SAMPLER** – Routine Maintenance (semiannual). Check yes if maintenance was performed during this visit. *See page 56 of BAM manual.*

| YES | NO | RPA | |
|---|---|---|---|
| | | | 1. Replaced muffler on the pump (*Work performed by Air Sciences) |
| | | | 2. Complete calibration of flow system (*Work performed by Air Sciences) |

**IV. BAM SAMPLER** – Routine Maintenance (annual). Check yes if maintenance was performed during this visit. *See page 56 of BAM manual.*

| YES | NO | RPA | |
|---|---|---|---|
| | | | 1. Carbon vanes in pump checked/replaced (*Work performed by Air Sciences) |
| | | | 2. Inlet system cleaned (*Work performed by Air Sciences) |

**Comments/Unusual Occurrences: _____

Signature: Kami Ballard

**Fax completed form to Air Sciences at 303-279-3796

AIR SCIENCES INC.

# Monthly Flow Verification $PM_{2.5}$

**East Plant**

PARTICULATE MONITORING PROJECT

PROJECT NO. 262-1

Met One $PM_{2.5}$: S/N: M6464

Firmware: 3230-06 V3.6.3

Calibrator: Delta Cal S/N: 1036

Date of Flow Audit: 08/05/2012

Time of Flow Audit: 11:30

AIR SCIENCES INC. DENVER • PORTLAND

REVIEWED BY RPA DATE 9/24/12

AUDITED BY BR DATE 9-17-12

| | BAM | STD |
|---|---|---|
| Ambient Temperature (AT) °c | 26.3 | 26.6 |
| Berometric Pressure mmHg | 654 | 655.5 |

| | Set Point (lpm) | BAM | % Diff (1) | STD Flow Meter | % Diff (2) |
|---|---|---|---|---|---|
| (1) Actual Flow | 15 | 15.1 | BR -0.67 | 15.18 | -0.53 BR |
| *Acceptable Differential* | | *14.700 - 15.300* | *+/- 2%* | *14.250 - 15.750* | *+/- 5%* |
| (2) Actual Flow | 18.4 | 18.4 | 0 BR | 18.56 | -0.87 BR |
| *Acceptable Differential* | | *18.032 - 18.768* | *+/- 2%* | *17.480 - 19.320* | *+/- 5%* |
| (3) Actual Flow | 16.7 | 16.7 | | 16.85 | -0.898 BR |
| *Acceptable Differential* | | *16.336 - 17.034* | *+/- 2%* | *15.865 - 17.535* | *+/- 5%* |

Calculations:

(1) % Diff = [(BAM - Set Point)/Set Point]*100 (+/- 2%)

(2) % Diff = [(BAM - Calibrator)/Calibrator]*100 (+/- 5%)

| | BAM |
|---|---|
| (2) Leak Test | .1 |

**Should be < 1.0 LPM**

Comments/Abnormalities: Invalidated the 12:00 hr of BAM data for operator maintenance BR

Signature: [signature]

Upon completion of this form, fax to Air Sciences at 303-279-3796

# EAST PLANT

BAM PM 2.5 WEEKLY SITE CHECK FORM
**RESOLUTION MONITORING PROJECT**
PROJECT NO. 262-1

AIR SCIENCES INC.

Date: 09/07/2012 Time: 14:50 Operator: Kami Ballard

I. **BAM SAMPLER** – Weekly Checks.

| YES | NO | |
|---|---|---|
| ✓ | | 1. The sampler is intact and the inlet head is unobstructed. |
| ✓ | | 2. The vacuum pump is running and sounds normal. |
| ✓ | | 3. The temperature shield is intact, and the sensor is inside of it. |
| ✓ | | 4. The BAM is reading the correct time and day. |
| ✓ | | 5. The tape is in the proper position and does not need to be changed (tape should be changed every 2 months). |
| ✓ | | 6. Error log was checked (F3), and errors followed up on (see manual). 09/05 → Delta Pressure @ 11:21 am 09/05 → Maintenance @ 11:22 am |
| ✓ | | 7. Climate control appears operational (If it's cold out the shelter should feel warm, if it's hot out the shelter should feel cool) |

II. **BAM SAMPLER** – Routine Maintenance (monthly). Check yes if maintenance was performed during this visit. *See page 56 of BAM manual.*

| YES | NO | BR | |
|---|---|---|---|
| | | ↓ | 1. Inlet Flow check Performed |
| | | | 2. Visual inspection and dust removal |
| | | | 3. Leak check performed |
| | | | 4. PM10 and 2.5 cyclone particle trap cleaned |
| | ✓ | | 5. Inlet nozzle and nozzle are cleaned |

AIR SCIENCES INC.
DENVER • PORTLAND
REVIEWED BY RPA DATE 9/24/12
AUDITED BY BR DATE 9-17-12

II. **BAM SAMPLER** – Routine Maintenance (every 2 months). Check yes if maintenance was performed during this visit. *See page 56 of BAM manual.*

| YES | NO | BR | |
|---|---|---|---|
| | | ↓ | 1. Filter tape replaced |
| | ✓ | | 2. Ran the Self-Test function |

III. **BAM SAMPLER** – Routine Maintenance (semiannual). Check yes if maintenance was performed during this visit. *See page 56 of BAM manual.*

| YES | NO | BR | |
|---|---|---|---|
| | | ↓ | 1. Replaced muffler on the pump (*Work performed by Air Sciences) |
| | ✓ | | 2. Complete calibration of flow system (*Work performed by Air Sciences) |

IV. **BAM SAMPLER** – Routine Maintenance (annual). Check yes if maintenance was performed during this visit. *See page 56 of BAM manual.*

| YES | NO | BR | |
|---|---|---|---|
| | | ↓ | 1. Carbon vanes in pump checked/replaced (*Work performed by Air Sciences) |
| | ✓ | | 2. Inlet system cleaned (*Work performed by Air Sciences) |

**Comments/Unusual Occurrences: 9/5/2012 Errors have been invalidated (BR)

Signature: [signature]

**Fax completed form to Air Sciences at 303-279-3796

# EAST PLANT

BAM PM 2.5 WEEKLY SITE CHECK FORM
RESOLUTION MONITORING PROJECT
PROJECT NO. 262-1

AIR SCIENCES INC.

Date: 09-13-2012 Time: 1:48 Operator: Kane Bellard

I. **BAM SAMPLER** – Weekly Checks.

| YES | NO | |
|---|---|---|
| ✓ | | 1. The sampler is intact and the inlet head is unobstructed. |
| ✓ | | 2. The vacuum pump is running and sounds normal. |
| ✓ | | 3. The temperature shield is intact, and the sensor is inside of it. |
| ✓ | | 4. The BAM is reading the correct time and day. |
| ✓ | | 5. The tape is in the proper position and does not need to be changed (tape should be changed every 2 months). |
| ✓ | | 6. Error log was checked (F3), and errors followed up on (see manual). |
| ✓ | | 7. Climate control appears operational (If it's cold out the shelter should feel warm, if it's hot out the shelter should feel cool) |

II. **BAM SAMPLER** – Routine Maintenance (monthly). Check yes if maintenance was performed during this visit. *See page 56 of BAM manual.*

| YES | NO | | |
|---|---|---|---|
| | ↓ | BR | 1. Inlet Flow check Performed |
| | ↓ | | 2. Visual inspection and dust removal |
| | ↓ | | 3. Leak check performed |
| | ↓ | | 4. PM10 and 2.5 cyclone particle trap cleaned |
| | ↓ | | 5. Inlet nozzle and nozzle are cleaned |

AIR SCIENCES INC.
DENVER • PORTLAND

REVIEWED BY: RPA DATE: 9/24/12
AUDITED BY: BR DATE: 9-17-12

II. **BAM SAMPLER** – Routine Maintenance (every 2 months). Check yes if maintenance was performed during this visit. *See page 56 of BAM manual.*

| YES | NO | | |
|---|---|---|---|
| | ↓ | BR | 1. Filter tape replaced |
| | ↓ | | 2. Ran the Self-Test function |

III. **BAM SAMPLER** – Routine Maintenance (semiannual). Check yes if maintenance was performed during this visit. *See page 56 of BAM manual.*

| YES | NO | | |
|---|---|---|---|
| | ↓ | BR | 1. Replaced muffler on the pump (*Work performed by Air Sciences) |
| | ↓ | | 2. Complete calibration of flow system (*Work performed by Air Sciences) |

IV. **BAM SAMPLER** – Routine Maintenance (annual). Check yes if maintenance was performed during this visit. *See page 56 of BAM manual.*

| YES | NO | | |
|---|---|---|---|
| | ↓ | BR | 1. Carbon vanes in pump checked/replaced (*Work performed by Air Sciences) |
| | ↓ | | 2. Inlet system cleaned (*Work performed by Air Sciences) |

**Comments/Unusual Occurrences: _____

Signature: Ka B

**Fax completed form to Air Sciences at 303-279-3796

# EAST PLANT

BAM PM 2.5 WEEKLY SITE CHECK FORM
**RESOLUTION MONITORING PROJECT**
PROJECT NO. 262-1

AIR SCIENCES INC.

Date: 9·21·2012 Time: 1:24 Operator: Kami Ballard

**I. BAM SAMPLER** – Weekly Checks.

| YES | NO | |
|---|---|---|
| ✓ | | 1. The sampler is intact and the inlet head is unobstructed. |
| ✓ | | 2. The vacuum pump is running and sounds normal. |
| ✓ | | 3. The temperature shield is intact, and the sensor is inside of it. |
| ✓ | | 4. The BAM is reading the correct time and day. |
| ✓ | | 5. The tape is in the proper position and does not need to be changed (tape should be changed every 2 months). |
| ✓ | | 6. Error log was checked (F3), and errors followed up on (see manual). |
| ✓ | | 7. Climate control appears operational (If it's cold out the shelter should feel warm, if it's hot out the shelter should feel cool) |

**II. BAM SAMPLER** – Routine Maintenance (monthly). Check yes if maintenance was performed during this visit. *See page 56 of BAM manual.*

| YES | NO BR | |
|---|---|---|
| | ↓ | 1. Inlet Flow check Performed |
| | ↓ | 2. Visual inspection and dust removal |
| | ↓ | 3. Leak check performed |
| | ↓ | 4. PM10 and 2.5 cyclone particle trap cleaned |
| | ✓ | 5. Inlet nozzle and nozzle are cleaned |

AIR SCIENCES INC
DENVER · PORTLAND
REVIEWED BY RPA DATE 9/26/12
AUDITED BY BR DATE 9/24/2012

**II. BAM SAMPLER** – Routine Maintenance (every 2 months). Check yes if maintenance was performed during this visit. *See page 56 of BAM manual.*

| YES | NO BR | |
|---|---|---|
| | ↓ | 1. Filter tape replaced |
| | ✓ | 2. Ran the Self-Test function |

**III. BAM SAMPLER** – Routine Maintenance (semiannual). Check yes if maintenance was performed during this visit. *See page 56 of BAM manual.*

| YES | NO BR | |
|---|---|---|
| | ↓ | 1. Replaced muffler on the pump (*Work performed by Air Sciences) |
| | ✓ | 2. Complete calibration of flow system (*Work performed by Air Sciences) |

**IV. BAM SAMPLER** – Routine Maintenance (annual). Check yes if maintenance was performed during this visit. *See page 56 of BAM manual.*

| YES | NO BR | |
|---|---|---|
| | ↓ | 1. Carbon vanes in pump checked/replaced (*Work performed by Air Sciences) |
| | ✓ | 2. Inlet system cleaned (*Work performed by Air Sciences) |

**Comments/Unusual Occurrences: _____

Signature: _____

**Fax completed form to Air Sciences at 303-279-3796

# EAST PLANT

BAM PM 2.5 WEEKLY SITE CHECK FORM
RESOLUTION MONITORING PROJECT
PROJECT NO. 262-1

AIR SCIENCES INC.

Date: 9·28·2012 Time: 10:35 Operator: Kam

I. **BAM SAMPLER** – Weekly Checks.

| YES | NO | |
|---|---|---|
| ✓ | | 1. The sampler is intact and the inlet head is unobstructed. |
| ✓ | | 2. The vacuum pump is running and sounds normal. |
| ✓ | | 3. The temperature shield is intact, and the sensor is inside of it. |
| ✓ | | 4. The BAM is reading the correct time and day. |
| ✓ | | 5. The tape is in the proper position and does not need to be changed (tape should be changed every 2 months). |
| ✓ | | 6. Error log was checked (F3), and errors followed up on (see manual). |
| ✓ | | 7. Climate control appears operational (If it's cold out the shelter should feel warm, if it's hot out the shelter should feel cool) |

II. **BAM SAMPLER** – Routine Maintenance (monthly). Check yes if maintenance was performed during this visit. *See page 56 of BAM manual.*

| YES | NO | |
|---|---|---|
| ✓ | | 1. Inlet Flow check Performed |
| ✓ | | 2. Visual inspection and dust removal |
| ✓ | | 3. Leak check performed |
| ✓ | | 4. PM10 and 2.5 cyclone particle trap cleaned |
| ✓ | | 5. Inlet nozzle and nozzle are cleaned |

AIR SCIENCES INC.
PORTLAND
REVIEWED BY RPA DATE 10-9-12
AUDITED BY DATE 10/4/12

II. **BAM SAMPLER** – Routine Maintenance (every 2 months). Check yes if maintenance was performed during this visit. *See page 56 of BAM manual.*

| YES | NO | |
|---|---|---|
| ✓ | | 1. Filter tape replaced |
| ✓ | | 2. Ran the Self-Test function |

III. **BAM SAMPLER** – Routine Maintenance (semiannual). Check yes if maintenance was performed during this visit. *See page 56 of BAM manual.*

RPA

| YES | NO | |
|---|---|---|
| | / | 1. Replaced muffler on the pump (*Work performed by Air Sciences) |
| | / | 2. Complete calibration of flow system (*Work performed by Air Sciences) |

IV. **BAM SAMPLER** – Routine Maintenance (annual). Check yes if maintenance was performed during this visit. *See page 56 of BAM manual.*

RPA

| YES | NO | |
|---|---|---|
| | / | 1. Carbon vanes in pump checked/replaced (*Work performed by Air Sciences) |
| | / | 2. Inlet system cleaned (*Work performed by Air Sciences) |

**Comments/Unusual Occurrences: INVALIDATED THE 1100 HRS HOURLY CONCENTRATION ON 9/28 DUE TO MONTHLY FLOW VERIFICATIONS – RPA, INTERMITTENT MEMBRANE DENSITY ERRORS OBSERVED STARTING ON 10/1/12 – RPA

Signature: Kam Bond

**Fax completed form to Air Sciences at 303-279-3796

AIR SCIENCES INC.
DENVER • PORTLAND

REVIEWED BY RDA DATE 10-9-12

AUDITED BY DATE 10/4/12

AIR SCIENCES INC.

# Monthly Flow Verification $PM_{2.5}$

**East Plant**

**PARTICULATE MONITORING PROJECT**

PROJECT NO. 262-1

Met One $PM_{2.5}$: S/N: M6464

Firmware:

Calibrator: Delta Cal S/N: 1034

Date of Flow Audit: 9.28.2012

Time of Flow Audit: 10:04

| | BAM | STD |
|---|---|---|
| Ambient Temperature (AT) °c | 23.1 | 24.7 |
| Berometric Pressure mmHg | 650 | 654 |

| | Set Point (lpm) | BAM | % Diff (1) | STD Flow Meter | % Diff (2) |
|---|---|---|---|---|---|
| (1) Actual Flow | 15 | 15.0 | 0.0 | 15.1 | -0.7 |
| *Acceptable Differential* | | *14.700 - 15.300* | *+/- 2%* | *14.250 - 15.750* | *+/- 5%* |
| (2) Actual Flow | 18.4 | 18.5 | 0.5 | 18.7 | -1.1 |
| *Acceptable Differential* | | *18.032 - 18.768* | *+/- 2%* | *17.480 - 19.320* | *+/- 5%* |
| (3) Actual Flow | 16.7 | 16.7 | 0.0 | 16.8 | -0.6 |
| *Acceptable Differential* | | *16.336 - 17.034* | *+/- 2%* | *15.865 - 17.535* | *+/- 5%* |

Calculations:

(1) % Diff = [(BAM - Set Point)/Set Point]*100 (+/- 2%)

(2) % Diff = [(BAM - Calibrator)/Calibrator]*100 (+/- 5%)

| | BAM |
|---|---|
| (2) Leak Test | .1 |

**Should be < 1.0 LPM**

Comments/Abnormalities: 1100 HRS Hourly RECORD INVALIDATED - RPA

Signature: Karen BaCloud

Upon completion of this form, fax to Air Sciences at 303-279-3796

# EAST PLANT

BAM PM10 WEEKLY SITE CHECK FORM
RESOLUTION MONITORING PROJECT
PROJECT NO. 262-1

AIR SCIENCES INC.
DENVER • PORTLAND

Date: 07-05-2012 Time: 12:19 pm Operator: Kami Ballard

**I. BAM SAMPLER** – Weekly Checks.

| YES | NO | |
|---|---|---|
| ✓ | | 1. The sampler is intact and the inlet head is unobstructed. |
| ✓ | | 2. The vacuum pump is running and sounds normal. |
| ✓ | | 3. The temperature shield is intact, and the sensor is inside of it. |
| ✓ | | 4. The BAM is reading the correct time and day. |
| ✓ | | 5. The tape is in the proper position and does not need to be changed (tape should be changed every 2 months). |
| ✓ | | 6. Error log was checked (F3), and errors followed up on (see manual). 07/01 @ 8:15 → Power Fail; 10:13 → " " ; 6/27 @ 9:13 → Maintenance |
| ✓ | | 7. Climate control appears operational (If it's cold out the shelter should feel warm, if it's hot out the shelter should feel cool) |

**II. BAM SAMPLER** – Routine Maintenance (monthly). Check yes if maintenance was performed during this visit. *See page 56 of BAM manual.*

| YES | NO | |
|---|---|---|
| | | 1. Inlet Flow check Performed |
| | | 2. Visual inspection and dust removal |
| | | 3. Leak check performed |
| | | 4. PM10 particle trap cleaned |
| | | 5. Inlet nozzle and nozzle are cleaned |

RPA

AIR SCIENCES INC. DENVER • PORTLAND
REVIEWED BY KJD DATE 7/26/12
AUDITED BY RPA DATE 7/6/12

**II. BAM SAMPLER** – Routine Maintenance (every 2 months). Check yes if maintenance was performed during this visit. *See page 56 of BAM manual.*

| YES | NO | |
|---|---|---|
| | | 1. Filter tape replaced |
| | | 2. Ran the Self-Test function |

RPA

**III. BAM SAMPLER** – Routine Maintenance (semiannual). Check yes if maintenance was performed during this visit. *See page 56 of BAM manual.*

| YES | NO | |
|---|---|---|
| | | 1. Replaced muffler on the pump (*Work performed by Air Sciences) |
| | | 2. Complete calibration of flow system (*Work performed by Air Sciences) |

RPA

**IV. BAM SAMPLER** – Routine Maintenance (annual). Check yes if maintenance was performed during this visit. *See page 56 of BAM manual.*

| YES | NO | |
|---|---|---|
| | | 1. Carbon vanes in pump checked/replaced (*Work performed by Air Sciences) |
| | | 2. Inlet system cleaned (*Work performed by Air Sciences) |

RPA

*Comments/Unusual Occurrences: Power failure 07/01 → 8am - 11am
DATA INVALIDATED AND JOURNALED – RPA

Signature: Kami Ballard

# EAST PLANT

BAM PM10 WEEKLY SITE CHECK FORM
**RESOLUTION MONITORING PROJECT**
PROJECT NO. 262-1

AIR SCIENCES INC.
DENVER • PORTLAND

Date: 07-12-2012 Time: 2:28 Operator: Karen Bellard

**I. BAM SAMPLER** – Weekly Checks.

| YES | NO | |
|---|---|---|
| ✓ | | 1. The sampler is intact and the inlet head is unobstructed. |
| ✓ | | 2. The vacuum pump is running and sounds normal. |
| ✓ | | 3. The temperature shield is intact, and the sensor is inside of it. |
| ✓ | | 4. The BAM is reading the correct time and day. |
| ✓ | | 5. The tape is in the proper position and does not need to be changed (tape should be changed every 2 months). |
| ✓ | | 6. Error log was checked (F3), and errors followed up on (see manual). Maintenance 1729 → 07/10 ✓ |
| ✓ | | 7. Climate control appears operational (If it's cold out the shelter should feel warm, if it's hot out the shelter should feel cool) |

**II. BAM SAMPLER** – Routine Maintenance (monthly). Check yes if maintenance was performed during this visit. *See page 56 of BAM manual.*

| YES | NO | RPA | |
|---|---|---|---|
| | | | 1. Inlet Flow check Performed |
| | | | 2. Visual inspection and dust removal |
| | | | 3. Leak check performed |
| | | | 4. PM10 particle trap cleaned |
| | | | 5. Inlet nozzle and nozzle are cleaned |

AIR SCIENCES INC.
DENVER • PORTLAND
REVIEWED BY KJD DATE 7/19/12
AUDITED BY RJA DATE 7/18/12

**II. BAM SAMPLER** – Routine Maintenance (every 2 months). Check yes if maintenance was performed during this visit. *See page 56 of BAM manual.*

| YES | NO | RPA | |
|---|---|---|---|
| | | | 1. Filter tape replaced |
| | | | 2. Ran the Self-Test function |

**III. BAM SAMPLER** – Routine Maintenance (semiannual). Check yes if maintenance was performed during this visit. *See page 56 of BAM manual.*

| YES | NO | RPA | |
|---|---|---|---|
| | | | 1. Replaced muffler on the pump (*Work performed by Air Sciences) |
| | | | 2. Complete calibration of flow system (*Work performed by Air Sciences) |

**IV. BAM SAMPLER** – Routine Maintenance (annual). Check yes if maintenance was performed during this visit. *See page 56 of BAM manual.*

| YES | NO | RPA | |
|---|---|---|---|
| | | | 1. Carbon vanes in pump checked/replaced (*Work performed by Air Sciences) |
| | | | 2. Inlet system cleaned (*Work performed by Air Sciences) |

**Comments/Unusual Occurrences: _____

Signature: Karen Bellard

# EAST PLANT

BAM PM10 WEEKLY SITE CHECK FORM
RESOLUTION MONITORING PROJECT
PROJECT NO. 262-1

AIR SCIENCES INC.
DENVER • PORTLAND

Date: 7·20·2012 Time: 10:00 am Operator: Kami Ballard

I. **BAM SAMPLER** – Weekly Checks.

| YES | NO | |
|---|---|---|
| X | | 1. The sampler is intact and the inlet head is unobstructed. |
| X | | 2. The vacuum pump is running and sounds normal. |
| X | | 3. The temperature shield is intact, and the sensor is inside of it. |
| X | | 4. The BAM is reading the correct time and day. |
| X | | 5. The tape is in the proper position and does not need to be changed (tape should be changed every 2 months). |
| X | | 6. Error log was checked (F3), and errors followed up on (see manual). N/A |
| X | | 7. Climate control appears operational (If it's cold out the shelter should feel warm, if it's hot out the shelter should feel cool) |

II. **BAM SAMPLER** – Routine Maintenance (monthly). Check yes if maintenance was performed during this visit. *See page 56 of BAM manual.*

| YES | NO | RPA | |
|---|---|---|---|
| | | | 1. Inlet Flow check Performed |
| | | | 2. Visual inspection and dust removal |
| | | | 3. Leak check performed |
| | | | 4. PM10 particle trap cleaned |
| | | | 5. Inlet nozzle and nozzle are cleaned |

AIR SCIENCES INC.
DENVER · PORTLAND
KJD 7/26/12
EVIEWED BY: DATE
RPA 7/24/12
DATE

II. **BAM SAMPLER** – Routine Maintenance (every 2 months). Check yes if maintenance was performed during this visit. *See page 56 of BAM manual.*

| YES | NO | RPA | |
|---|---|---|---|
| | | | 1. Filter tape replaced |
| | | | 2. Ran the Self-Test function |

III. **BAM SAMPLER** – Routine Maintenance (semiannual). Check yes if maintenance was performed during this visit. *See page 56 of BAM manual.*

| YES | NO | RPA | |
|---|---|---|---|
| | | | 1. Replaced muffler on the pump (*Work performed by Air Sciences) |
| | | | 2. Complete calibration of flow system (*Work performed by Air Sciences) |

IV. **BAM SAMPLER** – Routine Maintenance (annual). Check yes if maintenance was performed during this visit. *See page 56 of BAM manual.*

| YES | NO | RPA | |
|---|---|---|---|
| | | | 1. Carbon vanes in pump checked/replaced (*Work performed by Air Sciences) |
| | | | 2. Inlet system cleaned (*Work performed by Air Sciences) |

**Comments/Unusual Occurrences: _____

Signature: Kami Ball

# EAST PLANT

BAM PM10 WEEKLY SITE CHECK FORM
RESOLUTION MONITORING PROJECT
PROJECT NO. 262-1

AIR SCIENCES INC.

Date: 7·26·2012 Time: 12:13 pm Operator: Kami Bellard

I. **BAM SAMPLER** – Weekly Checks.

| YES | NO | |
|---|---|---|
| ✓ | | 1. The sampler is intact and the inlet head is unobstructed. |
| ✓ | | 2. The vacuum pump is running and sounds normal. |
| ✓ | | 3. The temperature shield is intact, and the sensor is inside of it. |
| ✓ | | 4. The BAM is reading the correct time and day. |
| ✓ | | 5. The tape is in the proper position and does not need to be changed (tape should be changed every 2 months). |
| ✓ | | 6. Error log was checked (F3), and errors followed up on (see manual). |
| ✓ | | 7. Climate control appears operational (If it's cold out the shelter should feel warm, if it's hot out the shelter should feel cool) |

II. **BAM SAMPLER** – Routine Maintenance (monthly). Check yes if maintenance was performed during this visit. *See page 56 of BAM manual.*

| YES | NO | |
|---|---|---|
| | ✓ | 1. Inlet Flow check Performed |
| | ✓ | 2. Visual inspection and dust removal |
| | ✓ | 3. Leak check performed |
| | ✓ | 4. PM10 particle trap cleaned |
| ✓ | | 5. Inlet nozzle and nozzle are cleaned |

AIR SCIENCES INC.
REVIEWED BY RPA DATE 8-13-2012
AUDITED BY DATE 7/30/12

II. **BAM SAMPLER** – Routine Maintenance (every 2 months). Check yes if maintenance was performed during this visit. *See page 56 of BAM manual.*

| YES | NO | |
|---|---|---|
| ✓ | | 1. Filter tape replaced |
| ✓ | | 2. Ran the Self-Test function |

III. **BAM SAMPLER** – Routine Maintenance (semiannual). Check yes if maintenance was performed during this visit. *See page 56 of BAM manual.*

| YES | NO | RPA |
|---|---|---|
| | | 1. Replaced muffler on the pump (*Work performed by Air Sciences) |
| | | 2. Complete calibration of flow system (*Work performed by Air Sciences) |

IV. **BAM SAMPLER** – Routine Maintenance (annual). Check yes if maintenance was performed during this visit. *See page 56 of BAM manual.*

| YES | NO | RPA |
|---|---|---|
| | | 1. Carbon vanes in pump checked/replaced (*Work performed by Air Sciences) |
| | | 2. Inlet system cleaned (*Work performed by Air Sciences) |

*Comments/Unusual Occurrences: Changed Filter Tape

INVALIDATED THE 1300 HRS SAMPLE FOR CONCENTRATION DUE TO TAPE CHANGE - RPA

Signature: Kami Bale

AIR SCIENCES INC.
DENVER · PORTLAND

REVIEWED BY RPA DATE 8-13-2012
AUDITED BY DATE 8/2/12

AIR SCIENCES INC.

# Monthly Flow Verification $PM_{10}$

**East Plant**
**PARTICULATE MONITORING PROJECT**
PROJECT NO. 262-1

Met One $PM_{10}$: S/N: M8714
Firmware: 3236-06 V3.63
Calibrator: Delta Cal S/N: 1034

Date of Flow Audit: 7/30/2012
Time of Flow Audit: 2:30 pm

| | BAM | STD | Delta Cal |
|---|---|---|---|
| Ambient Temperature (AT) °c | 29.5 | 29 | 30.7 |
| Berometric Pressure mmHg | 659 | 659 | 655 * |

| | Set Point (lpm) | BAM | % Diff (1) | STD Flow Meter | % Diff (2) |
|---|---|---|---|---|---|
| (1) Actual Flow | 15 | 15.0 | 0.0 | 15.45 | -2.9 |
| *Acceptable Differential* | | *14.700 - 15.300* | *+/- 2%* | *14.250 - 15.750* | *+/- 5%* |
| (2) Actual Flow | 18.4 | 18.4 | 0.0 | 19.05 | -3.4 |
| *Acceptable Differential* | | *18.032 - 18.768* | *+/- 2%* | *17.480 - 19.320* | *+/- 5%* |
| (3) Actual Flow | 16.7 | 16.7 | 0.0 | 17.25 | -3.2 |
| *Acceptable Differential* | | *16.336 - 17.034* | *+/- 2%* | *15.865 - 17.535* | *+/- 5%* |

Calculations:
(1) % Diff = [(BAM - Set Point)/Set Point]*100 (+/- 2%)
(2) % Diff = [(BAM - Calibrator)/Calibrator]*100 (+/- 5%)

| | BAM |
|---|---|
| (2) Leak Test | .1 |

**Should be < 1.0 LPM**

Comments/Abnormalities: * 4 mmHg BERO-PRESS DIFF BETWEEN THE BAM AND STD CALIBRATOR. DELTA-PRESS ERROR RECORDED ON 7/30. SUGGESTED THAT THE BAM BERO-PRESS IS CALIBRATED IF THE ERROR CONTINUES - RPA

Signature: Kame Beard

Upon completion of this form, fax to Air Sciences at 303-279-3796

# EAST PLANT

BAM PM10 WEEKLY SITE CHECK FORM
RESOLUTION MONITORING PROJECT
PROJECT NO. 262-1

AIR SCIENCES INC.

Date: 08-01-2012 Time: 10:20 Operator: Kam Be Cl

I. **BAM SAMPLER** – Weekly Checks.

| YES | NO | |
|---|---|---|
| ✓ | | 1. The sampler is intact and the inlet head is unobstructed. |
| ✓ | | 2. The vacuum pump is running and sounds normal. |
| ✓ | | 3. The temperature shield is intact, and the sensor is inside of it. |
| ✓ | | 4. The BAM is reading the correct time and day. |
| ✓ | | 5. The tape is in the proper position and does not need to be changed (tape should be changed every 2 months). |
| ✓ | | 6. Error log was checked (F3), and errors followed up on (see manual). 7/26 → Maintenance @ 12:33 pm 7/30 → Delta-Pressure @ 2:32 |
| ✓ | | 7. Climate control appears operational (If it's cold out the shelter should feel warm, if it's hot out the shelter should feel cool) |

II. **BAM SAMPLER** – Routine Maintenance (monthly). Check yes if maintenance was performed during this visit. *See page 56 of BAM manual.*

| YES | NO | RPA | |
|---|---|---|---|
| | | | 1. Inlet Flow check Performed |
| | | | 2. Visual inspection and dust removal |
| | | | 3. Leak check performed |
| | | | 4. PM10 particle trap cleaned |
| | | | 5. Inlet nozzle and nozzle are cleaned |

AIR SCIENCES INC.
DENVER • PORTLAND

REVIEWED BY RPA DATE 8-13-2012
AUDITED BY DATE 8/2/12

II. **BAM SAMPLER** – Routine Maintenance (every 2 months). Check yes if maintenance was performed during this visit. *See page 56 of BAM manual.*

| YES | NO | RPA | |
|---|---|---|---|
| | | | 1. Filter tape replaced |
| | | | 2. Ran the Self-Test function |

III. **BAM SAMPLER** – Routine Maintenance (semiannual). Check yes if maintenance was performed during this visit. *See page 56 of BAM manual.*

| YES | NO | RPA | |
|---|---|---|---|
| | | | 1. Replaced muffler on the pump (*Work performed by Air Sciences) |
| | | | 2. Complete calibration of flow system (*Work performed by Air Sciences) |

IV. **BAM SAMPLER** – Routine Maintenance (annual). Check yes if maintenance was performed during this visit. *See page 56 of BAM manual.*

| YES | NO | RPA | |
|---|---|---|---|
| | | | 1. Carbon vanes in pump checked/replaced (*Work performed by Air Sciences) |
| | | | 2. Inlet system cleaned (*Work performed by Air Sciences) |

*Comments/Unusual Occurrences: 4 mmHg diff noted between the STD BP/Temp/Flow Calibrator and PM10 BAM → POTENTIAL CAUSE TO THE DELTA-PRESSURE ERROR RECORDED ON 7/30. IF ERROR CONTINUES, SITE OPERATOR WAS INSTRUCTED TO CALIBRATE THE BERO-PRESS ON THE BAM. -RPA

Signature: Ka Be

# EAST PLANT

BAM PM10 WEEKLY SITE CHECK FORM
RESOLUTION MONITORING PROJECT
PROJECT NO. 262-1

AIR SCIENCES INC.

Date: 8-7-12 Time: 8:45 am Operator: K. Baak

I. **BAM SAMPLER** – Weekly Checks.

| YES | NO | |
|---|---|---|
| ✓ | | 1. The sampler is intact and the inlet head is unobstructed. |
| ✓ | | 2. The vacuum pump is running and sounds normal. |
| ✓ | | 3. The temperature shield is intact, and the sensor is inside of it. |
| ✓ | | 4. The BAM is reading the correct time and day. |
| ✓ | | 5. The tape is in the proper position and does not need to be changed (tape should be changed every 2 months). |
| ✓ | | 6. Error log was checked (F3), and errors followed up on (see manual). 8-5 power fail |
| ✓ | | 7. Climate control appears operational (If it's cold out the shelter should feel warm, if it's hot out the shelter should feel cool) |

II. **BAM SAMPLER** – Routine Maintenance (monthly). Check yes if maintenance was performed during this visit. *See page 56 of BAM manual.*

| YES | NO | |
|---|---|---|
| | ↓ | 1. Inlet Flow check Performed |
| | ↓ | 2. Visual inspection and dust removal |
| | ↓ | 3. Leak check performed |
| | ↓ | 4. PM10 particle trap cleaned |
| | ↓ | 5. Inlet nozzle and nozzle are cleaned |

BR

AIR SCIENCES INC.
DENVER • PORTLAND

REVIEWED BY [signature] DATE 8-13-2012
AUDITED BY BR DATE 8/8/2012

II. **BAM SAMPLER** – Routine Maintenance (every 2 months). Check yes if maintenance was performed during this visit. *See page 56 of BAM manual.*

| YES | NO | |
|---|---|---|
| | ↓ | 1. Filter tape replaced |
| | ↓ | 2. Ran the Self-Test function |

BR

III. **BAM SAMPLER** – Routine Maintenance (semiannual). Check yes if maintenance was performed during this visit. *See page 56 of BAM manual.*

| YES | NO | |
|---|---|---|
| | ↓ | 1. Replaced muffler on the pump (*Work performed by Air Sciences) |
| | ↓ | BR 2. Complete calibration of flow system (*Work performed by Air Sciences) |

IV. **BAM SAMPLER** – Routine Maintenance (annual). Check yes if maintenance was performed during this visit. *See page 56 of BAM manual.*

| YES | NO | |
|---|---|---|
| | ↓ | BR 1. Carbon vanes in pump checked/replaced (*Work performed by Air Sciences) |
| | ↓ | 2. Inlet system cleaned (*Work performed by Air Sciences) |

*Comments/Unusual Occurrences: P.m. 10 data for the hour of 12:00 has been invalidated 8/5/2012 for power outage.

Signature: Karen Baak

# EAST PLANT

BAM PM10 WEEKLY SITE CHECK FORM
RESOLUTION MONITORING PROJECT
PROJECT NO. 262-1

AIR SCIENCES INC.
DENVER • PORTLAND

Date: 08·16·2012 Time: 11:54 am Operator: Kami Ballard

**I. BAM SAMPLER** – Weekly Checks.

| YES | NO | |
|---|---|---|
| ✓ | | 1. The sampler is intact and the inlet head is unobstructed. |
| ✓ | | 2. The vacuum pump is running and sounds normal. |
| ✓ | | 3. The temperature shield is intact, and the sensor is inside of it. |
| ✓ | | 4. The BAM is reading the correct time and day. |
| ✓ | | 5. The tape is in the proper position and does not need to be changed (tape should be changed every 2 months). |
| ✓ | | 6. Error log was checked (F3), and errors followed up on (see manual). 08/05 → Power fail @ 11:22am |
| ✓ | | 7. Climate control appears operational (If it's cold out the shelter should feel warm, if it's hot out the shelter should feel cool) |

**II. BAM SAMPLER** – Routine Maintenance (monthly). Check yes if maintenance was performed during this visit. *See page 56 of BAM manual.*

| YES | NO | RPA | |
|---|---|---|---|
| | | ✓ | 1. Inlet Flow check Performed |
| | | ✓ | 2. Visual inspection and dust removal |
| | | ✓ | 3. Leak check performed |
| | | ✓ | 4. PM10 particle trap cleaned |
| | | ✓ | 5. Inlet nozzle and nozzle are cleaned |

AIR SCIENCES INC.
DENVER • PORTLAND
REVIEWED BY RPA DATE 8-28-12
AUDITED BY DATE 8/22/12

**II. BAM SAMPLER** – Routine Maintenance (every 2 months). Check yes if maintenance was performed during this visit. *See page 56 of BAM manual.*

| YES | NO | RPA | |
|---|---|---|---|
| | | ✓ | 1. Filter tape replaced |
| | | ✓ | 2. Ran the Self-Test function |

**III. BAM SAMPLER** – Routine Maintenance (semiannual). Check yes if maintenance was performed during this visit. *See page 56 of BAM manual.*

| YES | NO | RPA | |
|---|---|---|---|
| | | ✓ | 1. Replaced muffler on the pump (*Work performed by Air Sciences) |
| | | ✓ | 2. Complete calibration of flow system (*Work performed by Air Sciences) |

**IV. BAM SAMPLER** – Routine Maintenance (annual). Check yes if maintenance was performed during this visit. *See page 56 of BAM manual.*

| YES | NO | RPA | |
|---|---|---|---|
| | | ✓ | 1. Carbon vanes in pump checked/replaced (*Work performed by Air Sciences) |
| | | ✓ | 2. Inlet system cleaned (*Work performed by Air Sciences) |

*Comments/Unusual Occurrences: Count error reported by the monitor on 8-16-12 @ 1200 Hrs – RPA

Signature: Kami Ballard

# EAST PLANT

BAM PM10 WEEKLY SITE CHECK FORM
RESOLUTION MONITORING PROJECT
PROJECT NO. 262-1

AIR SCIENCES INC.
DENVER • PORTLAND

Date: 08·23·2012 Time: 10:03 Operator: Kami Ballard

I. **BAM SAMPLER** – Weekly Checks.

| YES | NO | |
|---|---|---|
| ✓ | | 1. The sampler is intact and the inlet head is unobstructed. |
| ✓ | | 2. The vacuum pump is running and sounds normal. |
| ✓ | | 3. The temperature shield is intact, and the sensor is inside of it. |
| ✓ | | 4. The BAM is reading the correct time and day. |
| ✓ | | 5. The tape is in the proper position and does not need to be changed (tape should be changed every 2 months). |
| ✓ | | 6. Error log was checked (F3), and errors followed up on (see manual). 8/23 - Maintenance 10:02 8/16 - Count failed 11:59 |
| ✓ | | 7. Climate control appears operational (If it's cold out the shelter should feel warm, if it's hot out the shelter should feel cool) |

II. **BAM SAMPLER** – Routine Maintenance (monthly). Check yes if maintenance was performed during this visit. *See page 56 of BAM manual.*

| YES | NO | RPA | |
|---|---|---|---|
| | | | 1. Inlet Flow check Performed |
| | | | 2. Visual inspection and dust removal |
| | | | 3. Leak check performed |
| | | | 4. PM10 particle trap cleaned |
| | | | 5. Inlet nozzle and nozzle are cleaned |

AIR SCIENCES INC.
DENVER • PORTLAND
REVIEWED BY RPA DATE 8-28-12
AUDITED BY DATE 8/28/12

II. **BAM SAMPLER** – Routine Maintenance (every 2 months). Check yes if maintenance was performed during this visit. *See page 56 of BAM manual.*

| YES | NO | RPA | |
|---|---|---|---|
| | | | 1. Filter tape replaced |
| | | | 2. Ran the Self-Test function |

III. **BAM SAMPLER** – Routine Maintenance (semiannual). Check yes if maintenance was performed during this visit. *See page 56 of BAM manual.*

| YES | NO | RPA | |
|---|---|---|---|
| | | | 1. Replaced muffler on the pump (*Work performed by Air Sciences) |
| | | | 2. Complete calibration of flow system (*Work performed by Air Sciences) |

IV. **BAM SAMPLER** – Routine Maintenance (annual). Check yes if maintenance was performed during this visit. *See page 56 of BAM manual.*

| YES | NO | RPA | |
|---|---|---|---|
| | | | 1. Carbon vanes in pump checked/replaced (*Work performed by Air Sciences) |
| | | | 2. Inlet system cleaned (*Work performed by Air Sciences) |

**Comments/Unusual Occurrences: Error Log reports observed and invalidated – RPA

Signature: Kami Ballard

AIR SCIENCES INC.

# Monthly Flow Verification $PM_{10}$

**East Plant**

**PARTICULATE MONITORING PROJECT**

PROJECT NO. 262-1

Met One $PM_{10}$: 3236-06 S/N: M8714

Firmware: V3.6.3

Calibrator: Delta Cal S/N: 1034

Date of Flow Audit: 08/05/2012

Time of Flow Audit: 11:20

AIR SCIENCES INC.
DENVER • PORTLAND
REVIEWED BY RPA DATE 9/24/12
AUDITED BY BR DATE 9-17-12

| | BAM | STD |
|---|---|---|
| Ambient Temperature (AT) °c | 26.7 | 25.8 |
| Berometric Pressure mmHg | 659 | 655.5 |

| | Set Point (lpm) | BAM | % Diff (1) | STD Flow Meter | % Diff (2) |
|---|---|---|---|---|---|
| (1) Actual Flow | 15 | 15.0 | 0 BR | 15.2 | -1.33 BR |
| *Acceptable* | | *14.700 - 15.300* | *+/- 2%* | *14.250 - 15.750* | |
| *Differential* | | | | | *+/- 5%* |
| (2) Actual Flow | 18.4 | 18.4 | 0 BR | 18.63 | -1.25 BR |
| *Acceptable* | | *18.032 - 18.768* | *+/- 2%* | *17.480 - 19.320* | |
| *Differential* | | | | | *+/- 5%* |
| (3) Actual Flow | 16.7 | 16.7 | 0 BR | 16.7 | 0 BR |
| *Acceptable* | | *16.336 - 17.034* | *+/- 2%* | *15.865 - 17.535* | |
| *Differential* | | | | | *+/- 5%* |

Calculations:

(1) % Diff = [(BAM - Set Point)/Set Point]*100 (+/- 2%)

(2) % Diff = [(BAM - Calibrator)/Calibrator]*100 (+/- 5%)

| | BAM |
|---|---|
| (2) Leak Test | .3 |

**Should be < 1.0 LPM**

Comments/Abnormalities: Invalidated the 12:00 hr of BAM data for operator maintenance BR

Signature: Kane Bolland

Upon completion of this form, fax to Air Sciences at 303-279-3796

# EAST PLANT

BAM PM10 WEEKLY SITE CHECK FORM
RESOLUTION MONITORING PROJECT
PROJECT NO. 262-1

AIR SCIENCES INC.

Date: 09-07-2012 Time: 14:51 Operator: [illegible]

I. **BAM SAMPLER** – Weekly Checks.

| YES | NO | |
|---|---|---|
| ✓ | | 1. The sampler is intact and the inlet head is unobstructed. |
| ✓ | | 2. The vacuum pump is running and sounds normal. |
| ✓ | | 3. The temperature shield is intact, and the sensor is inside of it. |
| ✓ | | 4. The BAM is reading the correct time and day. |
| ✓ | | 5. The tape is in the proper position and does not need to be changed (tape should be changed every 2 months). |
| ✓ | | 6. Error log was checked (F3), and errors followed up on (see manual). 09/05 → Data Pressure @ 11:17 09/05 → Maintenance @ 11:18 |
| ✓ | | 7. Climate control appears operational (If it's cold out the shelter should feel warm, if it's hot out the shelter should feel cool) |

II. **BAM SAMPLER** – Routine Maintenance (monthly). Check yes if maintenance was performed during this visit. *See page 56 of BAM manual.*

| YES | NO | BR | |
|---|---|---|---|
| | ↓ | | 1. Inlet Flow check Performed |
| | ↓ | | 2. Visual inspection and dust removal |
| | ↓ | | 3. Leak check performed |
| | ↓ | | 4. PM10 particle trap cleaned |
| | ✓ | | 5. Inlet nozzle and nozzle are cleaned |

AIR SCIENCES INC.
DENVER • PORTLAND

REVIEWED BY: RPA DATE: 9/24/12
AUDITED BY: BR DATE: 9-17-12

II. **BAM SAMPLER** – Routine Maintenance (every 2 months). Check yes if maintenance was performed during this visit. *See page 56 of BAM manual.*

| YES | NO | BR | |
|---|---|---|---|
| | ↓ | | 1. Filter tape replaced |
| | ✓ | | 2. Ran the Self-Test function |

III. **BAM SAMPLER** – Routine Maintenance (semiannual). Check yes if maintenance was performed during this visit. *See page 56 of BAM manual.*

| YES | NO | BR | |
|---|---|---|---|
| | ↓ | | 1. Replaced muffler on the pump (*Work performed by Air Sciences) |
| | ✓ | | 2. Complete calibration of flow system (*Work performed by Air Sciences) |

IV. **BAM SAMPLER** – Routine Maintenance (annual). Check yes if maintenance was performed during this visit. *See page 56 of BAM manual.*

| YES | NO | BR | |
|---|---|---|---|
| | ↓ | | 1. Carbon vanes in pump checked/replaced (*Work performed by Air Sciences) |
| | ✓ | | 2. Inlet system cleaned (*Work performed by Air Sciences) |

*Comments/Unusual Occurrences: 9/05 errors have been invalidated (BR)

Signature: [illegible]

# EAST PLANT

BAM PM10 WEEKLY SITE CHECK FORM
**RESOLUTION MONITORING PROJECT**
PROJECT NO. 262-1

AIR SCIENCES INC.
DENVER • PORTLAND

Date: 9.21.2012 Time: 1:22 Operator: Kami Ballard

**I. BAM SAMPLER** – Weekly Checks.

| YES | NO | |
|---|---|---|
| ✓ | | 1. The sampler is intact and the inlet head is unobstructed. |
| ✓ | | 2. The vacuum pump is running and sounds normal. |
| ✓ | | 3. The temperature shield is intact, and the sensor is inside of it. |
| ✓ | | 4. The BAM is reading the correct time and day. |
| ✓ | | 5. The tape is in the proper position and does not need to be changed (tape should be changed every 2 months). |
| ✓ | | 6. Error log was checked (F3), and errors followed up on (see manual). |
| ✓ | | 7. Climate control appears operational (If it's cold out the shelter should feel warm, if it's hot out the shelter should feel cool) |

**II. BAM SAMPLER** – Routine Maintenance (monthly). Check yes if maintenance was performed during this visit. *See page 56 of BAM manual.*

| YES | NO BR | |
|---|---|---|
| | ↓ | 1. Inlet Flow check Performed |
| | ↓ | 2. Visual inspection and dust removal |
| | ↓ | 3. Leak check performed |
| | ↓ | 4. PM10 particle trap cleaned |
| | ↓ | 5. Inlet nozzle and nozzle are cleaned |

AIR SCIENCES INC.
DENVER • PORTLAND

REVIEWED BY BR DATE 9/24/2012
AUDITED BY DATE

**II. BAM SAMPLER** – Routine Maintenance (every 2 months). Check yes if maintenance was performed during this visit. *See page 56 of BAM manual.*

| YES | NO BR | |
|---|---|---|
| | ↓ | 1. Filter tape replaced |
| | ↓ | 2. Ran the Self-Test function |

**III. BAM SAMPLER** – Routine Maintenance (semiannual). Check yes if maintenance was performed during this visit. *See page 56 of BAM manual.*

| YES | NO BR | |
|---|---|---|
| | ↓ | 1. Replaced muffler on the pump (*Work performed by Air Sciences) |
| | ↓ | 2. Complete calibration of flow system (*Work performed by Air Sciences) |

**IV. BAM SAMPLER** – Routine Maintenance (annual). Check yes if maintenance was performed during this visit. *See page 56 of BAM manual.*

| YES | NO BR | |
|---|---|---|
| | ↓ | 1. Carbon vanes in pump checked/replaced (*Work performed by Air Sciences) |
| | ↓ | 2. Inlet system cleaned (*Work performed by Air Sciences) |

**Comments/Unusual Occurrences: _____

Signature: [signature]

# EAST PLANT

BAM PM10 WEEKLY SITE CHECK FORM
RESOLUTION MONITORING PROJECT
PROJECT NO. 262-1

AIR SCIENCES INC.
DENVER • PORTLAND

Date: 9.28.2012 Time: 10 : 38 Operator: K. Ballard

I. **BAM SAMPLER** – Weekly Checks.

| YES | NO | |
|---|---|---|
| ✓ | | 1. The sampler is intact and the inlet head is unobstructed. |
| ✓ | | 2. The vacuum pump is running and sounds normal. |
| ✓ | | 3. The temperature shield is intact, and the sensor is inside of it. |
| ✓ | | 4. The BAM is reading the correct time and day. |
| ✓ | | 5. The tape is in the proper position and does not need to be changed (tape should be changed every 2 months). |
| ✓ | | 6. Error log was checked (F3), and errors followed up on (see manual). |
| ✓ | | 7. Climate control appears operational (If it's cold out the shelter should feel warm, if it's hot out the shelter should feel cool) |

II. **BAM SAMPLER** – Routine Maintenance (monthly). Check yes if maintenance was performed during this visit. *See page 56 of BAM manual.*

| YES | NO | |
|---|---|---|
| ✓ | | 1. Inlet Flow check Performed |
| ✓ | | 2. Visual inspection and dust removal |
| ✓ | | 3. Leak check performed |
| ✓ | | 4. PM10 particle trap cleaned |
| ✓ | | 5. Inlet nozzle and nozzle are cleaned |

AIR SCIENCES INC.
DENVER • PORTLAND
REVIEWED BY RPA DATE 10-9-12
AUDITED BY DATE 10/4/12

II. **BAM SAMPLER** – Routine Maintenance (every 2 months). Check yes if maintenance was performed during this visit. *See page 56 of BAM manual.*

| YES | NO | |
|---|---|---|
| ✓ | | 1. Filter tape replaced |
| ✓ | | 2. Ran the Self-Test function |

III. **BAM SAMPLER** – Routine Maintenance (semiannual). Check yes if maintenance was performed during this visit. *See page 56 of BAM manual.*

| YES | NO | |
|---|---|---|
| | | 1. Replaced muffler on the pump (*Work performed by Air Sciences) RPA |
| | | 2. Complete calibration of flow system (*Work performed by Air Sciences) |

IV. **BAM SAMPLER** – Routine Maintenance (annual). Check yes if maintenance was performed during this visit. *See page 56 of BAM manual.*

| YES | NO | |
|---|---|---|
| | | 1. Carbon vanes in pump checked/replaced (*Work performed by Air Sciences) RPA |
| | | 2. Inlet system cleaned (*Work performed by Air Sciences) |

*Comments/Unusual Occurrences: INVALIDATED THE 1100 HRS HOURLY RECORD - RPA

Signature: Karen Ballard

AIR SCIENCES INC.
DENVER • PORTLAND

REVIEWED BY RPA DATE 10/4/12
AUDITED BY DATE

10-9-12

AIR SCIENCES INC.

# Monthly Flow Verification $PM_{10}$

**East Plant**
**PARTICULATE MONITORING PROJECT**
PROJECT NO. 262-1

Met One $PM_{10}$: 3236-06 S/N: 8714
Firmware: V3.6.3
Calibrator: Delta Cal S/N: 1034
~~3236-06~~

Date of Flow Audit: 9.28.2012
Time of Flow Audit: 10:53

| | BAM | STD | |
|---|---|---|---|
| Ambient Temperature (AT) °c | 22 | 23.2 | |
| Berometric Pressure mmHg | 663 | 654 | 664 |

| | Set Point (lpm) | BAM | % Diff (1) | STD Flow Meter | % Diff (2) |
|---|---|---|---|---|---|
| (1) Actual Flow | 15 | 15.0 | 0.0 | 15.28 | -1.8 |
| *Acceptable Differential* | | *14.700 - 15.300* | *+/- 2%* | *14.250 - 15.750* | *+/- 5%* |
| (2) Actual Flow | 18.4 | 18.4 | 0.0 | 18.8 | -2.1 |
| *Acceptable Differential* | | *18.032 - 18.768* | *+/- 2%* | *17.480 - 19.320* | *+/- 5%* |
| (3) Actual Flow | 16.7 | 16.7 | 0.0 | 16.9 | -1.2 |
| *Acceptable Differential* | | *16.336 - 17.034* | *+/- 2%* | *15.865 - 17.535* | *+/- 5%* |

Calculations:
(1) % Diff = [(BAM - Set Point)/Set Point]*100 (+/- 2%)
(2) % Diff = [(BAM - Calibrator)/Calibrator]*100 (+/- 5%)

| | BAM | |
|---|---|---|
| (2) Leak Test | .2 | **Should be < 1.0 LPM** |

Comments/Abnormalities: INVALIDATED THE 1100 HRS RECORD — RPA

Signature: Kami Ballard

Upon completion of this form, fax to Air Sciences at 303-279-3796

# Appendix J: East Plant $SO_2$, $NO_x$, and $O_3$ Site Check and Audit Forms

AIR SCIENCES INC.
DENVER • PORTLAND

REVIEWED BY RPA DATE 7/16/12
AUDITED BY DATE 7/16/12

AIR SCIENCES INC.
DENVER • PORTLAND

# Resolution EAST
## $SO_2$ Monitoring Form

Site Operator: Kami Ballard Date: 07.05.2012

| | | |
|---|---|---|
| Sampler Make /Model | | T100 |
| Sampler SN | | SN193 |
| Dilution Calibrator Model/SN | Primary | T700/SN191 |
| | Transfer | — |

| | |
|---|---|
| Instrument Check Start Time | 12:41 LT |
| Instrument Check Stop Time | 12:59 LT |
| Filter Replacement Y/N | Yes |
| Shelter Temp (5 to 40 °C) | 24.02 |
| Instrument Range | 500 PPB |
| Source Gas Conc. | ~~40% SO2~~ 40 PPM SO2 RPA |

**Level 1 Zero/Span (once every 2 weeks)**
Check the Zero/Span with the T700 Dynamic Dilution Calibrator:

| Target Dilution (PPB) | SO2 Response (PPB) | Final SO2 Response (PPB) | Acceptance Criteria (PPB) | Adjustment Required? Y/N |
|---|---|---|---|---|
| Zero Air | -.34 | — | ± 3% of Full Scale (-15 to 15 PPB) | No |
| 100 | 75.3 | 101.2 | ≤ ± 10% (90 to 110 PPB) | Yes |

Check the real time Analog vs. Digital Converter:

| Target Dilution (PPB) | T100 Response (PPB) | CR3000 Response (PPB) | Acceptance Criteria | Adjustment Required? Y/N |
|---|---|---|---|---|
| Zero Air | -.34 | -.24 | ± 2 PPB | No |
| 100 PPB | 101.2 | 101.4 | ± 2 PPB | No |

Verify instrument parameters:

| | | | |
|---|---|---|---|
| *Sample Flow (450 ± 45 cc/min)* | 485 | *Sample Press. (Ambient ± 2 in-Hg)* | 23.1 |
| *UV Lamp (1000 - 4800 mV)* | 3368.3 | *Lamp Ratio (30 - 120%)* | 93.9% |
| *Slope (1 ± 0.3)* | 1.557 ** | *BOX Temp. (Ambient ± 5°C)* | 31.2 |
| *Offset (< 250 mV)* | 16.7 | *HVPS (400 - 900 V)* | 571 |

* — OBSERVE FURTHER — RPA

**Operator comments/observations:**

**Operator Signature:** Kami Ballard

** Slope is outside normal range. The instrument is operating normally but the system will be verified/checked closely to ensure that an adjustment to internal components are not required.

AIR SCIENCES INC.
DENVER • PORTLAND

REVIEWED BY KJD DATE 7/26/12
AUDITED BY RPA DATE 7/24/12

AIR SCIENCES INC.
DENVER • PORTLAND

# Resolution EAST
## $SO_2$ Monitoring Form

Site Operator: Kami Ballard  Date: 7·20·2012

| | | |
|---|---|---|
| Sampler Make /Model | | T100 |
| Sampler SN | | SN 193 |
| Dilution Calibrator Model/SN | Primary | T700 / SN 191 |
| | Transfer | — |

| | |
|---|---|
| Instrument Check Start Time | 10:41 LT |
| Instrument Check Stop Time | 10:59 LT |
| Filter Replacement Y/N | Yes |
| Shelter Temp (5 to 40 °C) | 22.3° |
| Instrument Range | 500 PPB |
| Source Gas Conc. | ~~10%~~ $SO_2$ 40ppm |

**Level 1 Zero/Span (once every 2 weeks)**
Check the Zero/Span with the T700 Dynamic Dilution Calibrator:

| Target Dilution (PPB) | SO2 Response (PPB) | Final SO2 Response (PPB) | Acceptance Criteria (PPB) | Adjustment Required? Y/N |
|---|---|---|---|---|
| Zero Air | -0.4 | — | ± 3% of Full Scale (-15 to 15 PPB) | No |
| 100 | 98.8 | — | ≤ ± 10% (90 to 110 PPB) | No |

Check the real time Analog vs. Digital Converter:

| Target Dilution (PPB) | T100 Response (PPB) | CR3000 Response (PPB) | Acceptance Criteria | Adjustment Required? Y/N |
|---|---|---|---|---|
| Zero Air | -0.4 | -0.4 | ± 2 PPB | No |
| 100 PPB | 98.8 | 99.1 | ± 2 PPB | No |

Verify instrument parameters:

| | | | |
|---|---|---|---|
| *Sample Flow (450 ± 45 cc/min)* | 478 | *Sample Press. (Ambient ± 2 in-Hg)* | 22.8 |
| *UV Lamp (1000 - 4800 mV)* | 3334.7 | *Lamp Ratio (30 - 120%)* | 93.1% |
| *Slope (1 ± 0.3)* | 1.149 | *BOX Temp. (Ambient ± 5°C)* | 31.1° |
| *Offset (< 250 mV)* | 16.7 | *HVPS (400 - 900 V)* | 571 |

**Operator comments/observations:**

**Operator Signature:** Kami Ballard

AIR SCIENCES INC.
DENVER • PORTLAND
REVIEWED BY RPA DATE 8-13-12
AUDITED BY DATE 8/2/12

AIR SCIENCES INC.
DENVER • PORTLAND

# Resolution EAST
## $SO_2$ Monitoring Form

Site Operator: Kami BaCard  Date: 08·01·2012

| Sampler Make /Model | | T100 |
|---|---|---|
| Sampler SN | | SN# 193 |
| Dilution Calibrator Model/SN | Primary | T700 / SN 191 |
| | Transfer | — |

| | |
|---|---|
| Instrument Check Start Time | 10:52 LT |
| Instrument Check Stop Time | 11:05 LT |
| Filter Replacement Y/N | Yes |
| Shelter Temp (5 to 40 °C) | 23.1 |
| Instrument Range | 500 PPB |
| Source Gas Conc. | 40% SO2 40 ppm |

**Level 1 Zero/Span (once every 2 weeks)**
Check the Zero/Span with the T700 Dynamic Dilution Calibrator:

| Target Dilution (PPB) | SO2 Response (PPB) | Final SO2 Response (PPB) | Acceptance Criteria (PPB) | Adjustment Required? Y/N |
|---|---|---|---|---|
| Zero Air | -0.13 | — | ± 3% of Full Scale (-15 to 15 PPB) | No |
| 100 | 99.3 | — | ≤ ± 10% (90 to 110 PPB) | No |

Check the real time Analog vs. Digital Converter:

| Target Dilution (PPB) | T100 Response (PPB) | CR3000 Response (PPB) | Acceptance Criteria | Adjustment Required? Y/N |
|---|---|---|---|---|
| Zero Air | -0.3 | -0.14 | ± 2 PPB | No |
| 100 PPB | 99.3 | 99.5 | ± 2 PPB | No |

Verify instrument parameters:

| | | | |
|---|---|---|---|
| *Sample Flow (450 ± 45 cc/min)* | 479 | *Sample Press. (Ambient ± 2 in-Hg)* | 22.8 |
| *UV Lamp (1000 - 4800 mV)* | 3296.2 | *Lamp Ratio (30 - 120%)* | 91.9 |
| *Slope (1 ± 0.3)* | 1.149 | *BOX Temp. (Ambient ± 5°C)* | 30.7 * |
| *Offset (< 250 mV)* | 16.7 | *HVPS (400 - 900 V)* | 571 |

**Operator comments/observations:**
* Box Temp slightly above suited range - continue to observe - RPA

**Operator Signature:** Kami BaCard

AIR SCIENCES INC.
DENVER • PORTLAND
REVIEWED BY RPA DATE 8-28-12
AUDITED BY DATE 8/22/12

AIR SCIENCES INC.
DENVER • PORTLAND

# Resolution EAST

## $SO_2$ Monitoring Form

Site Operator: Kami Ballard  Date: 08.16.2012

| | | |
|---|---|---|
| Sampler Make /Model | | T100 |
| Sampler SN | | SN 193 |
| Dilution Calibrator Model/SN | Primary | T700/SN 191 |
| | Transfer | — |

| | |
|---|---|
| Instrument Check Start Time | 12:17 LT |
| Instrument Check Stop Time | 12:33 LT |
| Filter Replacement Y/N | Yes |
| Shelter Temp (5 to 40 °C) | 23.5 |
| Instrument Range | 500 PPB ~~80%~~ |
| Source Gas Conc. | ~~40% 80%~~ 40 PPM $SO_2$ |

**Level 1 Zero/Span (once every 2 weeks)**

Check the Zero/Span with the T700 Dynamic Dilution Calibrator:

| Target Dilution (PPB) | SO2 Response (PPB) | Final SO2 Response (PPB) | Acceptance Criteria (PPB) | Adjustment Required? Y/N |
|---|---|---|---|---|
| Zero Air | -0.14 | — | ± 3% of Full Scale (-15 to 15 PPB) | No |
| 100 | 100.1 | — | ≤ ± 10% (90 to 110 PPB) | No |

Check the real time Analog vs. Digital Converter:

| Target Dilution (PPB) | T100 Response (PPB) | CR3000 Response (PPB) | Acceptance Criteria | Adjustment Required? Y/N |
|---|---|---|---|---|
| Zero Air | -0.16 | -0.12 | ± 2 PPB | No |
| 100 PPB | 100.1 | 100.3 | ± 2 PPB | No |

Verify instrument parameters:

| | | | |
|---|---|---|---|
| *Sample Flow (450 ± 45 cc/min)* | 482 | *Sample Press. (Ambient ± 2 in-Hg)* | 23.0 |
| *UV Lamp (1000 - 4800 mV)* | 3261.2 | *Lamp Ratio (30 - 120%)* | 90.9 |
| *Slope (1 ± 0.3)* | 1.150 | *BOX Temp. (Ambient ± 5°C)* | 31.1 |
| *Offset (< 250 mV)* | 16.8 | *HVPS (400 - 900 V)* | 571 |

**Operator comments/observations:**

Operator Signature: Kami Ballard

AIR SCIENCES INC.
DENVER • PORTLAND

AIR SCIENCES INC.
DENVER • PORTLAND

RA 8/22/12
REVIEWED BY DATE
8-17-12
AUDITED BY DATE

# Resolution EAST
# $SO_2$ Monitoring Form

**Site Operator:** N. Lee **Date:** 8/17/2012

| | | |
|---|---|---|
| Sampler Make /Model | | T100 |
| Sampler SN | | 193 |
| Dilution Calibrator Model/SN | Primary | T700 - 191 |
| | Transfer | |

| | |
|---|---|
| Instrument Check Start Time | 14:29LT |
| Instrument Check Stop Time | 14:57LT |
| Filter Replacement Y/N | NO |
| Shelter Temp (5 to 40 °C) | 23.3°C |
| Instrument Range | 0-500PPB |
| Source Gas Conc. | 40 PPM $SO_2$ |

**Level 1 Zero/Span (once every 2 weeks)**
Check the Zero/Span with the T700 Dynamic Dilution Calibrator:

| Target Dilution (PPB) | SO2 Response (PPB) | Final SO2 Response (PPB) | Acceptance Criteria (PPB) | Adjustment Required? Y/N |
|---|---|---|---|---|
| Zero Air | -0.451 | 0.023 | ± 3% of Full Scale (-15 to 15 PPB) | N |
| 100 | 84.5 | 100.48 | ≤ ± 10% (90 to 110 PPB) | Y |

Check the real time Analog vs. Digital Converter:

| Target Dilution (PPB) | T100 Response (PPB) | CR3000 Response (PPB) | Acceptance Criteria | Adjustment Required? Y/N |
|---|---|---|---|---|
| Zero Air | | | ± 2 PPB | |
| 100 PPB | | | ± 2 PPB | |

Verify instrument parameters: Ambient = 654mmHg = 25.748inHg

| | | | |
|---|---|---|---|
| *Sample Flow (450 ± 45 cc/min)* | 487 | *Sample Press. (Ambient ± 2 in-Hg)* | 23.3 |
| *UV Lamp (1000 - 4800 mV)* | 3242.8 | *Lamp Ratio (30 - 120%)* | 90.4 |
| *Slope (1 ± 0.3)* | 1.133 | *BOX Temp. ( Ambient ± 10°C)* | 32.0 |
| *Offset (< 250 mV)* | 16.4 | *HVPS (400 - 900 V)* | 571 |

**Operator comments/observations:**
Remote SPAN performed after failing zero/span.

**Operator Signature:**

AIR SCIENCES INC.

DENVER • PORTLAND

# Resolution EAST

## $SO_2$ Monitoring Form

Site Operator: Kami Ballard  Date: 09.13.2012

| | | |
|---|---|---|
| Sampler Make /Model | | T100 |
| Sampler SN | | SN193 |
| Dilution Calibrator Model/SN | Primary | T700/SN191 |
| | Transfer | — |

| | |
|---|---|
| Instrument Check Start Time | 2:08 LT |
| Instrument Check Stop Time | 2:17 LT |
| Filter Replacement Y/N | Yes |
| Shelter Temp (5 to 40 °C) | 22.8 |
| Instrument Range | 500PPB |
| Source Gas Conc. | ~~40% $SO_2$~~ PPM |

**Level 1 Zero/Span (once every 2 weeks)**

Check the Zero/Span with the T700 Dynamic Dilution Calibrator:

| Target Dilution (PPB) | SO2 Response (PPB) | Final SO2 Response (PPB) | Acceptance Criteria (PPB) | Adjustment Required? Y/N |
|---|---|---|---|---|
| Zero Air | .37 | — | ± 3% of Full Scale (-15 to 15 PPB) | No |
| 100 | 99.8 | — | ≤ ± 10% (90 to 110 PPB) | No |

Check the real time Analog vs. Digital Converter:

| Target Dilution (PPB) | T100 Response (PPB) | CR3000 Response (PPB) | Acceptance Criteria | Adjustment Required? Y/N |
|---|---|---|---|---|
| Zero Air | .37 | .43 | ± 2 PPB | No |
| 100 PPB | 99.8 | 100.6 | ± 2 PPB | No |

Verify instrument parameters:

| | | | |
|---|---|---|---|
| *Sample Flow (450 ± 45 cc/min)* | 482 | *Sample Press. (Ambient ± 2 in-Hg)* | 23.0 |
| *UV Lamp (1000 - 4800 mV)* | 3212.0 | *Lamp Ratio (30 - 120%)* | 89.6 |
| *Slope (1 ± 0.3)* | 1.133 | *BOX Temp. (Ambient ± 5°C)* | 31.5 |
| *Offset (< 250 mV)* | 16.4 | *HVPS (400 - 900 V)* | 571 |

Operator comments/observations:

INVALIDATED THE 1500 HRS Hourly file due to Level 1 procedures - RPA

Operator Signature: Kami Ballard

AIR SCIENCES INC.
DENVER • PORTLAND

REVIEWED BY RPA  DATE 10-2-12

AUDITED BY  DATE 9/24/12

AIR SCIENCES INC.
DENVER • PORTLAND
REVIEWED BY RPA DATE 10-4-12
AUDITED BY DATE 10/4/12

AIR SCIENCES INC.
DENVER • PORTLAND

# Resolution EAST

## $SO_2$ Monitoring Form

Site Operator: Kami Ballard  Date: 9.28.2012

| Sampler Make /Model | | T100 |
|---|---|---|
| Sampler SN | | SN/193 |
| Dilution Calibrator Model/SN | Primary | T700/191 |
| | Transfer | — |

| Instrument Check Start Time | 11:44 |
|---|---|
| Instrument Check Stop Time | 11:56 |
| Filter Replacement Y/N | Yes |
| Shelter Temp (5 to 40 °C) | 22.4 |
| Instrument Range | 500 PPB |
| Source Gas Conc. | 40% $SO_2$ — 40 ppm |

**Level 1 Zero/Span (once every 2 weeks)**
Check the Zero/Span with the T700 Dynamic Dilution Calibrator:

| Target Dilution (PPB) | SO2 Response (PPB) | Final SO2 Response (PPB) | Acceptance Criteria (PPB) | Adjustment Required? Y/N |
|---|---|---|---|---|
| Zero Air | 0.3 | — | ± 3% of Full Scale (-15 to 15 PPB) | N |
| 100 | 101.1 | — | ≤ ± 10% (90 to 110 PPB) | N |

Check the real time Analog vs. Digital Converter:

| Target Dilution (PPB) | T100 Response (PPB) | CR3000 Response (PPB) | Acceptance Criteria | Adjustment Required? Y/N |
|---|---|---|---|---|
| Zero Air | 0.3 | 0.7 | ± 2 PPB | No |
| 100 PPB | 101.1 | 101.5 | ± 2 PPB | No |

Verify instrument parameters:

| *Sample Flow (450 ± 45 cc/min)* | 481 | *Sample Press. (Ambient ± 2 in-Hg)* | 22.9 |
|---|---|---|---|
| *UV Lamp (1000 - 4800 mV)* | 3193.7 | *Lamp Ratio (30 - 120%)* | 89.1 |
| *Slope (1 ± 0.3)* | 1.133 | *BOX Temp. (Ambient ± 5°C)* | 31.1 |
| *Offset (< 250 mV)* | 16.4 | *HVPS (400 - 900 V)* | 571 |

**Operator comments/observations:**
SPANNED @ 11:48 HRS $SO_2$ CONC - 100.93 + RPA

Operator Signature: Kami Ballard

AIR SCIENCES INC.
DENVER · PORTLAND

REVIEWED BY [signature] DATE 7/6/12
AUDITED BY RPA DATE 7/6/12

AIR SCIENCES INC.
DENVER • PORTLAND

# Resolution EAST

## $O_3$ Monitoring Form

Site Operator: Kami BaCard  Date: 07·05·2012

| | | |
|---|---|---|
| Sampler Make /Model | | T400 |
| Sampler SN | | SN 224 |
| Dilution Calibrator Model/SN | Primary | T700/SN 191 |
| | Transfer | — |

| | |
|---|---|
| Instrument Check Start Time | 1:00 LT |
| Instrument Check Stop Time | 1:34 LT |
| Filter Replacement Y/N | Yes |
| Shelter Temp (5 to 40 °C) | 22.4 |
| Instrument Range | 500 PPB |

**Level 1 Zero/Span (once every 2 weeks)**
Check the Zero/Span ppb with the T700 Dynamic Dilution Calibrator.

| Target Dilution (PPB) | O3 Response (PPB) | Final O3 Response (PPB) | Acceptance Criteria (PPB) | Adjustment Required? Y/N |
|---|---|---|---|---|
| Zero Air | 1.1 | — | ≤ ± 2% of Full Scale (±10 PPB) | No |
| 100 | 65 | 47.9 | ≤ ± 7% (93 to 107 PPB) | Yes |

100.8 → changed filter... again

Check the real time Analog vs. Digital converter.

| Target Dilution (PPB) | T400 Response (PPB) | CR3000 Response (PPB) | Acceptance Criteria | Adjustment Required? Y/N |
|---|---|---|---|---|
| Zero Air | 1.1 | 1.7 | ± 2 PPB | No |
| 100 PPB | 47.9 | 48.2 | ± 2 PPB | |

Verify instrument parameters:

| | | | |
|---|---|---|---|
| *Sample Flow (550 ± 55 cc/min)* | 590 | *Sample Temp. (10 - 50 °C)* | 38.9 |
| *Photo Lamp (58 ± 1 °C)* | 58 | *BOX Temp. (30 ± 20 °C)* | 26.2 |
| *Slope (1 ± 0.15)* | .917 | *O3 Measure (2500 - 4800 mV)* | 4235.5 |
| *Offset ( 0.0 ± 5 PPB)* | .7 | *O3 Reference (2500 - 4800 mV)* | 4235.9 |

**Operator comments/observations:**
Cannot get $O^3$ to calibrate at 100 PPB

**Operator Signature:** Kami BaCard

7/6/12 – PERFORMED REMOTE SPAN OF 100 PPB WITH SIMILAR RESULTS – REQUESTED SITE OPERATOR TO INSPECT FOR LEAKS AND DIRTY PARTICULATE FILTER – RPA



* Failing results after filter change. System requires attention. [signature]

AIR SCIENCES INC.
DENVER • PORTLAND
REVIEWED BY RPA DATE 7/16/12
AUDITED BY DATE 7/16/12

AIR SCIENCES INC.
DENVER • PORTLAND

# Resolution EAST

## $O_3$ Monitoring Form

**Site Operator:** Kami Ballard **Date:** 07.06.2012

| | | |
|---|---|---|
| Sampler Make/Model | | T400 |
| Sampler SN | | SN 224 |
| Dilution Calibrator Model/SN | Primary | T700/SN 191 |
| | Transfer | — |

| | |
|---|---|
| Instrument Check Start Time | 12:51 LT |
| Instrument Check Stop Time | 1:39 LT |
| Filter Replacement Y/N | Yes |
| Shelter Temp (5 to 40 °C) | 24° |
| Instrument Range | 500 PPB |

**Level 1 Zero/Span (once every 2 weeks)**
Check the Zero/Span ppb with the T700 Dynamic Dilution Calibrator.

| Target Dilution (PPB) | O3 Response (PPB) | Final O3 Response (PPB) | Acceptance Criteria (PPB) | Adjustment Required? Y/N |
|---|---|---|---|---|
| Zero Air | -3.3 | — | ≤ ± 2% of Full Scale (±10 PPB) | No |
| 100 | 82.3 | 100.3 | ≤ ± 7% (93 to 107 PPB) | Yes |

Check the real time Analog vs. Digital converter.

| Target Dilution (PPB) | T400 Response (PPB) | CR3000 Response (PPB) | Acceptance Criteria | Adjustment Required? Y/N |
|---|---|---|---|---|
| Zero Air | -3.3 | -2.6 | ± 2 PPB | No |
| 100 PPB | 100.3 | 100.2 | ± 2 PPB | No |

Verify instrument parameters:

RPA

| | | | |
|---|---|---|---|
| *Sample Flow (550 ± 55 cc/min)* | | *Sample Temp. (10 - 50 °C)* | |
| *Photo Lamp (58 ± 1 °C)* | | *BOX Temp. (30 ± 20 °C)* | |
| *Slope (1 ± 0.15)* | | *O3 Measure (2500 - 4800 mV)* | |
| *Offset ( 0.0 ± 5 PPB)* | | *O3 Reference (2500 - 4800 mV)* | |

**

**Operator comments/observations:**
Powered T700 to off, changed filter, perform zero/span

**Operator Signature:** Kami Ballard

Confirmed Instrument Parameters 1
Remotely - RPA

** Instrument parameters should be recorded during all site checks. Site operator was notified.

AIR SCIENCES INC.
DENVER • PORTLAND
REVIEWED BY RPA DATE 7/16/12
AUDITED BY DATE 7/6/12

AIR SCIENCES INC.
DENVER • PORTLAND

# Resolution EAST

## $O_3$ Monitoring Form

**Site Operator:** Rory Attredge **Date:** 7-6-12

| | | |
|---|---|---|
| **Sampler Make /Model** | | T 400 |
| **Sampler SN** | | 224 |
| **Dilution Calibrator Model/SN** | **Primary** | T700 / SN 191 |
| | **Transfer** | RPA |

| | |
|---|---|
| **Instrument Check Start Time** | 0745 |
| **Instrument Check Stop Time** | 1045 |
| **Filter Replacement Y/N** | N |
| **Shelter Temp (5 to 40 °C)** | 23.2 |
| **Instrument Range** | 500 PPB |

**Level 1 Zero/Span (once every 2 weeks)**
Check the Zero/Span ppb with the T700 Dynamic Dilution Calibrator.

| Target Dilution (PPB) | O3 Response (PPB) | Final O3 Response (PPB) | Acceptance Criteria (PPB) | Adjustment Required? Y/N |
|---|---|---|---|---|
| Zero Air | 0.5 | RPA | ≤ ± 2% of Full Scale (±10 PPB) | NO |
| 100 | | | ≤ ± 7% (93 to 107 PPB) | YES |

Check the real time Analog vs. Digital converter.

| Target Dilution (PPB) | T400 Response (PPB) | CR3000 Response (PPB) | Acceptance Criteria | Adjustment Required? Y/N |
|---|---|---|---|---|
| Zero Air | RPA | | ± 2 PPB | |
| 100 PPB | | | ± 2 PPB | |

Verify instrument parameters:

| | | | |
|---|---|---|---|
| *Sample Flow (550 ± 55 cc/min)* | 592 | *Sample Temp. (10 - 50 °C)* | 39.4 |
| *Photo Lamp (58 ± 1 °C)* | 58.0 | *BOX Temp. (30 ± 20 °C)* | 26.6 |
| *Slope (1 ± 0.15)* ** | 0.865 | *O3 Measure (2500 - 4800 mV)* | 4229.3 |
| *Offset ( 0.0 ± 5 PPB)* | 2.7 | *O3 Reference (2500 - 4800 mV)* | 4230.0 |

**Operator comments/observations:**
Unable to SPAN Remotely 100PPB — REQUESTED SITE OPERATOR TO INSPECT FOR LEAKS AND FILTER CHANGE.

**Operator Signature:** RPA



** Slope is slightly out of normal operating range. This may be the problem.

AIR SCIENCES INC.
DENVER PORTLAND
REVIEWED BY KJD DATE 7/26/12
AUDITED BY RPA DATE 7/24/12

AIR SCIENCES INC.
DENVER • PORTLAND

# Resolution EAST

## $O_3$ Monitoring Form

Site Operator: Kami Ballard Date: 7·20·2012

| | | |
|---|---|---|
| Sampler Make /Model | | T400 |
| Sampler SN | | SN 224 |
| Dilution Calibrator Model/SN | Primary | T700 / SN 191 |
| | Transfer | — |

| | |
|---|---|
| Instrument Check Start Time | 11:00 LT |
| Instrument Check Stop Time | 11:22 LT |
| Filter Replacement Y/N | Yes |
| Shelter Temp (5 to 40 °C) | 22.9 |
| Instrument Range | 500PPB |

**Level 1 Zero/Span (once every 2 weeks)**
Check the Zero/Span ppb with the T700 Dynamic Dilution Calibrator.

| Target Dilution (PPB) | O3 Response (PPB) | Final O3 Response (PPB) | Acceptance Criteria (PPB) | Adjustment Required? Y/N |
|---|---|---|---|---|
| Zero Air | .5 | — | ≤ ± 2% of Full Scale (±10 PPB) | No |
| 100 | 101.0 | — | ≤ ± 7% (93 to 107 PPB) | No |

Check the real time Analog vs. Digital converter.

| Target Dilution (PPB) | T400 Response (PPB) | CR3000 Response (PPB) | Acceptance Criteria | Adjustmen Required? Y/N |
|---|---|---|---|---|
| Zero Air | .5 | .8 | ± 2 PPB | No |
| 100 PPB | 101.0 | 101.9 | ± 2 PPB | No |

Verify instrument parameters:

| | | | |
|---|---|---|---|
| *Sample Flow (550 ± 55 cc/min)* | 569 | *Sample Temp. (10 - 50 °C)* | 38.8 |
| *Photo Lamp (58 ± 1 °C)* | 58 | *BOX Temp. (30 ± 20 °C)* | 26.1 |
| *Slope (1 ± 0.15)* | .926 | *O3 Measure (2500 - 4800 mV)* | 4174.2 |
| *Offset ( 0.0 ± 5 PPB)* | 1.2 | *O3 Reference (2500 - 4800 mV)* | 4178.4 |

**Operator comments/observations:**

Operator Signature: Kami Ballard

AIR SCIENCES INC.
DENVER • PORTLAND
REVIEWED BY RPA DATE 8-13-12
AUDITED BY DATE 8/2/12

AIR SCIENCES INC.
DENVER • PORTLAND

# Resolution EAST

## $O_3$ Monitoring Form

Site Operator: Kami Bellard Date: 08-01-2012

| | | |
|---|---|---|
| Sampler Make /Model | | T400 |
| Sampler SN | | SN#224 |
| Dilution Calibrator Model/SN | Primary | T700/SN 91 |
| | Transfer | — |

| | |
|---|---|
| Instrument Check Start Time | 11:06 LT |
| Instrument Check Stop Time | 11:22 LT |
| Filter Replacement Y/N | Yes |
| Shelter Temp (5 to 40 °C) | 22.8 |
| Instrument Range | 500 PPB |

**Level 1 Zero/Span (once every 2 weeks)**
Check the Zero/Span ppb with the T700 Dynamic Dilution Calibrator.

| Target Dilution (PPB) | O3 Response (PPB) | Final O3 Response (PPB) | Acceptance Criteria (PPB) | Adjustment Required? Y/N |
|---|---|---|---|---|
| Zero Air | .8 | — | ≤ ± 2% of Full Scale (±10 PPB) | No |
| 100 | 100.5 | — | ≤ ± 7% (93 to 107 PPB) | No |

Check the real time Analog vs. Digital converter.

| Target Dilution (PPB) | T400 Response (PPB) | CR3000 Response (PPB) | Acceptance Criteria | Adjustment Required? Y/N |
|---|---|---|---|---|
| Zero Air | .8 | 1.3 | ± 2 PPB | No |
| 100 PPB | 100.5 | 100.6 | ± 2 PPB | No |

Verify instrument parameters:

| | | | |
|---|---|---|---|
| *Sample Flow (550 ± 55 cc/min)* | 572 | *Sample Temp. (10 - 50 °C)* | 38.7 |
| *Photo Lamp (58 ± 1 °C)* | 58 | *BOX Temp. (30 ± 20 °C)* | 25.9 |
| *Slope (1 ± 0.15)* | .926 | *O3 Measure (2500 - 4800 mV)* | 4128.0 |
| *Offset ( 0.0 ± 5 PPB)* | 1.2 | *O3 Reference (2500 - 4800 mV)* | 4132.1 |

**Operator comments/observations:**

Operator Signature: Kami Bellard

AIR SCIENCES INC.
DENVER • PORTLAND

REVIEWED BY RPA DATE 8/22/12
AUDITED BY DATE

AIR SCIENCES INC.
DENVER • PORTLAND

# Resolution EAST

## $O_3$ Monitoring Form

Site Operator: Kami Ballard Date: 08.16.2012

| | | |
|---|---|---|
| Sampler Make /Model | | T400 |
| Sampler SN | | SN 224 |
| Dilution Calibrator Model/SN | Primary | T700/SN 191 |
| | Transfer | — |

| | |
|---|---|
| Instrument Check Start Time | 12:34 LT |
| Instrument Check Stop Time | 12:50 LT |
| Filter Replacement Y/N | Yes |
| Shelter Temp (5 to 40 °C) | 23.7 |
| Instrument Range | 500PPB |

**Level 1 Zero/Span (once every 2 weeks)**
Check the Zero/Span ppb with the T700 Dynamic Dilution Calibrator.

| Target Dilution (PPB) | O3 Response (PPB) | Final O3 Response (PPB) | Acceptance Criteria (PPB) | Adjustment Required? Y/N |
|---|---|---|---|---|
| Zero Air | .8 | — | ≤ ± 2% of Full Scale (±10 PPB) | No |
| 100 | 99 | — | ≤ ± 7% (93 to 107 PPB) | No |

Check the real time Analog vs. Digital converter.

| Target Dilution (PPB) | T400 Response (PPB) | CR3000 Response (PPB) | Acceptance Criteria | Adjustment Required? Y/N |
|---|---|---|---|---|
| Zero Air | .8 | 1.3 | ± 2 PPB | No |
| 100 PPB | 99 | 99.5 | ± 2 PPB | No |

Verify instrument parameters:

| | | | |
|---|---|---|---|
| *Sample Flow (550 ± 55 cc/min)* | 564 | *Sample Temp. (10 - 50 °C)* | 39.1 |
| *Photo Lamp (58 ± 1 °C)* | 58° | *BOX Temp. (30 ± 20 °C)* | 26.9 |
| *Slope (1 ± 0.15)* | .925 | *O3 Measure (2500 - 4800 mV)* | 4076.6 |
| *Offset ( 0.0 ± 5 PPB)* | 1.2 | *O3 Reference (2500 - 4800 mV)* | 4080.4 |

**Operator comments/observations:**

Operator Signature: Kami Ballard

AIR SCIENCES INC.

DENVER • PORTLAND

# Resolution EAST

## $O_3$ Monitoring Form

Site Operator: Kami BaCard Date: 09·13·2012

| | | |
|---|---|---|
| Sampler Make /Model | | T400 |
| Sampler SN | | SN 224 |
| Dilution Calibrator Model/SN | Primary | T700/ SN 191 |
| | Transfer | — |

| | |
|---|---|
| Instrument Check Start Time | 2:18 LT |
| Instrument Check Stop Time | 2:38 LT |
| Filter Replacement Y/N | Yes |
| Shelter Temp (5 to 40 °C) | 22.2 |
| Instrument Range | 500 PPB |

**Level 1 Zero/Span (once every 2 weeks)**
Check the Zero/Span ppb with the T700 Dynamic Dilution Calibrator.

| Target Dilution (PPB) | O3 Response (PPB) | Final O3 Response (PPB) | Acceptance Criteria (PPB) | Adjustment Required? Y/N |
|---|---|---|---|---|
| Zero Air | .7 | — | ≤ ± 2% of Full Scale (±10 PPB) | No |
| 100 | 100.6 | — | ≤ ± 7% (93 to 107 PPB) | No |

Check the real time Analog vs. Digital converter.

| Target Dilution (PPB) | T400 Response (PPB) | CR3000 Response (PPB) | Acceptance Criteria | Adjustment Required? Y/N |
|---|---|---|---|---|
| Zero Air | .7 | 1.1 | ± 2 PPB | No |
| 100 PPB | 100.6 | 100.7 | ± 2 PPB | No |

Verify instrument parameters:

| | | | |
|---|---|---|---|
| *Sample Flow (550 ± 55 cc/min)* | 568 | *Sample Temp. (10 - 50 °C)* | 38.9 |
| *Photo Lamp (58 ± 1 °C)* | 58.0 | *BOX Temp. (30 ± 20 °C)* | 26.2 |
| *Slope (1 ± 0.15)* | .925 | *O3 Measure (2500 - 4800 mV)* | 4022.9 |
| *Offset ( 0.0 ± 5 PPB)* | 1.2 | *O3 Reference (2500 - 4800 mV)* | 4026.9 |

**Operator comments/observations:**
INVALIDATED THE 1500 HRS Hourly File due to Level 1 PROCEDURES - RPA

Operator Signature: [signature]



AIR SCIENCES INC.
DENVER • PORTLAND

REVIEWED BY [signature] DATE 10-2-12
AUDITED BY RPA DATE 9/24/12

AIR SCIENCES INC.
DENVER • PORTLAND
REVIEWED BY RDA DATE 10-9-12
AUDITED BY DATE 10/4/12

RPA

AIR SCIENCES INC.
DENVER • PORTLAND

# Resolution EAST

## $O_3$ Monitoring Form

Site Operator: Kami BaClord Date: 9.28.2012

| | | |
|---|---|---|
| Sampler Make /Model | | T400 |
| Sampler SN | | SN 224 |
| Dilution Calibrator Model/SN | Primary | T700/ 191 |
| | Transfer | — |

| | |
|---|---|
| Instrument Check Start Time | 11:57 |
| Instrument Check Stop Time | 12:15 |
| Filter Replacement Y/N | Yes |
| Shelter Temp (5 to 40 °C) | 22.3 |
| Instrument Range | 500 PPB |

**Level 1 Zero/Span (once every 2 weeks)**
Check the Zero/Span ppb with the T700 Dynamic Dilution Calibrator.

| Target Dilution (PPB) | O3 Response (PPB) | Final O3 Response (PPB) | Acceptance Criteria (PPB) | Adjustment Required? Y/N |
|---|---|---|---|---|
| Zero Air | .5 | — | ≤ ± 2% of Full Scale (±10 PPB) | No |
| 100 | 100.3 | — | ≤ ± 7% (93 to 107 PPB) | No |

Check the real time Analog vs. Digital converter.

| Target Dilution (PPB) | T400 Response (PPB) | CR3000 Response (PPB) | Acceptance Criteria | Adjustment Required? Y/N |
|---|---|---|---|---|
| Zero Air | 0.5 | 1.0 | ± 2 PPB | No |
| 100 PPB | 100.3 | 100.9 | ± 2 PPB | No |

Verify instrument parameters:

| | | | |
|---|---|---|---|
| *Sample Flow (550 ± 55 cc/min)* | 566 | *Sample Temp. (10 - 50 °C)* | 38.5 |
| *Photo Lamp (58 ± 1 °C)* | 58 | *BOX Temp. (30 ± 20 °C)* | 26.2 |
| *Slope (1 ± 0.15)* | .925 | *O3 Measure (2500 - 4800 mV)* | 4000.1 |
| *Offset ( 0.0 ± 5 PPB)* | 1.2 | *O3 Reference (2500 - 4800 mV)* | 4004.0 |

Operator comments/observations:
SPANNED @ 12:13 HRS WITH @ CONC VALUE OF 100.3 PPB — RPA

Operator Signature: Kami BaClord

AIR SCIENCES INC.
DENVER • PORTLAND
REVIEWED BY [signature] DATE 7/16/12
AUDITED BY RPA DATE 7/16/12

AIR SCIENCES INC.
DENVER • PORTLAND

# Resolution EAST
## $NO_x$ Monitoring Form

**Site Operator:** Kami Ballard **Date:** 07-05-2012

| | | |
|---|---|---|
| Sampler Make /Model | | T200 |
| Sampler SN | | SN 197 |
| Dilution Calibrator Model/SN | Primary | T700/SN 191 |
| | Transfer | — |

| | |
|---|---|
| Instrument Check Start Time | 12:24 LT |
| Instrument Check Stop Time | 12:40 LT |
| Filter Replacement Y/N | Yes |
| Shelter Temp (5 to 40 °C) | 24° |
| Instrument Range | 500 PPB |
| Source Gas Conc. | ~~40% Nox~~ 40 ppm NO RPA |

**Level 1 Zero/Span (once every 2 weeks)**

Check the Zero/Span with the T700 Dynamic Dilution Calibrator.

| Target Dilution (PPB) | NO Response (PPB) | $NO_2$ Response (PPB) | Nox Response (PPB) | Final $NO_x$ Response (PPB) | Acceptance Criteria (PPB) | Adjustment Required? Y/N |
|---|---|---|---|---|---|---|
| Zero Air | -.4 | .9 | .6 | — | ±3% of full Scale (±15 PPB) | No |
| 100 PPB | 93.8 | 3.3 | 97.1 | — | ≤±10% (90 to 110 PPB) | No |

Check the real time Analog vs. Digital converter.

| Target Dilution (PPB) | T200 Response (PPB) | | CR3000 Response (PPM) | | Acceptance Criteria | Adjustment Required? Y/N |
|---|---|---|---|---|---|---|
| Zero Air | NO | -.4 | NO | -.5 | ±2 PPB | No |
| | $NO_2$ | .9 | $NO_2$ | .8 | | |
| | $NO_x$ | .6 | $NO_x$ | .6 | | |
| 100 PPB | NO | 93.8 | NO | 93.8 | ±2 PPB | No |
| | $NO_2$ | 3.3 | $NO_2$ | 3.3 | | |
| | $NO_x$ | 97.1 | $NO_x$ | 96.9 | | |

Verify instrument parameters:

| | | | |
|---|---|---|---|
| *Sample Flow (500 ± 50 cc/min)* | 487 | *Moly Temp. (315 ± 5°C)* | 314.2 |
| *Ozone Flow (80 ± 15 cc/min)* | 76 | *HVPS (400 - 900 V)* | 600V |
| *NOx Slope (1 ± 0.3)* | 1.111 | *NO Slope (1 ± 0.3)* | 1.083 |
| *NOx Offset (0 ± 100)* | 7.9 | *NO Offset (0 ± 100)* | .1 |

**Operator comments/observations:**

**Operator Signature:** Kami Ballard

AIR SCIENCES INC.
DENVER • PORTLAND

REVIEWED BY KJD DATE 7/26/12
AUDITED BY RPA DATE 7/24/12

AIR SCIENCES INC.
DENVER • PORTLAND

# Resolution EAST

## $NO_x$ Monitoring Form

Site Operator: Kami Ballard Date: 7·20·2012

| Sampler Make /Model | | T200 |
|---|---|---|
| Sampler SN | | SN 197 |
| Dilution Calibrator Model/SN | Primary | T700/SN191 |
| | Transfer | — |

| | |
|---|---|
| Instrument Check Start Time | 10:04 LT |
| Instrument Check Stop Time | 10:29 LT |
| Filter Replacement Y/N | Yes |
| Shelter Temp (5 to 40 °C) | 22.9° |
| Instrument Range | 500 PPB |
| Source Gas Conc. | ~~10% NOx~~ RPA 40 ppm NO |

**Level 1 Zero/Span (once every 2 weeks)**

Check the Zero/Span with the T700 Dynamic Dilution Calibrator.

| Target Dilution (PPB) | NO Response (PPB) | $NO_2$ Response (PPB) | Nox Response (PPB) | Final $NO_x$ Response (PPB) | Acceptance Criteria (PPB) | Adjustment Required? Y/N |
|---|---|---|---|---|---|---|
| Zero Air | -.4 | -.6 | .2 | — | ± 3% of full Scale (±15 PPB) | No |
| 100 PPB | 99.1 | 2.1 | 101.2 | — | ≤ ± 10% (90 to 110 PPB) | No |

Check the real time Analog vs. Digital converter.

| Target Dilution (PPB) | T200 Response (PPB) | | CR3000 Response (PPM) | | Acceptance Criteria | Adjustment Required? Y/N |
|---|---|---|---|---|---|---|
| Zero Air | NO | -.4 | NO | -.6 | ± 2 PPB | No |
| | $NO_2$ | -.6 | $NO_2$ | -.6 | | |
| | $NO_x$ | .2 | $NO_x$ | .1 | | |
| 100 PPB | NO | 99.1 | NO | 99.1 | ± 2 PPB | No |
| | $NO_2$ | 2.1 | $NO_2$ | 1.9 | | |
| | $NO_x$ | 101.2 | $NO_x$ | 101.1 | | |

Verify instrument parameters:

| | | | |
|---|---|---|---|
| *Sample Flow (500 ± 50 cc/min)* | 505 cc/M | *Moly Temp. (315 ± 5°C)* | 315.8 |
| *Ozone Flow (80 ± 15 cc/min)* | 76 cc/M | *HVPS (400 - 900 V)* | 600V |
| *NOx Slope (1 ± 0.3)* | 1.154 | *NO Slope (1 ± 0.3)* | 1.128 |
| *NOx Offset (0 ± 100)* | 9.4 | *NO Offset (0 ± 100)* | -0.1 mV |

**Operator comments/observations:**

Operator Signature: Kami Ballard

AIR SCIENCES INC.
DENVER • PORTLAND
REVIEWED BY RPA DATE 8-13-2012
AUDITED BY DATE 8/2/12

AIR SCIENCES INC.
DENVER • PORTLAND

# Resolution EAST
## $NO_x$ Monitoring Form

**Site Operator:** Kami Ballard **Date:** 08·01·2012

| | | |
|---|---|---|
| Sampler Make /Model | | T200 |
| Sampler SN | | SN# 197 |
| Dilution Calibrator Model/SN | Primary | T700 / SN191 |
| | Transfer | — |

| | |
|---|---|
| Instrument Check Start Time | 10:30 LT |
| Instrument Check Stop Time | 10:50 LT |
| Filter Replacement Y/N | Yes |
| Shelter Temp (5 to 40 °C) | 22.3°C |
| Instrument Range | 500PPB |
| Source Gas Conc. | ~~40% NOx~~ 40 ppm NO |

**Level 1 Zero/Span (once every 2 weeks)**
Check the Zero/Span with the T700 Dynamic Dilution Calibrator.

| Target Dilution (PPB) | NO Response (PPB) | $NO_2$ Response (PPB) | Nox Response (PPB) | Final $NO_x$ Response (PPB) | Acceptance Criteria (PPB) | Adjustment Required? Y/N |
|---|---|---|---|---|---|---|
| Zero Air | -.3 | -5.3 | -5.5 | — | ±3% of full Scale (±15 PPB) | No |
| 100 PPB | 98.7 | 2.3 | 101.1 | — | ≤±10% (90 to 110 PPB) | No |

Check the real time Analog vs. Digital converter.

| Target Dilution (PPB) | T200 Response (PPB) | | CR3000 Response (PPM) | | Acceptance Criteria | Adjustment Required? Y/N |
|---|---|---|---|---|---|---|
| Zero Air | NO | -.3 | NO | -.4 | ±2 PPB | No |
| | $NO_2$ | -5.3 | $NO_2$ | -5.5 | | |
| | $NO_x$ | -5.5 | $NO_x$ | -5.6 | | |
| 100 PPB | NO | 98.7 | NO | 99.3 | ±2 PPB | No |
| | $NO_2$ | 2.3 | $NO_2$ | 1.9 | | |
| | $NO_x$ | 101.1 | $NO_x$ | 100.1 | | |

Verify instrument parameters:

| | | | |
|---|---|---|---|
| *Sample Flow (500 ± 50 cc/min)* | 507 | *Moly Temp. (315 ± 5°C)* | 316.8 |
| *Ozone Flow (80 ± 15 cc/min)* | 77 | *HVPS (400 - 900 V)* | 600V |
| *NOx Slope (1 ± 0.3)* | 1.372 | *NO Slope (1 ± 0.3)* | 1.311 |
| *NOx Offset (0 ± 100)* | 9.4 | *NO Offset (0 ± 100)* | .1 |

**Operator comments/observations:**
Nox & No slope slightly out of range - RPA

**Operator Signature:** Kami Ballard

AIR SCIENCES INC.
DENVER • PORTLAND
REVIEWED BY RPA DATE 8-26-12
AUDITED BY DATE 8/22/12

AIR SCIENCES INC.
DENVER • PORTLAND

# Resolution EAST
## $NO_x$ Monitoring Form

**Site Operator:** Kami Ballard **Date:** 08·16·2012

| | | |
|---|---|---|
| Sampler Make /Model | | T200 |
| Sampler SN | | SN 197 |
| Dilution Calibrator Model/SN | Primary | T700 / SN 191 |
| | Transfer | — |

| | |
|---|---|
| Instrument Check Start Time | 12:00 LT |
| Instrument Check Stop Time | 12:16 LT |
| Filter Replacement Y/N | Yes |
| Shelter Temp (5 to 40 °C) | 22.6 |
| Instrument Range | 500 PPB |
| Source Gas Conc. | ~~40% NOx~~ 40 PPM $NO_x$ |

**Level 1 Zero/Span (once every 2 weeks)**

Check the Zero/Span with the T700 Dynamic Dilution Calibrator.

| Target Dilution (PPB) | NO Response (PPB) | $NO_2$ Response (PPB) | Nox Response (PPB) | Final $NO_x$ Response (PPB) | Acceptance Criteria (PPB) | Adjustment Required? Y/N |
|---|---|---|---|---|---|---|
| Zero Air | -0.1 | -0.1 | -0.2 | — | ±3% of full Scale (±15 PPB) | No |
| 100 PPB | 97 | 3.5 | 100.5 | — | ≤±10% (90 to 110 PPB) | No |

Check the real time Analog vs. Digital converter.

| Target Dilution (PPB) | T200 Response (PPB) | | CR3000 Response (PPM) | | Acceptance Criteria | Adjustment Required? Y/N |
|---|---|---|---|---|---|---|
| Zero Air | NO | -0.1 | NO | -0.2 | ±2 PPB | No |
| | $NO_2$ | -0.1 | $NO_2$ | -0.01 | | |
| | $NO_x$ | -0.2 | $NO_x$ | -0.08 | | |
| 100 PPB | NO | 97 | NO | 96.5 | ±2 PPB | No |
| | $NO_2$ | 3.5 | $NO_2$ | 3.4 | | |
| | $NO_x$ | 100.5 | $NO_x$ | 100.2 | | |

Verify instrument parameters:

| | | | |
|---|---|---|---|
| *Sample Flow (500 ± 50 cc/min)* | 496 | *Moly Temp. (315 ± 5°C)* | 316.2 |
| *Ozone Flow (80 ± 15 cc/min)* | 76 | *HVPS (400 - 900 V)* | 600V |
| *NOx Slope (1 ± 0.3)* | 1.206 | *NO Slope (1 ± 0.3)* | 1.159 |
| *NOx Offset (0 ± 100)* | 9.4 mV | *NO Offset (0 ± 100)* | 0.1 mV |

**Operator comments/observations:**

**Operator Signature:** Kami Ballard

AIR SCIENCES INC.
DENVER • PORTLAND
RPA 8/22/12
REVIEWED BY DATE 8-17-12
AUDITED BY DATE

AIR SCIENCES INC.
DENVER • PORTLAND

# Resolution EAST
# $NO_x$ Monitoring Form

**Site Operator:** N. Lee **Date:** 8/17/2012

| | | |
|---|---|---|
| Sampler Make /Model | | T200 |
| Sampler SN | | 197 |
| Dilution Calibrator Model/SN | Primary | T700 - 191 |
| | Transfer | |

| | |
|---|---|
| Instrument Check Start Time | 14:29 LT |
| Instrument Check Stop Time | 16:30 LT |
| Filter Replacement Y/N | NO |
| Shelter Temp (5 to 40 °C) | 23.5 °C |
| Instrument Range | 0-500 PPB |
| Source Gas Conc. | 40 PPm $NO_x$ |

**Level 1 Zero/Span (once every 2 weeks)**

Check the Zero/Span with the T700 Dynamic Dilution Calibrator.

| Target Dilution (PPB) | NO Response (PPB) | $NO_2$ Response (PPB) | Nox Response (PPB) | Final $NO_x$ Response (PPB) | Acceptance Criteria (PPB) | Adjustment Required? Y/N |
|---|---|---|---|---|---|---|
| Zero Air | -0.2 | 4.1 | 4.3 | -0.3 | ±3% of full Scale (±15 PPB) | N |
| 100 PPB | 104.3 | 2.1 | 106.4 | 100.8 | ≤±10% (90 to 110 PPB) | Y |

Check the real time Analog vs. Digital converter.

| Target Dilution (PPB) | T200 Response (PPB) | | CR3000 Response (PPM) | | Acceptance Criteria | Adjustment Required? Y/N |
|---|---|---|---|---|---|---|
| Zero Air | NO | | NO | | ±2 PPB | |
| | $NO_2$ | | $NO_2$ | | | |
| | $NO_x$ | | $NO_x$ | | | |
| 100 PPB | NO | | NO | | ±2 PPB | |
| | $NO_2$ | | $NO_2$ | | | |
| | $NO_x$ | | $NO_x$ | | | |

Verify instrument parameters:

| | | | |
|---|---|---|---|
| *Sample Flow (500 ± 50 cc/min)* | 504 | *Moly Temp. (315 ± 5°C)* | 317.3 |
| *Ozone Flow (80 ± 15 cc/min)* | 76 | *HVPS (400 - 900 V)* | 600 |
| *NOx Slope (1 ± 0.3)* | 1.241 | *NO Slope (1 ± 0.3)* | 1.185 |
| *NOx Offset (0 ± 100)* | 8.5 | *NO Offset (0 ± 100)* | 60.1 |

**Operator comments/observations:**
Remote SPAN performed after failing zero/span

**Operator Signature:**

AIR SCIENCES INC.
DENVER · PORTLAND
REVIEWED BY RPA DATE 8/20/12
AUDITED BY DATE 8-20-12

AIR SCIENCES INC.
DENVER • PORTLAND

# Resolution EAST
## $NO_x$ Monitoring Form

Site Operator: R. ATTRIDGE Date: 20 AUG 2012

| | | |
|---|---|---|
| Sampler Make /Model | | T200 |
| Sampler SN | | 197 |
| Dilution Calibrator Model/SN | Primary | T700/191 |
| | Transfer | — |

| | |
|---|---|
| Instrument Check Start Time | 1000 |
| Instrument Check Stop Time | 1026 |
| Filter Replacement Y/N | NO |
| Shelter Temp (5 to 40 °C) | 22.0 |
| Instrument Range | 500 PPB |
| Source Gas Conc. | 40ppm $NO_x$ |

**Level 1 Zero/Span (once every 2 weeks)**

Check the Zero/Span with the T700 Dynamic Dilution Calibrator.

| Target Dilution (PPB) | NO Response (PPB) | $NO_2$ Response (PPB) | Nox Response (PPB) | Final $NO_x$ Response (PPB) | Acceptance Criteria (PPB) | Adjustment Required? Y/N |
|---|---|---|---|---|---|---|
| Zero Air | 0.2 | -6.0 | -6.2 | 0.4 | ±3% of full Scale (±15 PPB) | YES |
| 100 PPB | 96.8 | 0.3 | 96.9 | 104.3 | ≤±10% (90 to 110 PPB) | YES |

Check the real time Analog vs. Digital converter.

| Target Dilution (PPB) | T200 Response (PPB) | | CR3000 Response (PPM) | | Acceptance Criteria | Adjustment Required? Y/N |
|---|---|---|---|---|---|---|
| Zero Air | NO | 0.2 | NO | 0.06 | ±2 PPB | NO |
| | $NO_2$ | -6.0 | $NO_2$ | -6.16 | | |
| | $NO_x$ | -6.2 | $NO_x$ | -5.70 | | |
| 100 PPB | NO | 96.8 | NO | 96.7 | ±2 PPB | NO |
| | $NO_2$ | 0.3 | $NO_2$ | -0.04 | | |
| | $NO_x$ | 96.9 | $NO_x$ | 96.8 | | |

Verify instrument parameters:

| | | | |
|---|---|---|---|
| *Sample Flow (500 ± 50 cc/min)* | 494 | *Moly Temp. (315 ± 5°C)* | 314.2 |
| *Ozone Flow (80 ± 15 cc/min)* | 76 | *HVPS (400 - 900 V)* | 600 |
| *NOx Slope (1 ± 0.3)* | 1.201 | *NO Slope (1 ± 0.3)* | 1.159 |
| *NOx Offset (0 ± 100)* | 8.5 | *NO Offset (0 ± 100)* | 0.1 |

**Operator comments/observations:**

REMOTE LEVEL 1 COMPLETED TO CORRECT ANALYZER DRIFT

**Operator Signature:** R. Att

AIR SCIENCES INC.

DENVER • PORTLAND

# Resolution EAST

## $NO_x$ Monitoring Form

Site Operator: Kami Ballard Date: 09·13·2012

| | | |
|---|---|---|
| Sampler Make/Model | | T200 |
| Sampler SN | | SN 197 |
| Dilution Calibrator Model/SN | Primary | T700/SN 191 |
| | Transfer | — |

| | |
|---|---|
| Instrument Check Start Time | 1:49 LT |
| Instrument Check Stop Time | 2:07 LT |
| Filter Replacement Y/N | Yes |
| Shelter Temp (5 to 40 °C) | 23.05 |
| Instrument Range | 500 PPB |
| Source Gas Conc. | ~~40 ppm~~ Nox ppm |

**Level 1 Zero/Span (once every 2 weeks)**

Check the Zero/Span with the T700 Dynamic Dilution Calibrator.

| Target Dilution (PPB) | NO Response (PPB) | $NO_2$ Response (PPB) | Nox Response (PPB) | Final $NO_x$ Response (PPB) | Acceptance Criteria (PPB) | Adjustment Required? Y/N |
|---|---|---|---|---|---|---|
| Zero Air | -0.4 | -3.2 | -3.5 | — | ±3% of full Scale (±15 PPB) | No |
| 100 PPB | 96.7 | 0.9 | 97.8 | — | ≤±10% (90 to 110 PPB) | No |

Check the real time Analog vs. Digital converter.

| Target Dilution (PPB) | T200 Response (PPB) | | CR3000 Response (PPM) | | Acceptance Criteria | Adjustment Required? Y/N |
|---|---|---|---|---|---|---|
| Zero Air | NO | -0.4 | NO | -0.5 | ±2 PPB | No |
| | $NO_2$ | -3.2 | $NO_2$ | -3.6 | | |
| | $NO_x$ | -3.5 | $NO_x$ | -3.7 | | |
| 100 PPB | NO | 96.7 | NO | 96.3 | ±2 PPB | No |
| | $NO_2$ | 0.9 | $NO_2$ | 0.8 | | |
| | $NO_x$ | 97.8 | $NO_x$ | 97.3 | | |

Verify instrument parameters:

| | | | |
|---|---|---|---|
| *Sample Flow (500 ± 50 cc/min)* | 494 | *Moly Temp. (315 ± 5°C)* | 314.5 |
| *Ozone Flow (80 ± 15 cc/min)* | 76 | *HVPS (400 - 900 V)* | 600V |
| *NOx Slope (1 ± 0.3)* | 1.201 | *NO Slope (1 ± 0.3)* | 1.159 |
| *NOx Offset (0 ± 100)* | 8.5 | *NO Offset (0 ± 100)* | 0.1 MV |

**Operator comments/observations:**

INVALIDATED 1400 HRS Hourly RECORD DUE TO LEVEL 1 + RPA + 1500 HRS

Operator Signature: [signature]



AIR SCIENCES INC.
DENVER • PORTLAND

REVIEWED BY RPA DATE 10-2-12

AUDITED BY DATE 9/24/12

AIR SCIENCES INC.
DENVER • PORTLAND
REVIEWED BY RPA DATE 10/4/12 10-9-12
AUDITED BY DATE

AIR SCIENCES INC.
DENVER • PORTLAND

# Resolution EAST
## $NO_x$ Monitoring Form

Site Operator: Kami Ballard Date: 9·28

| | | |
|---|---|---|
| Sampler Make /Model | | T200 |
| Sampler SN | | SN 197 |
| Dilution Calibrator Model/SN | Primary | T700 / SN 191 |
| | Transfer | — |

| | |
|---|---|
| Instrument Check Start Time | 11:03 |
| Instrument Check Stop Time | 11:44 |
| Filter Replacement Y/N | Yes |
| Shelter Temp (5 to 40 °C) | 22.4 |
| Instrument Range | 500 PPB |
| Source Gas Conc. | 40% – 40 PPM |

**Level 1 Zero/Span (once every 2 weeks)**

Check the Zero/Span with the T700 Dynamic Dilution Calibrator.

| Target Dilution (PPB) | NO Response (PPB) | $NO_2$ Response (PPB) | Nox Response (PPB) | Final $NO_x$ Response (PPB) | Acceptance Criteria (PPB) | Adjustment Required? Y/N |
|---|---|---|---|---|---|---|
| Zero Air | -0.1 | -0.3 | -0.4 | — | ±3% of full Scale (±15 PPB) | No |
| 100 PPB | 96.1 | 0.6 | 96.7 | — | ≤±10% (90 to 110 PPB) | No |

Check the real time Analog vs. Digital converter.

| Target Dilution (PPB) | T200 Response (PPB) | | CR3000 Response (PPM) | | Acceptance Criteria | Adjustment Required? Y/N |
|---|---|---|---|---|---|---|
| Zero Air | NO | -0.1 | NO | -.4 | ± 2 PPB | N |
| | $NO_2$ | -0.3 | $NO_2$ | -.5 | | |
| | $NO_x$ | -0.4 | $NO_x$ | -.5 | | |
| 100 PPB | NO | 96.1 | NO | 96.1 | ± 2 PPB | N |
| | $NO_2$ | 0.6 | $NO_2$ | 0.6 | | |
| | $NO_x$ | 96.7 | $NO_x$ | 96.7 | | |

Verify instrument parameters:

| | | | |
|---|---|---|---|
| *Sample Flow (500 ± 50 cc/min)* | 502 | *Moly Temp. (315 ± 5°C)* | 315.7 |
| *Ozone Flow (80 ± 15 cc/min)* | 76 | *HVPS (400 - 900 V)* | 600 |
| *NOx Slope (1 ± 0.3)* | 1.148 | *NO Slope (1 ± 0.3)* | 1.135 |
| *NOx Offset (0 ± 100)* | 3.6 | *NO Offset (0 ± 100)* | .5 |

**Operator comments/observations:**

SPANNED @ 11:43 HRS NO → 96.74, NO2 → 1.06, NOX → 97.81 – RPA

Operator Signature: Kami Ballard

# Appendix K: Audits and Calibrations



# Audit Report

## East Plant Meteorological, Air Quality and Particulate Monitoring System

PREPARED FOR:
**RESOLUTION COPPER COMPANY**

PROJECT 262-5
JULY 2012

# CONTENTS PAGE

1.0 Introduction ..... 1
2.0 System Description ..... 3
3.0 Audit Methodology ..... 4
3.1 Meteorological Sensor Audit Procedures ..... 4
3.2 Particulate Matter Audit Procedures ..... 5
3.3 Ambient Gas Audit Procedures ..... 5
4.0 Results and Recommendations ..... 6

**Tables**

Table 1. Sensor Installation Heights ..... 3

**Figures**

Figure 1: Project Location Map – East Plant and West Plant Monitoring Station Locations ..... 2

**Appendices**

Appendix A: Audit Forms

# 1.0 INTRODUCTION

On July 10, 2012, an audit of the meteorological and air quality monitoring systems at the East Plant, near Superior, AZ was performed. The East Plant site is operated by Resolution Copper Company, and is located at the main project site, east of Superior. The audit was conducted in accordance with the following guideline documents:

- Quality Assurance Handbook for Air Pollution Measurement Systems, Volume II:Ambient Air Quality Monitoring Program (EPA-454/B-08-003, December 2008)
- Quality Assurance Handbook of Air Pollution Measurement Systems, Volume IV: Meteorological Measurements (EPA-454/B-08-002, March 2008)
- Transfer Standards for the Calibration of Ambient Air Monitoring Analyzers for Ozone (EPA-454/B-10-001)
- Code of Federal Regulations (40 CFR Parts 50 and 58)
- Ambient Monitoring Guidelines for Prevention of Significant Deterioration (PSD) (EPA-450/4-87-007, May 1987)
- Meteorological Monitoring Guidance for Regulatory Modeling Applications (EPA-454/R-99-005, February 2000)

**Figure 1: Project Location Map – East Plant and West Plant Monitoring Station Locations**

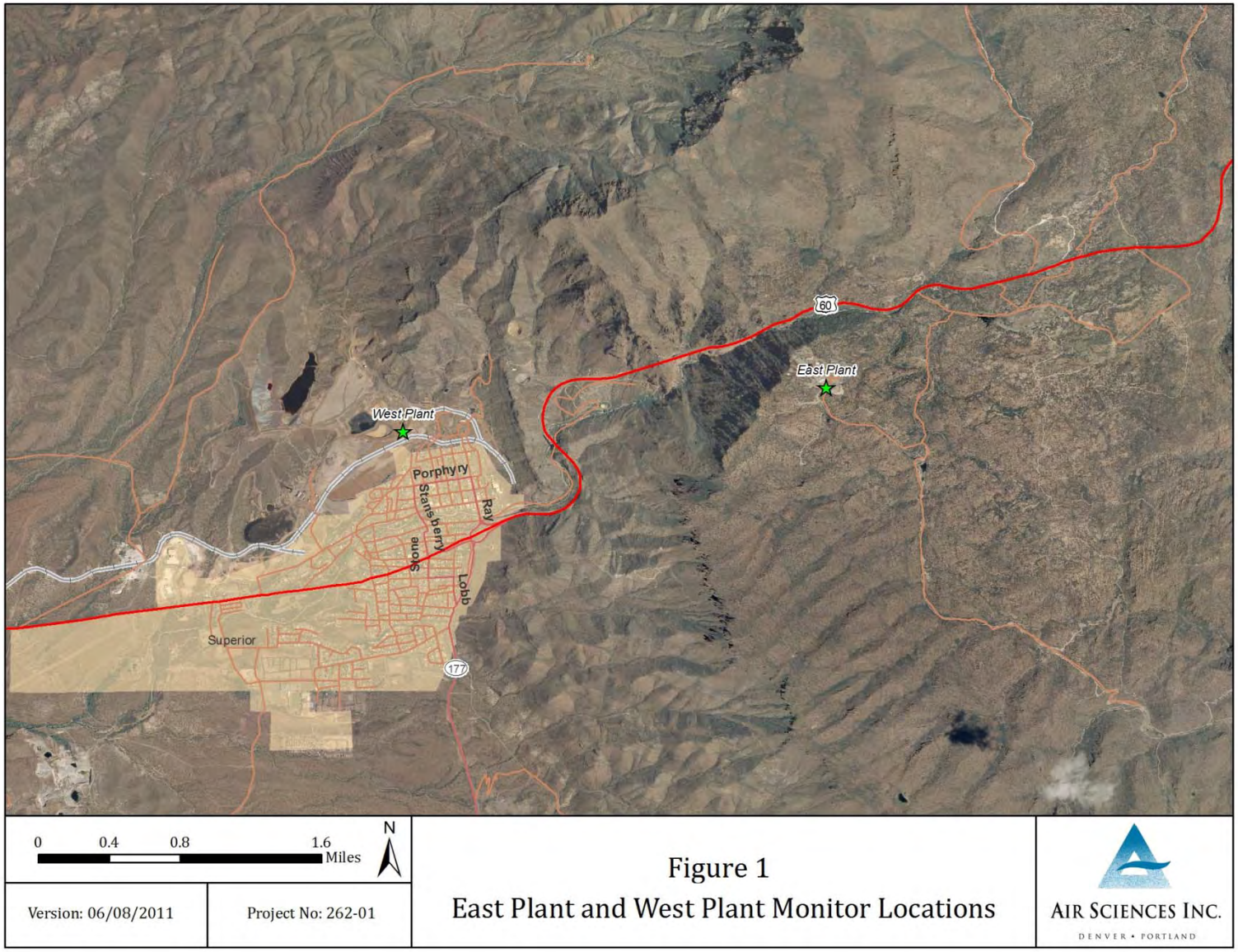

# 2.0 SYSTEM DESCRIPTION

Meteorological sensors, particulate and ambient analyzers present at the site include wind speed, wind direction, ambient temperature, vertical height temperature difference (delta temperature), solar radiation, relative humidity, precipitation, barometric pressure, particulate matter less than 10 and 2.5 microns in diameter ($PM_{10}$ & $PM_{2.5}$), nitrogen dioxide ($NO_2$), sulfur dioxide ($SO_2$), and ozone ($O_3$).

A 35-foot, open-lattice, aluminum drop tower and a 60-square-foot enclosed trailer is located on-site, with the instrumentation listed in Table 1 mounted at various heights (as measured from ground-level).

**Table 1. Sensor Installation Heights**

| Parameter | Approximate Height (meters) |
|---|---|
| Wind Speed | 10 |
| Wind Direction | 10 |
| Ambient Temperature | 2 |
| Delta Temperature* | 2, 10 |
| Solar Radiation | 2 |
| Relative Humidity | 2 |
| Precipitation | 1 |
| Barometric Pressure | 1.5 |
| $PM_{10}$ | 3 |
| $PM_{2.5}$ | 3 |
| $NO_2$ | 3 |
| $SO_2$ | 3 |
| $O_3$ | 3 |

* Temperature difference of the upper and lower aspirated temperatures

# 3.0 AUDIT METHODOLOGY

This section provides the audit procedures for the meteorological, particulate, and ambient gas instrumentation at the East monitoring site. Copies of the completed audit forms for each parameter are included in Appendix A.

## 3.1 Meteorological Sensor Audit Procedures

The wind speed sensor audit was performed by rotating the sensor shaft using a DC-powered variable-speed motor equipped with an optical encoder output referenced to a crystal oscillator. A target sensor speed was calculated based on the audit rotational speed and compared to the instantaneous datalogger reading. An R.M. Young Torque Disc was used to measure the anemometer starting torque. All data were recorded on a standardized form.

The audit of the wind direction system was performed by aligning the tail vane of the sensor to its mounting cross-arm. A Brunton Precision Magnetic Compass (BPMC) mounted on a tripod was used to establish the orientation of the cross-arm using the Magnetic Declination Method.[1] With the wind direction sensor oriented along the axis of the cross-arm, the sensor response was compared to the BPMC-measured value and recorded on a standardized form. The potentiometer linearity was checked by recording the system response at 45-degree intervals over the operating range of the system. Data were recorded on a standardized form.

The ambient temperature sensor audit was performed by comparing the temperature sensor in-situ to a NIST-traceable[2] temperature sensor. Both thermometer and datalogger readings were recorded on a standardized form.

The differential temperature sensor audit was performed by immersing both temperature sensors in a series of three water baths within the range of the temperature sensors. Positive and negative temperature differentials were checked by immersing the sensors in separate water baths. All cabling and associated wiring remained intact for the audit of both sensors. A Precision Temperature Sensor was used to measure the bath temperatures. All audit data were recorded on standardized forms.

The solar radiation sensor audit was performed by comparing the sensor in-situ to a calibrated pyranometer wired to an independent datalogger. Both the standard and the datalogger readings were recorded on a standardized form.

The relative humidity sensor audit was performed by comparing the humidity sensor in-situ to a NIST-traceable humidity sensor. Both the standard and datalogger readings were recorded on a standardized form.

---

[1] Refer to section 2.5.2.2 of the Quality Assurance Handbook for Air Pollution Measurement Systems, Volume IV: Version 2.0, March 2008, for more details.

[2] National Institute of Standards and Technology

The precipitation gauge was calibrated by employing a graduated syringe and distilled water. The volume of water required to cause the tipping bucket to activate was measured repeatedly, averaged, and compared to the calculated value for the activation. All volumes were recorded on a standardized form.

The barometric pressure sensor audit was performed by comparing the sensor in-situ to a NIST-traceable barometric pressure standard. Both the standard and datalogger readings were recorded on a standardized form.

## 3.2 Particulate Matter Audit Procedures

The BAM 1020 $PM_{10}$ and BAM 1020 $PM_{2.5}$ monitors were assessed and audited by comparing and then adjusting the temperature, barometric pressure, and internal flow to a certified deltaCal Volumetric Air Flow Calibrator. All required maintenance was performed on the instrument to assure optimal operations. The temperature, barometric pressure, and flow output readings from the deltaCal and the instrument were recorded on a standardized form.

## 3.3 Ambient Gas Audit Procedures

The audit of the Teledyne T100 $SO_2$ analyzer involved a Multi-Point Audit (MPA) and an Analog to Digital (A2D) verification. The MPA was performed by using the T700 calibrator to dilute NIST-traceable EPA-protocol calibration gas with a clean zero-air source to calibrate the T100 analyzer at zero, and at five points within the instrument range—typically a points from 100 to 500 PPB of $SO_2$. An A2D verification check of the T100 instrument response against the CR3000 datalogger response was performed to guarantee accurate representation of the digital scale from the analog output signals.

The audit of the Teledyne T200 $NO_2$ analyzer involved an MPA and an A2D verification. The SPC was performed by using the T700 calibrator to dilute NIST-traceable EPA-protocol audit gas with a clean zero-air source to calibrate the T200 analyzer at zero, and five points within the instrument range—typically point from 100 to 500 PPB of $NO_X$. A verification check of the T200 instrument response against the CR3000 datalogger response was performed to guarantee accurate representation of the digital scale from the analog output signals.

The audit of the Teledyne T400 $O_3$ analyzer involved an MPA, and an A2D verification. The SPC was performed by using the T700 calibrator to generate $O_3$ gas to calibrate the T400 analyzer at zero, and at a single point within the instrument range—typically a point from 100 to 500 PPB of $O_3$. An MPA was performed using a 700E transfer standard calibrator to evaluate the audit by verifying the analyzer's response to zero and five upscale spans. After the MPA, a verification check of the T400 instrument against the CR3000 datalogger response was performed to guarantee accurate representation of the digital scale from the analog output signals.

# 4.0 RESULTS AND RECOMMENDATIONS

All instruments and sensors were within their recommended tolerance parameters at the Resolution Copper East Plant monitoring site.

It is recommended that a MPA of the Teledyne T100 $SO_2$ analyzer is performed during the next scheduled calibration using a transfer standard calibrator. Additionally, it's also recommended during the next scheduled calibration that a Gas Phase Titration test of the Teledyne T200 $NO_2$ analyzer is completed.

# Appendix A: Audit Forms

# METEOROLOGICAL AUDIT DATA

AIR SCIENCES INC.

DENVER • PORTLAND

**Client :** Resolution Copper Company
**Job No. :** 262-7-03
**Site :** East Plant
**Date :** 7/10/2012
**Time:** 1545-1700
**Auditors:** R. Attridge, K. DeHenau

**Data Logger**
**Model :** CR3000
**Serial No :** 6591

**WIND SPEED, 10m**

Model: 05305 Calibration Motor No.: CA 03393

Serial No: 112953 Calibration Disk No.: 1

**System Linearity Check**

| | Input rpm | Target* m/s | Logger Reading m/s | Difference m/s | Acceptance Criteria |
|---|---|---|---|---|---|
| 1. | 0.0 | 0.00 | 0.00 | 0.00 | 0.0 |
| 2. | 200.0 | 1.02 | 1.02 | 0.00 | 0.3 |
| 3. | 400.0 | 2.05 | 2.05 | 0.00 | 0.3 |
| 4. | 600.0 | 3.07 | 3.07 | 0.00 | 0.4 |
| 5. | 800.0 | 4.10 | 4.10 | 0.00 | 0.4 |
| 6. | 1000.0 | 5.12 | 5.12 | 0.00 | 0.5 |
| 7. | 2000.0 | 10.24 | 10.24 | 0.00 | 0.7 |
| 8. | 3000.0 | 15.36 | 15.36 | 0.00 | 1.0 |
| 9. | 4000.0 | 20.48 | 20.48 | 0.00 | 1.2 |
| 10. | 5000.0 | 25.60 | 25.60 | 0.00 | 1.5 |

RM Young
*Target (m/s) = rpm x 0.00512

**Bearing Torque Test (Passing 0.5 m/s = 0.4 g-cm)**

Clockwise 0.2 g-cm

Counterclockwise 0.2 g-cm

**WIND DIRECTION, 10m**

Model: 05305 Serial No: 112953 Compass No.: 5080695331

**System Linearity Check** Declination = 10 East

| Orientation | Compass (Degrees) | Target (Degrees) | Logger Reading (Degrees) | Difference (Degrees) | Acceptance Criteria |
|---|---|---|---|---|---|
| 1. Vane | 355.0 | 345.0 | 345.8 | 0.8 | ±5 |
| Tail | 175.0 | 165.0 | 164.3 | -0.7 | ±5 |

| | Initial Logger (Degrees) | Difference (Degrees) | Corrected Logger (Degrees) | Difference (Degrees) | Acceptance Criteria |
|---|---|---|---|---|---|
| 0 | 0.3 | 0.3 | 0.4 | 0.4 | ±3 |
| 45 | 45.4 | 0.4 | 45.5 | 0.5 | ±3 |
| 90 | 89.6 | -0.4 | 89.7 | -0.3 | ±3 |
| 135 | 134.6 | -0.4 | 134.7 | -0.3 | ±3 |
| 180 | 179.1 | -0.9 | 179.2 | -0.8 | ±3 |
| 225 | 224.2 | -0.8 | 224.3 | -0.7 | ±3 |
| 270 | 269.3 | -0.7 | 269.4 | -0.6 | ±3 |
| 315 | 316.8 | 1.8 | 316.9 | 1.9 | ±3 |
| Avg | | -0.1 | | | |

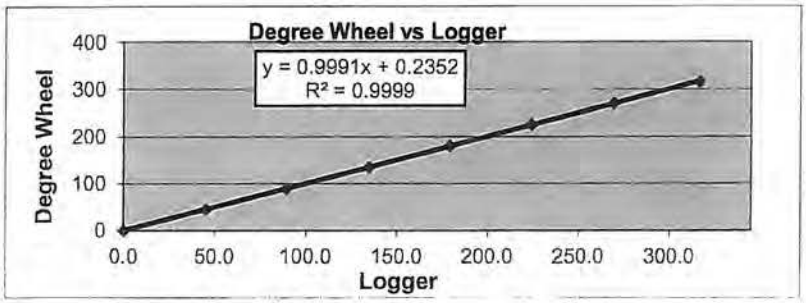

**Ambient Temperature, 2m**

Model: HC2S3-L Serial No: 60749863

Standard Id: HMP45AC - F4910006

**System Linearity Check**

| | Measured (°C) | Logger Reading (°C) | Difference (°C) | Acceptance Criteria |
|---|---|---|---|---|
| 1. | 36.7 | 36.3 | 0.4 | ±0.5 |
| 2. | 36.7 | 36.4 | 0.3 | ±0.5 |
| 3. | 36.6 | 36.4 | 0.2 | ±0.5 |
| 4. | 36.6 | 36.4 | 0.2 | ±0.5 |
| 5. | 36.5 | 36.4 | 0.1 | ±0.5 |
| 6. | 36.6 | 36.3 | 0.3 | ±0.5 |
| 7. | 36.5 | 36.3 | 0.2 | ±0.5 |
| 8. | 36.4 | 36.3 | 0.1 | ±0.5 |
| 9. | 36.3 | 36.2 | 0.1 | ±0.5 |
| 10. | 36.3 | 36.0 | 0.3 | ±0.5 |

**Relative Humidity, 2m**

Model: HC2S3-L Serial No: 60749863

Standard Id: HMP45AC

**System Linearity Check**

| | Measured (%) | Logger Reading (%) | Difference (%) | Acceptance Criteria (%) |
|---|---|---|---|---|
| 1. | 18.2 | 19.0 | 0.8 | ±5 |
| 2. | 18.4 | 19.2 | 0.8 | ±5 |
| 3. | 18.7 | 19.4 | 0.7 | ±5 |
| 4. | 18.8 | 19.6 | 0.8 | ±5 |
| 5. | 19.0 | 19.6 | 0.6 | ±5 |
| 6. | 19.3 | 20.0 | 0.7 | ±5 |
| 7. | 19.7 | 20.4 | 0.7 | ±5 |
| 8. | 19.7 | 20.5 | 0.8 | ±5 |
| 9. | 19.8 | 20.6 | 0.8 | ±5 |
| 10. | 20.0 | 20.7 | 0.7 | ±5 |

**Delta Temperature, 2m, 10m**

Model: 41342 Serial No (2m): 20208

Standard Id: 4681 Serial No (10m): 20213

System Linearity Check

| | Standard (°C) | 2m Temp (°C) | 10m Temp (°C) | Difference 2m Temp [1] (°C) | Difference 10m Temp [1] (°C) | Difference Delta T [2] (°C) |
|---|---|---|---|---|---|---|
| Bath 1 | 2.80 | 2.50 | 2.60 | 0.30 | 0.20 | 0.10 |
| Bath 2 | 35.50 | 35.50 | 35.60 | 0.00 | 0.10 | 0.10 |
| Bath 3 | 39.60 | 39.70 | 39.80 | 0.10 | 0.20 | 0.10 |

1. The acceptance criteria for deviation from the standard for both upper and lower temperatures is ± 0.5
2. The acceptance criteria for deviation from the standard for delta temperatures is ± 0.1

**Barometric Pressure, 2m**

Model: PTB110 Serial No: G0770076

Standard Id: PTB110

System Linearity Check

| | Measured (mmHg) | Logger Reading (mmHg) | Difference (mmHg) | Acceptance Criteria (mmHg) |
|---|---|---|---|---|
| 1. | 653.6 | 651.6 | 2.0 | ±2.3 |
| 2. | 653.6 | 651.6 | 2.0 | ±2.3 |
| 3. | 653.6 | 651.6 | 2.0 | ±2.3 |
| 4. | 653.6 | 651.6 | 2.0 | ±2.3 |

**SOLAR RADIATION, 2m**

Model: CMP-3 Serial No: 115422 Standard Serial No: LCPY55827

System Linearity Check

| | Standard ($w/m^2$) | Logger Reading ($w/m^2$) | Difference ($w/m^2$) | Acceptance Criteria |
|---|---|---|---|---|
| 1. | 257.6 | 258.8 | 1.2 | ± 25 $W/m^2$ or 10% |
| 2. | 258.0 | 257.2 | 0.8 | ± 25 $W/m^2$ or 10% |
| 3. | 260.8 | 264.7 | 3.9 | ± 25 $W/m^2$ or 10% |
| 4. | 263.6 | 266.4 | 2.8 | ± 25 $W/m^2$ or 10% |
| 5. | 269.2 | 271.1 | 1.9 | ± 25 $W/m^2$ or 10% |
| 6. | 272.2 | 278.6 | 6.4 | ± 25 $W/m^2$ or 10% |
| 7. | 282.8 | 288.4 | 5.6 | ± 25 $W/m^2$ or 10% |
| 8. | 296.7 | 296.9 | 0.2 | ± 25 $W/m^2$ or 10% |
| 9. | 297.7 | 299.9 | 2.2 | ± 25 $W/m^2$ or 10% |
| 10. | 300.5 | 299.3 | 1.2 | ± 25 $W/m^2$ or 10% |
| | | Avg | 2.6 | |

**PRECIPITATION**

Model: 52202 Serial No: TB8721

System Linearity Check

| | Water (cc) | Calculated Target* (inches) | Logger Reading (inches) | Difference (inches) |
|---|---|---|---|---|
| 1. | 2.00 | 0.004 | 0.004 | 0.000 |
| 2. | 2.20 | 0.004 | 0.004 | 0.000 |
| 3. | 2.00 | 0.004 | 0.004 | 0.000 |
| 4. | 2.00 | 0.004 | 0.004 | 0.000 |
| 5. | 2.00 | 0.004 | 0.004 | 0.000 |
| 6. | 2.20 | 0.004 | 0.004 | 0.000 |
| 7. | 2.20 | 0.004 | 0.004 | 0.000 |
| 8. | 2.00 | 0.004 | 0.004 | 0.000 |
| 9. | 2.20 | 0.004 | 0.004 | 0.000 |
| 10. | 2.20 | 0.004 | 0.004 | 0.000 |
| Total | 21.00 | 0.042 | 0.040 | 0.002 |

Reading taken from final storage for period averaged data = 0.040 inches

*Target (RM Young gauge) = water (cc)/2.01* 0.004 (inches)

**COMMENTS**

Comparison between the Standard and Actual Solar Radiation senor
while shaded: STD= 0.6 W/m2 , Actual= 2.8 W/m2,
Difference = 2.2 W/m2

# East Plant BAM-1020 $PM_{2.5}$ Audit Sheet

| | | | |
|---|---|---|---|
| **Model:** | BAM-1020 | **Serial Number:** | M3193 |
| **Audit Date:** | 07/10/2012 | **Audited By:** | K. DeHenau |
| **Audit Time:** | 1730hrs | | |

Firmware: 3236-06 V3.6.3

| **Flow Audits** | | | | | | |
|---|---|---|---|---|---|---|
| **Flow Reference Standard Used:** | Model: | Delta Cal | Serial No: | 1103 | Calibration Date: | 4/9/2011 |
| **Temperature Standard Used:** | Model: | Delta Cal | Serial No: | 1103 | Calibration Date: | 4/9/2011 |
| **Barometric Pressure Standard Used:** | Model: | Delta Cal | Serial No: | 1103 | Calibration Date: | 4/9/2011 |

| **Leak Check Value:** | as found: | 0.2 LPM | Should Be: <1.0 | as left: | 0.2 LPM | Should Be: <1.0 |
|---|---|---|---|---|---|---|

| | | BAM | Ref. Std. | | BAM | Ref. Std. | | |
|---|---|---|---|---|---|---|---|---|
| **Ambient Temperature (°C):** | as found: | 36.6 | 33.0 | as left: | 32.8 | 32.9 | Adjusted | x |
| **Barometric Pressure (mmHg):** | as found: | 650 | 652 | as left: | 652 | 652 | Adjusted | x |
| **Flow Rate (15.0 LPM):** | as found: | 15.0 | 15.0 | as left: | 15.0 | 14.9 | Adjusted | x |
| **Flow Rate (18.4 LPM):** | as found: | 18.4 | 17.9 | as left: | 18.4 | 18.31 | Adjusted | x |
| **Flow Rate (16.7 LPM):** | as found: | 16.7 | 16.4 | as left: | 16.7 | 16.66 | Adjusted | X |

**Audit Notes:** **Instrument found in a clean, serviceable condition.**

**Mechanical Audits**

| | | | | | | | | | | | |
|---|---|---|---|---|---|---|---|---|---|---|---|
| Pump muffler unclogged: | As found | X | As left | X | PM10 particle trap clean: | As found | | As left | X | N/A | |
| Sample nozzle clean: | As found | | As left | X | PM10 drip jar empty: | As found | X | As left | X | N/A | |
| Tape support vane clean: | As found | | As left | X | PM10 bug screen clear: | As found | X | As left | X | N/A | |
| Capstan shaft clean: | As found | | As left | X | PM2.5 particle trap clean: | As found | | As left | X | N/A | |
| Rubber pinch rollers clean: | As found | | As left | X | Inlet tube water-tight seal OK: | As found | X | As left | X | | |
| on | As found | X | As left | X | Inlet tube perpendicular to BAM: | As found | X | As left | x | | |

**Signature:** Keith DeHenau

# East Plant BAM-1020 $PM_{10}$ Audit Sheet

| | | | |
|---|---|---|---|
| **Model:** | BAM-1020 | **Serial Number:** | M8712 |
| **Audit Date:** | 07/10/2012 | **Audited By:** | K. DeHenau |
| **Audit Time:** | 1730hrs | | |

Firmware: 3236-06 V3.6.3

| **Flow Audits** | | | | | | |
|---|---|---|---|---|---|---|
| **Flow Reference Standard Used:** | Model: | Delta Cal | Serial No: | 1103 | Calibration Date: | 4/9/2012 |
| **Temperature Standard Used:** | Model: | Delta Cal | Serial No: | 1103 | Calibration Date: | 4/9/2012 |
| **Barometric Pressure Standard Used:** | Model: | Delta Cal | Serial No: | 1103 | Calibration Date: | 4/9/2012 |

| | | | | | | |
|---|---|---|---|---|---|---|
| **Leak Check Value:** | as found: | 0.2 LPM | Should Be: <1.0 | as left: | 0.2 LPM | Should Be: <1.0 |

| | | BAM | Ref. Std. | | BAM | Ref. Std. | | |
|---|---|---|---|---|---|---|---|---|
| **Ambient Temperature (°C):** | as found: | 36.7 | 32.2 | as left: | 32.1 | 32.1 | Adjusted | X |
| **Barometric Pressure (mmHg):** | as found: | 653 | 653 | as left: | 653 | 653 | Adjusted | X |
| **Flow Rate (15.0 LPM):** | as found: | 15.0 | 14.6 | as left: | 15.0 | 14.99 | Adjusted | X |
| **Flow Rate (18.4 LPM):** | as found: | 18.4 | 17.89 | as left: | 18.4 | 18.47 | Adjusted | X |
| **Flow Rate (16.7 LPM):** | as found: | 16.7 | 16.2 | as left: | 16.7 | 16.7 | Adjusted | X |

**Audit Notes:** **Monitor found in a very clean, serviceable condition.**

## Mechanical Audits

| | | | | | | | | | | | |
|---|---|---|---|---|---|---|---|---|---|---|---|
| Pump muffler unclogged: | As found | X | As left | X | PM10 particle trap clean: | As found | | As left | X | N/A | |
| Sample nozzle clean: | As found | | As left | X | PM10 drip jar empty: | As found | | As left | X | N/A | |
| Tape support vane clean: | As found | | As left | X | PM10 bug screen clear: | As found | X | As left | X | N/A | |
| Capstan shaft clean: | As found | | As left | X | PM2.5 particle trap clean: | As found | | As left | | N/A | X |
| Rubber pinch rollers clean: | As found | | As left | X | Inlet tube water-tight seal OK: | As found | X | As left | X | | |
| Chassis ground wire installed: | As found | X | As left | X | Inlet tube perpendicular to BAM: | As found | X | As left | x | | |

**Signature:** Keith DeHenau

AIR SCIENCES INC.

# Resolution EAST

## $SO_2$ Monitoring Form

**Site Operator: R. Attridge** **Date: 07-11-2012**

| | | |
|---|---|---|
| Sampler Make /Model | | T100 |
| Sampler SN | | 193 |
| Dilution Calibrator Model/SN | Primary | T700/ 191 |
| | Transfer | N/A |

| | |
|---|---|
| Instrument Check Start Time | 0930 |
| Instrument Check Stop Time | 1400 |
| Filter Replacement Y/N | No |
| Shelter Temp (5 to 40 °C) | 25.9 |
| Instrument Range | 500 ppb |
| Source Gas Conc. | 40 ppm |

### Level 1 Zero/Span (once every 2 weeks)

Check the Zero/ Span with the T700 Dynamic Dilution Calibrator.

| Target Dilution (PPB) | $SO_2$ Response (PPB) | Final $SO_2$ Response (PPB) | Acceptance Criteria (PPB) | Adjustment Required? Y/N |
|---|---|---|---|---|
| Zero Air | 0.000 | 0.330 | ≤ ± 3% of Full Scale (± 15 PPB) | N |
| 100 | 100.000 | 100.300 | ≤ ± 10% (90 to 110 PPB) | N |

### Check the real time Analog vs. Digital Converter:

| Target Dilution (PPB) | T100 Response (PPB) | CR3000 Response (PPB) | Acceptance Criteria (PPB) | Adjustment Required? Y/N |
|---|---|---|---|---|
| Zero Air | 0.330 | 0.080 | ± 2 | N |
| 100 | 100.300 | 100.400 | ± 2 | N |

### Verify Instrument Parameters:

| | | | |
|---|---|---|---|
| Sample Flow (450 ± 45 cc/ min) | 483 | Sample Press. (Ambient ± 2 in-Hg) | 23 |
| UV Lamp (1000 – 4800 mV) | 3361.0 | Lamp Ratio (30 – 120%) | 93.8 |
| Slope (1 ± 0.3) | 1.257 | BOX Temp. (Ambient ± 5° C) | 29.9 |
| Offset (< 250 mV) | 16.7 | HVPS (400 – 900 V) | 571 |

### Operator comments/ observations:

**Operator Signature:**

## Multipoint Calibration (Quarterly, or as needed):

Check the analyzer response over 0 – 500 ppb range with the Dilution Calibrator.

*Primary Standard:*

| Target (PPB) | Actual Generated $SO_2$ (PPB) | $SO_2$ Response (PPB) | Best Fit Line (PPB) | Acceptable Criteria (± 2% from BFL) |
|---|---|---|---|---|
| Zero Air | 0.0 | 0.330 | 0.111 | PASS, < 2% FS |
| 100 | 100.0 | 100.3 | 100.426 | PASS, 0.1% |
| 200 | 200.0 | 200.5 | 200.741 | PASS, 0.1% |
| 300 | 301.0 | 302.0 | 302.059 | PASS, 0.0% |
| 400 | 400.0 | 400.4 | 401.371 | PASS, 0.2% |
| 500 | 501.0 | 503.5 | 502.689 | PASS, 0.2% |

Best Fit Line (BFL)
$Y = 1.0032x + 0.1107$
$R^2 = 0.99999$

*Transfer Standard:*

| Target (PPB) | Actual Generated $SO_2$ (PPB) | $SO_2$ Response (PPB) | Best Fit Line (PPB) | Acceptable Criteria (± 2% from BFL) |
|---|---|---|---|---|
| Zero Air | | | | |
| 100 | | | | |
| 200 | | | | |
| 300 | | | | |
| 400 | | | | |
| 500 | | | | |

Best Fit Line (BFL)
Y =
$R^2$ =

## Operator Comments/ Observations:

The $SO_2$ Multipoint Audit did not utilize the 700E Transfer Standard Dilution Calibrator during this visit.

**Operator Signature (Date and Time):** 7/11/12

AIR SCIENCES INC.

DENVER • PORTLAND

# Resolution EAST

## $O_3$ Monitoring Form

**Site Operator: R. Attridge** **Date: 07-11-2012**

| | | |
|---|---|---|
| Sampler Make /Model | | T400 |
| Sampler SN | | 224 |
| Dilution Calibrator Model/SN | Primary | T700/ 191 |
| | Transfer | 700E/ 1098 |

| | |
|---|---|
| Instrument Check Start Time | 0800 |
| Instrument Check Stop Time | 1400 |
| Filter Replacement Y/N | No |
| Shelter Temp (5 to 40 °C) | 26.6 |
| Instrument Range | 500 ppb |

### Level 1 Zero/Span (once every 2 weeks)

Check the Zero/ Span ppb with the T700 Dynamic Dilution Calibrator.

| Target Dilution (PPB) | $O_3$ Response (PPB) | Final $O_3$ Response (PPB) | Acceptance Criteria (PPB) | Adjustment Required? Y/N |
|---|---|---|---|---|
| Zero Air | 0.000 | 0.580 | ≤ ± 2% of Full Scale (± 10 PPB) | N |
| 100 | 101.000 | 104.200 | ≤ ± 7% (93 to 107 PPB) | N |

### Check the real time Analog vs. Digital Converter:

| Target Dilution (PPB) | T400 Response (PPB) | CR3000 Response (PPB) | Acceptance Criteria (PPB) | Adjustment Required? Y/N |
|---|---|---|---|---|
| Zero Air | 0.580 | 0.530 | ± 2 | N |
| 100 | 104.200 | 105.600 | ± 2 | N |

### Verify Instrument Parameters:

| | | | |
|---|---|---|---|
| Sample Flow (550 ± 55 cc/ min) | 560 | Sample Temp. (10 - 50°C) | 37.7 |
| Photo Lamp (58 ± 1°C) | 58.0 | BOX Temp. (30 ± 20°C) | 24.8 |
| Slope (1 ± 0.15) | 1.007 | $O_3$ Measure (2500 – 4800 mV) | 4205.2 |
| Offset (0.0 ± 5 PPB) | 3.1 | $O_3$ Reference (2500 – 4800 mV) | 4207.4 |

### Operator comments/ observations:

**Operator Signature:**

## Multipoint Calibration (Quarterly, or as needed):

Check the analyzer response over 0 – 500 ppb range with the Dilution Calibrator.

*Primary Standard:*

| Target (PPB) | Actual Generated $O_3$ (PPB) | $O_3$ Response (PPB) | Best Fit Line (PPB) | Acceptable Criteria (± 2% from BFL) |
|---|---|---|---|---|
| Zero Air | 0.0 | 0.8 | 1.6 | PASS, < 2% FS |
| 100 | 102.0 | 100.9 | 102.5 | PASS, 1.6% |
| 200 | 202.0 | 201.3 | 201.5 | PASS, 0.1% |
| 300 | 302.0 | 300.7 | 300.4 | PASS, 0.1% |
| 400 | 402.0 | 402.7 | 399.4 | PASS, 0.8% |
| 500 | 502.0 | 495.5 | 498.3 | PASS, 0.6% |

Best Fit Line (BFL)
$Y = 0.9896x + 1.5739$
$R^2 = 0.99986$

*Target Standard:*

| Target (PPB) | Actual Generated $O_3$ (PPB) | $O_3$ Response (PPB) | Best Fit Line (PPB) | Acceptable Criteria (± 2% from BFL) |
|---|---|---|---|---|
| Zero Air | 0.000 | 0.580 | 0.257 | PASS, < 2% FS |
| 100 | 100.000 | 100.400 | 100.261 | PASS, 0.1% |
| 200 | 200.000 | 201.300 | 200.266 | PASS, 0.5% |
| 300 | 300.000 | 299.500 | 300.270 | PASS, 0.3% |
| 400 | 400.000 | 400.200 | 400.274 | PASS, 0.0% |
| 500 | 500.000 | 500.800 | 500.279 | PASS, 0.1% |

Best Fit Line (BFL)
$Y = 1.0x + 0.2571$
$R^2 = 0.99999$

**Operator Comments/ Observations:**

The Primary Standard Dilution Calibrator T700 took a significant amount of time to stabilize between each span during the Multipoint Calibration.

**Operator Signature (Date and Time):** 7/11/12

AIR SCIENCES INC.

DENVER & PORTLAND

# Resolution EAST

## $NO_x$ Monitoring Form

**Site Operator: R. Attridge** **Date: 07-11-2012**

| | | |
|---|---|---|
| Sampler Make /Model | | T200 |
| Sampler SN | | 197 |
| Dilution Calibrator Model/SN | Primary | T700/191 |
| | Transfer | 700E/1098 |

| | |
|---|---|
| Instrument Check Start Time | 1130 |
| Instrument Check Stop Time | 1400 |
| Filter Replacement Y/N | NO |
| Shelter Temp (5 to 40 °C) | 24.9 |
| Instrument Range | 500 ppb |
| Source Gas Conc. | 40 ppm NO |

**Level 1 Zero/ Span (once every 2 weeks)**
**Check the Zero/ Span with the T700 Dynamic Dilution Calibrator:**

| Target Dilution (PPB) | NO Response (PPB) | $NO_2$ Response (PPB) | $NO_x$ Response (PPB) | Final $NO_x$ Response (PPB) | Acceptance Criteria (PPB) | Adjustment Required? Y/N |
|---|---|---|---|---|---|---|
| Zero Air | -0.3 | -1.3 | -1.4 | 0.2 | ± 3% of full scale (± 15 PPB) | N |
| 100 PPB | 95.3 | 1.6 | 97.0 | 97.3 | ≤ ± 10% (90 to 110 PPB) | N |

**Check the real time Analog vs. Digital Converter:**

| Target Dilution (PPB) | T200 Response (PPB) | | CR3000 Response (PPM) | | Acceptance Criteria (PPB) | Adjustment Required? Y/N |
|---|---|---|---|---|---|---|
| Zero Air | NO | -0.300 | NO | -0.21 | ± 2 | N |
| | $NO_2$ | -1.300 | $NO_2$ | -0.13 | | |
| | $NO_x$ | -1.400 | $NO_x$ | -0.16 | | |
| 400 | NO | 95.300 | NO | 95.21 | ± 2 | N |
| | $NO_2$ | 1.600 | $NO_2$ | 1.52 | | |
| | $NO_x$ | 97.000 | $NO_x$ | 97.02 | | |

**Verify Instrument Parameters:**

| | | | |
|---|---|---|---|
| Sample Flow (500 ± 50 cc/min) | 495 | Moly Temp. (315 ± 5°C) | 315.7 |
| Ozone Flow (80 ± 15 cc/ min) | 76 | HVPS (400 – 900 V) | 600 |
| $NO_x$ Slope (1 ± 0.3) | 1.111 | NO Slope (1 ± 0.3) | 1.083 |

| | | | |
|---|---|---|---|
| $NO_x$ Offset (0 ± 100) | 7.9 | NO Offset (0 ± 100) | 0.1 |

**Operator comments/ observations:**

_____

_____

_____

**Operator Signature:**

_____

_____

_____

**Multipoint Calibration (Quarterly, or as needed):**
Check the analyzer response over 0 – 500 ppb range with the Dilution Calibrator.

*Primary Standard:*

| Target (PPB) | Actual Generated T200 (PPB) | NO Response | $NO_2$ Response | $NO_x$ Response | Best Fit Line | Acceptable Criteria (± 2% from BFL) |
|---|---|---|---|---|---|---|
| Zero Air | 0 | -0.3 | -1.3 | -1.4 | -1.7 | PASS, 0 ± 5 |
| 100 | 100 | 95.3 | 1.6 | 97.0 | 98.7 | PASS, 1.7% |
| 200 | 200 | 195.6 | 4.2 | 199.0 | 199.0 | PASS, 0.3% |
| 300 | 300 | 294.4 | 7.2 | 301.6 | 299.4 | PASS, 0.7% |
| 400 | 400 | 388.9 | 9.4 | 398.4 | 399.8 | PASS, 0.3% |
| 500 | 501 | 491.2 | 9.8 | 501.0 | 501.2 | PASS, 0.0% |

Best Fit Line (BFL)
$Y = 1.0037x + -1.7181$
$R^2 = 0.99994$

*Transfer Standard:*

| Target (PPB) | Actual Generated T200 (PPB) | NO Response | $NO_2$ Response | $NO_x$ Response | Best Fit Line | Acceptable Criteria (± 2% from BFL) |
|---|---|---|---|---|---|---|
| Zero Air | 0 | 1.4 | 1.3 | 2.7 | 0.7 | PASS, 0 ± 5 |
| 100 | 104 | 101.6 | 2.0 | 102.1 | 104.1 | PASS, 1.9% |
| 200 | 203 | 198.2 | 1.7 | 199.9 | 202.5 | PASS, 1.3% |
| 300 | 303 | 304.1 | -0.3 | 304.2 | 301.9 | PASS, 0.7% |
| 400 | 403 | 402.3 | -0.2 | 402.3 | 401.3 | PASS, 0.2% |
| 500 | 503 | 500.1 | -0.3 | 500.1 | 500.8 | PASS, 0.1% |

Best Fit Line (BFL)
$Y = 0.9942x + 0.6767$
$R^2 = 0.99988$

**Operator comments/ observations:**

None.

**Operator Signature (Date and Time):** RAtty 7/11/12



# Audit Report

## West Plant Meteorological and Particulate Monitoring System

PREPARED FOR:
**RESOLUTION COPPER COMPANY**

PROJECT 262-5
JULY 2012

# CONTENTS PAGE

1.0 Introduction ..... 1
2.0 System Description ..... 3
3.0 Audit Methodology ..... 4
3.1 Meteorological Sensor Audit Procedures ..... 4
3.2 Particulate Matter Audit Procedures ..... 5
4.0 Results and Recommendations ..... 6

**Tables**

Table 1. Sensor Installation Heights ..... 3

**Figures**

Figure 1: Project Location Map – East Plant and West Plant Monitoring Station Locations ..... 2

**Appendices**

Appendix A: Audit Forms

# 1.0 INTRODUCTION

On July 10, 2012, an audit of the meteorological and particulate systems at the West Plant, near Superior, AZ was performed. The West Plant site is operated by Resolution Copper Company, and is located in Superior approximately one quarter mile west of the administration buildings. The audit was conducted in accordance with the following guideline documents:

- Quality Assurance Handbook for Air Pollution Measurement Systems, Volume II:Ambient Air Quality Monitoring Program (EPA-454/B-08-003, December 2008)
- Quality Assurance Handbook of Air Pollution Measurement Systems, Volume IV: Meteorological Measurements (EPA-454/B-08-002, March 2008)
- Code of Federal Regulations (40 CFR Parts 50 and 58)
- Ambient Monitoring Guidelines for Prevention of Significant Deterioration (PSD) (EPA-450/4-87-007, May 1987)
- Meteorological Monitoring Guidance for Regulatory Modeling Applications (EPA-454/R-99-005, February 2000)

**Figure 1: Project Location Map – East Plant and West Plant Monitoring Station Locations**

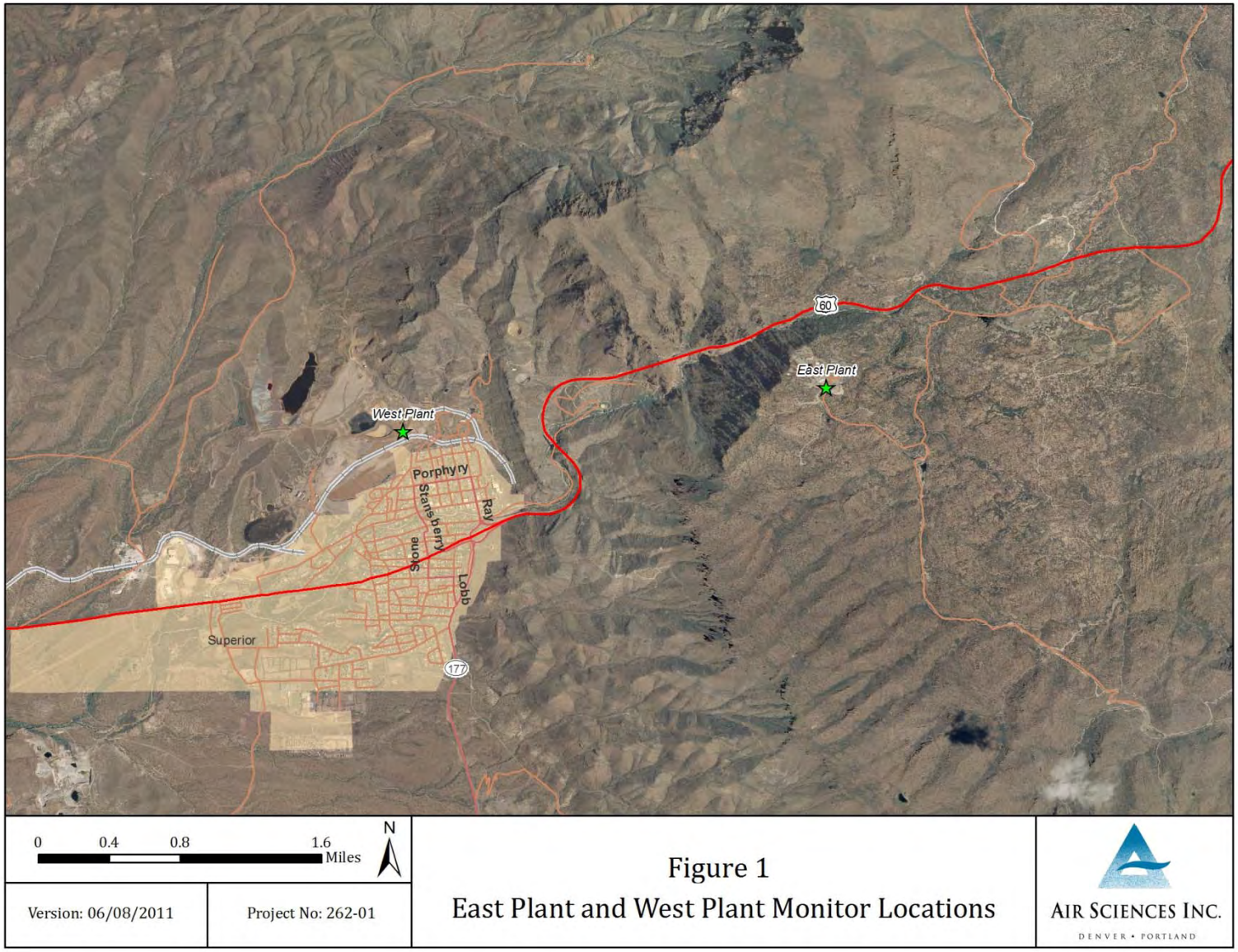

# 2.0 SYSTEM DESCRIPTION

Meteorological sensors and particulate analzyers present at the site include wind speed, wind direction, ambient temperature, vertical height temperature difference (delta temperature), solar radiation, relative humidity, precipitation, barometric pressure, and particulate matter less than 10 and 2.5 microns in diameter ($PM_{10}$ & $PM_{2.5}$).

A 35-foot, open-lattice, aluminum drop tower and a 8 x 2 x 2 climate controlled shelter is located on-site, with the instrumentation listed in Table 1 mounted at various heights (as measured from ground-level).

**Table 1. Sensor Installation Heights**

| Parameter | Approximate Height (meters) |
|---|---|
| Wind Speed | 10 |
| Wind Direction | 10 |
| Ambient Temperature | 2 |
| Delta Temperature* | 2, 10 |
| Solar Radiation | 2 |
| Relative Humidity | 2 |
| Precipitation | 1 |
| Barometric Pressure | 1.5 |
| $PM_{10}$ | 2 |
| $PM_{2.5}$ | 2 |

* Temperature difference of the upper and lower aspirated temperatures

# 3.0 AUDIT METHODOLOGY

This section provides the audit procedures for the meteorological, particulate, and ambient gas instrumentation at the west monitoring site. Copies of the completed audit forms for each parameter are included in Appendix A.

## 3.1 Meteorological Sensor Audit Procedures

The wind speed sensor audit was performed by rotating the sensor shaft using a DC-powered variable-speed motor equipped with an optical encoder output referenced to a crystal oscillator. A target sensor speed was calculated based on the audit rotational speed and compared to the instantaneous datalogger reading. An R.M. Young Torque Disc was used to measure the anemometer starting torque. All data were recorded on a standardized form.

The audit of the wind direction system was performed by aligning the tail vane of the sensor to its mounting cross-arm. A Brunton Precision Magnetic Compass (BPMC) mounted on a tripod was used to establish the orientation of the cross-arm using the Magnetic Declination Method.[1] With the wind direction sensor oriented along the axis of the cross-arm, the sensor response was compared to the BPMC-measured value and recorded on a standardized form. The potentiometer linearity was checked by recording the system response at 45-degree intervals over the operating range of the system. Data were recorded on a standardized form.

The ambient temperature sensor audit was performed by comparing the temperature sensor in-situ to a NIST-traceable[2] temperature sensor. Both thermometer and datalogger readings were recorded on a standardized form.

The differential temperature sensor audit was performed by immersing both temperature sensors in a series of three water baths within the range of the temperature sensors. Positive and negative temperature differentials were checked by immersing the sensors in separate water baths. All cabling and associated wiring remained intact for the audit of both sensors. A Precision Temperature Sensor was used to measure the bath temperatures. All audit data were recorded on standardized forms.

The solar radiation sensor audit was performed by comparing the sensor in-situ to a calibrated pyranometer wired to an independent datalogger. Both the standard and the datalogger readings were recorded on a standardized form.

The relative humidity sensor audit was performed by comparing the humidity sensor in-situ to a NIST-traceable humidity sensor. Both the standard and datalogger readings were recorded on a standardized form.

---

[1] Refer to section 2.5.2.2 of the Quality Assurance Handbook for Air Pollution Measurement Systems, Volume IV: Version 2.0, March 2008, for more details.

[2] National Institute of Standards and Technology

The precipitation gauge was calibrated by employing a graduated syringe and distilled water. The volume of water required to cause the tipping bucket to activate was measured repeatedly, averaged, and compared to the calculated value for the activation. All volumes were recorded on a standardized form.

The barometric pressure sensor audit was performed by comparing the sensor in-situ to a NIST-traceable barometric pressure standard. Both the standard and datalogger readings were recorded on a standardized form.

## 3.2 Particulate Matter Audit Procedures

The BAM 1020 $PM_{10}$ and BAM 1020 $PM_{2.5}$ monitors were assessed and audited by comparing and then adjusting the temperature, barometric pressure, and internal flow to a certified deltaCal Volumetric Air Flow Calibrator. All required maintenance was performed on the instrument to assure optimal operations. The temperature, barometric pressure, and flow output readings from the deltaCal and the instrument were recorded on a standardized form.

# 4.0 RESULTS AND RECOMMENDATIONS

All instruments and sensors were within their recommended tolerance parameters at the Resolution Copper West Plant monitoring site.

# Appendix A: Audit Forms

# METEOROLOGICAL CALIBRATION DATA

AIR SCIENCES INC.

DENVER • PORTLAND

**Client :** Resolution Copper Company
**Job No. :** 262-7-03
**Site :** West Plant
**Date :** 7/10/2012
**Time:** 1330-1500
**Auditors:** R. Attridge, K. DeHenau

**Data Logger**
**Model :** CR3000
**Serial No :** 6590

**WIND SPEED, 10m**

Model: 05305 Calibration Motor No.: CA 03393

Serial No: 112952 Calibration Disk No.: 1

**System Linearity Check**

| | Input rpm | Target* m/s | Logger Reading m/s | Difference m/s | Acceptance Criteria |
|---|---|---|---|---|---|
| 1. | 0.0 | 0.00 | 0.00 | 0.00 | 0.0 |
| 2. | 200.0 | 1.02 | 1.02 | 0.00 | 0.3 |
| 3. | 400.0 | 2.05 | 2.05 | 0.00 | 0.3 |
| 4. | 600.0 | 3.07 | 3.07 | 0.00 | 0.4 |
| 5. | 800.0 | 4.10 | 4.10 | 0.00 | 0.4 |
| 6. | 1000.0 | 5.12 | 5.12 | 0.00 | 0.5 |
| 7. | 2000.0 | 10.24 | 10.24 | 0.00 | 0.7 |
| 8. | 3000.0 | 15.36 | 15.36 | 0.00 | 1.0 |
| 9. | 4000.0 | 20.48 | 20.48 | 0.00 | 1.2 |
| 10. | 5000.0 | 25.60 | 25.60 | 0.00 | 1.5 |

RM Young
*Target (m/s) = rpm x 0.00512

**Bearing Torque Test (Passing 0.5 m/s = 0.4 g-cm)**

Clockwise 0.2 g-cm

Counterclockwise 0.2 g-cm

**WIND DIRECTION, 10m**

Model: 05305 Serial No: 112952 Compass No.: 5080695331

**System Linearity Check** Declination = 10 East

| Orientation | Compass (Degrees) | Target (Degrees) | Logger Reading (Degrees) | Difference (Degrees) | Acceptance Criteria |
|---|---|---|---|---|---|
| 1. Vane | 350.0 | 340.0 | 341.5 | 1.5 | ±5 |
| Tail | 170.0 | 160.0 | 157.7 | -2.3 | ±5 |

| | Initial Logger (Degrees) | Difference (Degrees) | Corrected Logger (Degrees) | Difference (Degrees) | Acceptance Criteria |
|---|---|---|---|---|---|
| 0 | 0.1 | 0.1 | 0.2 | 0.2 | ±3 |
| 45 | 45.8 | 0.8 | 45.9 | 0.9 | ±3 |
| 90 | 88.8 | -1.2 | 88.9 | -1.1 | ±3 |
| 135 | 133.7 | -1.3 | 133.8 | -1.2 | ±3 |
| 180 | 180.0 | 0.0 | 180.1 | 0.1 | ±3 |
| 225 | 225.0 | 0.0 | 225.1 | 0.1 | ±3 |
| 270 | 270.1 | 0.1 | 270.2 | 0.2 | ±3 |
| 315 | 315.4 | 0.4 | 315.5 | 0.5 | ±3 |
| | Avg | -0.1 | | | |

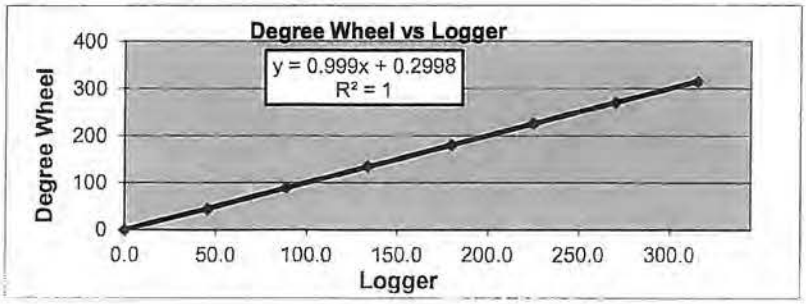

**Ambient Temperature, 2m**

Model: HC2S3-L Serial No: 60749962

Standard Id: HMP45AC - F4910006

System Linearity Check

| | Measured (°C) | Logger Reading (°C) | Difference (°C) | Acceptance Criteria |
|---|---|---|---|---|
| 1. | 42.2 | 40.7 | 1.5 | ±0.5 |
| 2. | 41.9 | 40.5 | 1.4 | ±0.5 |
| 3. | 41.9 | 40.5 | 1.4 | ±0.5 |
| 4. | 41.9 | 40.6 | 1.3 | ±0.5 |
| 5. | 42.0 | 40.7 | 1.3 | ±0.5 |
| 6. | 42.0 | 40.7 | 1.3 | ±0.5 |
| 7. | 42.2 | 40.8 | 1.4 | ±0.5 |
| 8. | 42.3 | 40.8 | 1.5 | ±0.5 |
| 9. | 42.4 | 40.8 | 1.6 | ±0.5 |
| 10. | 42.5 | 40.9 | 1.6 | ±0.5 |

**Relative Humidity, 2m**

Model: HC2S3-L Serial No: 60749962

Standard Id: HMP45AC

System Linearity Check

| | Measured (%) | Logger Reading (%) | Difference (%) | Acceptance Criteria (%) |
|---|---|---|---|---|
| 1. | 13.0 | 15.2 | 2.2 | ±5 |
| 2. | 12.6 | 14.5 | 1.9 | ±5 |
| 3. | 13.0 | 14.7 | 1.7 | ±5 |
| 4. | 13.4 | 14.9 | 1.5 | ±5 |
| 5. | 13.0 | 15.0 | 2.0 | ±5 |
| 6. | 13.1 | 14.6 | 1.5 | ±5 |
| 7. | 13.4 | 14.8 | 1.4 | ±5 |
| 8. | 14.9 | 15.0 | 0.1 | ±5 |
| 9. | 14.5 | 16.3 | 1.8 | ±5 |
| 10. | 14.8 | 15.2 | 0.4 | ±5 |

**Delta Temperature, 2m, 10m**

Model: 41342 Serial No (2m): 20205

Standard Id: 4681 Serial No (10m): 20211

System Linearity Check

| | Standard (°C) | 2m Temp (°C) | 10m Temp (°C) | Difference 2m Temp [1] (°C) | Difference 10m Temp [1] (°C) | Difference Delta T [2] (°C) |
|---|---|---|---|---|---|---|
| Bath 1 | 0.76 | 0.78 | 0.77 | 0.02 | 0.01 | 0.01 |
| Bath 2 | 35.19 | 34.92 | 34.92 | 0.27 | 0.27 | 0.00 |
| Bath 3 | 40.66 | 40.43 | 40.39 | 0.23 | 0.27 | 0.04 |

1. The acceptance criteria for deviation from the standard for both upper and lower temperatures is ± 0.5

2. The acceptance criteria for deviation from the standard for delta temperatures is ± 0.1

**Barometric Pressure, 2m**

Model: PTB110 Serial No: G077076

Standard Id: PTB110

System Linearity Check

| | Measured (mmHg) | Logger Reading (mmHg) | Difference (mmHg) | Acceptance Criteria (mmHg) |
|---|---|---|---|---|
| 1. | 682.1 | 680.0 | 2.1 | ±2.3 |
| 2. | 682.1 | 680.0 | 2.1 | ±2.3 |
| 3. | 682.1 | 680.0 | 2.1 | ±2.3 |
| 4. | 682.1 | 680.0 | 2.1 | ±2.3 |

**SOLAR RADIATION, 2m**

Model: CMP-3 Serial No: 115433 Standard Serial No: LCPY55827

System Linearity Check

| | Standard ($w/m^2$) | Logger Reading ($w/m^2$) | Difference ($w/m^2$) | Acceptance Criteria |
|---|---|---|---|---|
| 1. | 730.8 | 736.6 | 5.8 | ± 25 $W/m^2$ or 10% |
| 2. | 733.4 | 743.1 | 9.7 | ± 25 $W/m^2$ or 10% |
| 3. | 729.4 | 738.9 | 9.5 | ± 25 $W/m^2$ or 10% |
| 4. | 708.3 | 710.5 | 2.2 | ± 25 $W/m^2$ or 10% |
| 5. | 696.3 | 695.9 | 0.4 | ± 25 $W/m^2$ or 10% |
| 6. | 677.4 | 677.7 | 0.3 | ± 25 $W/m^2$ or 10% |
| 7. | 679.6 | 672.0 | 7.6 | ± 25 $W/m^2$ or 10% |
| 8. | 682.4 | 674.3 | 8.1 | ± 25 $W/m^2$ or 10% |
| 9. | 690.8 | 690.1 | 0.7 | ± 25 $W/m^2$ or 10% |
| 10. | 698.5 | 703.9 | 5.4 | ± 25 $W/m^2$ or 10% |
| | | Avg | 5.0 | |

**PRECIPITATION**

Model: 52202 Serial No: TB8730

System Linearity Check

| | Water (cc) | Calculated Target* (inches) | Logger Reading (inches) | Difference (inches) |
|---|---|---|---|---|
| 1. | 2.00 | 0.004 | 0.004 | 0.000 |
| 2. | 2.20 | 0.004 | 0.004 | 0.000 |
| 3. | 2.00 | 0.004 | 0.004 | 0.000 |
| 4. | 2.20 | 0.004 | 0.004 | 0.000 |
| 5. | 2.00 | 0.004 | 0.004 | 0.000 |
| 6. | 2.20 | 0.004 | 0.004 | 0.000 |
| 7. | 1.80 | 0.004 | 0.004 | 0.000 |
| 8. | 2.00 | 0.004 | 0.004 | 0.000 |
| 9. | 1.80 | 0.004 | 0.004 | 0.000 |
| 10. | 2.00 | 0.004 | 0.004 | 0.000 |
| Total | 20.20 | 0.040 | 0.040 | 0.000 |

Reading taken from final storage for period averaged data = 0.040 inches

*Target (RM Young gauge) = water (cc)/2.01* 0.004 (inches)

**COMMENTS**

# West Plant BAM-1020 $PM_{2.5}$ Audit Sheet

| | | | |
|---|---|---|---|
| **Model:** | **BAM-1020** | **Serial Number:** | M3193 |
| **Audit Date:** | 07/10/2012 | **Audited By:** | R. Attridge |
| **Audit Time:** | 0915hrs | | |

Firmware: 3236-06 V3.6.3

| **Flow Audits** | | | | | | |
|---|---|---|---|---|---|---|
| **Flow Reference Standard Used:** | Model: | Delta Cal | Serial No: | 1103 | Calibration Date: | 4/9/2011 |
| **Temperature Standard Used:** | Model: | Delta Cal | Serial No: | 1103 | Calibration Date: | 4/9/2011 |
| **Barometric Pressure Standard Used:** | Model: | Delta Cal | Serial No: | 1103 | Calibration Date: | 4/9/2011 |

| **Leak Check Value:** | as found: | 0.2 LPM | Should Be: <1.0 | as left: | 0.2 LPM | Should Be: <1.0 |
|---|---|---|---|---|---|---|

| | | BAM | Ref. Std. | | BAM | Ref. Std. | | |
|---|---|---|---|---|---|---|---|---|
| **Ambient Temperature (°C):** | as found: | 38.0 | 36.7 | as left: | 37.0 | 38.2 | Adjusted | X |
| **Barometric Pressure (mmHg):** | as found: | 683 | 683 | as left: | 683 | 683 | Adjusted | |
| **Flow Rate (15.0 LPM):** | as found: | 15.0 | 14.89 | as left: | 15.0 | 14.85 | Adjusted | |
| **Flow Rate (18.4 LPM):** | as found: | 18.4 | 18.38 | as left: | 18.4 | 18.41 | Adjusted | |
| **Flow Rate (16.7 LPM):** | as found: | 16.7 | 16.60 | as left: | 16.7 | 16.70 | Adjusted | X |

**Audit Notes:** **Instrument found in a clean and serviceable condition; Replaced PM10 head gasket-RPA.**

**Mechanical Audits**

| | | | | | | | | | | | |
|---|---|---|---|---|---|---|---|---|---|---|---|
| Pump muffler unclogged: | As found | X | As left | X | PM10 particle trap clean: | As found | | As left | X | N/A | |
| Sample nozzle clean: | As found | | As left | X | PM10 drip jar empty: | As found | X | As left | X | N/A | |
| Tape support vane clean: | As found | | As left | X | PM10 bug screen clear: | As found | X | As left | X | N/A | |
| Capstan shaft clean: | As found | | As left | X | PM2.5 particle trap clean: | As found | | As left | X | N/A | |
| Rubber pinch rollers clean: | As found | | As left | X | Inlet tube water-tight seal OK: | As found | X | As left | X | | |
| on | As found | X | As left | X | Inlet tube perpendicular to BAM: | As found | X | As left | x | | |

**Signature:** Rory Attridge

# West Plant BAM-1020 $PM_{10}$ Audit Sheet

| | | | |
|---|---|---|---|
| **Model:** | **BAM-1020** | **Serial Number:** | M8712 |
| **Audit Date:** | 07/10/2012 | **Audited By:** | R. Attridge |
| **Audit Time:** | 0830hrs | | |

Firmware: 3236-06 V3.6.3

| **Flow Audits** | | | | | | |
|---|---|---|---|---|---|---|
| **Flow Reference Standard Used:** | Model: | Delta Cal | Serial No: | 1103 | Calibration Date: | 4/9/2012 |
| **Temperature Standard Used:** | Model: | Delta Cal | Serial No: | 1103 | Calibration Date: | 4/9/2012 |
| **Barometric Pressure Standard Used:** | Model: | Delta Cal | Serial No: | 1103 | Calibration Date: | 4/9/2012 |

| **Leak Check Value:** | as found: | 0.1 LPM | Should Be: <1.0 | as left: | 0.1 LPM | Should Be: <1.0 |
|---|---|---|---|---|---|---|

| | | BAM | Ref. Std. | | BAM | Ref. Std. | | |
|---|---|---|---|---|---|---|---|---|
| **Ambient Temperature (°C):** | as found: | 33.3 | 33.7 | as left: | 33.5 | 34.0 | Adjusted | |
| **Barometric Pressure (mmHg):** | as found: | 675 | 684 | as left: | 684 | 684 | Adjusted | X |
| **Flow Rate (15.0 LPM):** | as found: | 15.0 | 15.14 | as left: | 15.0 | 15.03 | Adjusted | |
| **Flow Rate (18.4 LPM):** | as found: | 18.4 | 18.39 | as left: | 18.4 | 18.42 | Adjusted | |
| **Flow Rate (16.7 LPM):** | as found: | 16.7 | 16.82 | as left: | 16.7 | 16.75 | Adjusted | X |

**Audit Notes:** **Monitor found in a very clean and serviceable condition; replaced PM10 head gasket- RPA.**

**Mechanical Audits**

| | | | | | | | | | | | |
|---|---|---|---|---|---|---|---|---|---|---|---|
| Pump muffler unclogged: | As found | X | As left | X | PM10 particle trap clean: | As found | | As left | X | N/A | |
| Sample nozzle clean: | As found | | As left | X | PM10 drip jar empty: | As found | | As left | X | N/A | |
| Tape support vane clean: | As found | | As left | X | PM10 bug screen clear: | As found | X | As left | X | N/A | |
| Capstan shaft clean: | As found | | As left | X | PM2.5 particle trap clean: | As found | | As left | | N/A | X |
| Rubber pinch rollers clean: | As found | | As left | X | Inlet tube water-tight seal OK: | As found | X | As left | X | | |
| Chassis ground wire installed: | As found | X | As left | X | Inlet tube perpendicular to BAM: | As found | X | As left | x | | |

**Signature:** Roy Attridge

# Appendix L: CD