FINAL REPORT

May 16, 2013

Prepared for:

Resolution Copper Mining

Surface Water Baseline Report

Devils Canyon, Mineral Creek and Queen Creek Watersheds

Resolution Copper Mining LLC
Pinal County, Arizona

Prepared by:

MONTGOMERY & ASSOCIATES
Water Resource Consultants

www.elmontgomery.com 520-881-4912 1550 East Prince Road, Tucson AZ 85719

MONTGOMERY
& ASSOCIATES
Water Resource Consultants

May 16, 2013
REPORT

SURFACE WATER BASELINE REPORT
DEVILS CANYON, MINERAL CREEK AND QUEEN CREEK WATERSHEDS
RESOLUTION COPPER MINING LLC, PINAL COUNTY, ARIZONA

REGISTERED GEOLOGIST
CERTIFICATE NO.
25063
TODD
KEAY
Date Signed 16 MAY 13
ARIZONA U.S.A.
Expires 6/30/2015

MONTGOMERY & ASSOCIATES

CONTENTS

Page

1.0 EXECUTIVE SUMMARY ES-1
1.1 SURFACE WATER BASELINE MONITORING PROGRAM ES-1
1.2 DISTRIBUTION AND QUALITY OF SURFACE WATERS ES-2
1.2.1 Devils Canyon Watershed ES-2
1.2.2 Upper Mineral Creek Watershed ES-3
1.2.3 Queen Creek Watershed ES-4
2.0 INTRODUCTION 1
2.1 CONTEXT 2
2.2 PURPOSE AND SCOPE 2
2.2.1 Surface Water Study Area and Monitoring Locations 4
2.2.2 Surface Water Definitions 5
2.3 BACKGROUND 6
2.3.1 Topography 6
2.3.2 Drainages 7
2.3.3 Climate 7
2.3.4 Hydrogeologic Setting 8
2.3.4.1 Devils Canyon Watershed 8
2.3.4.2 Upper Mineral Creek Watershed 9
2.3.4.3 Queen Creek Watershed 9
2.4 SURFACE WATER DATA 10
3.0 OCCURANCE SURVEYS AND SONDES RESULTS AND DISCUSSION 11
3.1 STREAM AND SPRING FLOW RATES 11
3.2 OCCURRENCE SURVEYS 11
3.2.1 Identification of Perennial Reaches and Springs 13
3.2.1.1 Devils Canyon 13
3.2.1.2 Mineral Creek 16
3.2.1.3 Queen Creek 17
3.2.2 Seasonal Trends in Length of Flowing Reaches 19
3.3 DATA SONDES 20
3.3.1 Sonde Parameters 20
3.3.1.1 Water Depth 20
3.3.1.2 Temperature 21
3.3.1.3 Water Quality Parameters 22
3.3.2 Persistence of Surface Water Flow in Devils Canyon 22
3.3.3 Evapotranspiration 24
3.3.4 Response to Precipitation Events 25
3.3.5 Spring Flow 26

CONTENTS – continued

Page

3.3.6 Water Quality Parameters 26
3.3.6.1 pH 26
3.3.6.2 Specific Conductance 27
4.0 HYDROCHEMISTRY RESULTS AND DISCUSSION 28
4.1 COMMON ION CHEMISTRY 28
4.1.1 Devils Canyon 29
4.1.2 Mineral Creek 31
4.1.3 Queen Creek 32
4.2 HYDROCHEMISTRY BASELINE DATA 34
4.3 DESCRIPTIVE STATISTICS 34
4.3.1 Definitions 35
4.3.2 Sample Size 35
4.3.3 Censored Values (Non-Detects) 36
4.3.4 Descriptive Statistics Results 38
4.4 SPATIAL AND TEMPORAL STATISTICAL ANALYSIS 39
4.4.1 Statistical Methods 39
4.4.2 Results of Spatial and Temporal Statistical Analyses 41
4.4.2.1 Common Constituents 42
4.4.2.2 Copper 44
4.4.2.3 Other Metals 47
4.4.2.4 Non-Metals 47
4.5 ARIZONA SURFACE WATER QUALITY STANDARDS 48
4.5.1 Exceedances 50
4.5.1.1 Metals 51
4.5.1.2 Non-Metals 54
5.0 SUMMARY AND CONCLUSIONS 57
5.1 DEVILS CANYON 57
5.2 MINERAL CREEK 59
5.3 QUEEN CREEK 61
6.0 REFERENCES CITED 63

CONTENTS – continued

TABLES

Table

1 SURFACE WATER AND SPRING SAMPLING LOCATIONS, RESOLUTION PROJECT

2 DETAILS OF SONDE INSTALLATIONS, RESOLUTION PROJECT

3 OCCURRENCE SURVEY EXTENTS BY YEAR, RESOLUTION PROJECT

4 SUMMARY OF SURVEYED REACHES, RESOLUTION PROJECT

5 CUMULATIVE LENGTH OF FLOWING REACHES FROM OCCURRENCE SURVEYS, RESOLUTION PROJECT

6 SUMMARY OF ANALYTICAL SUITE FOR SURFACE WATER BASELINE SAMPLING, RESOLUTION PROJECT

7 HYDROCHEMISTRY SAMPLES COLLECTED AT EACH SITE BY QUARTER (THROUGH QUARTER 2, 2012), RESOLUTION PROJECT

8 FOCUSED SUBSET OF ANALYTES FOR STATISTICAL ANALYSIS, RESOLUTION PROJECT

9 APPLICABLE ARIZONA SURFACE WATER QUALITY STANDARDS, RESOLUTION PROJECT

10 SUMMARY OF EXCEEDANCES OF APPLICABLE ARIZONA SURFACE WATER QUALITY STANDARDS, RESOLUTION PROJECT

CONTENTS – continued

ILLUSTRATIONS

Figure

1 LOCATION MAP

2 SURFACE WATER SAMPLING STATIONS

3 DATA SONDE LOCATIONS

4 OCCURRENCE SURVEYS, MAXIMUM EXTENTS

5 RESULTS OF QUARTERLY SURFACE WATER OCCURRENCE SURVEYS IN DEVILS CANYON, RESOLUTION PROJECT

6 RESULTS OF QUARTERLY SURFACE WATER OCCURRENCE SURVEYS FOR HACKBERRY CANYON, DEVILS CANYON WATERSHED, RESOLUTION PROJECT

7 RESULTS OF QUARTERLY SURFACE WATER OCCURRENCE SURVEYS ALONG RANCHO RIO CREEK, DEVILS CANYON WATERSHED, RESOLUTION PROJECT

8 RESULTS OF QUARTERLY SURFACE WATER OCCURRENCE SURVEYS IN IRON CANYON, DEVILS CANYON WATERSHED, RESOLUTION PROJECT

9 RESULTS OF QUARTERLY SURFACE WATER OCCURRENCE SURVEYS ALONG MINERAL CREEK, RESOLUTION PROJECT

10 RESULTS OF QUARTERLY SURFACE WATER OCCURRENCE SURVEYS ALONG LYON'S FORK, MINERAL CREEK WATERSHED, RESOLUTION PROJECT

11 RESULTS OF QUARTERLY SURFACE WATER OCCURRENCE SURVEYS ALONG QUEEN CREEK, RESOLUTION PROJECT

CONTENTS – continued

Figure

12 RESULTS OF QUARTERLY SURFACE WATER OCCURRENCE SURVEYS ALONG ARNETT CREEK, QUEEN CREEK WATERSHED, RESOLUTION PROJECT

13 RESULTS OF QUARTERLY SURFACE WATER OCCURRENCE SURVEYS IN TELEGRAPH CANYON, QUEEN CREEK WATERSHED, RESOLUTION PROJECT

14 DEVILS CANYON DATA SONDE LOCATION DC 13.5 C, RESOLUTION PROJECT

15 DEVILS CANYON DATA SONDE LOCATION DC 10.9 C, RESOLUTION PROJECT

16 DEVILS CANYON DATA SONDE LOCATION DC 8.8 C, RESOLUTION PROJECT

17 DEVILS CANYON DATA SONDE LOCATION DC 8.2 W, RESOLUTION PROJECT

18 DEVILS CANYON DATA SONDE LOCATION DC 7.1 C, RESOLUTION PROJECT

19 DEVILS CANYON DATA SONDE LOCATION DC 5.5 C, RESOLUTION PROJECT

20 TEMPERATURE AT DATA SONDES IN DEVILS CANYON, RESOLUTION PROJECT

21 WATER DEPTH AT SONDE DC 13.5 C IN JUNE AND DECEMBER 2005, AND HOURLY EVAPORATION AND PRECIPITATION MEASURED AT RCM WEATHER STATION KC-1

22 WATER DEPTH AT SONDE DC 10.9 C IN JUNE AND DECEMBER 2005, AND HOURLY EVAPORATION AND PRECIPITATION MEASURED AT RCM WEATHER STATION KC-1

CONTENTS – continued

Figure

23 WATER DEPTH AT SONDE DC 8.8 C IN JUNE AND DECEMBER 2005, AND HOURLY EVAPORATION AND PRECIPITATION MEASURED AT RCM WEATHER STATION KC-1

24 WATER DEPTH AT SONDE DC 7.1 C IN JUNE AND DECEMBER 2005, AND HOURLY EVAPORATION AND PRECIPITATION MEASURED AT RCM WEATHER STATION KC-1

25 WATER DEPTH AT SONDE DC 5.5 C IN JUNE AND DECEMBER 2005, AND HOURLY EVAPORATION AND PRECIPITATION MEASURED AT RCM WEATHER STATION KC-1

26 AVAILABLE SURFACE WATER HYDROCHEMICAL DATA THROUGH QUARTER 1, 2013, UPPER QUEEN CREEK / DEVILS CANYON STUDY AREA

27 TRILINEAR DIAGRAM SHOWING COMMON ION COMPOSITIONS OF SURFACE WATER AND SPRINGS, RESOLUTION PROJECT

28 TRILINEAR DIAGRAM SHOWING COMMON ION COMPOSITIONS OF SURFACE WATER AND SPRINGS, DEVILS CANYON WATERSHED, RESOLUTION PROJECT

29 TRILINEAR DIAGRAM SHOWING COMMON ION COMPOSITIONS OF SURFACE WATER AT DC 15.5 C, DEVILS CANYON WATERSHED, RESOLUTION PROJECT

30 TRILINEAR DIAGRAM SHOWING COMMON ION COMPOSITIONS OF SURFACE WATER AT DC 15.2 C, DEVILS CANYON WATERSHED, RESOLUTION PROJECT

31 TRILINEAR DIAGRAM SHOWING COMMON ION COMPOSITIONS OF SURFACE WATER AT DC 14.7 C, DEVILS CANYON WATERSHED, RESOLUTION PROJECT

32 TRILINEAR DIAGRAM SHOWING COMMON ION COMPOSITIONS OF SURFACE WATER AT DC 13.5 C, DEVILS CANYON WATERSHED, RESOLUTION PROJECT

CONTENTS – continued

Figure

33 TRILINEAR DIAGRAM SHOWING COMMON ION COMPOSITIONS OF SURFACE WATER AT DC 10.9 C, DEVILS CANYON WATERSHED, RESOLUTION PROJECT

34 TRILINEAR DIAGRAM SHOWING COMMON ION COMPOSITIONS OF SURFACE WATER AT DC 8.8 C, DEVILS CANYON WATERSHED, RESOLUTION PROJECT

35 TRILINEAR DIAGRAM SHOWING COMMON ION COMPOSITIONS OF SPRING WATER AT DC 8.2 W, DEVILS CANYON WATERSHED, RESOLUTION PROJECT

36 TRILINEAR DIAGRAM SHOWING COMMON ION COMPOSITIONS OF SURFACE WATER AT DC 8.1 C, DEVILS CANYON WATERSHED, RESOLUTION PROJECT

37 TRILINEAR DIAGRAM SHOWING COMMON ION COMPOSITIONS OF SURFACE WATER AT DC 7.1 C, DEVILS CANYON WATERSHED, RESOLUTION PROJECT

38 TRILINEAR DIAGRAM SHOWING COMMON ION COMPOSITIONS OF SURFACE WATER AT DC 6.14 C, DEVILS CANYON WATERSHED, RESOLUTION PROJECT

39 TRILINEAR DIAGRAM SHOWING COMMON ION COMPOSITIONS OF SPRING WATER AT DC 6.1 E, DEVILS CANYON WATERSHED, RESOLUTION PROJECT

40 TRILINEAR DIAGRAM SHOWING COMMON ION COMPOSITIONS OF SURFACE WATER AT DC 5.5 C, DEVILS CANYON WATERSHED, RESOLUTION PROJECT

41 TRILINEAR DIAGRAM SHOWING COMMON ION COMPOSITIONS OF SPRING WATER AT DC 4.1 E, DEVILS CANYON WATERSHED, RESOLUTION PROJECT

42 TRILINEAR DIAGRAM SHOWING COMMON ION COMPOSITIONS OF SPRING WATER AT DCT 6.6 W, DEVILS CANYON WATERSHED, RESOLUTION PROJECT

CONTENTS – continued

Figure

43 TRILINEAR DIAGRAM SHOWING COMMON ION COMPOSITIONS OF SURFACE WATER AT H 0.1 C, DEVILS CANYON WATERSHED, RESOLUTION PROJECT

44 TRILINEAR DIAGRAM SHOWING COMMON ION COMPOSITIONS OF SURFACE WATER AT IC 1.0 C, DEVILS CANYON WATERSHED, RESOLUTION PROJECT

45 TRILINEAR DIAGRAM SHOWING COMMON ION COMPOSITIONS OF SURFACE WATER AT RR 1.5 C, DEVILS CANYON WATERSHED, RESOLUTION PROJECT

46 TRILINEAR DIAGRAM SHOWING COMMON ION COMPOSITIONS OF SURFACE WATER AND SPRINGS, MINERAL CREEK WATERSHED, RESOLUTION PROJECT

47 TRILINEAR DIAGRAM SHOWING COMMON ION COMPOSITIONS OF SPRING WATER AT GOVERNMENT SPRINGS, MINERAL CREEK WATERSHED, RESOLUTION PROJECT

48 TRILINEAR DIAGRAM SHOWING COMMON ION COMPOSITIONS OF SURFACE WATER AT LF 0.2 C, MINERAL CREEK WATERSHED, RESOLUTION PROJECT

49 TRILINEAR DIAGRAM SHOWING COMMON ION COMPOSITIONS OF SURFACE WATER AT MC 8.4 C, MINERAL CREEK WATERSHED, RESOLUTION PROJECT

50 TRILINEAR DIAGRAM SHOWING COMMON ION COMPOSITIONS OF SURFACE WATER AT MC 5.2 C, MINERAL CREEK WATERSHED, RESOLUTION PROJECT

51 TRILINEAR DIAGRAM SHOWING COMMON ION COMPOSITIONS OF SPRING WATER AT MC 3.4 W, MINERAL CREEK WATERSHED, RESOLUTION PROJECT

52 TRILINEAR DIAGRAM SHOWING COMMON ION COMPOSITIONS OF SURFACE WATER AT MC 3.3 C, MINERAL CREEK WATERSHED, RESOLUTION PROJECT

CONTENTS – continued

Figure

53 TRILINEAR DIAGRAM SHOWING COMMON ION COMPOSITIONS OF SURFACE WATER AND SPRINGS, QUEEN CREEK WATERSHED, RESOLUTION PROJECT

54 TRILINEAR DIAGRAM SHOWING COMMON ION COMPOSITIONS OF SURFACE WATER AT AC 4.5 C, QUEEN CREEK WATERSHED, RESOLUTION PROJECT

55 TRILINEAR DIAGRAM SHOWING COMMON ION COMPOSITIONS OF SPRING WATER AT BLUE SPRING, QUEEN CREEK WATERSHED, RESOLUTION PROJECT

56 TRILINEAR DIAGRAM SHOWING COMMON ION COMPOSITIONS OF SPRING WATER AT BORED SPRING, QUEEN CREEK WATERSHED, RESOLUTION PROJECT

57 TRILINEAR DIAGRAM SHOWING COMMON ION COMPOSITIONS OF SPRING WATER AT BOULDER HOLE, QUEEN CREEK WATERSHED, RESOLUTION PROJECT

58 TRILINEAR DIAGRAM SHOWING COMMON ION COMPOSITIONS OF SPRING WATER AT HIDDEN SPRING, QUEEN CREEK WATERSHED, RESOLUTION PROJECT

59 TRILINEAR DIAGRAM SHOWING COMMON ION COMPOSITIONS OF SPRING WATER AT KANE SPRING, QUEEN CREEK WATERSHED, RESOLUTION PROJECT

60 TRILINEAR DIAGRAM SHOWING COMMON ION COMPOSITIONS OF SURFACE WATER AT NUMBER NINE TRIBUTARY, QUEEN CREEK WATERSHED, RESOLUTION PROJECT

61 TRILINEAR DIAGRAM SHOWING COMMON ION COMPOSITIONS OF SURFACE WATER AT OAK FLAT TRIBUTARY, QUEEN CREEK WATERSHED, RESOLUTION PROJECT

62 TRILINEAR DIAGRAM SHOWING COMMON ION COMPOSITIONS OF SPRING WATER AT PUMP STATION SPRING, QUEEN CREEK WATERSHED, RESOLUTION PROJECT

CONTENTS – continued

Figure

63 TRILINEAR DIAGRAM SHOWING COMMON ION COMPOSITIONS OF SURFACE WATER AT QC 27.3 C, QUEEN CREEK WATERSHED, RESOLUTION PROJECT

64 TRILINEAR DIAGRAM SHOWING COMMON ION COMPOSITIONS OF SPRING WATER AT QC 22.6 E, QUEEN CREEK WATERSHED, RESOLUTON PROJECT

65 TRILINEAR DIAGRAM SHOWING COMMON ION COMPOSITIONS OF SURFACE WATER AT QC 21.7 C, QUEEN CREEK WATERSHED, RESOLUTION PROJECT

66 TRILINEAR DIAGRAM SHOWING COMMON ION COMPOSITIONS OF SURFACE WATER AT QC 19.7 C, QUEEN CREEK WATERSHED, RESOLUTION PROJECT

67 TRILINEAR DIAGRAM SHOWING COMMON ION COMPOSITIONS OF SURFACE WATER AT TC 0.5 C, QUEEN CREEK WATERSHED, RESOLUTION PROJECT

68 BOX & WHISKER PLOTS SHOWING SEASONAL PATTERNS IN SULFATE CONTENT FROM SURFACE WATERS AND SPRINGS, RESOLUTION PROJECT

69 ARSENIC CONCENTRATIONS OBSERVED IN SPRING WATER AT BOULDER HOLE AND EXCEEDED ARIZONA SURFACE WATER QUALITY STANDARD, QUEEN CREEK WATERSHED, RESOLUTION PROJECT

70 ARSENIC CONCENTRATIONS OBSERVED IN SURFACE WATER AT QC 27.3 C AND EXCEEDED ARIZONA SURFACE WATER QUALITY STANDARD, QUEEN CREEK WATERSHED, RESOLUTION PROJECT

71 ARSENIC CONCENTRATIONS OBSERVED IN SURFACE WATER AT OAK FLAT TRIBUTARY AND EXCEEDED ARIZONA SURFACE WATER QUALITY STANDARDS, QUEEN CREEK WATERSHED, RESOLUTION PROJECT

CONTENTS – continued

Figure

72 ARSENIC CONCENTRATIONS OBSERVED IN SURFACE WATER AT NUMBER NINE TRIBUTARY AND EXCEEDED ARIZONA SURFACE WATER QUALITY STANDARD, QUEEN CREEK WATERSHED, RESOLUTION PROJECT

73 ARSENIC CONCENTRATIONS OBSERVED IN SURFACE WATER AT QC 21.7 C AND EXCEEDED ARIZONA SURFACE WATER QUALITY STANDARD, QUEEN CREEK WATERSHED, RESOLUTION PROJECT

74 ARSENIC CONCENTRATIONS OBSERVED IN SURFACE WATER AT DC 15.5 C AND EXCEEDED ARIZONA SURFACE WATER QUALITY STANDARD, QUEEN CREEK WATERSHED, RESOLUTION PROJECT

75 ARSENIC CONCENTRATIONS OBSERVED IN SURFACE WATER AT MC 5.2 C AND EXCEEDED ARIZONA SURFACE WATER QUALITY STANDARD, MINERAL CREEK WATERSHED, RESOLUTION PROJECT

76 ARSENIC CONCENTRATIONS OBSERVED IN SURFACE WATER AT MC 8.4 C AND EXCEEDED ARIZONA SURFACE WATER QUALITY STANDARD, MINERAL CREEK WATERSHED, RESOLUTION PROJECT

77 DISSOLVED CADMIUM CONCENTRATIONS OBSERVED IN SURFCE WATER AT DC 13.5 C AND EXCEEDED ARIZONA SURFACE WATER QUALITY STANDARD, DEVILS CANYON WATERSHED, RESOLUTION PROJECT

78 DISSOLVED CADMIUM CONCENTRATIONS OBSERVED IN SURFACE WATER AT DC 8.8 C AND EXCEEDED ARIZONA SURFACE WATER QUALITY STANDARD, DEVILS CANYON WATERSHED, RESOLUTION PROJECT

79 DISSOLVED CADMIUM CONCENTRATIONS OBSERVED IN SURFACE WATER AT OAK FLAT TRIBUTARY AND EXCEEDED ARIZONA SURFACE WATER QUALITY STANDARD, DEVILS CANYON WATERSHED, RESOLUTION PROJECT

CONTENTS – continued

Figure

80 TOTAL MERCURY CONCENTRATIONS OBSERVED IN SURFACE WATER AT MC 5.2 C AND EXCEEDED ARIZONA SURFACE WATER QUALITY STANDARD, DEVILS CANYON WATERSHED, RESOLUTION PROJECT

81 TOTAL IRON CONCENTRATIONS OBSERVED IN SURFACE WATER AT DC 14.7 C AND EXCEEDED ARIZONA SURFACE WATER QUALITY STANDARD, DEVILS CANYON WATERSHED, RESOLUTION PROJECT

82 TOTAL IRON CONCENTRATIONS OBSERVED IN SURFACE WATER AT DC 10.9 C AND EXCEEDED ARIZONA SURFACE WATER QUALITY STANDARD, DEVILS CANYON WATERSHED, RESOLUTION PROJECT

83 TOTAL IRON CONCENTRATIONS OBSERVED IN SURFACE WATER AT QC 27.3 C AND EXCEEDED ARIZONA SURFACE WATER QUALITY STANDARD, QUEEN CREEK WATERSHED, RESOLUTION PROJECT

84 DISSOLVED LEAD CONCENTRATIONS OBSERVED IN SURFACE WATER AT DC 15.5 C AND EXCEEDED ARIZONA SURFACE WATER QUALITY STANDARD, DEVILS CANYON WATERSHED, RESOLUTION PROJECT

85 TOTAL AND TOTAL RECOVERABLE LEAD CONCENTRATIONS OBSERVED IN SPRING WATER AT BLUE SPRING AND EXCEEDED ARIZONA SURFACE WATER QUALITY STANDARDS, QUEEN CREEK WATERSHED, RESOLUTION PROJECT

86 TOTAL AND TOTAL RECOVERABLE LEAD CONCENTRATIONS OBSERVED IN SPRING WATER AT HIDDEN SPRING AND EXCEEDED ARIZONA SURFACE WATER QUALITY STANDARDS, QUEEN CREEK WATERSHED, RESOLUTION PROJECT

87 DISSOLVED LEAD CONCENTRATIONS OBSERVED IN SURFACE WATER AT OAK FLAT TRIBUTARY AND EXCEEDED ARIZONA SURFACE WATER QUALITY STANDARD, QUEEN CREEK WATERSHED, RESOLUTION PROJECT

CONTENTS – continued

Figure

88 DISSOLVED LEAD CONCENTRATIONS OBSERVED IN SURFACE WATER AT NUMBER NINE TRIBUTARY AND EXCEEDED ARIZONA SURFACE WATER QUALITY STANDARD, QUEEN CREEK WATERSHED, RESOLUTION PROJECT

89 TOTAL AND TOTAL RECOVERABLE LEAD CONCENTRATIONS OBSERVED IN SURFACE WATER AT QC 21.7 C AND EXCEEDED ARIZONA SURFACE WATER QUALITY STANDARDS, QUEEN CREEK WATERSHED, RESOLUTION PROJECT

90 TOTAL AND TOTAL RECOVERABLE LEAD CONCENTRATIONS OBSERVED IN SURFACE WATER AT MC 5.2 C AND EXCEEDED ARIZONA SURFACE WATER QUALITY STANDARDS, QUEEN CREEK WATERSHED, RESOLUTION PROJECT

91 TOTAL RECOVERABLE SELENIUM CONCENTRATIONS OBSERVED IN SPRING WATER AT BLUE SPRING AND EXCEEDED ARIZONA SURFACE WATER QUALITY STANDARD, QUEEN CREEK WATERSHED, RESOLUTION PROJECT

92 TOTAL RECOVERABLE SELENIUM CONCENTRATIONS OBSERVED IN SPRING WATER AT PUMP STATION SPRING AND EXCEEDED ARIZONA SURFACE WATER QUALITY STANDARD, QUEEN CREEK WATERSHED, RESOLUTION PROJECT

93 TOTAL RECOVERABLE SELENIUM CONCENTRATIONS OBSERVED IN SPRING WATER AT MC 3.4 W AND EXCEEDED ARIZONA SURFACE WATER QUALITY STANDARD, MINERAL CREEK WATERSHED, RESOLUTION PROJECT

94 DISSOLVED COPPER CONCENTRATIONS OBSERVED IN SPRING WATER AT DCT 6.6 W AND EXCEEDED ARIZONA SURFACE WATER QUALITY STANDARDS, DEVILS CANYON WATERSHED, RESOLUTION PROJECT

95 DISSOLVED COPPER CONCENTRATIONS OBSERVED IN SURFACE WATER AT DC 10.9 C AND EXCEEDED ARIZONA SURFACE WATER QUALITY STANDARDS, DEVILS CANYON WATERSHED, RESOLUTION PROJECT

CONTENTS – continued

Figure

96 DISSOLVED COPPER CONCENTRATIONS OBSERVED IN SURFACE WATER AT DC 8.8 C AND EXCEEDED ARIZONA SURFACE WATER QUALITY STANDARDS, DEVILS CANYON WATERSHED, RESOLUTION PROJECT

97 DISSOLVED COPPER CONCENTRATIONS OBSERVED IN SURFACE WATER AT DC 8.1 C AND EXCEEDED ARIZONA SURFACE WATER QUALITY STANDARDS, DEVILS CANYON WATERSHED, RESOLUTION PROJECT

98 DISSOLVED COPPER CONCENTRATIONS OBSERVED IN SURFACE WATER AT DC 7.1 C AND EXCEEDED ARIZONA SURFACE WATER QUALITY STANDARDS, DEVILS CANYON WATERSHED, RESOLUTION PROJECT

99 DISSOLVED COPPER CONCENTRATIONS OBSERVED IN SURFACE WATER AT DC 6.14 C AND EXCEEDED ARIZONA SURFACE WATER QUALITY STANDARDS, DEVILS CANYON WATERSHED, RESOLUTION PROJECT

100 DISSOLVED COPPER CONCENTRATIONS OBSERVED IN SURFACE WATER AT DC 15.5 C AND EXCEEDED ARIZONA SURFACE WATER QUALITY STANDARDS, DEVILS CANYON WATERSHED, RESOLUTION PROJECT

101 DISSOLVED COPPER CONCENTRATIONS OBSERVED IN SURFACE WATER AT DC 15.2 C AND EXCEEDED ARIZONA SURFACE WATER QUALITY STANDARDS, DEVILS CANYON WATERSHED, RESOLUTION PROJECT

102 DISSOLVED COPPER CONCENTRATIONS OBSERVED IN SURFACE WATER AT DC 14.7 C AND EXCEEDED ARIZONA SURFACE WATER QUALITY STANDARDS, DEVILS CANYON WATERSHED, RESOLUTION PROJECT

103 DISSOLVED COPPER CONCENTRATIONS OBSERVED IN SURFACE WATER AT DC 13.5 C AND EXCEEDED ARIZONA SURFACE WATER QUALITY STANDARDS, DEVILS CANYON WATERSHED, RESOLUTION PROJECT

CONTENTS – continued

Figure

104 DISSOLVED COPPER CONCENTRATIONS OBSERVED IN SURFACE WATER AT IC 1.0 C AND EXCEEDED ARIZONA SURFACE WATER QUALITY STANDARDS, DEVILS CANYON WATERSHED, RESOLUTION PROJECT

105 DISSOLVED COPPER CONCENTRATIONS OBSERVED IN SURFACE WATER AT RR 1.5 C AND EXCEEDED ARIZONA SURFACE WATER QUALITY STANDARDS, DEVILS CANYON WATERSHED, RESOLUTION PROJECT

106 DISSOLVED COPPER CONCENTRATIONS OBSERVED IN SURFACE WATER AT H 0.1 C AND EXCEEDED ARIZONA SURFACE WATER QUALITY STANDARDS, DEVILS CANYON WATERSHED, RESOLUTION PROJECT

107 DISSOLVED COPPER CONCENTRATIONS OBSERVED IN SPRING WATER AT BORED SPRING AND EXCEEDED ARIZONA SURFACE WATER QUALITY STANDARDS, QUEEN CREEK WATERSHED, RESOLUTION PROJECT

108 DISSOLVED COPPER CONCENTRATIONS OBSERVED IN SURFACE WATER AT BOULDER HOLE AND EXCEEDED ARIZONA SURFACE WATER QUALITY STANDARDS, QUEEN CREEK WATERSHED, RESOLUTION PROJECT

109 DISSOLVED COPPER CONCENTRATIONS OBSERVED IN SURFACE WATER AT OAK FLAT TRIBUTARY AND EXCEEDED ARIZONA SURFACE WATER QUALITY STANDARDS, QUEEN CREEK WATERSHED, RESOLUTION PROJECT

110 DISSOLVED COPPER CONCENTRATIONS OBSERVED IN SURFACE WATER AT NUMBER NINE AND EXCEEDED ARIZONA SURFACE WATER QUALITY STANDARDS, QUEEN CREEK WATERSHED, RESOLUTION PROJECT

111 DISSOLVED COPPER CONCENTRATIONS OBSERVED IN SURFACE WATER AT QC 21.7 C AND EXCEEDED ARIZONA SURFACE WATER QUALITY STANDARDS, QUEEN CREEK WATERSHED, RESOLUTION PROJECT

CONTENTS – continued

Figure

112 DISSOLVED COPPER CONCENTRATIONS OBSERVED IN SURFACE WATER AT QC 19.7 C AND EXCEEDED ARIZONA SURFACE WATER QUALITY STANDARDS, QUEEN CREEK WATERSHED, RESOLUTION PROJECT

113 TOTAL AND TOTAL RECOVERABLE COPPER CONCENTRATIONS OBSERVED IN SURFACE WATER AT MC 5.2 C AND EXCEEDED ARIZONA SURFACE WATER QUALITY STANDARDS, MINERAL CREEK WATERSHED, RESOLUTION PROJECT

114 pH OBSERVED IN SPRING WATER AT BORED SPRING AND EXCEEDED ARIZONA SURFACE WATER QUALITY STANDARDS, QUEEN CREEK WATERSHED, RESOLUTION PROJECT

115 pH OBSERVED IN SURFACE WATER AT DC 6.1 E AND EXCEEDED ARIZONA SURFACE WATER QUALITY STANDARDS, DEVILS CANYON WATERSHED, RESOLUTION PROJECT

116 pH OBSERVED IN SURFACE WATER AT H 0.1 C AND EXCEEDED ARIZONA SURFACE WATER QUALITY STANDARDS, DEVILS CANYON WATERSHED, RESOLUTION PROJECT

117 pH OBSERVED IN SURFACE WATER AT RR 1.5 C AND EXCEEDED ARIZONA SURFACE WATER QUALITY STANDARDS, DEVILS CANYON WATERSHED, RESOLUTION PROJECT

118 pH OBSERVED IN SURFACE WATER AT DC 15.2 C AND EXCEEDED ARIZONA SURFACE WATER QUALITY STANDARDS, DEVILS CANYON WATERSHED, RESOLUTION PROJECT

119 pH OBSERVED IN SURFACE WATER AT DC 13.5 C AND EXCEEDED ARIZONA SURFACE WATER QUALITY STANDARDS, DEVILS CANYON WATERSHED, RESOLUTION PROJECT

120 pH OBSERVED IN SURFACE WATER AT DC 10.9 C AND EXCEEDED ARIZONA SURFACE WATER QUALITY STANDARDS, DEVILS CANYON WATERSHED, RESOLUTION PROJECT

CONTENTS – continued

Figure

121 pH OBSERVED IN SURFACE WATER AT OAK FLAT TRIBUTARY AND EXCEEDED ARIZONA SURFACE WATER QUALITY STANDARDS, QUEEN CREEK WATERSHED, RESOLUTION PROJECT

122 ESCHERICHIA COLI CONCENTRATIONS OBSERVED IN SURFACE WATER AT DC 13.5 C AND EXCEEDED ARIZONA SURFACE WATER QUALITY STANDARDS, DEVILS CANYON WATERSHED, RESOLUTION PROJECT

123 ESCHERICHIA COLI CONCENTRATIONS OBSERVED IN SURFACE WATER AT DC 10.9 C AND EXCEEDED ARIZONA SURFACE WATER QUALITY STANDARDS, DEVILS CANYON WATERSHED, RESOLUTION PROJECT

124 ESCHERICHIA COLI CONCENTRATIONS OBSERVED IN SURFACE WATER AT DC 8.8 C AND EXCEEDED ARIZONA SURFACE WATER QUALITY STANDARDS, DEVILS CANYON WATERSHED, RESOLUTION PROJECT

125 ESCHERICHIA COLI CONCENTRATIONS OBSERVED IN SURFACE WATER AT IC 1.0 C AND EXCEEDED ARIZONA SURFACE WATER QUALITY STANDARDS, DEVILS CANYON WATERSHED, RESOLUTION PROJECT

126 ESCHERICHIA COLI CONCENTRATIONS OBSERVED IN SPRING WATER AT PUMP STATION SPRING AND EXCEEDED ARIZONA SURFACE WATER QUALITY STANDARDS, QUEEN CREEK WATERSHED, RESOLUTION PROJECT

127 ESCHERICHIA COLI CONCENTRATIONS OBSERVED IN WATER AT BOULDER HOLE AND EXCEEDED ARIZONA SURFACE WATER QUALITY STANDARDS, QUEEN CREEK WATERSHED, RESOLUTION PROJECT

128 ESCHERICHIA COLI CONCENTRATIONS OBSERVED IN SPRING WATER AT HIDDEN SPRING AND EXCEEDED ARIZONA SURFACE WATER QUALITY STANDARDS, QUEEN CREEK WATERSHED, RESOLUTION PROJECT

CONTENTS – continued

Figure

129 ESCHERICHIA COLI CONCENTRATIONS OBSERVED IN SPRING WATER AT KANE SPRING AND EXCEEDED ARIZONA SURFACE WATER QUALITY STANDARDS, QUEEN CREEK WATERSHED, RESOLUTION PROJECT

130 DISSOLVED OXYGEN CONCENTRATIONS OBSERVED IN SPRING WATER AT DC 8.2 W AND EXCEEDED ARIZONA SURFACE WATER QUALITY STANDARDS, DEVILS CANYON WATERSHED, RESOLUTION PROJECT

131 DISSOLVED OXYGEN CONCENTRATIONS OBSERVED IN SPRING WATER AT DCT 6.6 W AND EXCEEDED ARIZONA SURFACE WATER QUALITY STANDARDS, DEVILS CANYON WATERSHED, RESOLUTION PROJECT

132 DISSOLVED OXYGEN CONCENTRATIONS OBSERVED IN SURFACE WATER AT DC 6.14 C AND EXCEEDED ARIZONA SURFACE WATER QUALITY STANDARDS, DEVILS CANYON WATERSHED, RESOLUTION PROJECT

133 DISSOLVED OXYGEN CONCENTRATIONS OBSERVED IN SURFACE WATER AT DC 15.2 C AND EXCEEDED ARIZONA SURFACE WATER QUALITY STANDARDS, DEVILS CANYON WATERSHED, RESOLUTION PROJECT

134 DISSOLVED OXYGEN CONCENTRATIONS OBSERVED IN SURFACE WATER AT DC 13.5 C AND EXCEEDED ARIZONA SURFACE WATER QUALITY STANDARDS, DEVILS CANYON WATERSHED, RESOLUTION PROJECT

135 DISSOLVED OXYGEN CONCENTRATIONS OBSERVED IN SURFACE WATER AT DC 10.9 C AND EXCEEDED ARIZONA SURFACE WATER QUALITY STANDARDS, DEVILS CANYON WATERSHED, RESOLUTION PROJECT

136 DISSOLVED OXYGEN CONCENTRATIONS OBSERVED IN SURFACE WATER AT DC 8.8 C AND EXCEEDED ARIZONA SURFACE WATER QUALITY STANDARDS, DEVILS CANYON WATERSHED, RESOLUTION PROJECT

CONTENTS – continued

Figure

137 DISSOLVED OXYGEN CONCENTRATIONS OBSERVED IN SURFACE WATER AT DC 8.1 C AND EXCEEDED ARIZONA SURFACE WATER QUALITY STANDARDS, DEVILS CANYON WATERSHED, RESOLUTION PROJECT

138 DISSOLVED OXYGEN CONCENTRATIONS OBSERVED IN SPRING WATER AT DC 6.1 E AND EXCEEDED ARIZONA SURFACE WATER QUALITY STANDARDS, DEVILS CANYON WATERSHED, RESOLUTION PROJECT

139 DISSOLVED OXYGEN CONCENTRATIONS OBSERVED IN SURFACE WATER AT DC 5.5 C AND EXCEEDED ARIZONA SURFACE WATER QUALITY STANDARDS, DEVILS CANYON WATERSHED, RESOLUTION PROJECT

140 DISSOLVED OXYGEN CONCENTRATIONS OBSERVED IN SURFACE WATER AT RR 1.5 C AND EXCEEDED ARIZONA SURFACE WATER QUALITY STANDARDS, DEVILS CANYON WATERSHED, RESOLUTION PROJECT

141 DISSOLVED OXYGEN CONCENTRATIONS OBSERVED IN SURFACE WATER AT H 0.1 C AND EXCEEDED ARIZONA SURFACE WATER QUALITY STANDARDS, DEVILS CANYON WATERSHED, RESOLUTION PROJECT

142 DISSOLVED OXYGEN CONCENTRATIONS OBSERVED IN SPRING WATER AT PUMP STATION SPRING AND EXCEEDED ARIZONA SURFACE WATER QUALITY STANDARDS, QUEEN CREEK WATERSHED, RESOLUTION PROJECT

143 DISSOLVED OXYGEN CONCENTRATIONS OBSERVED IN SPRING WATER AT BOULDER HOLE AND EXCEEDED ARIZONA SURFACE WATER QUALITY STANDARDS, QUEEN CREEK WATERSHED, RESOLUTION PROJECT

144 DISSOLVED OXYGEN CONCENTRATIONS OBSERVED IN SPRING WATER AT BORED SPRING AND EXCEEDED ARIZONA SURFACE WATER QUALITY STANDARDS, QUEEN CREEK WATERSHED, RESOLUTION PROJECT

CONTENTS – continued

Figure

145 DISSOLVED OXYGEN CONCENTRATIONS OBSERVED IN SPRING WATER AT HIDDEN SPRING AND EXCEEDED ARIZONA SURFACE WATER QUALITY STANDARDS, QUEEN CREEK WATERSHED, RESOLUTION PROJECT

146 DISSOLVED OXYGEN CONCENTRATIONS OBSERVED IN SPRING WATER AT KANE SPRING AND EXCEEDED ARIZONA SURFACE WATER QUALITY STANDARDS, QUEEN CREEK WATERSHED, RESOLUTION PROJECT

147 DISSOLVED OXYGEN CONCENTRATIONS OBSERVED IN SPRING WATER AT BLUE SPRING AND EXCEEDED ARIZONA SURFACE WATER QUALITY STANDARDS, QUEEN CREEK WATERSHED, RESOLUTION PROJECT

148 DISSOLVED OXYGEN CONCENTRATIONS OBSERVED IN SPRING WATER AT QC 22.6 E AND EXCEEDED ARIZONA SURFACE WATER QUALITY STANDARDS, QUEEN CREEK WATERSHED, RESOLUTION PROJECT

149 DISSOLVED OXYGEN CONCENTRATIONS OBSERVED IN SURFACE WATER AT NUMBER NINE AND EXCEEDED ARIZONA SURFACE WATER QUALITY STANDARDS, QUEEN CREEK WATERSHED, RESOLUTION PROJECT

150 DISSOLVED OXYGEN CONCENTRATIONS OBSERVED IN SPRING WATER AT OAK FLAT TRIBUTARY AND EXCEEDED ARIZONA SURFACE WATER QUALITY STANDARDS, QUEEN CREEK WATERSHED, RESOLUTION PROJECT

151 DISSOLVED OXYGEN CONCENTRATIONS OBSERVED IN SURFACE WATER AT QC 27.3 C AND EXCEEDED ARIZONA SURFACE WATER QUALITY STANDARDS, QUEEN CREEK WATERSHED, RESOLUTION PROJECT

152 DISSOLVED OXYGEN CONCENTRATIONS OBSERVED IN SURFACE WATER AT QC 21.7 C AND EXCEEDED ARIZONA SURFACE WATER QUALITY STANDARDS, QUEEN CREEK WATERSHED, RESOLUTION PROJECT

CONTENTS – continued

Figure

153 DISSOLVED OXYGEN CONCENTRATIONS OBSERVED IN SURFACE WATER AT AC 4.5 C AND EXCEEDED ARIZONA SURFACE WATER QUALITY STANDARDS, QUEEN CREEK WATERSHED, RESOLUTION PROJECT

154 DISSOLVED OXYGEN CONCENTRATIONS OBSERVED IN SURFACE WATER AT TC 0.5 C AND EXCEEDED ARIZONA SURFACE WATER QUALITY STANDARDS, QUEEN CREEK WATERSHED, RESOLUTION PROJECT

155 DISSOLVED OXYGEN CONCENTRATIONS OBSERVED IN SPRING WATER AT GOVERNMENT SPRINGS AND EXCEEDED ARIZONA SURFACE WATER QUALITY STANDARDS, MINERAL CREEK WATERSHED, RESOLUTION PROJECT

156 DISSOLVED OXYGEN CONCENTRATIONS OBSERVED IN SPRING WATER AT MC 3.4 W AND EXCEEDED ARIZONA SURFACE WATER QUALITY STANDARDS, MINERAL CREEK WATERSHED, RESOLUTION PROJECT

157 DISSOLVED OXYGEN CONCENTRATIONS OBSERVED IN SURFACE WATER AT MC 5.2 C AND EXCEEDED ARIZONA SURFACE WATER QUALITY STANDARDS, MINERAL CREEK WATERSHED, RESOLUTION PROJECT

158 DISSOLVED OXYGEN CONCENTRATIONS OBSERVED IN SURFACE WATER AT MC 8.4 C AND EXCEEDED ARIZONA SURFACE WATER QUALITY STANDARDS, MINERAL CREEK WATERSHED, RESOLUTION PROJECT

159 DISSOLVED OXYGEN CONCENTRATIONS OBSERVED IN SURFACE WATER AT LF 0.2 C AND EXCEEDED ARIZONA SURFACE WATER QUALITY STANDARDS, MINERAL CREEK WATERSHED, RESOLUTION PROJECT

CONTENTS – continued

APPENDICES

Appendix

A SURFACE WATER AND SPRING FLOW RATES

B DATA SONDE GRAPHS (RECENT INSTALLATIONS)

C HYDROCHEMISTRY TIME-SERIES GRAPHS (on CD only)

D HYDROCHEMISTRY DESCRIPTIVE STATISTICS (on CD only)

E SUMMARY OF EXCEEDANCES OF APPLICABLE ARIZONA SURFACE WATER QUALITY STANDARDS (on CD only)

MONTGOMERY & ASSOCIATES

May 16, 2013
REPORT

SURFACE WATER BASELINE REPORT
DEVILS CANYON, MINERAL CREEK AND QUEEN CREEK WATERSHEDS
RESOLUTION COPPER MINING LLC, PINAL COUNTY, ARIZONA

1.0 EXECUTIVE SUMMARY

1.1 SURFACE WATER BASELINE MONITORING PROGRAM

1. The surface water baseline monitoring program for the Resolution Project area was initiated in 2003 and has continued through 2012 with a 2-year hiatus in 2006 and 2007.
2. Data are collected quarterly in three principal watersheds in the project area: Devils Canyon, Upper Mineral Creek and Queen Creek. Quarters are defined as:
    a. Quarter 1 (Q1): January through March
    b. Quarter 2 (Q2): April through June
    c. Quarter 3 (Q3): July through September
    d. Quarter 4 (Q4): October through December
3. The goals of the baseline surface water monitoring program are to:
    a. Refine understanding of surface water occurrence, quantity, and quality within the study area
    b. Develop a baseline data set against which future potential impacts from mining may be measured
    c. Support development of an Environmental Impact Statement (EIS)
4. Resolution Copper Mining LLC (RCM) has developed a surface water monitoring network that includes:
    a. 37 hydrochemistry sampling sites (17 in Devils Canyon watershed, 6 in Upper Mineral Creek watershed, and 14 in Queen Creek watershed)
    b. 10 data sondes (seven in Devils Canyon watershed, two in Upper Mineral Creek watershed, and one in Queen Creek watershed)
5. Data collected include:
    a. Information regarding the spatial distribution and temporal variation of surface water features from quarterly occurrence surveys
    b. Water quality and quantity information from data sondes that provide continuous automated collection of data including depth of water at the sonde

(i.e. flow stage), temperature, electrical conductivity, and, for selected sites, pH.

c. Hydrochemistry data from quarterly sampling rounds including field parameters, common and trace constituents, and radiological constituents. Stream and spring flow rates are measured or estimated when data sondes are downloaded and when hydrochemistry samples are collected.

6. Descriptive statistics (mean, median, standard deviation, etc.) have been calculated for hydrochemical analytes based on current best practice and EPA guidance for analysis of highly censored datasets (i.e. datasets that contain a large number of values that are below the analytical detection limit).

1.2 DISTRIBUTION AND QUALITY OF SURFACE WATERS

Based on the results for the surface water baseline monitoring (together with some reference to hydrochemical and isotopic analyses presented in Montgomery & Associates (M&A) 2010a and 2012a) the following observations and conclusions are provided regarding distribution and quality of surface water in the Resolution Project area:

1.2.1 Devils Canyon Watershed

1. Studies were carried out along the length of Devils Canyon from the headwaters to the confluence with Mineral Creek (approximately 18 kilometers [km]) including tributaries Iron Canyon, Rancho Rio, Hackberry Canyon, and DCT 6.6.
2. Three perennial reaches have been identified in Devils Canyon:
   a. DC 11.0 to 10.6
   b. DC 9.14 to DC 7.53
   c. DC 6.10 to DC 5.44
3. The upper perennial reach (DC 11.0 to 10.6) appears to be supported by flow from a local, shallow groundwater system that is recharged by precipitation-driven surface water runoff and has relatively short residence times. Baseflow in this reach is on the order of 0.2 to 1 liter per second (L/s).
4. The perennial reaches in middle and lower Devils Canyon are supported by discharge from the Apache Leap Tuff (ALT) aquifer. Baseflow in the middle reach (DC 9.14 to DC 7.53) is on the order of 0.1 to 5 L/s. Baseflow in the lower perennial reach (DC 6.10 to DC 5.44) is likely less than 1 L/s.
5. Intermittent flow (flow supported by groundwater but not continuously present) occurs in the reach between the bottom of the middle perennial reach (DC 7.53) and the top of the lower perennial reach (approximately DC 6.10).
6. In perennial reaches evapotranspiration (ET) by riparian vegetation contributes to diurnal and seasonal fluctuations in streamflow.
7. Under baseflow conditions (when contribution from surface water runoff is minimal) cumulative flowing length in Devils Canyon is approximately 4.75 km.

8. Flowing reaches are longest in Q1 due to surface runoff in response to winter rains; average cumulative flowing length in Q1 is 11.34 km.
9. Four perennial springs located along Devils Canyon that discharge from the ALT aquifer are included in the current surface water assessment:
    a. DC 8.2 W
    b. DC 6.1 E
    c. DC 4.1 E
    d. DCT 6.6 W
10. No long-term increasing or decreasing temporal trends in hydrochemical composition were observed in surface water or springs in Devils Canyon watershed.
11. Analysis of seasonal sulfate content shows that in Devils Canyon watershed both perennial and ephemeral streams have significantly higher sulfate content during Q1 (i.e. the winter rainy season) than during the remainder of the year.
12. Statistical analysis of the spatial distribution of copper shows that copper concentration decreases significantly from upstream to downstream.
13. Statistical analysis of seasonal variability in copper concentration indicates that copper concentrations in stream water are highest during the rainy seasons (winter and monsoon), and lower during dry seasons when stream flow is supported by groundwater discharge.
14. Copper concentration in stream waters correlates significantly with other dissolved metals (i.e. iron, lead, aluminum) and with dissolved organic carbon, suggesting that surface complexation may influence copper mobility.
15. Water quality is generally good in Devils Canyon; however exceedances of the applicable Arizona surface water quality standards have been observed for the following analytes and parameters:
    a. Arsenic
    b. Cadmium
    c. Copper
    d. Dissolved oxygen
    e. E. coli
    f. Iron
    g. Lead
    h. pH

1.2.2 Upper Mineral Creek Watershed

1. The following surface water reaches in the Upper Mineral Creek watershed were included in the current assessment:
    a. The main stem of Mineral Creek from Government Springs to the confluence with Devils Canyon (approximately 9 km)
    b. The lower 200 meters of Lyon's Fork (a tributary of Mineral Creek)
2. Two perennial reaches have been identified in Mineral Creek and one in Lyon's Fork:
    a. MC 8.4 to MC 7.8
    b. MC 6.9 to MC 1.6

   c. LF 0.16 to LF 0.09
3. Perennial flow in the upper reaches of Mineral Creek including Lyon's Fork is supported by groundwater discharge from the Mineral Creek drainage.
4. Lower in Mineral Creek groundwater discharge from the ALT aquifer increasingly contributes to baseflow.
5. Baseflow rates in the upper perennial reach appear to be on the order of 0.2 to 4 L/s; in the lower perennial reach flows of 5 L/s or less likely represent baseflow conditions.
6. In perennial reaches ET by riparian vegetation contributes to diurnal and seasonal fluctuations in water level.
7. Average cumulative flowing lengths are slightly longer in Q1 than in the rest of the year due to input from precipitation-driven surface water runoff. However, the seasonal correlation with cumulative flowing length is not as strong as it is in Devils Canyon because the majority of the length of Mineral Creek included in this study is perennial.
8. Two perennial springs are included in the baseline surface water monitoring in Mineral Creek:
   a. Government Springs; supported by groundwater discharge from the Upper Mineral Creek drainage
   b. MC 3.4 W; supported by discharge from the ALT aquifer
9. No long-term increasing or decreasing temporal trends in hydrochemical composition were observed in surface water or springs in Mineral Creek watershed.
10. One sample (MC 5.2 C, 22 August 2012) stood out as a clear outlier, with measurements of turbidity and metals concentrations orders of magnitude higher than all other samples; this may be associated with erosion and increased sediment loading following a local forest fire.
11. Water quality is generally good in Mineral Creek; however, exceedances of the applicable Arizona surface water quality standards have been observed for the following analytes and parameters:
    a. Arsenic
    b. Copper
    c. Lead
    d. Mercury
    e. Selenium
    f. Dissolved oxygen

1.2.3 Queen Creek Watershed

1. Studies were carried out along the length of Queen Creek from Pump Station Spring to Whitlow Ranch Dam (approximately 31 km) including tributaries Arnett Creek and Telegraph Canyon.
2. Queen Creek within the Resolution Project area is ephemeral; the only perennial reach along the main stem of Queen Creek within the project area is located downstream of the Town of Superior Waste Water Treatment Plant (WWTP) and the

Harborlite perlite mine. Discharges from these two facilities maintain perennial flow in Queen Creek down to the Boyce Thompson Arboretum (approximately QC 17.39 to 15.55).

3. Two short perennial reaches have been identified on Arnett Creek. The uppermost reach is associated with Blue Spring which discharges into the Arnett Creek streambed from a detached block of Tal and gives rise to a perennial reach approximately 110 meters long. The lower perennial reach is located just downstream from the confluence of Arnett Creek and Telegraph Canyon and is roughly 30 meters in length.
4. Flow rates in the upper perennial reach (measured at Blue Spring) range between 0 and 3 L/s. Flow rates are not measured in the lower perennial reach; however, field estimates indicate that flow rates are very small.
5. Two perennial reaches occur in Telegraph Canyon in the first kilometer upstream from Arnett Creek. The uppermost reach is approximately 50 meters long and the lowermost approximately 100 meters long.
6. Flow rates in the lower perennial reach in Telegraph Canyon (measured at TC 0.5 C) range between 0 and 2.2 L/s.
7. Flowing reaches are substantially longer in Q1 than in the remainder of the year due to surface runoff in response to winter rains; average cumulative flowing length in Q1 is 5.76 km compared with <1 km in Q2, Q3, and Q4.
8. Six springs in the Queen Creek watershed are included in the current surface water assessment: Pump Station Spring, Blue Spring, Boulder Hole, Hidden Spring, Bored Spring, and Kane Spring. However, water is only consistently present at Blue Spring, Boulder Hole, and Kane Spring.
9. Three springs in Telegraph Canyon are included in surface water surveys (Filaria, South Filaria, and Trough); none of these springs are perennial.
10. No long-term increasing or decreasing temporal trends in hydrochemical composition were observed in surface water or springs in Queen Creek watershed.
11. Statistically significant seasonal trends in sulfate concentration in Queen Creek watershed suggest that during the winter rainy season and summer monsoon surface water runoff supported by precipitation alters stream chemistry.
12. Queen Creek from the headwaters to Pott's Canyon is listed by the Arizona Department of Environmental Quality (ADEQ) as impaired for copper. In this study exceedances of the applicable Arizona surface water quality standards were observed for the following analytes and parameters:
    a. Arsenic
    b. Cadmium
    c. Copper
    d. Dissolved Oxygen
    e. E. coli
    f. Iron
    g. Lead
    h. pH
    i. Selenium

May 16, 2013
REPORT

SURFACE WATER BASELINE REPORT
DEVILS CANYON, MINERAL CREEK AND QUEEN CREEK WATERSHEDS
RESOLUTION COPPER MINING LLC, PINAL COUNTY, ARIZONA

2.0 INTRODUCTION

At the request of Mr. Greg Ghidotti, Resolution Copper Mining LLC (RCM), Montgomery & Associates (M&A) has prepared this report summarizing results of surface water baseline monitoring in the Resolution Project area. The project area encompasses all of the Devils Canyon watershed and portions of the Mineral Creek, and Queen Creek watersheds in Pinal County, Arizona (**Figure 1**). Data and observations concerning the spatial and temporal distribution of surface water within the Resolution Project area are provided. In addition, a very robust water quality dataset is presented along with time-series analysis, summary statistics, and, where appropriate, statistical assessment of temporal and spatial trends in surface water quality. The work presented in this report is focused on definition of physical and chemical baseline conditions, with some discussion of the relationship between the Apache Leap Tuff (ALT) aquifer and surface water features in the project area. The complete groundwater and surface water hydrochemistry data set along with discussion of groundwater/surface water interaction and development of an integrated conceptual model is presented in M&A (2010a, 2012a, and 2012b).

2.1 CONTEXT

RCM is proposing to develop a block-cave mining operation for extraction of mineralized rock from a deep ore body located 1,700 to 2,100 meters beneath Oak Flat in the upper Queen Creek basin east of Superior, Arizona. At this time RCM is preparing a general mine plan of operation which will initiate the Environmental Impact Statement (EIS) process for the project. Hydrogeologic investigations conducted by M&A and others are aimed at defining the current distribution and quality of surface water within the project area in order to provide a baseline against which future potential impacts may be measured.

2.2 PURPOSE AND SCOPE

The RCM surface water monitoring program for the Resolution Project area was initiated in 2003 by Golder Associates Inc. (Golder), following preliminary field investigations (Golder, 2002). The goals of the baseline surface water program are to:

1. Refine understanding of surface water occurrence, quantity, and quality within the study area
2. Develop a baseline data set against which future potential impacts from mining may be measured
3. Support development of an EIS

Once the program was established, Golder trained RCM personnel and transferred monitoring activities to RCM in mid-2004. Sampling consisted of quarterly monitoring designed to capture seasonal variability in precipitation. Quarter 1 (Q1) includes the winter rainy season (January through March), Quarter 2 (Q2) includes the dry early summer (April through June), Quarter 3 (Q3) includes the summer monsoon (July through September), and Quarter 4 (Q4) includes the semi-dry fall (October through December). Monitoring

continued through Quarter three (Q3) 2005 and was then temporarily suspended in 2006 and 2007. In Q3 2008 the program was reinstated and continues to the present. In Q3 2012 responsibility for management of the surface water monitoring program was assigned to M&A. Following is a brief summary of the history of the program:

2002: Initial surface water investigations including inventory of surface water features in the project area; planning and design of the surface water baseline monitoring program

2003: Six data sondes installed in Devils Canyon; surface water occurrence surveys and quarterly surface water sampling events initiated

2005: First round (Q3 2003 to Q2 2005) of quarterly surface water baseline monitoring ends

2006 and 2007: Hiatus in surface water baseline monitoring (some continuous data collection at selected data sonde locations)

2007: Surface Water Monitoring Plan (SWMP) developed for monitoring starting in 2008 (Golder, 2007). Based on the 2007 SWMP three new sampling locations were established in the Devils Canyon watershed (DC 15.5C, DC 8.1 C and DC 6.14 C). The SWMP also established a new sampling location IC 0.1 C to investigate conditions in Iron Canyon (a tributary to upper Devils Canyon).

2008: Occurrence surveys and quarterly sampling resume; continuous data collection using data sondes continued

2008 (Q3, Q4) and 2009 (Q1, Q2): Coordinated surface water and groundwater hydrochemistry sampling conducted to investigate groundwater/surface water interactions in the study area

2010 and 2011: Six new data sondes installed; two in Mineral Creek, two in Queen Creek, one in Devils Canyon, and one in Rancho Rio Canyon

2012: Quarterly sampling events and occurrence surveys are ongoing at selected locations where data gaps exist.

2.2.1 Surface Water Study Area and Monitoring Locations

Surface water monitoring is conducted in three principal watersheds within the Resolution Project study area; Devils Canyon (which includes the sub-basins Rancho Rio and Hackberry Canyon), Upper Mineral Creek (which includes the sub-basin of Lyon's Fork), and Queen Creek (which includes the sub-basins Arnett Creek and Telegraph Canyon). Location maps showing surface water sampling sites and data sonde installations are provided on **Figures 2 and 3**. A summary of surface water sampling locations and information regarding data sonde installations are provided in **Tables 1 and 2**.

Sample and sonde location identifiers consist of one or two letters identifying the watershed, a numerical value that is the distance upstream from a defined confluence in kilometers (km) (or, for Queen Creek, upstream from Whitlow Ranch Dam), and a single letter related to the position of the location within the watershed. The one- or two-letter designators identify the watersheds and sub-basins as follows:

- Devils Canyon Watershed = DC (DCT is used to identify locations in un-named tributaries to Devils Canyon)
    - Iron Canyon = IC
    - Rancho Rio = RR
    - Hackberry Canyon = H
- Upper Mineral Creek Watershed = MC
    - Lyon's Fork = LF
- Queen Creek Watershed = QC

- Arnett Creek = AC
- Telegraph Canyon = TC

Distance upstream in each watershed is measured as follows:

- Devils Canyon: confluence with Mineral Creek
  - Rancho Rio: confluence with Devils Canyon
  - Hackberry Canyon: confluence with Devils Canyon
- Mineral Creek: confluence with Devils Canyon
  - Lyon's Fork: confluence with Mineral Creek
- Queen Creek: upstream from Whitlow Ranch Dam
  - Arnett Creek: confluence with Queen Creek
  - Telegraph Canyon: confluence with Arnett Creek

Location within a watershed is indicated by the following letters:

- Main stream channel = C
- Springs to the west of the main stream channel = W
- Springs to the east of the main stream channel = E

2.2.2 Surface Water Definitions

The following terms are used to describe the given stream reaches within a watershed based on the persistence of surface water flow and the source of water to the reach (USACE, 2007).

Perennial: Flowing water year-round during a typical year. Groundwater is the primary source of water for stream flow. Runoff from rainfall is a supplemental source for stream flow.

Intermittent: Flowing water during certain times of the year, when groundwater provides water for stream flow. During dry periods intermittent streams may not have flowing water. Runoff from rainfall is a supplemental source for stream flow.

Ephemeral: Flowing water only during, and for a short duration after, precipitation events in a typical year. Ephemeral streams are located above the water table year-round. Groundwater is not a source of water for the stream. Runoff from rainfall is the primary source of water for stream flow.

2.3 BACKGROUND

The Resolution Project area for the surface water investigation encompasses 345 square kilometers (km^2) in east-central Arizona. The project area occurs within the Transition Zone physiographic province of central Arizona. The Transition Zone is characterized by deeply incised drainages and rugged topography.

2.3.1 Topography

The most prominent topographic feature in the study area is the Apache Leap escarpment, which rises nearly 600 meters immediately to the east of Town of Superior to the east (**Figure 1**). Several kilometers east of the Apache Leap escarpment, Devils Canyon cuts through the Apache Leap Tuff forming a steep-sided canyon approaching 14 km in length, and reaching a maximum depth of about 300 meters. Elevation of land surface ranges from 670 meters above mean sea level (amsl) along Mineral Creek at the south edge of the project area to more than 1,675 meters amsl at Kings Crown Peak, which is located about 5 km northeast of the Town of Superior.

2.3.2 Drainages

The study area includes portions of the Queen Creek and Upper Mineral Creek watersheds, and the entire Devils Canyon watershed (**Figure 1**). The western part of the study area is drained by Queen Creek, a tributary of the Gila River, which flows generally to the west-southwest through Superior. The central part of the study area is drained by Devils Canyon, which is a major tributary of Mineral Creek. Devils Canyon Creek flows from north to south to the confluence with Mineral Creek in the south part of the study area. The southeast and east parts of the study area are also drained by Mineral Creek, which is a tributary of the Gila River.

2.3.3 Climate

Climate of the project area is generally arid to semi-arid. Precipitation typically occurs as high-intensity, short-duration storms during the months of July through September, and longer-term storms of more moderate intensity that occur during the months of November through March. Although several meteorological stations have been, and are currently, maintained in the study area there is no one data set that is complete for the period covered in this report (2002 through 2012). In order to avoid piecing together data sets from multiple meteorological stations in the region we have chosen to use the PRISM data set for the Superior location (Oregon State University, 2012). PRISM data are interpolated from gage data for the entire USA using the Parameter-elevation Regressions on Independent Slopes Model. We compared the Superior PRISM data with the US Geological Survey National Water Information Service (USGS NWIS) gage at Superior for the entire period of record of the Superior NWIS gage (1920 through 2006) and the datasets correlated closely ($R^2 = 0.95$).

Average annual precipitation over the period of record (1920 to 2011) of the Superior PRISM data set is 489 millimeters (mm). Over a shorter period of record, 1991 to 2011, the

average annual precipitation is 400 mm; this lower average annual precipitation value reflects drought conditions that have been experienced in the southwestern United States (and therefore the Resolution Project area) since the mid-1990s (Blasch et al., 2005; Seager and Vecchi, 2010). Precipitation likely varies considerably over the project area as the area incorporates altitudes ranging from 670 meters to 1,675 meters and is therefore subject to substantial orographic variability.

2.3.4 Hydrogeologic Setting

Detailed geologic mapping of the Superior area (1:24,000) was conducted by the U.S. Geological Survey and the Arizona Geological Survey. Mapping of the Superior quadrangle was conducted by Peterson (1969), and mapping of the Picketpost Mountain quadrangle and southern part of the Iron Mountain quadrangle was conducted by Spencer and Richard (1995).

The principal geologic units in the study area, in order of increasing age, include Quaternary alluvial deposits, Quaternary-Tertiary basin fill deposits, Tertiary volcanic rocks and sedimentary deposits, Tertiary-Cretaceous intrusive rocks, Paleozoic sedimentary rocks, younger Precambrian sedimentary, volcanic, and intrusive rocks, and older Precambrian intrusive and metamorphic rocks (**Figure 2**).

2.3.4.1 Devils Canyon Watershed

The Devils Canyon watershed is dominated by outcrop of Tertiary ALT (Tal), with minor outcrops of other units along the margins of the watershed. The oldest geologic unit within the watershed is Precambrian Pinal Schist (pCpi), which is exposed near the northeast corner. Paleozoic sedimentary units (Pz), predominantly carbonates, outcrop along the southwest margin of the watershed. Tertiary-Cretaceous age intrusive rocks (TKg) outcrop in the northeast corner of the watershed. The Whitetail Conglomerate (Tw) underlies the Tal and older Tertiary volcanic units (Tvo) and outcrops in the south part of the watershed. The

Tvo outcrops in the northwest corner of the watershed, and the Quaternary alluvial deposits (Qal) occur along drainages throughout the watershed.

2.3.4.2 Upper Mineral Creek Watershed

In the Upper Mineral Creek watershed, the oldest geologic units include the pCpi and Precambrian granitic rocks (pCgu). These units are exposed predominantly in the northeast part of the watershed with scattered outcrops near the southwest part of the watershed. Younger Precambrian Apache Group rocks and the diabase sills that intrude them are grouped together (pCy). The pCy occurs along the east and south parts of the watershed.

Tertiary units, the Tw, Tal, and younger Tertiary volcanic units (Tvy) occur along the western margin of the watershed. Quaternary-Tertiary basin-fill deposits (QTg) occur in a southeast trending belt in the central to south part of the watershed. The Qal occurs along the Mineral Creek drainage and its tributaries.

2.3.4.3 Queen Creek Watershed

In the Queen Creek watershed, the oldest geologic units include the older pCpi and pCgu. The pCpi is exposed predominantly in the north part of the watershed with an isolated outcrop near the southeast part of the watershed. The pCgu occurs as isolated outcrops in northwest and southeast corners of the watershed. The pCpi is overlain by pCy and Pz unconformably overlies the Precambrian rocks and outcrops along the east part of the watershed. In general, the pCy and Pz sedimentary units dip eastward. TKg occurs in the north part of the watershed.

Tertiary volcanic rocks, including the Tal, Tvo, and Tvy occur in the Queen Creek watershed. The Tal occurs in the east-central and south parts of the watershed; Tvo underlies the Tal and occurs in the northeast part of the watershed. The Tvy overlies the Tal and occurs in the southwest part of the watershed.

QTg occurs in the central to south part of the watershed and in the north part of the watershed. Qal occurs along the Queen Creek drainage and its tributaries.

2.4 SURFACE WATER DATA

Four principal types of data are generated from the surface water baseline monitoring program:

1. Information regarding the spatial distribution and temporal variation of surface water features from quarterly occurrence surveys
2. Water quality and quantity information from data sondes that provide continuous automated collection of data including depth of water above the sonde (i.e. flow stage), temperature, electrical conductivity, and, for selected sites, pH.
3. Hydrochemistry data from quarterly sampling rounds including field parameters, common and trace constituents, and radiological constituents. For selected sites, stable and radiogenic isotope data also exist; these data are presented in M&A (2012a).
4. Stream and spring flow rates are measured or estimated when data sondes are downloaded and when hydrochemistry samples are collected.

All data collected since the beginning of the surface water monitoring program are compiled in this report. Description and explanation of available data as well as discussion and interpretation are provided in the following section.

3.0 OCCURRENCE SURVEYS AND SONDE RESULTS AND DISCUSSION

3.1 STREAM AND SPRING FLOW RATES

Stream and spring flow rates are measured or estimated during data sonde quarterly downloads and when hydrochemistry samples are collected. Low flows are measured with a calibrated vessel and a stopwatch or a portable cutthroat flume. Higher flows are measured using a pygmy meter. If equipment for flow measurement is not available field staff estimate flow based on visual inspection of the location; these estimated values are highly uncertain and should only be used as a general indicator of flow rate. All flows measured or estimated during the surface water monitoring program are provided in **Appendix A**.

3.2 OCCURRENCE SURVEYS

Occurrence surveys (also called surface water inventories) have been conducted by Golder (2003 – 2004), RCM (2004 – 2011; 2013), and M&A (2012) in all the principal watersheds and their sub-basins. The results of the occurrence surveys provide a record of the location, persistence, and variability of surface water features (including principal springs) within the Resolution Project area over the last decade. Following are descriptions of the survey extents that include initial surveys (Golder, 2006) as well as additions that have been made since the beginning of the program:

- Devils Canyon – From approximately 3 km upstream of Highway US60 down to the ASARCO Ray Mine
- Rancho Rio Creek – From Forest Service Road 315 to confluence with Devils Canyon

- Hackberry Canyon – From Forest Service Road 315 to confluence with Devils Canyon
- Upper Queen Creek – From Pump Station Spring to the Town of Superior
- Lower Queen Creek – From Town of Superior Wastewater Treatment Plant (WWTP) down to Whitlow Ranch Dam plus Bored, Hidden, and Kane Springs
- Arnett Creek – From Blue Spring down to Highway US60 bridge (excluding approximately 6 km where Arnett Creek crosses private property)
- Telegraph Canyon – From approximately 6 km upstream to the confluence with Arnett Creek.
- Mineral Creek – Government Springs Ranch to just above the confluence with Devils Canyon (added 2008)
- Lyon's Fork from approximately 220 meters upstream down to the confluence with Mineral Creek (added 2008)

Figure 4 shows a map of the maximum survey extents. The actual survey extents have varied through the years as program goals have developed; **Table 3** summarizes quarter-specific survey extents some of which are subsets of the maximum extents shown on **Figure 4** and listed above. Reaches included in each of the quarterly surveys are summarized in **Table 4**. Quarterly surveys consist of walking the defined survey extent of each principal watershed and visually inspecting stream channels and seeps/springs within the watershed. Along the main stem of each stream channel flowing and non-flowing reaches are identified. In addition, principal springs and seeps are inspected and flow rate/water level is estimated. In the first four surveys all springs and seeps were included; however, starting in Q2 2004 only those springs or pools containing more than 1,000 gallons (approximately 4,000 liters) were documented.

Figures 5 through 13 show the reaches in which surface flow or saturation were observed in each of the quarterly occurrence surveys in the principal watersheds and sub-basins. Monthly PRISM precipitation data from the Superior location (latitude 33.294,

longitude -111.1) are also shown on **Figures 5 through 13**. These data are included to allow qualitative assessment of the relationship between precipitation and runoff response in the project area watersheds. A key objective of this study is to identify reaches that are supported by groundwater discharge (perennial or intermittent reaches) as opposed to those that are supported entirely by precipitation-driven runoff (ephemeral reaches). The definition of a flowing reach is a somewhat subjective and time-specific process; for example, a given reach may be flowing at 8:00 am but by 2:00 pm surface flow may have ceased due to increased evapotranspiration (ET) demand. Therefore reaches that have visible surface flow have been combined with those that are clearly saturated (e.g., a footprint immediately fills with water). It is believed that this approach provides the most consistent means of discriminating between perennial and ephemeral reaches from quarter to quarter. It should be recognized that field occurrence surveys are inherently subjective; results should be considered to be qualitative and used as general indicators of surface water distribution and persistence. Occurrence survey results shown on **Figures 5 through 13** focus on documentation of flowing stream reaches so stagnant pools are not included, although some large stagnant pools have been regularly sampled for hydrochemistry.

Following is discussion of the principal observations/findings of the occurrence surveys.

3.2.1 Identification of Perennial Reaches and Springs

Results of occurrence surveys have been assessed to identify areas in which permanent surface water is present. A discussion of perennial reaches and springs/seeps in each of the principal watersheds is provided in the following sections.

3.2.1.1 Devils Canyon

Occurrence surveys indicate that surface water is consistently present in the reach from approximately DC 11.0 to DC 10.6 (**Figure 5**). Hydrochemistry data indicate that this

reach is likely supported by a local, shallow groundwater system that is recharged by precipitation-driven runoff and has relatively short residence times (M&A 2010a, 2012a). Flow rates measured in this reach (at DC 10.9 C) range between 0.2 and 2031 L/s with higher flows due to surface water runoff and baseflow on the order of 0.2 to 1 L/s (**Appendix A**).

In addition, perennial stream reaches in the main stem of Devils Canyon that were defined by Golder in 2006 based on preliminary data are generally supported by subsequent surveys (**Figure 5**). It appears that water is consistently present on or near the surface in the following reaches: DC 9.14 to 7.53 and DC 6.10 to 5.44 (Golder, 2006). Between these two perennial reaches flow is intermittent. Hydrochemistry data and groundwater levels in the ALT aquifer indicate that baseflow is supported by discharge from the ALT aquifer (M&A 2010a, 2012a). Flow rates measured at stations in the upper perennial reach (DC 8.8 C, and DC 8.1 C) range between 0.1 and 2084 L/s (**Appendix A**). Higher flows are due to input from surface water runoff after precipitation events; baseflow appears to be on the order of 0.1 to 5 L/s. Flow rates measured at the monitoring station in the lower perennial reach (DC 5.5 C) range between 0.6 and 662 L/s; baseflow is likely less than 1 L/s. As in the upper reach, higher flows are due to input from surface water runoff after precipitation events (**Appendix A**).

Three Devils Canyon tributaries are included in surface water occurrence surveys (**Figures 6 through 8**). Hackberry Canyon and Rancho Rio have been surveyed since the beginning of the program. No perennial reaches have been identified in either Hackberry Canyon or Rancho Rio (**Figures 6 and 7**). However, in both tributaries there are substantial pools that are rarely, if ever, dry. Flow rates measured in Rancho Rio (at location RR 1.5 C) range between 0.2 and 2.0 L/s. Flow rates measured in Hackberry Canyon (at location H 0.1 C) range between 0 and 4 L/s (**Appendix A**). Iron Canyon was added to the occurrence survey program in 2008 (**Figure 8**). Presence of surface water appears to be fairly persistent in Iron Canyon (in eight of nine surveys there are substantial cumulative lengths of saturated/flowing stream channel). Only one quarter (Q2 2011) is reported to have

been largely dry. Despite the relative persistence of flow in Iron Canyon the data do not support identification of perennial flow in any particular reach. It appears that Iron Canyon flows in response to rain events and that bank storage and storage in the stream channel alluvium supports low-volume discharge for a relatively long period after precipitation has ceased. Flow rates measured in Iron Canyon (at location IC 1.0 C) range between 0.3 and 408 L/s (**Appendix A**).

Golder (2006) identified numerous springs in the Devils Canyon watershed but noted that the large extent of the study area and the rugged terrain made it difficult to identify all springs and to determine which are perennial. Golder (2006) notes that substantial springs upstream of the Crater Tanks (roughly DC 6.1) discharge from the west side of the canyon and springs downstream of Crater Tanks discharge from the east side of the canyon. The report provides the following list of springs that were identified as flowing in the surveys conducted in the period 2003-2006:

- Spring cluster (as many as five springs identified) between Rancho Rio and Hackberry Canyon (stationing 8.9 to 8.3). The larger springs in the cluster occur on the west side of the canyon near the canyon floor.
- Spring cluster immediately below Hackberry Canyon on west side of Devils Canyon. Includes largest spring identified in canyon (DC 8.2 W).
- Spring in tributary on west side of canyon (DCT 6.6 W).
- Spring adjacent to lowermost Crater Tanks pool (DC 6.12 E).
- Spring immediately below lowermost Crater Tanks pool (DC 6.1 E).
- Long seep/spring face with abundant vegetation high on slope (DC 5.0 E).
- Hanging garden on east side of canyon (DC 4.1 E).
- Hanging garden on east side of canyon (DC3.7E).

Flow rates have been measured at four of the springs listed above: DC 8.2 W, DC 6.1 E, DC 4.1 E and DCT 6.6 W. All these springs are perennial and hydrochemical data

indicate that they issue from the ALT aquifer (M&A 2010a, 2012a). Flow rates are summarized in **Appendix A**. A brief summary of flow at each location is provided below:

- DC 8.2 W has never been reported as dry; measured flows range between approximately 0.1 and 0.8 L/s.
- DC 6.1 E has never been reported as dry; however flow rates are low with measured values ranging from 0 (wet but no measurable flow) to 0.1 L/s.
- DC 4.1 E has never been reported as being dry although flow rates are very low (zero in three of four reported quarters).
- DCT 6.6 W is located in an un-named tributary to lower Devils Canyon. Measured spring flows range between 0 and 2 L/s. Hydrochemistry data indicate that baseflow is represented by flows in the range 0 to 0.04 L/s whereas the higher flow rate of 2 L/s appears to include contribution from surface water runoff (**Section 4.1.1**).

3.2.1.2 Mineral Creek

Mineral Creek and its tributary, Lyon's Fork, were added to the occurrence survey program in 2008. Flow is perennial in the Mineral Creek stream channel between approximately MC 8.4 and MC 7.8. Flow rates measured in the upper perennial reach at MC 8.4 C range between 0.2 and 124 L/s. Higher flows are due to input from surface water runoff after precipitation events; baseflow appears to be on the order of 0.2 to 4 L/s. Perennial flow also occurs between approximately MC 6.9 and MC 1.6 (**Figure 9**). Flow rates in this reach (measured at MC 5.2 C and MC 3.3 C) range between 1 and 337 L/s. As in the upper reach the larger flow rates represent input from surface water runoff; flows of 5 L/s or less likely represent baseflow conditions. Lyon's Fork is perennial from approximately LF 1.6 to LF 0.9 (**Figure 10**). Flow rates measured at LF 0.2 C range between 0 and 122 L/s; baseflow is likely <3 L/s.

Hydrochemical data indicate that base flow in upper Mineral Creek and Lyon's Fork is supported primarily by discharge of groundwater from the Mineral Creek drainage that is dominated by relatively recently recharged surface water runoff (**Section 4.1.2**). In the lower

reaches of Mineral Creek hydrochemical data indicate that base flow is supported by a mixture of groundwater from the Mineral Creek drainage and from the ALT aquifer.

Spring MC 3.4 W has been observed to flow in all nine surveys that have been conducted in Mineral Creek. Measured flow rates range between 0.1 and 0.3 L/s; hydrochemical data indicate that MC 3.4 W is a discharge location for the ALT aquifer (M&A, 2012a).

3.2.1.3 Queen Creek

The only perennial reach along the main stem of Queen Creek within the project area is located downstream of the Town of Superior WWTP and the Harborlite perlite mine. Discharges from these two facilities maintain perennial flow in Queen Creek down to the Boyce Thompson Arboretum (approximately QC 17.39 to 15.55). Currently the Arizona Department of Environmental Quality (ADEQ) classifies this reach as being effluent-dependent. This reach is indicated on **Figure 11**.

Two Queen Creek tributaries, Arnett Creek and Telegraph Canyon, are included in surface water occurrence surveys (**Figures 12 and 13**). Both Arnett Creek and Telegraph Canyon were surveyed for four consecutive quarters in 2002 through 2004 then removed from the program until 2012. Since Q3 2012, when occurrence surveys were resumed in Arnett Creek and Telegraph Canyon, three consecutive quarterly surveys have been conducted. Two short perennial reaches have been identified in Arnett Canyon. The uppermost reach is associated with Blue Spring which discharges into the Arnett Creek streambed from a detached block of Tal and gives rise to a perennial reach between approximately AC 12.49 and AC 12.38. Flow rates measured at Blue Spring range between 0 and 3 L/s. The lower perennial reach (approximately AC 4.54 to AC 4.51) is located just downstream from the confluence between Arnett Creek and Telegraph Canyon. Flow rates have not been measured in the lower perennial reach of Arnett Creek; however, field estimates indicate that flow rates are generally very small. Two perennial reaches occur in

Telegraph Canyon in the first kilometer upstream from Arnett Creek. The uppermost reach is approximately TC 1.06 to TC 1.01 and the lowermost is approximately TC 0.6 to TC 0.5. Flow rates measured in the lower perennial reach (at TC 0.5 C) range between 0 and 2.2 L/s.

Six springs in the Queen Creek Watershed were identified as being perennial by Golder (2006) and have been sampled consistently: Pump Station Spring, Blue Spring, Boulder Hole, Hidden Spring, Bored Spring, and Kane Spring. However, subsequent observations show that water is only consistently present at Blue Spring, Boulder Hole, and Kane Spring. Flow rate data are summarized in **Appendix A**. A brief description of flow behavior at each location is provided below:

- Pump Station Spring flowed consistently (at rates generally <1 L/s) until Q4 2010 when RCM and Golder field staff reported that the usual reach had migrated approximately 50 meters upstream and that the sampling location was dry. Since Q4 2010 the Pump Station Spring has been reported as a stagnant pool with no associated flow.
- Blue Spring supports the upper perennial reach of Arnett Creek; flow rates range from 0 to 3 L/s.
- Boulder Hole is generally a stagnant pool (i.e. no visible flow in or out of the pool) with estimated volumes that vary between an <40 L and 3,800 L. Boulder Hole has never been reported as dry.
- Hidden Spring has very low flow rates (flow has not been measured but field notes describe flow as “drips” or “trace flow”). In Q2 2011 and Q2 2012 Hidden Spring was reported as dry.
- Bored Spring has very low flow rates with measured rates between 0.01 and 0.1 L/s. Bored Spring was reported as dry in Q3 2009 and as not flowing (stagnant) in four of the 16 quarters for which observations exist.
- Kane Spring flow rates vary between 0 and 0.06 L/s. Kane Spring has never been reported as dry

Three springs are included in the Telegraph Canyon surveys: Filaria, South Filaria, and Trough Springs, none of which is perennial. Flow rates are not recorded at these springs.

3.2.2 Seasonal Trends in Length of Flowing Reaches

Table 5 shows the cumulative length of flowing reaches observed in each occurrence survey. Average flowing lengths by quarter in Devils Canyon, Mineral Creek, and Queen Creek are presented in the table below—these calculations are for the main stem streams only and do not include length of flowing tributaries. Inspection of the average flowing reach values shows that in all three principal streams maximum flowing length occurs in Q1. This seasonality is strongest in the stream channels that are most ephemeral; in Queen Creek, which has no perennial streamflow above Superior, it is clear that substantial runoff only occurs in response to winter rains. This trend is also strong in Devils Canyon. Although the correlation between longer flowing reaches and winter rains still holds in Mineral Creek the difference between the quarters is not as large because of the presence of substantial lengths of flowing water year round. Monsoon rains (Q3) result in increased flowing length in Devils Canyon but this response is not observed in Queen Creek or Mineral Creek. Baseflow conditions occur in the summer months before the monsoon (Q2) and later in the year before the winter rains commence (Q4).

QUARTER	AVERAGE CUMULATIVE FLOW LENGTH (km)		
	DEVILS CANYON	MINERAL CREEK	QUEEN CREEK
1	11.34	7.86	5.76
2	4.74	7.31	0.58
3	6.39	5.75	0.54
4	4.75	6.92	0.87

Average cumulative flow lengths (km) by quarter in principal stream channels

3.3 DATA SONDES

Data sondes were installed at selected locations in Devils Canyon, Mineral Creek, and Queen Creek (**Figure 3**) in order to provide a continuous record of water depth and water quality parameters. Data from the sondes are used to: (1) assess baseflow conditions; (2) observe runoff events; (3) support delineation of perennial reaches in the principal drainages; (4) define the relationship between surface water flow and water quality; and, (5) provide context for the results of quarterly hydrochemical sampling.

Twelve sondes have been installed in two rounds; ten are still functional and two have been discontinued. The first six data sondes were installed by Golder in Devils Canyon in 2003 (Golder, 2006). In 2011 a sonde was established at DC 8.1 C to replace the sonde at DC 8.2 W that was discontinued when the flow path of spring discharge changed and the sonde was no longer submerged. Also in 2011 a sonde was installed along Rancho Rio (RR 1.5 C), a tributary to Devils Canyon. Four additional data sondes were installed by RCM in late 2010/early 2011 in order to collect continuous flow and water quality data in the Queen Creek and Mineral Creek drainages. Data collected at the Devils Canyon data sondes with periods of record starting in 2003 are presented on **Figures 14 through 20**. The following sections present detailed discussion of the data sets provided by the sondes in Devils Canyon. Graphs of data generated by the more recently installed data sondes in Devils Canyon, Mineral Creek and Queen Creek are provided in **Appendix B**. Due to the short periods of record for these sondes the data are currently insufficient for assessment of long-term trends.

3.3.1 Sonde Parameters

3.3.1.1 Water Depth

Depth of water at a data sonde is useful for qualitative assessment of surface water flow characteristics at that location (e.g., persistence of surface water, response to runoff

events, and impact of ET demands). Depth of water is calculated based on pressure readings at the probe corrected for barometric pressure and converted to depth of water in centimeters (cm). Because sources of barometric data used for these corrections have changed over the period of record, absolute water depth values associated with corrected pressure readings at any given sonde cannot be compared across the entire period of record. It should also be noted that differences in water levels between sonde locations are a function of stream channel geometry and do not reflect relative flow volumes. For example at DC 8.8 C the sonde is located in a open, braided section of the stream channel so water depths for a given flow rate will be lower than at DC 7.1 C where streamflow is constrained by a bedrock narrows.

Efforts to develop rating curves by correlating stream stage (water depth) from the data sondes with measured flow rates have not been successful. Definition of the relationship between flow and stage is dependent upon a quantitative understanding of the geometry of the stream channel. In Devils Canyon stream channel morphology is inherently difficult to define due to the boulder alluvium that lines much of the channel and causes flow to be distributed among several flow paths. In addition, channel morphology is constantly changing so even in a reach that is defined by a bedrock narrows (e.g., DC 7.1 C) the sediment transport, seasonal algal growth, and flood debris cause substantial uncertainty regarding the exact area through which water is moving.

3.3.1.2 Temperature

Temperature data are considered high-quality. Thermisters in the data sondes are relatively robust and do not appear to drift. Data shown on **Figures 14 through 20** are raw data downloaded from the data sondes. There is no post-processing of temperature data beyond checking that the measurement units (°C) are correct and consistent.

3.3.1.3 Water Quality Parameters

Specific conductance (SC) is measured at all five sonde locations and pH is measured at locations DC 8.8 C, DC 7.1 C, and DC 5.5 C. Inspection of **Figures 14 through 19** shows that sonde water quality data are generally consistent with water quality parameters measured manually during sample collection. Data collected up until 2008 were audited by Golder and any rejected data were removed from the data set. Some data were not rejected but were qualified—these data are included on **Figures 14 through 19**. Reasons for qualification include extremely low SC values and drifting or unreasonable pH values. A summary of the qualification status of sonde data collected up until 2008 is provided in M&A (2010b). Data collected since 2008 have been reviewed by RCM and M&A and appear to be of reasonable quality; however, a detailed audit has not been conducted.

3.3.2 Persistence of Surface Water Flow in Devils Canyon

Depth of water above the sonde, specific conductivity and temperature all contribute to our understanding of the degree to which flow is perennial, intermittent, or ephemeral in a given reach of Devils Canyon. Inspection of **Figures 14 through 19** shows that periods of very low or no flow over a probe often coincide with very low or zero conductivity readings (because the conductivity probe dried out) and with markedly increased fluctuation in temperature (because the sonde is dry and changes in temperature are no longer attenuated by overlying water). Taking the temperature data as a proxy for the presence of water at a given location allows assessment of the persistence of flow at that location. **Figure 20** shows temperature data at the five data sondes located in the Devils Canyon channel. Inspection of this figure shows that in the upper reaches of Devils Canyon (represented by sonde location DC 13.5 C) there are dry periods in which little or no surface water is present. Very dry periods (when the data sonde is completely dry) are characterized by large temperature departures, generally in the summer prior to onset of monsoon precipitation (May – June). These observations are consistent with current understanding that upper Devils Canyon is ephemeral.

Further down Devils Canyon there appears to be a relatively persistent source of surface flow. Location DC 10.9 C was understood to be ephemeral when the data sonde was first installed (Golder, 2006). This initial expectation was likely based on results of the Q4 2003 occurrence survey which showed the site to be dry (**Figure 5**). This is consistent with the fact that 2002 was an extremely low-precipitation year and area conditions were very dry (in 2002 the total annual precipitation reported by PRISM for the Superior area was 144 mm compared with an annual average (1920 to 2011) of 489 mm). However, inspection of time-series plots on **Figure 15** shows that some minimum depth of water (on the order of 10 cm) has been present continuously at this site since the data sonde was installed. Temperature and specific conductance data also support the water level data in indicating that water level does not drop to zero at this site (**Figures 15 and 20**). Although water is consistently present at DC 10.9 C the intermediate magnitude of diurnal temperature fluctuations suggests that this water is either stagnant or flow-through is minimal in the drier parts of the year.

Inspection of **Figure 16** shows that water is consistently present at data sonde location DC 8.8 C. **Figure 20** shows that diurnal fluctuations in temperature at DC 8.8 C are relatively small and there are no large departures that would suggest dry conditions. These data are consistent with current understanding of the presence of a perennial reach in this part of Devils Canyon (see occurrence survey discussion in **Section 3.2.1.1**).

Inspection of **Figure 18** shows that water is relatively persistent at DC 7.1 C although water level does drop to zero or very low levels for short periods in the summer months. This is consistent with results of occurrence surveys that suggest that surface water flow in this reach is intermittent.

Data collected from the sonde at location DC 5.5 C are provided on **Figure 19**. DC 5.5 C is located toward the bottom end of a perennial reach identified based on results of occurrence surveys (**Section 3.2.1.1**). Both depth of water and temperature data indicate that this location dries up periodically (**Figures 19 and 20**); however, when water is present,

diurnal temperature fluctuations are similar in magnitude to those observed at sites where perennial flow is present. Large diurnal temperature fluctuations normally occur during the middle of the year when temperatures and evapotranspirative demands are at their highest. This signal is somewhat overprinted by the contribution of surface water runoff to streamflow; however, the data generally suggest that the reach represented by location DC 5.5 C is intermittent rather than ephemeral (i.e., that the reach is supported by groundwater discharge and that times of little or no surface flow are linked to increased evapotranspirative demand rather than lack of surface water runoff).

3.3.3 Evapotranspiration

Figures 21 through 25 show water depth measured at Devils Canyon data sondes plotted with evaporation and precipitation measured at the RCM East Plant meteorological station (KC-1) for June and December 2005. Data from these months were selected to represent seasonal periods with low precipitation and differing ET demands. High ET rates in June contrast with low ET rates in December to help characterize the effects of ET on baseline streamflow. Although evaporation data do not include the effects of transpiration by phreatophytes, they serve as a proxy for ET in this assessment in that seasonal distribution (high in summer, low in winter) and temporal patterns (peak in the late afternoon) are expected to be similar. **Figures 21 through 25** show two water level trends; diurnal (daily) fluctuations, and seasonal (summer vs. winter) water level changes.

Inspection of **Figure 23** shows that diurnal fluctuations in water level at DC 8.8 C are substantially larger in June than in December (up to approximately 4 cm in June and mostly less than 1 cm in December). Large diurnal fluctuations in the summer months are due to ET which is dominated by transpiration by phreatophytes in the riparian zone of Devils Canyon. Evaporation rates peak at approximately 5:00 pm whereas water level lows at DC 8.8 C occur at approximately 11:00 pm. Assuming that ET also peaks in the late afternoon there appears to be a roughly 6 hour lag between peak ET and the associated water level minimum.

In the winter when the trees are bare and ET is at a minimum (dominated by evaporation rather than transpiration) diurnal water level fluctuations are much smaller. Seasonally, water levels are higher in the winter and lower in the summer. This is due to evapotranspirative demand being greater in the summer months and is evidence that the reach of Devils Canyon represented by DC 8.8 C is supported by groundwater discharge. Similar seasonal water level trends are observed at DC 10.9 C, DC 7.1 C, and DC 5.5 C (**Figures 22, 24, and 25, respectively**) which are all representative of reaches believed to be supported by groundwater discharge and with perennial or intermittent flow.

Inspection of **Figure 21** shows that water levels at DC 13.5 C were higher in June 2005 than in December 2005. This is in contrast to the perennial reaches where baseflow is typically lower in summer than in winter as a result of greater ET demands. DC 13.5 C represents an ephemeral reach of Devils Canyon where water levels are a function of precipitation-driven surface water runoff rather than being linked to groundwater levels and therefore to seasonal changes in ET demand. The declining streamflows observed in June 2005 represent residual runoff from the winter/spring precipitation season.

3.3.4 Response to Precipitation Events

It is clear from inspection of **Figures 14 through 19** that all locations in Devils Canyon respond to rainfall events with increased flow. High-intensity precipitation events coupled with impervious land surfaces, sparse vegetation, and steep topographic gradients result in rapid increases in streamflow in response to rainfall. Winter rains tend to produce runoff events of longer duration and with higher maximum flows than summer rains. This is due in part to the higher rainfall totals associated with the winter rainy season; however, it is also due to wetter antecedent moisture conditions that prevail in the winter months. These wetter conditions mean that there is less storage capacity in the near-surface in the winter and a larger proportion of any given rain event runs off rather than infiltrating. Flow rates have not been calculated from head measurements as rating curves have not been completed.

However, preliminary calculations by Golder indicate that flood flows as high as 1,640 cubic feet per second (cfs) occur in Devils Canyon (Golder, 2003).

3.3.5 Spring Flow

A data sonde was initially installed to measure flow from the spring at DC 8.2 W. This sonde was left dry when a storm event changed the routing of surface flow from the spring and a new data sonde was located in a pool just downstream (DC 8.1 C) in 2011. Although the data sonde at DC 8.2 W only yielded approximately eight months of useable data, it is clear that the temperature and water level at this location are very stable compared with the diurnal and seasonal fluctuations observed at surface-water sites (**Figure 17**). This is consistent with current understanding that the spring at DC 8.2 W is a discharge point from the ALT aquifer.

3.3.6 Water Quality Parameters

3.3.6.1 pH

pH data are collected at three locations: DC 8.8 C, DC 7.1 C, and DC 5.5 C (**Figures 16, 18, and 19**). Values are generally on the order of 7.5 to 8.5 standard units (s.u.) with diurnal fluctuations on the order of 0.5 s.u. Daily fluctuations are likely due to impact from biological activity (microbial respiration and photosynthesis by riparian vegetation) which changes the partial pressure of carbon dioxide and, as a result, imposes a control on pH (Jones et al. 2004). Larger fluctuations, such as those observed at DC 7.1 C are not reflected in the pH measurements taken during sampling which are more stable (between 7.4 and 8.3 for 11 samples).

3.3.6.2 Specific Conductance

Several trends in specific conductance (SC) can be observed; these vary between sites dominated by surface runoff and those supported by groundwater discharge as discussed below.

At sites supported primarily by runoff (DC 13.5 C; **Figure 14**) or shallow ground-water where flow rates are low (DC 10.9 C; **Figure 15**):

- On the trailing edge of a runoff event when water levels decrease and evapoconcentration occurs the SC increases.
- On the leading edge of a runoff event when antecendent conditions are dry, a spike in SC values is often observed. This is due to remobilization of salts that were precipitated in the stream channel or concentrated in small stagnant ponds as the previous runoff event dried up.
- During substantial runoff events, when the initial flush has passed through, SC values reflect the very dilute composition of rain water and SC values reach a minimum.

At locations where baseflow is supported by ALT aquifer groundwater (DC 8.8 C, DC 7.1 C, and DC 5.5 C; **Figures 16, 18, and 19**):

- SC of the baseflow reflects the generally higher SC values of groundwater (on the order of 200-300 microSiemens per centimeter (µS/cm)).
- Input from runoff events tends to decrease SC values at these locations. Impact from flushing events is attenuated at these sites due to the diluting effects of baseflow.

At spring DC 8.2 W, SC is relatively constant (for the short period of record available) at approximately 250-300 µS/cm which is consistent with current understanding that spring DC 8.2 W is supported by discharge from the ALT aquifer with little or no input from surface water runoff (M&A 2010a, 2012a).

4.0 HYDROCHEMISTRY RESULTS AND DISCUSSION

Baseline surface water chemistry data have been collected in the Devils Canyon and Queen Creek watersheds since 2003 and in the Mineral Creek watershed since 2008. The baseline surface water hydrochemistry data set focuses on those chemical and radiological constituents and water quality parameters that may be used to compare surface water composition with applicable water quality standard and identify potential future impacts. Baseline analytes are listed in **Table 6**. The discussion below presents the analysis of the baseline hydrochemistry data with the aim of defining baseline conditions and elucidating spatial and temporal trends in chemical composition.

In addition to the baseline data set, analytes including stable isotopes and radioisotopes have been collected as part of the greater hydrogeologic characterization effort. These data have been used to refine understanding of surface water/groundwater interaction, identify sources of springs and other surface water features, and contribute to the integrated conceptual model of the Resolution Project area. Discussion of these data is presented in M&A (2010a, 2012a, and 2012b) and is not included in this report.

A summary of the quarters in which hydrochemical data were collected is provided in **Table 7**. **Figure 26** shows the spatial distribution of currently available hydrochemical data.

4.1 COMMON ION CHEMISTRY

Major ion data are plotted on trilinear (Piper) diagrams to display surface and spring water compositions in terms of proportions of the major ions expressed as equivalents (**Figure 27**). Trilinear diagrams are used to: (1) classify waters into hydrochemical facies (types) on the basis of relative proportions of major ions, and (2) identify potential mixing

relationships within and between sample populations (Drever, 1982). Trilinear diagrams are constructed by plotting the proportions of major cations (sodium plus potassium ($Na^+ + K^+$), calcium (Ca^{2+}), and magnesium (Mg^{2+})) on a single triangular plot and the major anions (chloride (Cl^-), bicarbonate + carbonate ($HCO_3^- + CO_3^{2-}$), and sulfate (SO_4^{2-}) on another. The information on the two triangular diagrams is then combined into a central quadrilateral plot that shows the relative proportions of all the major ions. On trilinear diagrams showing data from sites adjacent to the Tal outcrop belt, the field occupied by groundwater samples collected from the ALT aquifer is outlined for reference (M&A, 2010a). Points that fall within this range suggest a similar composition to groundwater from the ALT aquifer. Trilinear diagrams, together with statistical analysis of sample populations, allow investigation of the spatial distribution of common ion compositions within the project area as well as identification of temporal trends in chemical composition. Results of these investigations are presented in the following sections.

This section provides a discussion of the major ion chemistry in each of the principal watersheds in the study area.

4.1.1 Devils Canyon

Devils Canyon watershed comprises approximately 92 km^2 is located within a region of relatively homogeneous surface geology dominated by the Tal (**Section 2.3.4.1**). Surface water in this watershed is derived from two distinct sources: ALT aquifer groundwater that discharges to the surface via seeps and springs, and water that falls as local precipitation and makes its way to the stream channel via surface water runoff, through-flow, and shallow, perched groundwater systems. The following section describes the common ion chemistry of springs and stream water within Devils Canyon watershed.

Figure 28 is a trilinear diagram showing common ion data from all the surface water and spring sampling sites within Devils Canyon watershed; **Figures 29 through 45** show

data for each location individually. In general, Devils Canyon sites have a calcium-sodium-bicarbonate water type, but many of the sites exhibit a scattering of points ranging from low sulfate (very high bicarbonate) to relatively high sulfate (low bicarbonate), while chloride remains constant. In-channel sampling sites in the upper reaches of Devils Canyon (DC 15.5 C , DC 15.2 C, DC 14.7 C, DC 13.5 C, and DC 10.9 C; **Figures 29 through 33**) and in the Devils Canyon tributaries Iron Canyon and Rancho Rio (**Figures 44 and 45**) show the most pronounced spread of bicarbonate and sulfate values. This is consistent with precipitation-driven runoff with generally higher sulfate content that varies depending on antecedent moisture conditions. Flow events that occur after a dry spell mobilize salts that were precipitated along the stream channel and in small stagnant pools as the previous flow event dried up. Thus these first flush events have higher specific conductance (**Section 3.3.6.2**) and higher sulfate content. In contrast, flow events that occur after the stream channel is well flushed, for example at the end of the winter rains, have higher bicarbonate contents (and lower SC) that are more reflective of the composition of precipitation. One sample location in upper Devils Canyon watershed, IC 1.0 C, stands out from the others due to its relatively high levels of chloride (**Figure 44**). This site is located in Iron Canyon, a tributary of Devils Canyon. Iron Canyon drains an area that is characterized by greater anthropogenic activity, including ranching operations and a small community, Top-of-the-World, which may contribute to the elevated chloride levels.

Stream sampling sites in the lower reach of Devils Canyon are perennial. This reach includes sites DC 8.8 C, DC 8.1 C, DC 7.1 C, DC 6.14 C and DC 5.5 C; trilinear diagrams for these sites are shown on **Figures 34, 36, 37, 38, and 40**, respectively. The anion composition at these sites is characterized by modest spread between high bicarbonate and moderate sulfate. Over 50 percent of the observations at each of these sites plot within the range of the ALT aquifer, consistent with current understanding that the groundwater discharge from the ALT aquifer supports flow in the perennial reach. The scatter towards higher sulfate indicates that variable proportions of surface runoff contribute to streamflow. Data from H 0.1 C, a stream sampling site in Hackberry Canyon which is tributary to Devils

Canyon adjacent to the perennial reach, exhibits similar chemical behavior which indicates that the ALT aquifer also discharges at this location (**Figure 43**). Field observations confirm seepage from the ALT upstream from the H 0.1 C sampling location.

Springs in Devils Canyon (DC 8.2 W, DC 6.1 E, and DC 4.1 E; **Figures 35, 39, and 41**) and in an un-named tributary to Devils Canyon (DCT 6.6 W; **Figure 42**) generally plot within the ALT aquifer range consistent with current understanding that the ALT aquifer discharges in this region. At DCT 6.6 W and DC 6.1 E there are a few points which fall outside the close grouping that generally characterizes these springs. These samples were all collected during the winter months, when precipitation-driven runoff is expected to be highest, and likely reflect a small proportion of surface water runoff or through-flow contributing to the spring sample.

4.1.2 Mineral Creek

Upper Mineral Creek watershed is a relatively large drainage basin of approximately 140 km^2. Tal outcrops along the western edge of the watershed and in the south younger Precambrian-aged Apache Group rocks are exposed. However, the majority of the watershed is underlain by older Precambrian Pinal Schist and intrusive rocks (**Section 2.3.4.1**). Surface water in Mineral Creek is derived from a mixture of groundwater from the Mineral Creek watershed, groundwater from the ALT aquifer, and precipitation-driven surface water runoff. Groundwater from the Mineral Creek drainage discharges at Government Springs, along Lyon's Fork, and along the main stem of Mineral Creek and supports perennial/intermittent flow for the majority of the reach between Government Springs and the confluence with Devils Canyon (**Section 3.2.1.2**). ALT groundwater discharges at spring MC 3.4 W and possibly at other sites along the stream channel downstream of MC 3.4 W and contributes to perennial flow in the lower reach of Mineral Creek. The following section describes the common ion chemistry of springs and stream water within the westernmost part of Mineral Creek watershed adjacent to the Devils Canyon watershed.

Figure 46 is a trilinear diagram showing common ion data from all the surface water and spring sampling sites within Mineral Creek watershed; **Figures 47 through 52** show data for each location individually. In general, Mineral Creek sites have a calcium-bicarbonate water type with some spread to higher sulfate compositions. Compared with surface waters in the Devils Canyon drainage, the spread between high bicarbonate and high sulfate is smaller with maximum sulfate contents roughly 50 percent in the Mineral Creek watershed compared with up to almost 70 percent in Devils Canyon. Chloride contents are low (below 10 percent) and relatively constant at all sites.

Common ion chemistry of groundwater from the Mineral Creek drainage is distinct from that of the ALT aquifer; data from Government Springs, LF 0.2 C, MC 8.4 C, MC 5.2 C, and MC 3.3 C all plot outside the range of ALT compositions shown on the trilinear diagrams in **Figures 47 through 50 and 52**. In contrast, the composition of spring water sampled at spring MC 3.4 W lies within the field occupied by the ALT aquifer data which is consistent with current understanding that MC 3.4 W is a discharge point for the ALT aquifer (**Figure 51**).

4.1.3 Queen Creek

Queen Creek watershed comprises approximately 442 km^2. Within the Resolution Project area this watershed is characterized by diverse geology, consisting of Tal, sedimentary rock, volcanics and intrusive rocks (**Section 2.3.4.1**). It also has a relatively long history of disturbance resulting from human activities in the area, including prospecting, mining, ranching, and development. The primary source of water to this drainage is understood to be surface water runoff. All the streams in Queen Creek watershed within the Resolution Project area are ephemeral with the exception of a short reach of effluent-dependent surface water downstream of the Town of Superior WWTP and Harborlite Perlite Mine (**Section 3.2.1.3**).

Figure 53 is a trilinear diagram showing common ion data from all the Resolution Project sampling sites within Queen Creek watershed; **Figures 54 through 67** show data for each location individually. Sites in Queen Creek watershed fall into three broad categories: (1) a calcium-sodium-bicarbonate water type, (2) a calcium-bicarbonate water type, and (3) a calcium-magnesium bicarbonate water type.

Common ion data from Number Nine tributary, Oak Flat Tributary, QC 21.7 C, and QC 19.7 C indicate that surface water sampled at these sites has a calcium-sodium-bicarbonate water type similar to ephemeral sites in Devils Canyon watershed (**Figures 60, 61, 65, and 66**). Anion composition ranges from high bicarbonate to moderate/high sulfate. This pattern is particularly evident at Number Nine Tributary. Similar to the ephemeral streams in Devils Canyon watershed, most of the data at these sites plot outside the range of the ALT aquifer due to high sulfate levels. These observations are consistent with current understanding that flow in Queen Creek and its tributaries is supported by surface runoff. There is no evidence of discharge from the ALT aquifer at these locations.

Blue Spring, Boulder Hole, and QC 22.6 E have a calcium-bicarbonate water type (**Figures 55, 57, and 64**). Common ion compositions at Boulder Hole and QC 22.6 E are distinct from ALT aquifer water due to lower sodium content. Data from Blue Spring plot nearer the ALT aquifer range likely due to interaction between spring water and the detached block of Tal from which the spring discharges. Kane Spring, Hidden Spring, and Bored Spring are characterized by a calcium-magnesium-bicarbonate water type likely imparted to the spring water by interaction with the Paleozoic carbonate rocks from which they discharge (**Figures 59, 58, and 56**). Spring and surface waters sampled at Pump Station Spring and QC 27.3 C are also calcium-magnesium-bicarbonate water type (**Figures 62 and 63**). There is no evidence of discharge from the ALT aquifer at any of these spring or surface water locations.

Two additional surface water sampling sites, AC 4.5 C and TC 0.5 C, were established in Arnett Creek and Telegraph Canyon, tributaries of Lower Queen Creek, in Q2, 2012 (**Figures 54 and 67)**. Samples from AC 4.5 C have a calcium-bicarbonate water type; samples from TC 0.5 C have a calcium-sodium-bicarbonate water type. Because of the geographical distance between these sites and outcrop of Tal, the range of the ALT aquifer is not shown on these figures.

4.2 HYDROCHEMISTRY BASELINE DATA

A focused subset of analytes has been developed in order to streamline the analytical and reporting process. This subset is provided in **Table 8** and includes: (1) analytes and water quality parameters for which Arizona surface water standards currently exist; (2) analytes and water quality parameters that are considered to be indicators of potential impact from future mining operations; and, (3) analytes required for application of the Arizona Surface Water Quality Standards (more information on regulation of Arizona Surface Water Quality Standards can be found in **Section 4.5**). Analytes in the focused subset for each sampling location are plotted through time; the results are shown in **Appendix C**. Visual inspection of these graphs indicates that there are no systematic increases or decreases in concentration with time for any of the analytes in the focused analyte group.

4.3 DESCRIPTIVE STATISTICS

The goal of baseline statistical analysis was: (1) to identify the current best practice in statistical analysis of environmental water quality data, and (2) to apply that practice to the RCM surface water quality dataset to produce descriptive statistics that can be used to robustly characterize baseline levels of chemical constituents. Existing hydrochemical data (through Q1 2013) and available methods were reviewed in order to identify the most

appropriate and currently-accepted method to generate descriptive statistics for highly censored environmental datasets (i.e., datasets with a large proportion of values below the analytical reporting limit). The selected methods were then applied to a subset of the existing surface water quality data to generate descriptive statistics. Statistics were calculated for constituents for which there are existing Arizona surface water standards and also those that are considered to be indicators of potential impact from future mining operations.

4.3.1 Definitions

Several key terms used in this section are defined below for clarity:

Population: The actual distribution of naturally-occurring concentration values for a single analyte at a single sampling site. The population is unknown and unknowable and can only be estimated by sampling.

Observation: An individual measurement drawn at random from a single population (e.g., the concentration of copper at a given sample location on a given date).

Sample: The set of observations drawn from a single population (e.g., all the copper concentrations measured at a given location).

Dataset: All observations at all sites for all analytes.

Therefore, *observations* are results from the laboratory that together comprise a *sample* of the *population* at a given site.

4.3.2 Sample Size

One of the principal questions regarding the existing surface water dataset is whether or not the sample sizes are large enough to establish baseline conditions that would enable quantitative determination of changes to baseline conditions in the future. Classical statistical computations typically require a minimum of 30-50 observations to derive reliable

estimates of population statistics (mean, standard deviation, distribution, etc.). Nevertheless, it is recognized that for many environmental applications, sample sizes are typically much smaller than this. Empirical mathematical tests have been conducted by the U.S. Environmental Protection Agency (EPA) and others to determine the minimum sample size required for estimating statistical parameters (Singh and others, 2006). The EPA's test results and subsequent recommendations are summarized in the 2009 update to its "Unified Guidance" for statistical analysis of groundwater data. Studies demonstrate that samples comprising eight to ten observations represent the minimum size for enabling statistical estimates of population characteristics (EPA, 2009). Review of literature suggests that the EPA 2009 "Unified Guidance" represents current best practice in statistical analysis of environmental water quality data.

From a statistical perspective, baseline surface water quality must be defined for each sampling location individually. Surface water chemistry varies from one location to another; a sample collected at one location likely does not represent the same population as a sample collected at a second location, even when the locations are close to one another. For this reason, it is not possible to combine samples for an individual analyte across multiple sites. Based on the EPA (2009) guidance document and the variability between surface water sampling locations, M&A recommends that an effort be made to collect a minimum of ten observations for each constituent of interest at each sampling location.

4.3.3 Censored Values (Non-Detects)

An important factor in generating descriptive statistics is the presence of censored values. These are values for which the concentration of the analyte is lower than the analytical detection limit (DL); such values are reported as <DL. The value at which a given analyte is censored is dependent on several factors including: the analytical equipment used, the calibration of the equipment when analyses are conducted, and whether the sample was diluted prior to analysis. The detection limit is subject to change over time as analytical

methods improve, and also between and within laboratories depending on calibration and sample preparation techniques.

Traditionally, the guidance regarding statistical analysis of datasets including censored values has been to substitute a value (usually half the detection limit) for each of the censored values prior to performing the calculations. However, this approach has been shown to be inadequate and recent guidance (EPA, 2009) incorporates sophisticated statistical methods that leverage the value of censored data in constraining understanding of a population. Of particular importance in these calculations is the proportion of samples within a population that are censored. Research has demonstrated that statistical estimates of the sample mean, standard deviation, and other statistics are unreliable if the proportion of censoring is greater than 50 percent (Singh and others, 2006). Therefore, for samples containing greater than 50 percent censored values, statistical analysis should not be conducted. Instead, only the following should be reported for these samples:

- The proportion of censored data
- The minimum and maximum detected values
- The minimum and maximum detection limits

However, for samples with at least ten observations (above or below the detection limit) and less than 50 percent censoring, it is possible to estimate the mean, standard deviation and the 95 percent upper confidence limit on the mean. This can be done using one of several approaches including: Kaplan-Meier (KM), Maximum Likelihood Estimation (MLE), and Regression on Order Statistics (ROS). For further explanation of these methods see Helsel (2005) and EPA (2009).

4.3.4 Descriptive Statistics Results

Hydrochemistry samples have been collected in 25 quarters between Q4 2002 and Q1 2013. However, since water samples were collected only if water was present at the sampling location, ephemeral sites often have considerably fewer than 25 quarters of data. In addition, some sites were not targeted for data collection during every possible quarter of sampling. **Table 7** summarizes the samples collected at each location through Q2 2012. The focused subset of analytes (**Section 4.2**) is used for the statistical analysis to facilitate the analytical and reporting process. This subset is provided in **Table 8** and includes: (1) analytes and water quality parameters for which Arizona surface water standards currently exist; (2) analytes and water quality parameters that are considered to be indicators of potential impact from future mining operations; and, (3) analytes required for application of the Arizona surface water standards.

Based on the current guidance regarding sample size and analysis of censored datasets, M&A has implemented the following approach:

- For sample sizes comprising ten or more observations, conduct the following analyses:
    - For censoring proportion of 50 percent or greater:
        - Report number of observations
        - Report number of censored values
        - Report minimum and maximum detected values
        - Report minimum and maximum censored values
    - For censoring proportion of less than 50 percent but greater than 0 percent, also:
        - Estimate sample mean, standard deviation, and 95 percent upper confidence limit using KM

- For censoring proportion of 0 percent (i.e., all values detected) report also:
  - Estimate mean, median, standard deviation and 95 percent upper confidence limit on the mean using traditional statistical methods

ProUCL (Version 4.1) was used to compute descriptive statistics for all samples in the focused subset (**Table 8**) that currently comprise ten or more observations. ProUCL is a software package developed by the EPA to provide statistical functions and techniques for handling small samples and samples with censored values as a practical extension of its theoretical work in this area over the last 5 years (EPA, 2010). Summary statistics for the focused subset of analytes and water quality parameters are presented in **Appendix D**.

4.4 SPATIAL AND TEMPORAL STATISTICAL ANALYSIS

Common constituents and selected analytes with one or more regulatory exceedances of the Arizona Surface Water Quality Standards were analyzed for spatial and temporal variability between and within the three watersheds in the Resolution Project area (more information on regulation of Arizona Surface Water Quality Standards can be found in **Section 4.5**). While this analysis is not exhaustive, it provides a quantitative approach to describing the natural hydrochemical variability in the study area. Results of spatial and temporal statistical analysis and, where appropriate, explanations for the observed variability are presented in the following sections.

4.4.1 Statistical Methods

Significance Testing: Significance testing was performed for selected analytes with JMP version 10 (SAS Institute Inc., 2012) statistical software package using the Wilcoxan test (also known as the Mann-Whitney U-test). Significance testing is a statistical method used to determine whether two populations differ from one another. The Wilcoxan test uses

a probability distribution to calculate the probability that two populations are the same based on their means and standard deviations. The probability value (p-value) is the chance, expressed as percent, that the two populations are equal. Therefore, if the probability that they are equal is very small (for example p = 0.031), then the conclusion is that there is a 3.1 percent chance that the two populations are the same. A widely accepted threshold for statistical significance is 5 percent; this significance level is used in the following analyses. If the p-value is less than 0.05, then the two populations are said to be significantly different from each other.

The Wilcoxan test is a non-parametric significance test used to calculate the probability that a random sample taken from one population will be greater than a random sample from another population. Non-parametric statistical methods are used when the assumptions of parametric methods are not met. Parametric tests assume a normal distribution; however, most of the data in this analysis have highly skewed distributions. The assumptions of the Wilcoxan test are that the two populations have equal variances and that the shapes of the distributions are the same (McDonald, 2009). The data were tested and generally meet these assumptions. When the assumptions were not met, the data were deemed insufficient for statistical analysis. The Wilcoxan test is generally more conservative than its parametric equivalent, the Student's t-test. Therefore the Wilcoxan test was applied throughout this report, even to data with normal distributions (e.g. pH). In the following sections, whenever the term "significant" is used to describe the difference between two groups, it connotes that there is less than a 5 percent chance that the two groups are equal based on the results of the Wilcoxan test. If a specific p-value is listed, that is the calculated probability.

Regression and Correlation: Regression and correlation are two other widely used statistical methods. Both of these analyses are performed by plotting two numerical variables against each other in a scatter plot. The purpose of linear regression is to determine the equation (slope and intercept) of the line that best fits the points in the scatter plot.

Correlation analysis is used (1) to determine whether two variables covary and (2) to measure the strength of the relationship between the two variables. Like significance testing, the covariance of the two variables is described with a p-value. In this case, if the p-value is large it means that the probability of the slope of the best-fit line is equal to zero. If the p-value is small, it means that as one of the variables increases, the other either increases or decreases such that the slope of the line is significantly different from zero. The strength of the relationship between the two variables is described by the coefficient of determination (R^2). This coefficient describes the amount of scatter around the best fit line. More specifically, it describes how well one variable (the independent variable, X) predicts the other (the dependent variable, Y). R^2 ranges from zero to one. If R^2 is close to zero it suggests that there is a weak relationship between the two variables. Conversely, if R^2 is close to one, for example 0.95, it means that there is a very strong relationship between the two variables, and can be said that X explains 95 percent of the variability in Y (McDonald, 2009).

4.4.2 Results of Spatial and Temporal Statistical Analyses

The results of the statistical analysis are presented in the following sections. One sample from Mineral Creek watershed collected at MC 5.2 C on August 22, 2012, was flagged as an outlier due to anomalously high concentrations of many chemical constituents, including lead and copper. This sample was collected shortly after a large precipitation event, and stream water was notably turbid. High turbidity was likely the result of erosion and increased sediment loading following a local forest fire. While this sample represents an important example of the natural variability in the baseline hydrochemistry of this system, many constituents have values greater than three standard deviations above the mean, flagging it as an outlier. It is therefore not included in the statistical analysis.

4.4.2.1 Common Constituents

Spatial Variability in Common Constituents: Calcium, magnesium, bicarbonate and chloride concentrations are significantly lower in Devils Canyon watershed than in Queen Creek and Mineral Creek watersheds. Other major ions (potassium, silicon, sodium and sulfate) do not vary consistently between the three catchments and likely reflect local geology.

In Devils Canyon watershed, potassium, sulfate and chloride concentrations decrease significantly with distance downstream. Bicarbonate, sodium, calcium, magnesium and silicon concentrations increase significantly with distance downstream. Generally the concentrations of all common constituents are higher in spring samples and perennial stream samples than in ephemeral stream samples, likely as a result of reaction time as groundwater moves through the bedrock, and, to a lesser extent, evapoconcentration. These results support the conclusions presented in **Section 4.1** in suggesting that ephemeral reaches have a distinct sulfate-rich water type representative of surface runoff, while springs and perennial reaches have a bicarbonate water type representative of groundwater discharge.

In Mineral Creek watershed chloride, bicarbonate, sodium and calcium concentrations decrease significantly with distance downstream; silicon concentration increases significantly with distance downstream. The monitored reaches of Mineral Creek are all perennial. Major ion chemistry in Mineral Creek results from mixing between distinct groundwater sources (Government Springs, Lyon's Fork and discharge from the ALT aquifer via springs including MC 3.4 W).

In Queen Creek watershed sulfate and potassium concentrations increase significantly with distance downstream. Due to the highly ephemeral character of Queen Creek, samples likely represent surface runoff following precipitation events. The observed trends in sulfate and potassium may result from evapoconcentration. There were no other significant spatial trends in major ion chemistry.

Temporal Variability in Common Constituents: Hydrochemical data were analyzed for seasonal patterns by comparing data collected during Q1 (February- April), Q2 (May-July), Q3 (August-October), and Q4 (November-January). Where sufficient data are available, a statistical analysis of seasonal trends is provided. Due to the length of the study period and the irregularity of sample collection, a rigorous, long-term time-series trend analysis was not performed; however, a visual analysis of the data through time suggests no consistent increasing or decreasing trends in stream water chemistry.

Statistically significant seasonal trends in sulfate content were identified in Devils Canyon; results are provided in the following section (bicarbonate concentrations are negatively correlated with sulfate concentrations and exhibit inverse seasonal trends so they are not discussed separately in this report). No significant seasonal variability in sulfate or bicarbonate was observed for springs or surface waters in Queen Creek or Mineral Creek watersheds. No consistent temporal trends were identified for chloride, sodium, potassium, calcium or magnesium anywhere in the project area.

Figure 68 shows box and whisker plots that illustrate the seasonal distribution of sulfate content (i.e. the proportion of total anions accounted for by sulfate) by watershed and by location type (perennial stream location, ephemeral stream location, or spring). This analysis of seasonal sulfate content shows that in Devils Canyon watershed both perennial and ephemeral streams have significantly higher sulfate content during Q1 (i.e. the winter rainy season) than during the remainder of the year. Variability in sulfate content among ephemeral reaches is greater than variability among springs and perennial reaches (**Figure 68**); the low variability among springs and perennial reaches, particularly during Q2 and Q4, is indicative of baseflow conditions. Chemical compositions observed at ephemeral sampling locations in Devils Canyon Watershed (DC 15.5 C, DC 15.2 C, DC 14.7 C, and DC 13.5 C) bear a surface water runoff signature all year round though sulfate is significantly elevated in Q1. Perennial sampling locations (DC 8.8 C, DC 8.1 C, DC 7.1C, and DC 5.5 C) receive significant inputs from surface runoff during Q1; individual sites may register input

from surface runoff during Q3, but, in general, the chemical signature observed during Q2, Q3, and Q4 is indicative of baseflow from the ALT aquifer. No significant seasonal variability was observed at springs (DC 8.2 W, DC 6.1 E, DC 4.1 E, and DCT 6.6 W), which are understood to discharge from the ALT aquifer.

4.4.2.2 Copper

Spatial and temporal variability in dissolved copper concentration is described in the following sections. Although there are numerous samples that fall below the detection limit for copper, over 50 percent of samples had copper concentrations above the detection limit. Only data with values above the detection limit were used in this analysis.

As part of compliance with the Clean Water Act (section 303d), Arizona maintains a list of impaired surface waters. For water bodies determined to be impaired ADEQ prepares Total Maximum Daily Load (TMDL) estimates that determine the maximum amount of a given constituent of concern that may be released to that waterway. Queen Creek from headwaters to Potts Canyon is impaired for copper and development of a TMDL for copper is in progress.

Spatial Variability in Copper Concentration: Overall, dissolved copper concentrations were significantly higher at sites in Queen Creek watershed than in Devils Canyon and Mineral Creek watersheds; dissolved copper concnetnrations in Devils Canyon watershed were significantly higher than in Mineral Creek watershed.

A spatial analysis of copper concentration within Devils Canyon watershed shows that dissolved copper concentration decreases with distance downstream. This may be due to: (1) attenuation of copper due to adsorption to alluvial materials; and/or (2) dilution by low-copper-content groundwater that supports perennial flow in the lower reaches of Devils Canyon. No significant patterns in the spatial distribution of copper were observed in Queen Creek or Mineral Creek watersheds.

Seasonal Trends in Copper Concentration: Dissolved copper in samples collected from springs and surface waters was analyzed for seasonal patterns by comparing data collected during Q1, Q2, Q3, and Q4.

Overall, copper concentrations in stream waters were highly variable. The available data suggest no long-term temporal trends in dissolved copper concentration in any watershed within the study area. However, statistical analysis identified the following significant seasonal trends:

- In Devils Canyon surface waters, copper concentrations were significantly higher in Q1 than in Q2 and Q4; Q3 concentrations were intermediate and not statistically distinct from Q1, Q2, and Q4. Because Q1 and Q3 correspond with winter and summer rains, respectively, these results suggest that higher copper concentrations are the result of precipitation-driven runoff. No significant seasonal differences in copper concentrations were observed among springs in Devils Canyon watershed. The seasonal variability observed in Devils Canyon occurs because during seasons of low precipitation (Q2 and Q4) the hydrochemistry of stream water in the perennial reach is dominated by groundwater, whereas during Q1 and Q3 surface runoff contributes to streamflow, significantly altering stream chemistry.
- In Queen Creek watershed there were no significant seasonal differences among stream waters. The lack of observed seasonal variability in Queen Creek stream waters is due to the fact that there is no perennial streamflow being sampled in Queen Creek. In contrast to Devils Canyon, the hydrochemical composition of streamflow in Queen Creek always reflects that of precipitation-driven runoff—when there is no precipitation there is no streamflow to sample. Spring water samples generally had higher copper concentrations in Q1 and Q4 than in Q2 and Q3. Springs in Queen Creek watershed are believed to be supported by baseflow during dry seasons, but are still directly impacted by throughflow during rainy seasons, resulting in observed seasonal variability.

There were no significant seasonal patterns in copper concentrations from surface waters or springs in Mineral Creek watershed. Copper concentrations in Mineral Creek watershed were generally low, with the exception of the one outlier (described above in **Section 4.4.2**), which was not included in the statistical analysis. Low copper concentrations are attributed to the dominance of groundwater discharge in supporting Mineral Creek streamflow.

Controls on Copper Mobility: In order to investigate potential controls on copper mobility in surface waters in the Resolution Project area a series of factors was statistically tested for correlation with dissolved copper concentration. Results of correlation and regression analyses are as follows:

- There is no correlation between copper concentration and any measured water quality parameter (pH, specific conductivity, dissolved oxygen, total dissolved solids, or total suspended solids)
- There is no correlation between copper concentration and flow rate
- There is no correlation between copper concentration and flow event timing (i.e., Cu concentration is not significantly higher or lower on the rising or falling limb of a runoff event)
- There are weakly positive, statistically significant correlations between copper and several other metals including iron, aluminum and lead
- There is a statistically significant positive correlation between copper and dissolved organic carbon

Copper in natural waters is known to associate with colloidal metal oxides and hydroxides such as hematite via surface-chemical processes (Ren and Packman, 2005). It is also known to bind to organic molecules through metal-ligand complexation (McKnight et al., 1992, Niskavaara et al., 1996; Breault et al., 1996). Preliminary results suggest that the presence of dissolved organic carbon and particulate metal-hydroxides and oxyhydroxides may account for variability in copper concentrations within the project area.

4.4.2.3 Other Metals

Concentrations of arsenic, cadmium, lead, mercury, and selenium all exceeded the Arizona Surface Water Quality Standards one or more times during the duration of the study (see **Section 4.5** for more information); however, concentrations of these metals in many samples were below detection limits. None of the waterways within the Resolution project area is listed by ADEQ as impaired for any of these metals. Due to the high proportion of samples that fall below the detection limit, spatial and seasonal statistical analyses were not appropriate for these data sets.

4.4.2.4 Non-Metals

Non-metal constituents that exceeded the Arizona Surface Water Quality Standards within the Resolution Project area include pH, dissolved oxygen, and *E. Coli*. Brief discussions of spatial and temporal variability in pH, dissolved oxygen and *E. Coli* are provided in the following sections:

Spatial and Temporal Variability in pH: There was no significant variation in pH by quarter. Neither was there significant variability in pH between springs, perennial streams and ephemeral streams. However, Queen Creek watershed had significantly higher pH than Devils Canyon watershed which is likely due to the presence of Paleozoic carbonate rocks in the Queen Creek drainage.

Spatial and Temporal Variability in *E. Coli*: High *E. coli* counts occurred significantly more often during Q3 than during quarters 1, 2, and 4; however, there is insufficient data to draw conclusions as to the source of the elevated *E. coli* counts. Golder Associates (2006) suggests that the presence of cattle and evidence of javelina (*Pecari tajacu)* and other wildlife at several of these sites is a probable source of *E. coli*.

Spatial and Temporal Variability in Dissolved Oxygen (DO): There were no significant differences in DO concentration between the three catchments. However, springs

contained significantly lower concentrations of DO than streams. Factors that may result in depletion of DO in stream waters include:

- Warm temperatures: decrease the solubility of oxygen in water
- Decomposition of organic matter: biologically mediated chemical reactions that consume oxygen and release carbon dioxide
- Stagnation: lack of mixing and low rates of oxygen dissolution and diffusion reduce the rate at which oxygen is introduced to the water body
- Mixing with anoxic groundwater: lowers overall DO concentration

DO concentrations in streams tend to be higher in Q1 which could be associated with cooler water temperatures. However, there was not a strong correlation between field temperature and DO concentration. Aeration may occur during periods of higher stream flow during the winter rainy season, increasing DO concnentrations during Q1. Although groundwater mixing, seasonal temperature fluctuations and aeriation all may contribute to regulating DO concentrations, due to the complexity of these biologically-mediated systems, the available data are insufficient to definitively identify the cause of DO variability.

4.5 ARIZONA SURFACE WATER QUALITY STANDARDS

Water quality results were compared to surface water quality standards. In the state of Arizona, surface water quality standards are defined in the Arizona Administrative Code (Title 18, Chapter 11). Standards are specific to defined surface water uses; for example, the Fish Consumption (FC) standard pertains to waterways from which aquatic organisms are harvested for the purpose of human consumption (e.g. fish, clams or crayfish). Surface water standards are therefore specified by reach for individual waterways. The three watersheds included in this analysis are subject to the standards listed in the following table:

STREAM	REACH	APPLICABLE STANDARDS				
Mineral Creek	Tributary to the Gila River at 34°17'42"/112°13'34"	A&Ww	FBC		FC	AgL
Devils Canyon	Tributary to Mineral Creek at 33°12'58"/110°59'42"	A&Ww	FBC		FC	
Queen Creek	Headwaters to the Town of Superior WWTP outfall at 33°16'45"/111°17'25"	A&Ww		PBC		

A&Ww = Aquatic and wildlife warm water
FBC = Full-body contact
PBC = Partial-body contact
FC = Fish consumption
AgL = Agricultural livestock watering

The surface water standard for warm water aquatic and wildlife (A&Ww) has both acute and chronic applications. A&Ww Acute (A&Ww-a) pertains to a single exposure event of short duration. A&Ww Chronic (A&Ww-c) pertains to long-term exposure. Many standards apply to a specific filtered fraction; filtered fraction describes the method of collecting and analyzing the sample. Total and total recoverable fractions are analyzed from an unfiltered sample so they include any material that might be present in particulate form; the dissolved fraction is analyzed from a filtered sample and is representative of the analyte that is in the dissolved form only.

For selected constituents (cadmium, copper, lead, nickel, silver and zinc), the A&Ww standard is hardness-dependent; all hardness-dependent samples are applicable to the dissolved fraction. Hardness is calculated as the sum of calcium and magnesium concentrations, expressed as calcium carbonate ($CaCO_3$) in milligrams per liter. Where hardness-dependent standards apply they are calculated based on the major chemistry of the sample. Applicable Arizona surface water quality standards are shown in **Table 9**; applicable hardness-dependent standards calculated for each sample are included in the exceedance tables provided in **Appendix E**. The filtered fraction for each standard is indicated in both **Table 9 and Appendix E**.

As part of compliance with the Clean Water Act (section 303d), Arizona maintains a list of impaired surface waters. For water bodies determined to be impaired ADEQ prepares

TMDL estimates that determine the maximum amount of a given constituent of concern that may be released to that waterway. Queen Creek from headwaters to Potts Canyon is impaired for copper and development of a TMDL for copper is in progress. No other waterways located in the project area are impaired; however, in watersheds adjacent to the project area two reaches are impaired: Mineral Creek downstream of Devils Canyon is impaired for copper, selenium, and low dissolved oxygen; and Pinto Creek from West Fork Pinto Creek to Roosevelt Lake is impaired for selenium.

4.5.1 Exceedances

Exceedances occur when the concentration of a particular parameter exceeds one of the applicable Arizona Surface Water Quality Standards (ASWQS) for the given waterway from which the sample was collected. Surface water and spring chemistry data have been compared to applicable standards in order to understand patterns of water quality and to establish baseline conditions. Exceedances generally occur when the concentration of a sample is greater than the designated standard. However, some constituents (e.g. dissolved oxygen) have a lower limit, and others (e.g. pH) have both upper and lower limits, so that exceedances in these cases may occur when concentrations fall below the standard.

During the period of record, exceedances of ASWQS were observed for seven metals:

- Arsenic
- Cadmium
- Copper
- Iron
- Lead
- Mercury
- Selenium

And four non-metals:

- Dissolved oxygen
- *E. coli*
- pH
- Total Suspended Solids (TSS)

Exceedances are summarized for each location in **Table 10**. **Figures 69 through 159** show time series graphs for each analyte at each sampling location where one or more exceedances of the ASWQS were observed along with the exceeded standard(s). These figures highlight the frequency and magnitude of exceedances relative to all data, as well as any temporal or seasonal trends in exceedances at each sample location. Temporal trends refer to consistent increases or decreases in concentration over time; seasonal trends refer to cyclical patterns that repeat on an annual time scale.

In the following section, a discussion of exceedances by analyte is provided. These data establish a baseline against which future potential impacts may be compared.

4.5.1.1 Metals

Arsenic

The only applicable surface water standard for arsenic that is exceeded in the project area is the FBC standard. The FBC standard for arsenic is applicable to the total fraction. However, due to low arsenic concentrations and correspondingly high analytical uncertainty, there are some instances in the dataset where the dissolved concentration is higher than the total (or total recoverable) concentration. In order to provide an accurate representation of the distribution of arsenic with respect to the FBC standard, the standard was applied to all data regardless of filtered fraction. Arsenic exceedances of the FBC surface water standard were observed at one spring (Boulder Hole, **Figure 69**) and four ephemeral surface water locations in Queen Creek watershed (QC 27.3 C, Oak Flat Tributary, Number Nine, and QC 21.7 C, **Figures 70 through 73**). Arsenic concentrations were significantly higher in

Queen Creek watershed than in Devils Canyon watershed. One exceedance was observed in Devils Canyon watershed at DC 15.5 C (**Figure 74**), and two exceedances were observed in Mineral Creek watershed at MC 5.2 C and MC 8.4 C (**Figures 75 and 76**).

Cadmium

Cadmium exceedances of A&Ww-c surface water standard occurred at two stream channel sample locations in Devils Canyon watershed (DC 13.5 C and DC 8.8 C, **Figures 77 and 78**) and one in Queen Creek watershed (Oak Flat Tributary, **Figure 79**). DC 13.5 C and Oak Flat Tribuarty have ephemeral flow; DC 8.8 C has perennial flow.

Mercury

The A&Ww-c standard for mercury was exceeded at one perennial stream sampling location in Mineral Creek watershed, MC 5.2 C (**Figure 80**).

Iron

The A&Ww-c standard for iron is applicable to the dissolved fraction only. There are no exceedances of the A&Ww-c standard in the dissolved iron data; however, exceedances of A&Ww-c surface water standard applied to the total fraction occurred at two stream channel sample locations in Devils Canyon watershed (DC 14.7 C and DC 10.9 C**, Figures 81 and 82)**, and at one in Queen Creek watershed (QC 27.3 C, **Figure 83)**. All three locations are ephemeral. These exceedances are included for informational purposes only—they do not constitute a formal exceedance of the A&Ww-c standard.

Lead

Lead exceedances of A&Ww-c, PBC and FBC surface water standards were observed in all three watersheds. In Devils Canyon an exceedance occurred at one ephemeral stream channel site (DC 15.5 C, **Figure 84**). In Queen Creek watershed exceedances occurred at two springs (Blue Spring and Hidden Spring, **Figures 85 and 86**) and three ephemeral stream sites (Oak Flat Tributary, Number Nine, and QC 21.7 C, **Figures 87 through 89**). At

Mineral Creek watershed an exceedance occurred at MC 5.2 C (**Figure 90**). Data from DC 15.5 C, Oak Flat Tributary and Number Nine Tributary exceeded the A&Ww-c hardness-dependent standard. Lead concentrations at the sites that were subject to the A&Ww standard were generally low (on the order of 0.005 milligrams per liter [mg/L]), and exceedances were the result of low hardness-dependent standards at these locations. Blue Spring, Hidden Spring and QC 21.7 C exceeded the FBC and PBC standards. Exceedances of the FBC and PBC standards were rare, but tended to be much higher (up to 0.056 mg/L at these sites). MC 5.2 C exceeds the FBC, PBC and AgL standards.

Selenium

Selenium exceedances of A&Ww-c surface water standard occurred at two springs in the Queen Creek watershed (Blue Spring and Pump Station Spring, **Figures 91 and 92**) and at one spring in the Mineral Creek watershed (MC 3.4 W, **Figure 93**).

Copper

Copper concentrations exceeding A&Ww-c surface water standards were observed at 20 of the 38 surface water sampling locations (**Table 10; Figures 94-113**). Of these, 13 were in Devils Canyon watershed, six were in Queen Creek watershed, and one was in Mineral Creek watershed.

<u>Devils Canyon Copper Exceedances</u>: Dissolved copper concentrations in Devils Canyon watershed ranged from below the detection limit up to 0.028 mg/L. Surface water standards were exceeded at 13 of 17 sites. Exceedances of the A&Ww standards occurred at one spring (DCT 6.6 W; **Figure 94**), five perennial/intermittent surface water sampling sites (DC 10.9 C, DC 8.8 C, DC 8.1 C, DC 7.1 C, and DC 6.14 C, **Figures 95 through 99**) and seven ephemeral surface water sampling sites (DC 15.5 C, DC 15.2 C, DC 14.7 C, DC 13.5 C, IC 1.0 C, RR 1.5 C, and H 0.1 C; **Figures 100 through 106**). Perennial/intermittent sites all exhibited similar behavior; all observations were 0.015 mg/L or less, many were non-detects, and few observations exceeded the water quality standards. The ephemeral sites

were more variable and tended to have higher copper concentrations relative to the perennial sites (up to 0.028 mg/L). A greater proportion of observations exceeded the hardness-dependent standards, which also tended to be lower at these sites due to lower hardness in surface water runoff.

Queen Creek Copper Exceedances: Dissolved copper concentrations in Queen Creek watershed ranged from below the detection limit up to 0.059 mg/L. Exceedances of the A&Ww standards were observed at six of 14 sites, including two springs (Bored Spring and Boulder Hole, **Figures 107 and 108**) and four ephemeral surface water sampling sites (Oak Flat Tributary, Number Nine, QC 21.7 C and QC 19.7 C; **Figures 109 through 112**). Bored Spring and Boulder Hole generally had low copper concentrations and high surface water standards due to higher hardness; only one detected observation at each of these sites was in exceedance of applicable standards. The ephemeral surface water sites were more variable. Two tributaries to Queen Creek, Oak Flat Tributary and Number Nine Tributary, had the highest concentrations of copper observed at any site, ranging from 0.015 mg/L up to 0.059 mg/L. The hardness-dependent standards at these sites were relatively low, and 100 percent of the observations were in exceedance of the standards. At QC 21.7 C the hardness-dependent standards were notably higher due to elevated hardness and the A&Ww standards were exceeded four of the nine samples collected at this site. Copper concentrations at QC 19.7 C were moderate and hardness-dependent standards were relatively low which resulted in exceedances in all five samples.

Mineral Creek Copper Exceedances: One exceedance of the AgL standard was observed in Mineral Creek watershed at MC 5.2 C (**Figure 113**).

4.5.1.2 Non-Metals

Total Suspended Solids

In order for total suspended solids (TSS) to be assessed with respect to the A&Ww surface water standards, a specific sampling protocol must be implemented. For an

exceedance to be documented, the median value determined from a minimum of four samples collected at least seven days apart must be greater than 80 mg/L. None of the samples included in the median value calculation may have been collected during or within 48 hours of a local storm event. Data included in this study were not collected or processed according to these regulations. For this reason, it is not appropriate to report exceedances of the TSS standards. However, isolated samples analyzed for TSS do fall above 80 mg/L. The locations, dates and concentrations of TSS greater than or equal to 80 mg/L are summarized in the following table:

LOCATION NAME	DATE	TSS (mg/L)
DC 14.7 C	8/27/2008	171
DC 15.5 C	8/13/2012	113
DC 8.2 W	11/10/2010	122
DC 8.2 W	11/5/2008	97
LF 0.2 C	8/29/2011	80
MC 5.2 C	8/22/2012	2630
QC 21.7 C	8/19/2011	115
QC 27.3 C	2/17/2009	173
QC 27.3 C	2/8/2005	164
Blue Spring	5/13/2009	306

pH

For pH, A&Ww water quality standards have both an upper limit (pH = 9) and a lower limit (pH = 6.5). Exceedances of the upper limit occurred at two springs (Bored Spring, and DC 6.1 E, **Figures 114 and 115**) in Queen Creek watershed and Devils Canyon watershed, respectively, and at two surface water sampling sites in Devils Canyon watershed (H 0.1 C, and RR 1.5 C, **Figures 116 and 117**). The lower limit was exceeded at four surface water sampling sites in Devils Canyon (RR 1.5 C, DC 15.2 C, DC 13.5 C, and DC 10.9 C, **Figures 117- through 120**), and at one surface water sampling site in Queen Creek

watershed (Oak Flat Tributary, **Figure 121**). One site, RR 1.5 C, was observed to have exceedances of both the high and the low standards (**Figure 117**).

E. coli

Escherichia coli (*E. coli)* contamination is commonly associated with livestock, wildlife, and leaky septic systems. *E. coli* exceedances of FBC and PBC surface water standards occurred at four stream sampling sites in Devils Canyon watershed (DC 13.5 C, DC 10.9 C, DC 8.8 C, and IC 1.0 C, **Figures 122 through 125**), and at four springs in Queen Creek watershed (Pump Station Spring, Boulder Hole, Hidden Spring, and Kane Spring, **Figure 126 through 129**).

Dissolved Oxygen

A dissolved oxygen (DO) exceedance is defined as DO concentration below the applicable water quality standard. Dissolved oxygen concentrations out of compliance with A&Ww surface water standards were observed at 30 of the 38 surface water sampling locations (**Table 10**). Of these, eleven were in Devils Canyon watershed, including three springs (DC 8.2 W, DCT 6.6 W, and DC 6.14 C, **Figures 130 through 132**) and nine surface water sites (DC 15.2 C, DC 13.5 C, DC 10.9 C, DC 8.8 C, DC 8.1 C, DC 6.1 E, DC 5.5 C, RR 1.5 C, and H 0.1 C, **Figures 133 through 141**). Thirteen sites with exceedances were in Queen Creek watershed including seven springs (Pump Station Spring, Boulder Hole, Bored Spring, Hidden Spring, Kane Spring, Blue Spring, and QC 22.6 E; **Figures 142 through 148**), and six surface water sites (Number Nine, Oak Flat Tributary, QC 27.3 C, QC 21.7 C, AC 4.5 C, and TC 0.5 C; **Figures 149 through 154**). Five sites with exceedances were in Mineral Creek watershed including two springs (Government Springs and MC 3.4 W, **Figures 155 and 156**) and three surface water sites (MC 5.2 C, MC 8.4 C, and LF 0.2 C **Figures 157 through 159**).

5.0 SUMMARY AND CONCLUSIONS

Since 2002 RCM has collected data regarding the surface water features in the Resolution Project area. This effort has resulted in a robust understanding of the spatial and temporal distribution of surface water features as well as the associated water quality. The principal goal of the data presented in this report is to assess the distribution and persistence of surface water features and surface water quality in order to define baseline conditions prior to commencement of mining operations at Resolution. This goal has been achieved using a multi-faceted approach including: occurrence surveys, data sondes, flow measurements, and hydrochemical sampling. In this section we provide a summary of the principal findings of the surface water baseline monitoring program arranged by watershed.

5.1 DEVILS CANYON

- Studies were carried out along the length of Devils Canyon from the headwaters to the confluence with Mineral Creek (approximately 18 km) including tributaries Iron Canyon, Rancho Rio, Hackberry Canyon, and DCT 6.6.
- Three perennial reaches have been identified in Devils Canyon:
    - DC 11.0 to 10.6
    - DC 9.14 to DC 7.53
    - DC 6.10 to DC 5.44
- The upper perennial reach appears to be supported by flow from a local, shallow groundwater system that is recharged by precipitation-driven surface water runoff and has relatively short residence times. Baseflow in this reach is on the order of 0.2 to 1 L/s.
- The perennial reaches in middle and lower Devils Canyon are supported by discharge from the ALT aquifer. Baseflow in the middle reach (DC 9.14 to DC 7.53) is on the

order of 0.1 to 5 L/s. Baseflow in the lower perennial reach (DC 6.10 to DC 5.44) is likely less than 1 L/s. Intermittent flow (flow supported by groundwater but not continuously present) occurs in the reach between the bottom of the middle perennial reach (DC 7.53) and the top of the lower perennial reach (approximately DC 6.10).

- In perennial reaches ET by riparian vegetation contributes to diurnal and seasonal fluctuations in water level.
- Under baseflow conditions (when contribution from surface water runoff is minimal) cumulative flowing length in Devils Canyon is approximately 4.75 km.
- Flowing reaches are longest in Quarter 1 due to surface runoff in response to winter rains; average cumulative flowing length in Q1 is 11.34 km.
- Four perennial springs in the Devils Canyon watershed that discharge from the ALT aquifer are included in the current surface water assessment:
    - DC 8.2 W
    - DC 6.1 E
    - DC 4.1 E
    - DCT 6.6 W
- No long-term increasing or decreasing temporal trends in hydrochemical composition were observed in surface waters or springs in Devils Canyon watershed.
- Analysis of seasonal sulfate stream content shows that in Devils Canyon watershed both perennial and ephemeral streams have significantly higher sulfate content during Q1 (i.e. the winter rainy season) than during the remainder of the year.
- Statistical analysis of the spatial distribution of copper shows that copper concentration decreases significantly from upstream to downstream.
- Statistical analysis of seasonal variability in copper concentration indicates that copper concentrations in stream water are highest during the rainy seasons (winter and monsoon), and lower during dry seasons when stream flow is supported by groundwater discharge.

- Copper concentration in stream waters correlates significantly with other dissolved metals (i.e. iron, lead, aluminum) and with dissolved organic carbon, suggesting that surface complexation may influence copper mobility.
- Water quality is generally good in Devils Canyon; however exceedances of the applicable Arizona surface water quality standards have been observed for the following analytes and parameters:
    - Arsenic
    - Cadmium
    - Copper
    - Dissolved oxygen
    - *E. coli*
    - Iron
    - Lead
    - pH

5.2 MINERAL CREEK

- The following surface water reaches in the Upper Mineral Creek watershed were included in the current assessment:
    - The main stem of Mineral Creek from Government Springs to the confluence with Devils Canyon (approximately 9 km)
    - The lower 200 meters of Lyon's Fork (a tributary of Mineral Creek)
- Two perennial reaches have been identified in Mineral Creek and one in Lyon's Fork:
    - MC 8.4 to MC 7.8
    - MC 6.9 to MC 1.6
    - LF 0.16 to LF 0.09
- Perennial flow in the upper reaches of Mineral Creek including Lyon's Fork is supported by groundwater discharge from the Mineral Creek drainage.

- Lower in Mineral Creek groundwater discharge from the ALT aquifer increasingly contributes to baseflow.
- Baseflow rates in the upper perennial reach appear to be on the order of 0.2 to 4 L/s; in the lower perennial reach flows of 5 L/s or less likely represent baseflow conditions.
- In perennial reaches ET by riparian vegetation contributes to diurnal and seasonal fluctuations in water level.
- Average cumulative flowing lengths are slightly longer in Q1 than in the rest of the year due to input from precipitation-driven surface water runoff. However, the seasonal correlation with cumulative flowing length is not as strong as it is in Devils Canyon because the majority of the length of Mineral Creek included in this study is perennial.
- Two perennial springs are included in the baseline surface water monitoring in Mineral Creek:
    - Government Springs; supported by groundwater discharge from the Upper Mineral Creek drainage
    - MC 3.4 W; supported by discharge from the ALT aquifer
- No long-term increasing or decreasing temporal trends in hydrochemical composition were observed in surface water or springs in Mineral Creek watershed.
- One sample (MC 5.2 C, 22 August 2012) stood out as a clear outlier, with measurements of turbidity and metals concentrations orders of magnitude higher than all other samples; this may be associated with erosion and increased sediment loading following a local forest fire.
- Water quality is generally good in Mineral Creek; however exceedances of the applicable Arizona surface water quality standards have been observed for the following analytes and parameters:
    - Arsenic
    - Copper
    - Lead

- Mercury
- Dissolved oxygen
- Selenium

5.3 QUEEN CREEK

- Studies were carried out along the length of Queen Creek from Pump Station Spring to Whitlow Ranch Dam (approximately 31 km) including tributaries Arnett Creek and Telegraph Canyon.
- Queen Creek within the Resolution Project area is ephemeral; the only perennial reach along the main stem of Queen Creek within the project area is located downstream of the Town of Superior WWTP and the Harborlite perlite mine. Discharges from these two facilities maintain perennial flow in Queen Creek down to the Boyce Thompson Arboretum (approximately QC 17.39 to 15.55).
- Two short perennial reaches have been identified in Arnett Canyon. The uppermost reach is associated with Blue Spring which discharges into the Arnett Creek streambed from a detached block of Tal and gives rise to a perennial reach approximately 110 meters long. The lower perennial reach is located just downstream from the confluence between Arnett Creek and Telegraph Canyon and is roughly 30 meters in length.
- Flow rates in the upper perennial reach (measured at Blue Spring) range between 0 and 3L/s. Flow rates are not measured in the lower perennial reach; however, field estimates indicate that flow rates are very small.
- Two perennial reaches occur in Telegraph Canyon in the first kilometer upstream from Arnett Creek. The uppermost reach is approximately 50 meters long and the lowermost approximately 100 meters long.
- Flow rates in the lower perennial reach in Telegraph Canyon (measured at TC 0.5 C) range between 0 and 2.2 L/s.

- Flowing reaches are substantially longer in Q-1 than in the remainder of the year due to surface runoff in response to winter rains; average cumulative flowing length in Q1 is 5.76 km compared with <1 km in Q2, Q3, and Q4.
- Six springs in the Queen Creek watershed are included in the current surface water assessment: Pump Station Spring, Blue Spring, Boulder Hole, Hidden Spring, Bored Spring, and Kane Spring. However, water is only consistently present at Blue Spring, Boulder Hole, and Kane Spring.
- Three springs in Telegraph Canyon are included in surface water surveys (Filaria, South Filaria, and Trough); none of these springs are perennial.
- No long-term increasing or decreasing temporal trends in hydrochemical composition were observed in surface water or springs in Queen Creek watershed.
- Statistically significant seasonal trends in sulfate concentration in Queen Creek watershed suggest that during the winter rainy season and summer monsoon surface water runoff supported by precipitation alters stream chemistry.
- Queen Creek from the headwaters to Pott's Canyon is listed as impaired for copper. In this study exceedances of the applicable Arizona surface water quality standards were observed for the following analytes and parameters:
    - ArsenicCadmium
    - Copper
    - Dissolved Oxygen
    - *E. coli*
    - Iron
    - Lead
    - pH
    - Selenium

6.0 REFERENCES CITED

Blasch, K.W., Hoffmann, J.P., Graser, L.F., Bryson, J.R., and Flint, A.L., 2005, **Hydrogeology of the Upper and Middle Verde River Watersheds, Central Arizona**: U.S. Geological Survey Scientific Investigations Report 2005-5198.

Breault, R.F., Colman, J.H., Aiken, G.R., and McNight, D., 1996, **Copper speciation and binding by organic matter in copper-contaminated streamwater**: Environmental Science Technology, Vol. 30, pp. 3477-3486.

Drever, J.I., 1982, **The Geochemistry of Natural Waters, 3rd Edition**: Prentice Hall, Inc. Upper Saddle River, New Jersey.

Golder, 2002, **Work Plans for Resource Baseline Data Collection, Resolution Project**: Draft report submitted to Resolution Copper Company, Vancouver, BC, Canada, December 15, 2002.

_____, 2003, **Resolution Baseline Data Collection 2003 Technical Memorandum for Surface Water**: Submitted to Resolution Copper Company, December 23, 2003.

_____, 2006, **Resolution Copper Company Surface Water Baseline Report October 2002 through February 2006**: Submitted to Resolution Copper Company, June 30, 2006.

_____, 2007, **Draft surface water monitoring plan**: Submitted to Rio Tinto, August 10, 2007.

Helsel, D.R., 2005, **Nondetects and data analysis**: Wiley, New Jersey, 250 p.

Jones, C. A., Nimick, D. A., and McCleskey, R.B., 2004, **Relative effect of temperature and pH on diel cycling of dissolved trace elements in Prickly Pear Creek, Montana**: Water, Air and Soil Pollution, Vol. 153, pp. 95-113.

McDonald, J.H., 2009, **Handbook of Biological Statistics**, **2nd Edition**: Sparky House Publishing, Baltimore, Maryland.

McKnight, D.M., Wershaw, R.L., Bencala, K.E., Zellweger, G.W., and Feder, G.L., 1992, **Humic substances and trace metals associated with Fe and Al oxides in an acidic mountain stream:** The Science of the Total Environment, 117/118, pp. 485-498.

Montgomery & Associates, 2010a, **Interim results of groundwater monitoring, Upper Queen Creek and Devils Canyon watersheds, Resolution Copper Mining LLC, Pinal County, Arizona**: Report prepared for Resolution Copper Mining LLC, February 17, 2010.

_____, 2010b, **Initial implementation of hydrochemical database for Resolution Copper Mining LLC, Pinal County, Arizona**: Draft technical memorandum prepared for Resolution Copper Mining LLC, July 12, 2010.

_____, 2012a, **Results of hydrochemical characterization of groundwater, Upper Queen Creek/Devils Canyon study area, Resolution Copper Mining LLC, Pinal County, Arizona**: Report prepared for Resolution Copper Mining LLC, March 15, 2012.

_____, 2012b, **Results of hydrogeologic and hydrochemical characterization of selected springs in the Queen Creek watershed, Pinal County, Arizona**: Technical memorandum prepared for Resolution Copper Mining LLC, April 9, 2012.

Niskavaara, H., Reimann, C., and Chekushin, V.,1996, **Distribution and pathways of heavy metals and sulfur in the vicinity of the copper-nickel smelters in Nikel and Zapoljarnij, Kola Peninsula, Russia, as revealed by different sample media:** Applied Geochemistry, Vol.11, pp. 25-34.

Oregon State University, 2012, **Parameter-Elevation Regressions on Independent Slopes (PRISM) Model:** PRISM Climate Group, Corvallis, OR.

Peterson, D.W., 1969, **Geologic map of the Superior Quadrangle, Pinal County, Arizona:** U.S. Geological Survey Geologic quadrangle maps of the United States, Map GQ-818, 1 sheet, scale 1:24,000.

Ren, J. and Aaron I. Packman, A.I., 2005, **Coupled stream-subsurface exchange of colloidal hematite and dissolved zinc, copper and phosphate**: Environmental Science Technology, Vol. 39, pp. 6387-6394.

SAS Institute Inc., 1989-2012, **JMP (Version 10)**, Cary, NC.

Seager, R. and Vecchi, G.A., 2010, **Greenhouse warming and the 21st century hydroclimate of southwestern North America**: Proceedings of the National Academy of Science, Vol. 107, No. 50, pp. 21277-21282, December 14, 2010.

Singh, A., Maichle, R., and Lee, S., 2006, **On the computation of a 95 percent upper confidence limit of the unknown population mean based upon data sets with below detection limit observations**: EPA/600/R-06/022, March 2006.

Spencer, J.E., Richard, S.M., 1995, **Bedrock geologic map of the eastern half of the Mesa 30' x 60' quadrangle, east-central Arizona:** Arizona Geological Survey Open-file Report 95-18, scale 1:100,000, 1 sheet.

U.S. Army Corps of Engineers (USACE), 2007, **Reissuance of Nationwide Permits, Definitions**: Federal Register, Vol. 72, No. 47, Monday, March 12, 2007.

U.S. Environmental Protection Agency (EPA), 2009, **Statistical Analysis of groundwater monitoring data at RCRA facilities, Unified guidance**: EPA/530/R-09/007, March 2009.

_____, 2010, **ProUCL Version 4.1 user guide:** EPA/600/R-07/041.

TABLE 1. SURFACE WATER AND SPRING SAMPLING LOCATIONS
RESOLUTION PROJECT

STATION IDENTIFIER	UTM COORDINATES[a] EASTING (meters)	UTM COORDINATES[a] NORTHING (meters)	APPROXIMATE ELEVATION (meters, amsl)[b]	TYPE	LOCATION
DEVILS CANYON WATERSHED					
DC 15.5 C	497181	3688022	1,244	Reach	Channel - bedrock with pools immediately above confluence with Iron Canyon
DC 15.2 C	497069	3687707	1,231	Reach	Devils Canyon channel--site replaced by DC 15.5 C in 2008
DC 14.7 C	497035	3687263	1,219	Reach	Devils Canyon at US 60 Bridge
DC 13.5 C	496860	3686136	1,189	Reach	Channel
DC 10.9 C	497011	3683735	1,137	Reach	Channel
DC 8.8 C	497444	3681778	1,091	Reach	Channel
DC 8.2 W	497540	3681190	1,079	Spring	Spring ~ 1 meter above main channel on west bank
DC 8.1 C	497565	3681168	1,073	Reach	Pool approximately 75 meters downstream of DC8.2W
DC 7.1 C	497932	3680306	1,033	Reach	Channel between currently defined perennial reaches
DC 6.14 C	497932	3679581	1,000	Pool/Reach	First Crater Tank
DC 6.1 E	498130	3679540	963	Spring	Spring discharging from east wall of Devils Canyon
DC 5.5 C	498290	3679170	902	Reach	Within reach currently identified as perennial
DC 4.1 E	499273	3678440	829	Spring	Spring discharging from east wall of Devils Canyon
DCT 6.6 W	497458	3679879	1,073	Spring	Spring ~ 200 meters up un-named tributary to Devils Canyon
H 0.1 C	497410	3681438	1,097	Reach	Approximately 20 meters upsteam of large pool ("Hackberry pool")
IC 1.0 C	497860	3688383	1,280	Reach	Small bedrock nick point. Drainage on north side of US 60 ~ 30 meters upstream of small parking area on south side of highway
RR 1.5 C	496066	3682698	1,183	Reach	Approximately 100 meters downstream from parking area (just beyond breached stock tank)
QUEEN CREEK WATERSHED					
AC 4.5 C	487236	3680360	777	Reach/Pool	Pool in Arnett Creek channel
Blue Spring	491980	3676333	899	Spring	Discharges from shallow alluvium overlying detached block of Apache Leap Tuff in Arnett Creek channel
Bored Spring	491192	3680961	878	Spring	Small drainage immediately east of AZ Highway 177, down from rock quarry - sample from pipe disharging into cement trough
Boulder Hole	492297	3684549	933	Seep	Channel
Hidden Spring	491312	3679413	927	Spring	Discharges from Paleozoic carbonates west of the Apache Leap Tuff outcrop belt
Kane Spring	493099	3678202	963	Spring	Discharges from Paleozoic carbonates west of the Apache Leap Tuff outcrop belt
Number Nine	494248	3685326	1,146	Reach	Bedrock pool drops visible from US 60 (~50 meter above confluence with Queen Creek)
Oak Flat	494590	3685490	1,172	Reach	Sandy bottom reach with bedrock coming down to creek on southside (river left) (~75 meters above confluence with Queen Creek)
Pump Station Spring	494104	3688819	1,338	Spring	Spring in Queen Creek channel
QC 27.3 C	494970	3686239	1,204	Reach	Channel
QC 22.6 E	491722	3684033	896	Spring	Solution void in limestone on east bank of creek (~3 meters from channel) - immediately upstream of Old Highway Bridge
QC 21.7 C	491204	3683540	867	Reach	Approximately 100 meters upstream of Magma Avenue Bridge
QC 19.7 C	489674	3682567	817	Reach	Along high cut bank on river left
TC 0.5 C	487196	3679845	802	Reach/Pool	Pool in Telegraph Canyon channel; dense oleander grove

TABLE 1. SURFACE WATER AND SPRING SAMPLING LOCATIONS
RESOLUTION PROJECT

STATION IDENTIFIER	UTM COORDINATES[a]		APPROXIMATE ELEVATION (meters, amsl)[b]	TYPE	LOCATION
	EASTING (meters)	NORTHING (meters)			
MINERAL CREEK WATERSHED					
Government Springs	504525	3679199	906	Spring	Largest spring discharging from concrete vault behind ranch house; discharges from a brecciated zone of the Apache Leap Tuff
LF 0.2 C	502820	3680039	859	Reach	Approximately 100 meters above confluence with Mineral Creek
MC 8.4 C	504135	3679521	878	Reach	First Apache Leap Tuff pinch point along Mineral Creek
MC 5.2 C	501528	3678898	840	Reach	Approximately 1/2 way down perennial reach below end of currently defined gaining reach.
MC 3.4 W	501266	3677866	810	Spring	Largest spring emanating from river right; discharges from shallow colluvium overlying Apache Leap Tuff
MC 3.3 C	501254	3677715	766	Reach	Approximately 3/4 of way down perennial reach - in bedrock channel immediately upstream of first outcrop of vitrophere

[a] Universal Transverse Mercator 1927 North American Datum Zone 12 North

[b] amsl = above mean sea level

TABLE 2. DETAILS OF SONDE INSTALLATIONS
RESOLUTION PROJECT

Watershed	Sonde Identifier	UTMx[a]	UTMy	Approximate Elevation in Meters (from topographic map)	Location	Co-located Sample Location	Period of Record[b]	Parameters Measured[c]	Geologic Unit	Status
Devils Canyon	DC 13.5 C	496,860	3,686,136	1,189	Channel	DC 13.5 C	May 2003 to present	W, C, T	Tal	Working
	DC 10.9 C	497,011	3,683,735	1,137	Channel	DC 10.9 C	Sep 2003 to present	W, C, T	Tal	Working
	DC 8.8 C	497,444	3,681,778	1,091	Channel	DC 8.8 C	Jul 2003 to present	W, C, T, pH	Tal	Working
	DC 8.2 W	497,540	3,681,190	1,079	Spring ~1 meter above main channel on west bank	DC 8.2 W	Jul 2003 to Sep 2004	W, C, T, pH	Tal	Discontinued: course of spring flow changed
	DC 8.1 C	497,565	3,681,168	1,073	Pool approximately 75 meters downstream of DC8.2W	DC 8.1 C	Installed April 2011; damaged; re-installed May 2012	W, T	Tal	Working
	DC 7.1 C	497,932	3,680,306	1,033	Channel	DC 7.1 C	Sep 2003 to present	W, C, T, pH, t	Tal	Working
	DC 5.5 C	498,290	3,679,170	902	Channel	DC 5.5 C	Oct 2003 to present	W, C, T, pH	Tw	Working
	RR 1.5 C	496,066	3,682,698	1,183	Channel	RR 1.5 C	Feb 2011 to present	W, C, T	Tal	Working
Mineral Creek	Upper Mineral	502,633	3,680,024	850	Channel; Stn 6.84	None	Nov 2010 to present	W, C, T	Tal	Working
	Lower Mineral	501,254	3,677,715	767	Channel	MC 3.3 C	Feb 2011 to present	W, C, T	Tal	Working
Queen Creek	Upper Carbonate	492,593	3,684,637	968	Channel; Stn 23.4	None	Nov 2010 to present	W, C, T	Tal	Working
	Lower Carbonate	491,192	3,683,541	855	Channel	None	Nov 2010 to Feb 2011	W, C, T	Pz	Stolen--not replaced

[a] UTM coordinates in meters, NAD 27, Zone 12N

[b] Period of record is the period over which data are available; it does not imply that the data set is continuous for this period.

[c] W = depth of overlying water (in cm)
C = electrical conductivity (µS/cm)
T = temperature (°C)
pH = pH (s.u.)
t = turbidity

MONTGOMERY & ASSOCIATES

TABLE 3. OCCURRENCE SURVEY EXTENTS BY YEAR
RESOLUTION PROJECT

WATERSHED/SUB-BASIN	SURVEY PERIOD	SURVEYED REACH (kilometers)
DEVILS CANYON WATERSHED		
Devils Canyon	2002, 2003	0 to 14.7
	2004	6.1 to 14.7
	2005	6.1 to 15.2
	2008 - 2011	5.3 to 18.6
Rancho Rio	2003 -2005	0 to 2.4
	2008 -2011	0 to 1.5
Hackberry Canyon	2002 - 2011	0 to 1.5
MINERAL CREEK WATERSHED		
Mineral Creek	2008 - 2011	0.2 to 8.4
Lyon's Fork	2008 - 2011	0.0 to 0.2
QUEEN CREEK WATERSHED		
Queen Creek	2002 - 2004	0 to 30.7
	2005 - 2011	21.8 to 30.7
Arnett Creek	2002 - 2004	0 to 6 and 12 to 18
	2012 - 2013	0 TO 6.2 and 12.4 to 17.0
Telegraph Canyon	2002 - 2004	0 to 6
	2012	0 to 6.5
	2013	0 to 6

TABLE 4. SUMMARY OF SURVEYED REACHES
RESOLUTION PROJECT

SURVEY DATE	REACH											
	Upper Devils Canyon	Devils Canyon from Hwy 60 bridge to below Crater Tanks	Lower Devils Canyon	Iron Canyon	Rancho Rio	Hackberry Creek	Upper Queen Creek	Lower Queen Creek	Telegraph Canyon	Arnett Creek	Mineral Creek	Lyons Fork
2002 Q4		X	X			X	X	X	X	X		
2003 Q2		X	X		X	X	X	X	X	X		
2003 Q3		X	X		X	X	X	X	X	X		
2004 Q1		X	X		X	X	X	X	X	X		
2004 Q2		X			X	X	X					
2004 Q3		X			X	X	X					
2004 Q4		X			X	X	X					
2005 Q1		X			X	X	X					
2005 Q2		X				X	X					
2005 Q3		X			X	X	X					
2008 Q3	X	X		X	X	X					X	X
2008 Q4	X	X		X		X					X	X
2009 Q1	X	X		X	X	X					X	X
2009 Q3	X	X		X		X	X				X	X
2010 Q1	X	X		X	X		X				X	X
2010 Q2	X	X		X	X	X	X				X	X
2010 Q4	X	X		X	X	X	X				X	X
2011 Q1	X	X		X	X	X	X				X	X
2011 Q2	X	X		X	X	X	X				X	X
2012 Q3									X	X		
2012 Q4									X	X		
2013 Q1									X	X		

MONTGOMERY & ASSOCIATES

TABLE 5. CUMULATIVE LENGTH OF FLOWING REACHES FROM OCCURRENCE SURVEYS
RESOLUTION PROJECT

Survey Quarter	Total flowing length (km)				
	Devils Canyon	Queen Creek	Arnett Creek	Telegraph Canyon	Mineral Creek
Q4 2002	3.78	2.43	0.29	0.80	---
Q2 2003	5.46	1.84	0.78	0.35	---
Q3 2003	4.46	1.84	0.24	0.39	---
Q1 2004	12.96	7.04	4.13	1.07	---
Q2 2004	2.71	0.00	---	---	---
Q3 2004	3.13	0.00	---	---	---
Q4 2004	4.05	0.17	---	---	---
Q1 2005	9.06	8.92	---	---	---
Q2 2005	3.55	1.06	---	---	---
Q3 2005	3.99	0.30	---	---	---
Q3 2008	11.80	---	---	---	6.56
Q4 2008	5.94	---	---	---	6.55
Q1 2009	13.24	---	---	---	7.59
Q3 2009	8.54	0	---	---	4.95
Q1 2010	12.23	7.40	---	---	8.23
Q2 2010	6.42	0	---	---	8.21
Q4 2010	5.74	0	---	---	7.36
Q1 2011	10.06	1.67	---	---	7.75
Q2 2011	5.88	0.01	---	---	6.41
Q3 2012	---	---	0.14	0.15	---
Q4 2012	---	---	0.22	0.55	---
Q1 2013	---	---	4.67	1.45	---

--- = Not applicable
km = kilometers

MONTGOMERY & ASSOCIATES

TABLE 6. SUMMARY OF ANALYTICAL SUITE FOR SURFACE WATER BASELINE SAMPLING RESOLUTION PROJECT

Routine Parameters		
pH	Temperature	Total Suspended Solids (TSS)
Specific Conductivity (SC)	Total Dissolved Solids (TDS)	Turbidity
Common Constituents		
Calcium (Ca)	Sulfate (SO_4)	
Magnesium (Mg)	Silica (SiO_2)	
Sodium (Na)	Bromide (Br)	
Potassium (K)	Fluoride (F)	
Chloride (Cl)	Nitrate (NO_3)	
Carbonate (CO_3)	Nitrite (NO_2)	
Bicarbonate (HCO_3)		
Trace Constituents		
Aluminum (Al)	Cobalt (Co)	Manganese (Mn)
Antimony (Sb)	Copper (Cu)	Nickel (Ni)
Arsenic (As)	Cyanide (CN)	Selenium (Se)
Barium (Ba)	Iron (Fe)	Silver (Ag)
Beryllium (Be)	Lead (Pb)	Sulfide (S)
Boron (B)	Mercury (Hg)	Thallium (Tl)
Cadmium (Cd)	Molybdenum (Mo)	Zinc (Zn)
Chromium (Cr)		
Radiological Consituents		
Gross Alpha	Radium-226 (^{226}Ra)	Uranium (U)
Gross Beta	Radium-228 (^{228}Ra)	

Note: For selected sites, stable and radiogenic isotope data also exist; these data are presented in M&A (2012a)

TABLE 7. HYDROCHEMISTRY SAMPLES COLLECTED AT EACH SITE BY QUARTER
(THROUGH QUARTER 2, 2012)
RESOLUTION PROJECT

YEAR	2003				2004				2005				2008				2009				2010				2011				2012				2013			
QUARTER	1	2	3	4	1	2	3	4	1	2	3	4	1	2	3	4	1	2	3	4	1	2	3	4	1	2	3	4	1	2	3	4	1	2	3	4
Blue Spring						X	X		X	X	X				X	X	X	X			X		X	X						X						
Bored Spring						X		X	X	X	X					X	X	X			X			X						X						
Boulder Hole		X	X	X	X	X	X	X	X	X					X	X	X	X			X			X		X				X						
DC 4.1 E		X	X	X	X																															
DC 5.5 C				X	X	X	X	X	X	X	X																X		X							
DC 6.1 E						X	X	X	X	X	X				X	X	X	X			X			X							X					
DC 6.14 C															X	X	X	X										X	X	X		X	X			
DC 6.6 W		X	X	X	X	X	X	X	X	X	X																			X						
DC 7.1 C		X		X	X	X	X	X	X	X	X																	X		X						
DC 8.1 C															X	X	X	X						X			X	X	X	X	X					
DC 8.2 W		X	X	X	X	X	X	X	X	X	X		X	X	X	X	X	X						X						X						
DC 8.8 C		X	X	X	X	X	X	X	X	X	X																			X						
DC 10.9 C		X	X	X	X	X	X	X	X	X	X																			X						
DC 13.5 C		X	X	X	X	X			X	X	X				X	X	X	X						X						X						
DC 14.7 C					X										X						X															
DC 15.2 C									X	X	X																									
DC 15.5 C															X	X	X	X						X			X	X	X	X	X					
Government																				X							X	X	X	X	X	X	X			
H 0.1 C															X	X	X	X						X			X	X	X	X	X					
Hidden Spring		X	X	X	X	X	X	X	X	X	X				X	X	X	X			X		X	X												
IC 1.0 C															X		X	X	X	X	X							X	X				X			
Kane Spring		X	X	X	X			X	X	X	X				X	X	X	X			X		X	X						X						
LF 0.2 C																X	X	X	X	X	X			X	X	X	X			X						
MC 3.3 C																X	X	X	X	X	X			X	X	X	X			X						
MC 3.4 W																X	X	X	X	X	X			X	X	X	X			X						
MC 5.2 C																										X	X	X	X	X	X	X	X			
MC 8.4 C																X	X	X	X	X	X			X	X	X		X		X						
Number Nine															X	X	X	X						X			X	X	X	X						
Oak Flat Tributary															X		X	X									X	X	X		X	X	X			
Patterson Spring																						X														
Pump Station		X	X	X	X	X	X	X	X	X	X				X	X	X	X			X			X		X				X						
QC 19.7 C															X		X											X				X	X			
QC 21.7 C															X	X	X	X						X			X	X	X	X	X					
QC 22.6 E									X						X		X												X			X	X			
QC 27.3 C									X	X					X	X	X	X						X			X	X	X	X						
RR 1.5 C															X	X	X	X			X			X				X	X	X	X					
AC 4.5 N																														X	X	X	X			
TC 0.5 C																														X	X	X	X			

MONTGOMERY & ASSOCIATES

TABLE 8. FOCUSED SUBSET OF ANALYTES FOR STATISTICAL ANALYSIS
RESOLUTION PROJECT

	Drivers		
Analyte	**AZ surface water standard**	**Potential Impacts**	**Classification**
Antimony	X		
Arsenic	X		
Barium	X		
Beryllium	X		
Boron	X		
Cadmium	X		
Chloride		X	
Chromium	X		
Copper	X		
Iron		X	
Lead	X		
Manganese	X		
Mercury	X		
Molybdenum		X	
Nickel	X		
Selenium	X		
Silver	X		
Thallium	X		
Uranium		X	
Zinc	X		
Sulfate		X	
Nitrate as N	X		
Nitrite as N	X		
Nitrate+Nitrite as N		X	
Fluoride	X		
Gross Alpha		X	
Gross Beta		X	
Radium 226 + Radium 228		X	
Flow Rate		X	
Hardness (as CaCO3)			X
Specific Conductance (Field)		X	
Total Dissolved Solids (Laboratory)		X	
Total Suspended Solids	X		
Turbidity (Field)	X		
pH (Field)	X		
Dissolved oxygen	X		

TABLE 9. APPLICABLE ARIZONA SURFACE WATER QUALITY STANDARDS
RESOLUTION PROJECT

APPLICABLE ARIZONA SURFACE WATER STANDARDS

METALS	A&Ww (µg/L)		FBC (µg/L)	PBC (µg/L)	FC (µg/L)	AgL (µg/L)
	Acute	Chronic				
Antimony	88 D	30 D	747 T	747 T	640 T	
Arsenic	340 D	150 D	30 T	280 T	80 T	200 T
Barium			90000 T	90000 T		
Beryllium			1867 T	1867 T	84 T	
Boron			186667 T	186667 T		
Cadmium	D	D	700 T	700 T	84 T	50
Chromium (Total)						1000
Copper	D	D	1300 T	1300 T		500 T
Fluoride			140000	140000		
Iron		1000 D				
Lead	D	D	15 T	15 T		100 T
Manganese			130667	130667		
Mercury	2.4 D	0.01 D	280 T	280 T		10 T
Nickel	D	D	28000 T	28000 T	511 T	
Nitrate			3733333	3733333		
Nitrite			233333	233333		
Ra -226 + 228						
Selenium		2 T	4667 T	4667 T	667 T	50 T
Silver		D	4667 T	4667 T	8000 T	
Thallium	700 D	150 D	75 T	75 T	1 T	
Uranium			2800	2800		
Zinc	D	D	28000 T	28000 T	5106 T	25000 T

NON-METALS	A&Ww		FBC	PBC	FC	AgL
	Acute	Chronic				
E. Coli (MPN/100mL)			235	575		
Dissolved Oxygen (mg/L)	6	6				
pH (S.U.)		<6.5 or >9.0				

Source: http://www.azsos.gov/public_services/Title_18/18-11.htm

T = Total or Total Recoverable
D = Dissolved
Hardness-dependent

A&Ww = Aquatic and Wildlife warm water
FBC = Full-body contact
PBC = Partial-body contact
FC = Fish consumption
AgL = Agricultural livestock watering
µg/L = Micrograms per Liter
mg/L = Milligrams per Liter
S.U. = Standard Units

$$\text{MPN/100mL} = \frac{\text{"Most Probable Number" *}}{\text{100 milliliters}}$$

**Refers to a method that uses dilution cultures and a probability calculation to determine the approximate number of viable bacterial cells per 100-milliliters.*

MONTGOMERY & ASSOCIATES

TABLE 10. SUMMARY OF EXCEEDANCES OF APPLICABLE ARIZONA SURFACE WATER QUALITY STANDARDS
RESOLUTION PROJECT

Station	Parameter and Constituents		Use Exceeded	Date	Standards		Results				Number of Exceedances Over Total Samples
	Name	Units			Standard	Fraction	Dissolved	Total	Total Recoverable	Field	
DEVILS CANYON WATERSHED											
DC 15.5 C											
	Dissolved Oxygen	mg/L	**AZ A&W - Warm Water Acute**	8/5/2008	6	---	---	---	---	5.02	3/10
				11/12/2008	6	---	---	---	---	1.76	
				8/13/2012	6	---	---	---	---	4.26	
			AZ A&W - Warm Water Chronic	8/5/2008	6	---	---	---	---	5.02	3/10
				11/12/2008	6	---	---	---	---	1.76	
				8/13/2012	6	---	---	---	---	4.26	
	Arsenic	mg/L	**AZ Full Body Contact**	8/13/12013	0.03	TRC	<0.02500	---	0.038	---	1/10
	Copper	mg/L	**AZ A&W - Warm Water Acute**	8/5/2008	0.00211	DIS	0.00871	---	<0.01000	---	9/10
				11/12/2008	0.00305	DIS	0.00375	---	<0.01000	---	
				2/26/2009	0.00179	DIS	0.00652	---	<0.01000	---	
				5/5/2009	0.00202	DIS	0.00453	---	<0.01000	---	
				11/8/2010	0.00332	DIS	0.00472	---	0.01100	---	
				8/22/2011	0.00266	DIS	0.00494	<0.01000	---	---	
				11/29/2011	0.00236	DIS	0.00335	<0.01000	---	---	
				3/1/2012	0.00247	DIS	0.00425	<0.01000	---	---	
				5/9/2012	0.002713	DIS	0.0029	0.0036			
			AZ A&W - Warm Water Chronic	8/5/2008	0.00167	DIS	0.00871	---	<0.01000	---	9/10
				11/12/2008	0.00233	DIS	0.00375	---	<0.01000	---	
				2/26/2009	0.00179	DIS	0.00652	---	<0.01000	---	
				5/5/2009	0.00202	DIS	0.00453	---	<0.01000	---	
				11/8/2010	0.00252	DIS	0.00472	---	0.01100	---	
				8/22/2011	0.00206	DIS	0.00494	<0.01000	---	---	
				11/29/2011	0.00185	DIS	0.00335	<0.01000	---	---	
				3/1/2012	0.00193	DIS	0.00425	<0.01000			
				5/9/2012	0.002098	DIS	0.0029	0.0036	---	---	
	Lead	mg/L	**AZ A&W - Warm Water Chronic**	11/29/2011	0.000324	DIS	0.000346	<0.003000	---	---	1/10
DC 15.2 C											
	Dissolved Oxygen	mg/L	**AZ A&W - Warm Water Acute**	8/10/2005	6	---	---	---	---	4.39	1/3
			AZ A&W - Warm Water Chronic	8/10/2005	6	---	---	---	---	4.39	1/3
	Copper	mg/L	**AZ A&W - Warm Water Acute**	2/15/2005	0.00305	DIS	0.01500	0.01700	0.01600	---	1/3
			AZ A&W - Warm Water Chronic	2/15/2005	0.00233	DIS	0.01500	0.01700	0.01600	---	1/3
	pH	S.U.	**AZ A&W - Warm Water Acute**	8/10/2005	6.5	---	---	---	---	6.3	1/3
			AZ A&W - Warm Water Chronic	8/10/2005	6.5	---	---	---	---	6.3	1/3
DC 14.7 C /US 60 Bridge											
	Copper	mg/L	**AZ A&W - Warm Water Acute**	3/5/2004	0.00302	DIS	0.01610	0.02900	0.02510	---	3/3
				8/27/2008	0.003859	DIS	0.0279	0.0882			
				2/17/2010	0.00354	DIS	0.00625	---	<0.01000	---	
			AZ A&W - Warm Water Chronic	3/5/2004	0.00231	DIS	0.01610	0.02900	0.02510	---	3/3
				8/27/2008	0.002888	DIS	0.0279	0.0882			
				2/17/2010	0.00267	DIS	0.00625	---	<0.01000	---	
	Iron	mg/L	**AZ A&W - Warm Water Chronic**	3/5/2004	1	DIS	---	1.6500	---	---	1/3

TABLE 10. SUMMARY OF EXCEEDANCES OF APPLICABLE ARIZONA SURFACE WATER QUALITY STANDARDS
RESOLUTION PROJECT

Station	Parameter and Constituents		Use Exceeded	Date	Standards		Results				Number of Exceedances Over Total Samples
	Name	Units			Standard	Fraction	Dissolved	Total	Total Recoverable	Field	
DC 13.5 C											
	E. Coli	MPN/100mL	**AZ Full Body Contact**	8/10/2005	235	---	---	1600	---	---	1/18
			AZ Partial Body Contact	8/10/2005	575	---	---	1600	---	---	1/18
	Dissolved Oxygen	mg/L	**AZ A&W - Warm Water Acute**	11/12/2008	6	---	---	---	---	3.23	1/18
			AZ A&W - Warm Water Chronic	11/12/2008	6	---	---	---	---	3.23	1/18
	Cadmium	mg/L	**AZ A&W - Warm Water Chronic**	5/26/2004	0.000263	DIS	0.00100	<0.000100	<0.000100	---	1/18
	Copper	mg/L	**AZ A&W - Warm Water Acute**	8/27/2003	0.00553	DIS	0.02030	0.02480	0.02520	---	5/18
				11/5/2003	0.00474	DIS	0.00540	0.00550	0.00640	---	
				2/11/2004	0.00352	DIS	0.00410	0.00610	0.00590	---	
				2/15/2005	0.00306	DIS	0.01500	0.01700	0.01600	---	
				2/19/2009	0.00264	DIS	0.01070	---	0.01300	---	
			AZ A&W - Warm Water Chronic	5/30/2003	0.00396	DIS	0.0047	0.00850	0.00760	---	5/18
				8/27/2003	0.00401	DIS	0.02030	0.02480	0.02520	---	
				11/5/2003	0.00348	DIS	0.00540	0.00550	0.00640	---	
				2/11/2004	0.00265	DIS	0.00410	0.00610	0.00590	---	
				5/26/2004	0.00354	DIS	0.00360	0.00670	0.00450	---	
				2/15/2005	0.00234	DIS	0.01500	0.01700	0.01600	---	
				2/19/2009	0.00205	DIS	0.01070	---	0.01300	---	
	pH	S.U.	**AZ A&W - Warm Water Acute**	2/11/2004	6.5	---	---	---	---	6.5	1/18
			AZ A&W - Warm Water Chronic	2/11/2004	6.5	---	---	---	---	6.5	1/18
DC 10.9 C											
	E. Coli	MPN/100mL	**AZ Full Body Contact**	8/11/2004	235	---	---	1600	---	---	2/12
				8/10/2005	235	---	---	900.0	---	---	
			AZ Partial Body Contact	8/11/2004	575	---	---	1600	---	---	2/12
				8/10/2005	575	---	---	900.0	---	---	
	Dissolved Oxygen	mg/L	**AZ A&W - Warm Water Acute**	5/16/2003	6	---	---	---	---	4.45	5/12
				8/27/2003	6	---	---	---	---	1.05	
				5/27/2004	6	---	---	---	---	5.85	
				8/11/2004	6	---	---	---	---	0.43	
				11/5/2004	6	---	---	---	---	4.07	
			AZ A&W - Warm Water Chronic	5/16/2003	6	---	---	---	---	4.45	5/12
				8/27/2003	6	---	---	---	---	1.05	
				5/27/2004	6	---	---	---	---	5.85	
				8/11/2004	6	---	---	---	---	0.43	
				11/5/2004	6	---	---	---		4.07	
	Copper	mg/L	**AZ A&W - Warm Water Acute**	5/16/2003	0.0038	DIS	0.00610	0.00890	0.00860	---	4/12
				11/5/2003	0.00118	DIS	0.00630	0.00900	0.00890	---	
				2/11/2004	0.00434	DIS	0.00450	0.00780	0.00740	---	
				2/15/2005	0.00292	DIS	0.01500	0.01700	0.01700	---	
			AZ A&W - Warm Water Chronic	5/16/2003	0.0029	DIS	0.00610	0.00890	0.00860	---	4/12
				11/5/2003	0.00098	DIS	0.00630	0.00900	0.00890	---	
				2/11/2004	0.00321	DIS	0.00450	0.00780	0.00740	---	
				2/15/2005	0.00224	DIS	0.01500	0.01700	0.01700	---	
	Iron	mg/L	**AZ A&W - Warm Water Chronic**	8/27/2003	1	DIS	---	8.2600	---	---	4/12
				8/11/2004	1	DIS	---	5.4500	---	---	
				11/5/2004	1	DIS	---	4.4100	---	---	
				8/10/2005	1	DIS	---	1.4200	---	---	
	pH	S.U.	**AZ A&W - Warm Water Acute**	8/27/2003	6.5	---	---	---	---	5.9	1/12
			AZ A&W - Warm Water Chronic	8/27/2003	6.5	---	---	---	---	5.9	1/12

TABLE 10. SUMMARY OF EXCEEDANCES OF APPLICABLE ARIZONA SURFACE WATER QUALITY STANDARDS
RESOLUTION PROJECT

Station	Parameter and Constituents		Use Exceeded	Date	Standards		Results				Number of Exceedances Over Total Samples
	Name	Units			Standard	Fraction	Dissolved	Total	Total Recoverable	Field	
DC 8.8 C											
	E. Coli	MPN/100mL	**AZ Full Body Contact**	11/12/2003	235	---	---	900.0	---	---	1/13
			AZ Partial Body Contact	11/12/2003	575	---	---	900.0	---	---	1/13
	Dissolved Oxygen	mg/L	**AZ A&W - Warm Water Acute**	8/21/2003	6	---	---	---	---	5.05	2/13
				8/16/2004	6	---	---	---	---	3.86	
			AZ A&W - Warm Water Chronic	8/21/2003	6	---	---	---	---	5.05	2/13
				8/16/2004	6	---	---	---	---	3.86	
	Cadmium	mg/L	**AZ A&W - Warm Water Chronic**	2/17/2004	0.000303	DIS	0.000360	<0.000100	<0.000100	---	1/13
	Copper	mg/L	**AZ A&W - Warm Water Acute**	2/25/2005	0.00301	DIS	0.01300	0.01500	0.01400	---	1/13
			AZ A&W - Warm Water Chronic	2/25/2005	0.0023	DIS	0.01300	0.01500	0.01400	---	1/13
DC 8.2 W											
	Dissolved Oxygen	mg/L	**AZ A&W - Warm Water Acute**	5/20/2003	6	---	---	---	---	5.89	9/19
				8/21/2003	6	---	---	---	---	5.89	
				11/12/2003	6	---	---	---	---	5.20	
				5/21/2004	6	---	---	---	---	5.47	
				11/16/2004	6	---	---	---	---	3.70	
				11/5/2008	6	---	---	---	---	3.10	
				2/24/2009	6	---	---	---	---	5.30	
				5/19/2009	6	---	---	---	---	5.33	
				5/3/2012	6	---	---	---	---	5.52	
			AZ A&W - Warm Water Chronic	5/20/2003	6	---	---	---	---	5.89	9/19
				8/21/2003	6	---	---	---	---	5.89	
				11/12/2003	6	---	---	---	---	5.20	
				5/21/2004	6	---	---	---	---	5.47	
				11/16/2004	6	---	---	---	---	3.70	
				11/5/2008	6	---	---	---	---	3.10	
				2/24/2009	6	---	---	---	---	5.30	
				5/19/2009	6	---	---	---	---	5.33	
				5/3/2012	6	---	---	---	---	5.52	
DC 8.1 C											
	Dissolved Oxygen	mg/L	**AZ A&W - Warm Water Acute**	11/5/2008	6	---	---	---	---	4.70	1/10
			AZ A&W - Warm Water Chronic	11/5/2008	6	---	---	---	---	4.70	1/10
	Copper	mg/L	**AZ A&W - Warm Water Acute**	2/24/2009	0.00327	DIS	0.00753	---	<0.01000	---	1/10
			AZ A&W - Warm Water Chronic	2/24/2009	0.00248	DIS	0.00753	---	<0.01000	---	1/10
DC 7.1 C											
	Copper	mg/L	**AZ A&W - Warm Water Acute**	2/16/2005	0.00341	DIS	0.01200	0.01300	0.01200	---	1/11
			AZ A&W - Warm Water Chronic	2/16/2005	0.00258	DIS	0.01200	0.01300	0.01200	---	1/11
DC 6.1 E											
	pH	S.U.	**AZ Agricultural Livestock Watering**	8/15/2012	6.5 - 9	---	---	---	---	9.02	1/15
			AZ A&W - Ephemeral Acute	8/15/2012	6.5 - 9	---	---	---	---	9.02	1/15
			AZ A&W - Warm Water Acute	8/15/2012	6.5 - 9	---	---	---	---	9.02	1/15
			AZ A&W - Warm Water Chronic	8/15/2012	6.5 - 9	---	---	---	---	9.02	1/15
			AZ Full Body Contact	8/15/2012	6.5 - 9	---	---	---	---	9.02	1/15
			AZ Partial Body Contact	8/15/2012	6.5 - 9	---	---	---	---	9.02	1/15

TABLE 10. SUMMARY OF EXCEEDANCES OF APPLICABLE ARIZONA SURFACE WATER QUALITY STANDARDS
RESOLUTION PROJECT

Station	Parameter and Constituents		Use Exceeded	Date	Standards		Results				Number of Exceedances Over Total Samples
	Name	Units			Standard	Fraction	Dissolved	Total	Total Recoverable	Field	
DC 6.14 C											
	Dissolved Oxygen	mg/L	**AZ A&W - Warm Water Acute**	2/11/2013	6	---	---	---	---	5.84	1/9
			AZ A&W - Warm Water Chronic	2/11/2013	6	---	---	---	---	5.84	1/9
	Copper	mg/L	**AZ A&W - Warm Water Acute**	2/18/2009	0.00271	DIS	0.01170	---	0.01300	---	1/9
			AZ A&W - Warm Water Chronic	2/18/2009	0.0021	DIS	0.01170	---	0.01300	---	2/9
				2/11/2013	0.00435	DIS	0.0047	---	<0.01000	---	
DC 5.5 C											
	Dissolved Oxygen	mg/L	**AZ A&W - Warm Water Acute**	5/20/2004	6	---	---	---	---	4.93	3/10
				8/23/2004	6	---	---	---	---	4.64	
				8/26/2011	6	---	---	---	---	4.66	
			AZ A&W - Warm Water Chronic	5/20/2004	6	---	---	---	---	4.93	3/10
				8/23/2004	6	---	---	---	---	4.64	
				8/26/2011	6	---	---	---	---	4.66	
DC 6.6 W											
	Dissolved Oxygen	mg/L	**AZ A&W - Warm Water Acute**	5/29/2003	6	---	---	---	---	5.55	8/10
				9/3/2003	6	---	---	---	---	3.16	
				11/4/2003	6	---	---	---	---	0.73	
				5/5/2004	6	---	---	---	---	5.69	
				8/19/2004	6	---	---	---	---	1.59	
				11/12/2004	6	---	---	---	---	4.73	
				5/17/2005	6	---	---	---	---	2.39	
				9/7/2005	6	---	---	---	---	2.65	
			AZ A&W - Warm Water Chronic	5/29/2003	6	---	---	---	---	5.55	8/10
				9/3/2003	6	---	---	---	---	3.16	
				11/4/2003	6	---	---	---	---	0.73	
				5/5/2004	6	---	---	---	---	5.69	
				8/19/2004	6	---	---	---	---	1.59	
				11/12/2004	6	---	---	---	---	4.73	
				5/17/2005	6	---	---	---	---	2.39	
				9/7/2005	6	---	---	---	---	2.65	
	Copper	mg/L	**AZ A&W - Warm Water Chronic**	5/17/2005	0.00934	DIS	0.01100	<0.01000	<0.01000	---	1/11
H 0.1 C (Hackberry Canyon)											
	Dissolved Oxygen	mg/L	**AZ A&W - Warm Water Acute**	11/5/2008	6	---	---	---	---	4.89	2/10
				5/3/2012	6	---	---	---	---	5.25	
			AZ A&W - Warm Water Chronic	11/5/2008	6	---	---	---	---	4.89	2/10
				5/3/2012	6	---	---	---	---	5.25	
	Copper	mg/L	**AZ A&W - Warm Water Acute**	2/24/2009	0.00374	DIS	0.00388	---	<0.01000	---	1/10
			AZ A&W - Warm Water Chronic	2/24/2009	0.0028	DIS	0.00388	---	<0.01000	---	2/10
				8/15/2012	0.00644	DIS	0.00664	---	<0.01000	---	
	pH	S.U.	**AZ A&W - Warm Water Acute**	8/19/2008	9	---	---	---	---	9.52	1/10
			AZ A&W - Warm Water Chronic	8/19/2008	9	---	---	---	---	9.52	1/10

TABLE 10. SUMMARY OF EXCEEDANCES OF APPLICABLE ARIZONA SURFACE WATER QUALITY STANDARDS
RESOLUTION PROJECT

Station	Parameter and Constituents		Use Exceeded	Date	Standards		Results				Number of Exceedances Over Total Samples
	Name	Units			Standard	Fraction	Dissolved	Total	Total Recoverable	Field	
IC 1.0 C (Iron Canyon)											
	E. Coli	MPN/100mL	**AZ Full Body Contact**	8/28/2008	235	---	---	365.4	---	---	1/9
	Copper	mg/L	**AZ A&W - Ephemeral Acute**	1/29/2013	0.00837	DIS	0.0193	---	0.027	---	1/9
			AZ A&W - Warm Water Acute	8/28/2008	0.010081	DIS	0.0135	0.0126			3/9
				2/17/2009	0.00348	DIS	0.02080	---	0.03300	---	
				1/29/2013	0.00484	DIS	0.0193	---	0.027	---	
			AZ A&W - Warm Water Chronic	8/28/2008	0.0069	DIS	0.0135	0.0126			4/9
				2/17/2009	0.00263	DIS	0.02080	---	0.03300	---	
				2/17/2010	0.00826	DIS	0.00955	---	0.01100	---	
				1/29/2013	0.00354	DIS	0.0193	---	0.027	---	
RR 1.5 C (Rancho Rio)											
	Dissolved Oxygen	mg/L	**AZ A&W - Warm Water Acute**	11/5/2008	6	---	---	---	---	4.38	3/10
				5/21/2009	6	---	---	---	---	4.00	
				4/27/2012	6	---	---	---	---	5.70	
			AZ A&W - Warm Water Chronic	11/5/2008	6	---	---	---	---	4.38	3/10
				5/21/2009	6	---	---	---	---	4.00	
				4/27/2012	6	---	---	---	---	5.70	
	Copper	mg/L	**AZ A&W - Ephemeral Acute**	8/27/2012	0.00811	DIS	0.00889	---	0.011	---	1/10
			AZ A&W - Warm Water Acute	2/26/2009	0.00305	DIS	0.00896	---	0.01000	---	5/10
				2/18/2010	0.00496	DIS	0.00665	---	<0.01000	---	
				11/2/2010	0.00536	DIS	0.00840	---	<0.01000	---	
				12/9/2011	0.00349	DIS	0.00776	<0.01000	---	---	
				8/27/2012	0.00469	DIS	0.00889	---	0.011	---	
			AZ A&W - Warm Water Chronic	2/26/2009	0.00233	DIS	0.00896	---	0.01000	---	5/10
				2/18/2010	0.00363	DIS	0.00665	---	<0.01000	---	
				11/2/2010	0.00389	DIS	0.00840	---	<0.01000	---	
				12/9/2011	0.00264	DIS	0.00776	<0.01000	---	---	
				8/27/2012	0.00345	DIS	0.00889	---	0.011	---	
	pH	S.U.	**AZ A&W - Warm Water Acute**	8/19/2008	9	---	---	---	---	9.67	2/10
				5/21/2009	6.5	---	---	---	---	6.15	
			AZ A&W - Warm Water Chronic	8/19/2008	9	---	---	---	---	9.67	2/10
				5/21/2009	6.5	---	---	---	---	6.15	
MINERAL CREEK WATERSHED											
Government Springs											
	Dissolved Oxygen	mg/L	**AZ A&W - Warm Water Acute**	3/18/2010	6	---	---	---	---	4.90	6/8
				2/28/2012	6	---	---	---	---	5.92	
				5/8/2012	6	---	---	---	---	4.30	
				8/22/2012	6	---	---	---	---	3.93	
				11/28/2012	6	---	---	---	---	4.18	
				2/4/2013	6	---	---	---	---	2.96	
			AZ A&W - Warm Water Chronic	3/18/2010	6	---	---	---	---	4.90	6/8
				2/28/2012	6	---	---	---	---	5.92	
				5/8/2012	6	---	---	---	---	4.30	
				8/22/2012	6	---	---	---	---	3.93	
				11/28/2012	6	---	---	---	---	4.18	
				2/4/2013	6	---	---	---	---	2.96	

TABLE 10. SUMMARY OF EXCEEDANCES OF APPLICABLE ARIZONA SURFACE WATER QUALITY STANDARDS
RESOLUTION PROJECT

Station	Parameter and Constituents		Use Exceeded	Date	Standards		Results				Number of Exceedances Over Total Samples
	Name	Units			Standard	Fraction	Dissolved	Total	Total Recoverable	Field	
LF 0.2 C											
	Dissolved Oxygen	mg/L	**AZ A&W - Warm Water Acute**	11/13/2008	6	---	---	---	---	0.94	7/12
				5/14/2009	6	---	---	---	---	1.24	
				12/15/2009	6	---	---	---	---	5.53	
				11/4/2010	6	---	---	---	---	2.17	
				2/24/2011	6	---	---	---	---	5.05	
				5/31/2011	6	---	---	---	---	5.69	
				5/8/2012	6	---	---	---	---	2.82	
			AZ A&W - Warm Water Chronic	11/13/2008	6	---	---	---	---	0.94	7/12
				5/14/2009	6	---	---	---	---	1.24	
				12/15/2009	6	---	---	---	---	5.53	
				11/4/2010	6	---	---	---	---	2.17	
				2/24/2011	6	---	---	---	---	5.05	
				5/31/2011	6	---	---	---	---	5.69	
				5/8/2012	6	---	---	---	---	2.82	
MC 5.2 C											
	Dissolved Oxygen	mg/L	**AZ A&W - Warm Water Acute**	2/4/2013	6	---	---	---	---	4.36	1/8
			AZ A&W - Warm Water Chronic	2/4/2013	6	---	---	---	---	4.36	1/8
	Arsenic	mg/L	**AZ Full Body Contact**	8/22/2012	0.03	TRC	<0.0250	---	0.043	---	1/8
	Copper	mg/L	**AZ Agricultural Livestock Watering**	8/22/2012	0.5	TRC	0.0133	---	0.702	---	1/8
	Lead	mg/L	**AZ Agricultural Livestock Watering**	8/22/2012	0.1	TRC	0.000322	---	0.222	---	1/8
			AZ Full Body Contact	8/22/2012	0.015	TRC	0.000322	---	0.222	---	1/8
			AZ Partial Body Contact	8/22/2012	0.015	TRC	0.000322	---	0.222	---	1/8
	Mercury	mg/L	**AZ A&W - Warm Water Chronic**	8/22/2012	0.00001	DIS	---	0.00026	---	---	1/8
MC 8.4 C											
	Dissolved Oxygen	mg/L	**AZ A&W - Warm Water Acute**	11/13/2008	6	---	---	---	---	2.03	8/12
				5/14/2009	6	---	---	---	---	5.71	
				3/18/2010	6	---	---	---	---	5.91	
				11/4/2010	6	---	---	---	---	2.35	
				2/24/2011	6	---	---	---	---	5.68	
				5/31/2011	6	---	---	---	---	4.92	
				12/8/2011	6	---	---	---	---	5.44	
				5/8/2012	6	---	---	---	---	2.81	
			AZ A&W - Warm Water Chronic	11/13/2008	6	---	---	---	---	2.03	8/12
				5/14/2009	6	---	---	---	---	5.71	
				3/18/2010	6	---	---	---	---	5.91	
				11/4/2010	6	---	---	---	---	2.35	
				2/24/2011	6	---	---	---	---	5.68	
				5/31/2011	6	---	---	---	---	4.92	
				12/8/2011	6	---	---	---	---	5.44	
				5/8/2012	6	---	---	---	---	2.81	
	Arsenic	mg/L	**AZ Full Body Contact**	11/13/2008	0.03	TRC	0.03700	---	<0.025	---	1/12
MC 3.4 W (Wet Leg Spring)											
	Dissolved Oxygen	mg/L	**AZ A&W - Warm Water Acute**	5/8/2012	6	---	---	---	---	5.50	1/12
			AZ A&W - Warm Water Chronic	5/8/2012	6	---	---	---	---	5.50	1/12
	Selenium	mg/L	**AZ A&W - Warm Water Chronic**	11/4/2010	0.002	TRC	---	---	0.00204	---	1/12

TABLE 10. SUMMARY OF EXCEEDANCES OF APPLICABLE ARIZONA SURFACE WATER QUALITY STANDARDS
RESOLUTION PROJECT

Station	Parameter and Constituents		Use Exceeded	Date	Standards		Results				Number of Exceedances Over Total Samples
	Name	Units			Standard	Fraction	Dissolved	Total	Total Recoverable	Field	
QUEEN CREEK WATERSHED											
AC 4.5 C											
	Dissolved Oxygen	mg/L	**AZ A&W - Warm Water Acute**	6/25/12012	6	---	---	---	---	3.09	4/4
				8/7//2012	6	---	---	---	---	1.03	
				11/13/2012	6	---	---	---	---	2.15	
				2/5/2013	6	---	---	---	---	2.66	
			AZ A&W - Warm Water Chronic	6/25/12012	6	---	---	---	---	3.09	4/4
				8/7//2012	6	---	---	---	---	1.03	
				11/13/2012	6	---	---	---	---	2.15	
				2/5/2013	6	---	---	---	---	2.66	
Blue Spring											
	Dissolved Oxygen	mg/L	**AZ A&W - Warm Water Acute**	5/26/2004	6	---	---	---	---	5.86	6/13
				8/3/2005	6	---	---	---	---	3.91	
				8/19/2008	6	---	---	---	---	3.72	
				11/13/2008	6	---	---	---	---	0.99	
				5/13/2009	6	---	---	---	---	5.91	
				5/7/2012	6	---	---	---	---	4.60	
			AZ A&W - Warm Water Chronic	5/26/2004	6	---	---	---	---	5.86	6/13
				8/3/2005	6	---	---	---	---	3.91	
				8/19/2008	6	---	---	---	---	3.72	
				11/13/2008	6	---	---	---	---	0.99	
				5/13/2009	6	---	---	---	---	5.91	
				5/7/2012	6	---	---	---	---	4.60	
	Lead	mg/L	**AZ Full Body Contact**	5/13/2009	0.015	TRC	<0.000053	---	0.056800	---	1/13
			AZ Partial Body Contact	5/13/2009	0.015	TRC	<0.000053	---	0.056800	---	1/13
	Selenium	mg/L	**AZ A&W - Warm Water Chronic**	5/13/2009	0.002	TRC	---	---	0.04210	---	1/13
Bored Spring											
	Dissolved Oxygen	mg/L	**AZ A&W - Warm Water Acute**	8/3/2005	6	---	---	---	---	3.6	1/11
			AZ A&W - Warm Water Chronic	8/3/2005	6	---	---	---	---	3.6	1/11
	Copper	mg/L	**AZ A&W - Warm Water Acute**	5/26/2004	0.01796	DIS	0.0221	0.0254	0.0248	---	1/11
			AZ A&W - Warm Water Chronic	5/26/2004	0.01165	DIS	0.0221	0.0254	0.0248	---	1/11
	pH	S.U.	**AZ A&W - Warm Water Acute**	5/26/2004	9	---	---	---	---	10.1	2/11
				5/13/2009	9	---	---	---	---	9.62	
			AZ A&W - Warm Water Chronic	5/26/2004	9	---	---	---	---	10.1	2/11
				5/13/2009	9	---	---	---	---	9.62	

TABLE 10. SUMMARY OF EXCEEDANCES OF APPLICABLE ARIZONA SURFACE WATER QUALITY STANDARDS
RESOLUTION PROJECT

Station	Parameter and Constituents		Use Exceeded	Date	Standards		Results				Number of Exceedances Over Total Samples
	Name	Units			Standard	Fraction	Dissolved	Total	Total Recoverable	Field	
Boulder Hole											
	E. Coli	MPN/100mL	**AZ Full Body Contact**	11/3/2004	235	---	---	900	---	---	1/17
			AZ Partial Body Contact	11/3/2004	575	---	---	900	---	---	1/17
	Dissolved Oxygen	mg/L	**AZ A&W - Warm Water Acute**	5/22/2003	6	---	---	---	---	5.09	14/17
				9/4/2003	6	---	---	---	---	0.90	
				11/3/2003	6	---	---	---	---	4.00	
				2/9/2004	6	---	---	---	---	5.30	
				5/24/2004	6	---	---	---	---	3.02	
				8/3/2004	6	---	---	---	---	0.42	
				11/3/2004	6	---	---	---	---	1.66	
				5/4/2005	6	---	---	---	---	1.91	
				8/6/2008	6	---	---	---	---	5.50	
				11/6/2008	6	---	---	---	---	1.05	
				5/7/2009	6	---	---	---	---	4.87	
				11/1/2010	6	---	---	---	---	3.10	
				5/16/2011	6	---	---	---	---	5.94	
				5/2/2012	6	---	---	---	---	3.10	
			AZ A&W - Warm Water Chronic	5/22/2003	6	---	---	---	---	5.09	14/17
				9/4/2003	6	---	---	---	---	0.90	
				11/3/2003	6	---	---	---	---	4.00	
				2/9/2004	6	---	---	---	---	5.30	
				5/24/2004	6	---	---	---	---	3.02	
				8/3/2004	6	---	---	---	---	0.42	
				11/3/2004	6	---	---	---	---	1.66	
				5/4/2005	6	---	---	---	---	1.91	
				8/6/2008	6	---	---	---	---	5.50	
				11/6/2008	6	---	---	---	---	1.05	
				5/7/2009	6	---	---	---	---	4.87	
				11/1/2010	6	---	---	---	---	3.10	
				5/16/2011	6	---	---	---	---	5.94	
				5/2/2012	6	---	---	---	---	3.10	
	Arsenic	mg/L	**AZ Full Body Contact**	9/4/2003	0.03	TRC	0.03000	0.03300	0.02900	---	5/17
				8/3/2004	0.03	TRC	0.03400	0.04000	0.03900	---	
				5/7/2009	0.03	TRC	0.03100	---	<0.02500	---	
				11/6/2008	0.03	TRC	0.02600	---	0.04000	---	
				5/16/2011	0.03	TRC	<0.02500	---	0.03400	---	
	Copper	mg/L	**AZ A&W - Warm Water Acute**	2/19/2009	0.00958	DIS	0.01500	---	0.01900	---	1/17
			AZ A&W - Warm Water Chronic	2/19/2009	0.00659	DIS	0.01500	---	0.01900	---	1/17

TABLE 10. SUMMARY OF EXCEEDANCES OF APPLICABLE ARIZONA SURFACE WATER QUALITY STANDARDS
RESOLUTION PROJECT

Station	Parameter and Constituents		Use Exceeded	Date	Standards		Results				Number of Exceedances Over Total Samples
	Name	Units			Standard	Fraction	Dissolved	Total	Total Recoverable	Field	
Hidden Spring											
	E. Coli	MPN/100mL	**AZ Full Body Contact**	5/24/2004	235	---	---	900.0	---	---	4/17
				8/4/2004	235	---	---	1600.0	---	---	
				5/3/2005	235	---	---	300.0	---	---	
				8/3/2005	235	---	---	300.0	---	---	
			AZ Partial Body Contact	5/24/2004	575	---	---	900.0	---	---	2/17
				8/4/2004	575	---	---	1600.0	---	---	
	Dissolved Oxygen	mg/L	**AZ A&W - Warm Water Acute**	5/15/2003	6	---	---	---	---	3.30	10/17
				8/20/2003	6	---	---	---	---	0.22	
				11/3/2003	6	---	---	---	---	0.48	
				8/4/2004	6	---	---	---	---	0.11	
				11/3/2004	6	---	---	---	---	0.56	
				2/9/2005	6	---	---	---	---	5.56	
				8/3/2005	6	---	---	---	---	4.00	
				8/19/2008	6	---	---	---	---	4.41	
				11/6/2008	6	---	---	---	---	3.23	
				2/10/2009	6	---	---	---	---	5.53	
			AZ A&W - Warm Water Chronic	5/15/2003	6	---	---	---	---	3.30	10/17
				8/20/2003	6	---	---	---	---	0.22	
				11/3/2003	6	---	---	---	---	0.48	
				8/4/2004	6	---	---	---	---	0.11	
				11/3/2004	6	---	---	---	---	0.56	
				2/9/2005	6	---	---	---	---	5.56	
				8/3/2005	6	---	---	---	---	4.00	
				8/19/2008	6	---	---	---	---	4.41	
				11/6/2008	6	---	---	---	---	3.23	
				2/10/2009	6	---	---	---	---	5.53	
	Lead	mg/L	**AZ Full Body Contact**	8/19/2008	0.015	TRC	<0.000043	0.033100	---	---	1/17
			AZ Partial Body Contact	8/19/2008	0.015	TRC	<0.000043	0.033100	---	---	1/17
Kane Spring											
	E. Coli	MPN/100mL	**AZ Full Body Contact**	5/3/2005	235	---	---	240.0	---	---	2/15
				8/3/2005	235	---	---	1600	---	---	
			AZ Partial Body Contact	8/3/2005	575	---	---	1600	---	---	1/15
	Dissolved Oxygen	mg/L	**AZ A&W - Warm Water Acute**	8/20/2003	6	---	---	---	---	2.96	4/15
				11/3/2003	6	---	---	---	---	3.76	
				8/3/2005	6	---	---	---	---	5.90	
				11/5/2008	6	---	---	---	---	5.79	
			AZ A&W - Warm Water Chronic	8/20/2003	6	---	---	---	---	2.96	4/15
				11/3/2003	6	---	---	---	---	3.76	
				8/3/2005	6	---	---	---	---	5.90	
				11/5/2008	6	---	---	---	---	5.79	

TABLE 10. SUMMARY OF EXCEEDANCES OF APPLICABLE ARIZONA SURFACE WATER QUALITY STANDARDS
RESOLUTION PROJECT

Station	Parameter and Constituents		Use Exceeded	Date	Standards		Results				Number of Exceedances Over Total Samples
	Name	Units			Standard	Fraction	Dissolved	Total	Total Recoverable	Field	
Number Nine Tributary											
	Dissolved Oxygen	mg/L	**AZ A&W - Warm Water Acute**	11/12/2008	6	---	---	---	---	2.35	1/10
			AZ A&W - Warm Water Chronic	11/12/2008	6	---	---	---	---	2.35	1/10
	Arsenic	mg/L	**AZ Full Body Contact**	11/12/2008	0.03	TRC	0.05100	---	0.05800	---	3/10
				11/3/2010	0.03	TRC	0.03900	---	0.04700	---	
				8/19/2011	0.03	TRC	0.02600	0.03200	---	---	
	Copper	mg/L	**AZ A&W - Warm Water Acute**	8/28/2008	0.04962	DIS	0.05910	0.05660	---	---	10/10
				11/12/2008	0.00945	DIS	0.03890	---	0.04500	---	
				2/19/2009	0.00271	DIS	0.04420	---	0.04900	---	
				5/5/2009	0.00364	DIS	0.04620	---	0.08400	---	
				11/1/2010	0.0043	DIS	0.04250	---	0.06200	---	
				11/3/2010	0.0155	DIS	0.02010	---	0.04500	---	
				8/19/2011	0.00637	DIS	0.01690	0.02500	---	---	
				12/1/2011	0.00661	DIS	0.01510	0.02100	---	---	
				2/29/2012	0.00531	DIS	0.01390	0.01800	---	---	
				5/9/2012	0.02928	DIS	0.04770	0.04530	---	---	
			AZ A&W - Warm Water Chronic	8/28/2008	0.02928	DIS	0.05910	0.05660	---	---	10/10
				11/12/2008	0.00651	DIS	0.03890	---	0.04500	---	
				2/19/2009	0.0021	DIS	0.04420	---	0.04900	---	
				5/5/2009	0.00274	DIS	0.04620	---	0.08400	---	
				11/1/2010	0.0032	DIS	0.04250	---	0.06200	---	
				11/3/2010	0.0102	DIS	0.02010	---	0.04500	---	
				8/19/2011	0.00455	DIS	0.01690	0.02500	---	---	
				12/1/2011	0.00471	DIS	0.01510	0.02100	---	---	
				2/29/2012	0.00386	DIS	0.01390	0.01800	---	---	
				5/9/2012	0.02928	DIS	0.04770	0.04530	---	---	
	Lead	mg/L	**AZ A&W - Warm Water Chronic**	2/19/2009	0.000357	DIS	0.000362	---	<0.003	---	1/10

TABLE 10. SUMMARY OF EXCEEDANCES OF APPLICABLE ARIZONA SURFACE WATER QUALITY STANDARDS
RESOLUTION PROJECT

Station	Parameter and Constituents		Use Exceeded	Date	Standards		Results				Number of Exceedances Over Total Samples
	Name	Units			Standard	Fraction	Dissolved	Total	Total Recoverable	Field	
Oak Flat Tributary											
	Dissolved Oxygen	mg/L	**AZ A&W - Warm Water Acute**	8/23/2012	6	---	---	---	---	4.96	1/10
			AZ A&W - Warm Water Chronic	8/23/2012	6	---	---	---	---	4.96	1/10
	pH	S.U.	**AZ Agricultural Livestock Watering**	11/12/2012	6.5 - 9	---	---	---	---	6.36	1/10
			AZ A&W - Ephemeral Acute	11/12/2012	6.5 - 9	---	---	---	---	6.36	1/10
			AZ A&W - Warm Water Acute	11/12/2012	6.5 - 9	---	---	---	---	6.36	1/10
			AZ A&W - Warm Water Chronic	11/12/2012	6.5 - 9	---	---	---	---	6.36	1/10
			AZ Full Body Contact	11/12/2012	6.5 - 9	---	---	---	---	6.36	1/10
			AZ Partial Body Contact	11/12/2012	6.5 - 9	---	---	---	---	6.36	1/10
	Arsenic	mg/L	**AZ Full Body Contact**	5/5/2009	0.03	TRC	0.04500	---	0.03800	---	2/10
				8/23/2012	0.03	TRC	0.033	---	0.034	---	
	Cadmium	mg/L	**AZ A&W - Warm Water Chronic**	8/23/2012	0.00014	DIS	0.000160 j	---	<0.002000	---	1/10
	Copper	mg/L	**AZ A&W - Ephemeral Acute**	8/23/2012	0.00357	DIS	0.057	---	0.062	---	4/10
				11/12/2012	0.0052	DIS	0.0293	---	0.038	---	
				12/17/2012	0.00856	DIS	0.0402	---	0.042	---	
				1/29/2013	0.00828	DIS	0.0421	---	0.048	---	
			AZ A&W - Warm Water Acute	8/27/2008	0.04962	DIS	0.05060	0.05080	---	---	10/10
				2/26/2009	0.00527	DIS	0.03180	---	0.03600	---	
				5/5/2009	0.01011	DIS	0.02890	---	0.05500	---	
				8/19/2011	0.00232	DIS	0.04020	0.05200	---	---	
				12/9/2011	0.00579	DIS	0.02150	0.02700	---	---	
				2/29/2012	0.00633	DIS	0.01660	0.02000	---	---	
				8/23/2012	0.00207	DIS	0.057	---	0.062	---	
				11/12/2012	0.00301	DIS	0.0293	---	0.038	---	
				12/17/2012	0.00494	DIS	0.0402	---	0.042	---	
				1/29/2013	0.00478	DIS	0.0421	---	0.048	---	
			AZ A&W - Warm Water Chronic	8/27/2008	0.02928	DIS	0.05060	0.05080	---	---	10/10
				2/26/2009	0.00383	DIS	0.03180	---	0.03600	---	
				5/5/2009	0.00692	DIS	0.02890	---	0.05500	---	
				8/19/2011	0.00182	DIS	0.04020	0.05200	---	---	
				12/9/2011	0.00417	DIS	0.02150	0.02700	---	---	
				2/29/2012	0.00453	DIS	0.01660	0.02000	---	---	
				8/23/2012	0.00164	DIS	0.057	---	0.062	---	
				11/12/2012	0.0023	DIS	0.0293	---	0.038	---	
				12/17/2012	0.00362	DIS	0.0402	---	0.042	---	
				1/29/2013	0.00351	DIS	0.0421	---	0.048	---	
	Lead	mg/L	**AZ A&W - Warm Water Chronic**	8/19/2011	0.000315	DIS	0.000762	<0.003000	---	---	2/10
				8/23/2012	0.000274	DIS	0.000624	---	<0.003000	---	
	pH	S.U.	**AZ Agricultural Livestock Watering**	11/12/2012	6.5 - 9	---	---	---	---	6.36	1/10
			AZ A&W - Ephemeral Acute	11/12/2012	6.5 - 9	---	---	---	---	6.36	1/10
			AZ A&W - Warm Water Acute	8/19/2011	6.5	---	---	---	---	6.4	2/10
				11/12/2012	6.5 - 9	---	---	---	---	6.36	
			AZ A&W - Warm Water Chronic	8/19/2011	6.5	---	---	---	---	6.4	2/10
				11/12/2012	6.5 - 9	---	---	---	---	6.36	
			AZ Full Body Contact	11/12/2012	6.5 - 9	---	---	---	---	6.36	1/10
			AZ Partial Body Contact	11/12/2012	6.5 - 9	---	---	---	---	6.36	1/10

TABLE 10. SUMMARY OF EXCEEDANCES OF APPLICABLE ARIZONA SURFACE WATER QUALITY STANDARDS
RESOLUTION PROJECT

Station	Parameter and Constituents		Use Exceeded	Date	Standards		Results				Number of Exceedances Over Total Samples
	Name	Units			Standard	Fraction	Dissolved	Total	Total Recoverable	Field	
Pump Station Spring											
	E. Coli	MPN/100mL	**AZ Full Body Contact**	8/8/2005	235	---	---	1600	---	---	1/18
			AZ Partial Body Contact	8/8/2005	575	---	---	1600	---	---	1/18
	Dissolved Oxygen	mg/L	**AZ A&W - Warm Water Acute**	9/4/2003	6	---	---	---	---	2.75	10/18
				2/9/2004	6	---	---	---	---	5.10	
				5/25/2004	6	---	---	---	---	5.67	
				8/3/2004	6	---	---	---	---	2.93	
				11/3/2004	6	---	---	---	---	4.93	
				8/5/2008	6	---	---	---	---	3.55	
				11/4/2008	6	---	---	---	---	2.77	
				11/3/2010	6	---	---	---	---	4.94	
				5/17/2011	6	---	---	---	---	5.94	
				5/9/2012	6	---	---	---	---	4.00	
			AZ A&W - Warm Water Chronic	9/4/2003	6	---	---	---	---	2.75	10/18
				2/9/2004	6	---	---	---	---	5.10	
				5/25/2004	6	---	---	---	---	5.67	
				8/3/2004	6	---	---	---	---	2.93	
				11/3/2004	6	---	---	---	---	4.93	
				8/5/2008	6	---	---	---	---	3.55	
				11/4/2008	6	---	---	---	---	2.77	
				11/3/2010	6	---	---	---	---	4.94	
				5/17/2011	6	---	---	---	---	5.94	
				5/9/2012	6	---	---	---	---	4.00	
	Selenium	mg/L	**AZ A&W - Warm Water Chronic**	2/8/2005	0.002	TRC	---	0.00850	0.00770	---	3/18
				8/8/2005	0.002	TRC	---	<0.00300	0.00310	---	
				11/3/2010	0.002	TRC	---	---	0.00203	---	
QC 27.3 C											
	Dissolved Oxygen	mg/L	**AZ A&W - Warm Water Acute**	8/5/2008	6	---	---	---	---	5.23	4/11
				11/4/2008	6	---	---	---	---	5.86	
				5/7/2009	6	---	---	---	---	1.15	
				8/19/2011	6	---	---	---	---	5.76	
			AZ A&W - Warm Water Chronic	8/5/2008	6	---	---	---	---	5.23	4/11
				11/4/2008	6	---	---	---	---	5.86	
				5/7/2009	6	---	---	---	---	1.15	
				8/19/2011	6	---	---	---	---	5.76	
	Arsenic	mg/L	**AZ Full Body Contact**	8/5/2008	0.03	TRC	0.05100	---	0.03300	---	1/11
	Iron	mg/L	**AZ A&W - Warm Water Chronic**	2/8/2005	1	DIS	---	5.1100	---	---	1/11
QC 22.6 E (Karst Spring)											
	Dissolved Oxygen	mg/L	**AZ A&W - Warm Water Acute**	2/8/2005	6	---	---	---	---	4.40	3/4
				8/28/2008	6	---	---	---	---	4.10	
				2/11/2009	6	---	---	---	---	3.51	
			AZ A&W - Warm Water Chronic	2/8/2005	6	---	---	---	---	4.40	3/4
				8/28/2008	6	---	---	---	---	4.10	
				2/11/2009	6	---	---	---	---	3.51	

TABLE 10. SUMMARY OF EXCEEDANCES OF APPLICABLE ARIZONA SURFACE WATER QUALITY STANDARDS
RESOLUTION PROJECT

Station	Parameter and Constituents		Use Exceeded	Date	Standards		Results				Number of Exceedances Over Total Samples
	Name	Units			Standard	Fraction	Dissolved	Total	Total Recoverable	Field	
QC 21.7 C (Magma Avenue)											
	Dissolved Oxygen	mg/L	**AZ A&W - Warm Water Acute**	8/19/2011	6	---	---	---	---	4.95	2/10
				8/14/2012	6	---	---	---	---	3.95	
			AZ A&W - Warm Water Chronic	8/19/2011	6	---	---	---	---	4.95	2/10
				8/14/2012	6	---	---	---	---	3.95	
	Arsenic	mg/L	**AZ Full Body Contact**	11/4/2008	0.03	TRC	0.02800	---	0.04000	---	3/10
				5/7/2009	0.03	TRC	0.03500	---	0.02700	---	
				8/14/2012	0.03	TRC	0.051	---	0.045	---	
	Copper	mg/L	**AZ A&W - Warm Water Acute**	2/11/2009	0.00825	DIS	0.02030	---	0.02300	---	3/10
				8/19/2011	0.01658	DIS	0.05080	0.14400	---	---	
				11/28/2011	0.01771	DIS	0.02860	0.03300	---	---	
			AZ A&W - Warm Water Chronic	2/11/2009	0.00576	DIS	0.02030	---	0.02300	---	4/10
				11/1/2010	0.01473	DIS	0.01590	---	0.03400	---	
				8/19/2011	0.01084	DIS	0.05080	0.14400	---	---	
				11/28/2011	0.0115	DIS	0.02860	0.03300	---	---	
	Lead	mg/L	**AZ Full Body Contact**	8/19/2011	0.015	TRC	0.000349	0.021500	---	---	1/10
			AZ Partial Body Contact	8/19/2011	0.015	TRC	0.000349	0.021500	---	---	1/10
QC 19.7 C											
	Copper	mg/L	**AZ A&W - Ephemeral Acute**	1/29/2013	0.01767	DIS	0.02	---	0.025	---	1/5
			AZ A&W - Warm Water Acute	2/11/2009	0.00953	DIS	0.01950	---	0.02200	---	4/5
				12/14/2011	0.0082	DIS	0.02570	0.03200	---	---	
				12/17/2012	0.01621	DIS	0.0201	---	0.024	---	
				1/29/2013	0.01021	DIS	0.02	---	0.025	---	
			AZ A&W - Warm Water Chronic	8/28/2008	0.01424	DIS	0.0183	0.0173			5/5
				2/11/2009	0.00655	DIS	0.01950	---	0.02200	---	
				12/14/2011	0.00572	DIS	0.02570	0.03200	---	---	
				12/17/2012	0.01061	DIS	0.0201	---	0.024	---	
				1/29/2013	0.00698	DIS	0.02	---	0.025	---	
TC 0.5 C											
	Dissolved Oxygen	mg/L	**AZ A&W - Warm Water Acute**	6/25/12012	6	---	---	---	---	1.80	4/4
				8/7//2012	6	---	---	---	---	4.29	
				2/5/2013	6	---	---	---	---	5.25	
			AZ A&W - Warm Water Chronic	6/25/12012	6	---	---	---	---	1.80	4/4
				8/7//2012	6	---	---	---	---	4.29	
				2/5/2013	6	---	---	---	---	5.25	

--- = Not applicable
AW = Aquatic and Wildlife
mg/L = Milligrams per liter
S.U. = Standard Units
TRC = Total Recoverable
DIS = Dissolved

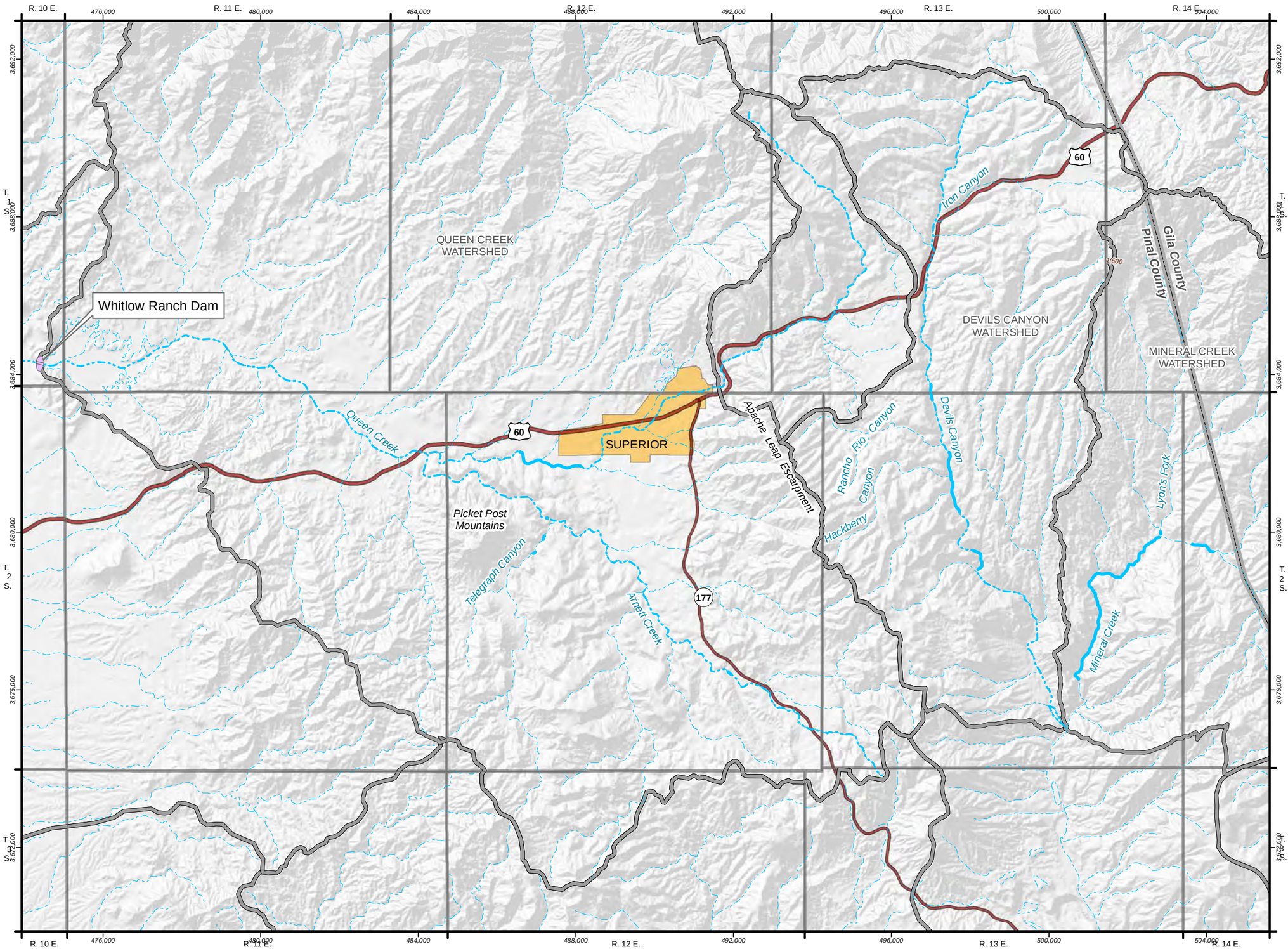

EXPLANATION

- Watershed Boundary
- Stream
- Perennial Reach

N

0 8,000 Feet

0 3,000 Meters

Resolution Copper Mining

LOCATION MAP

MONTGOMERY & ASSOCIATES
Water Resource Consultants

2013

FIGURE 1

GIS-Tuc\Projects\605\605.1217\FinalReport\LocationMapMay2013.mxd\06May2013

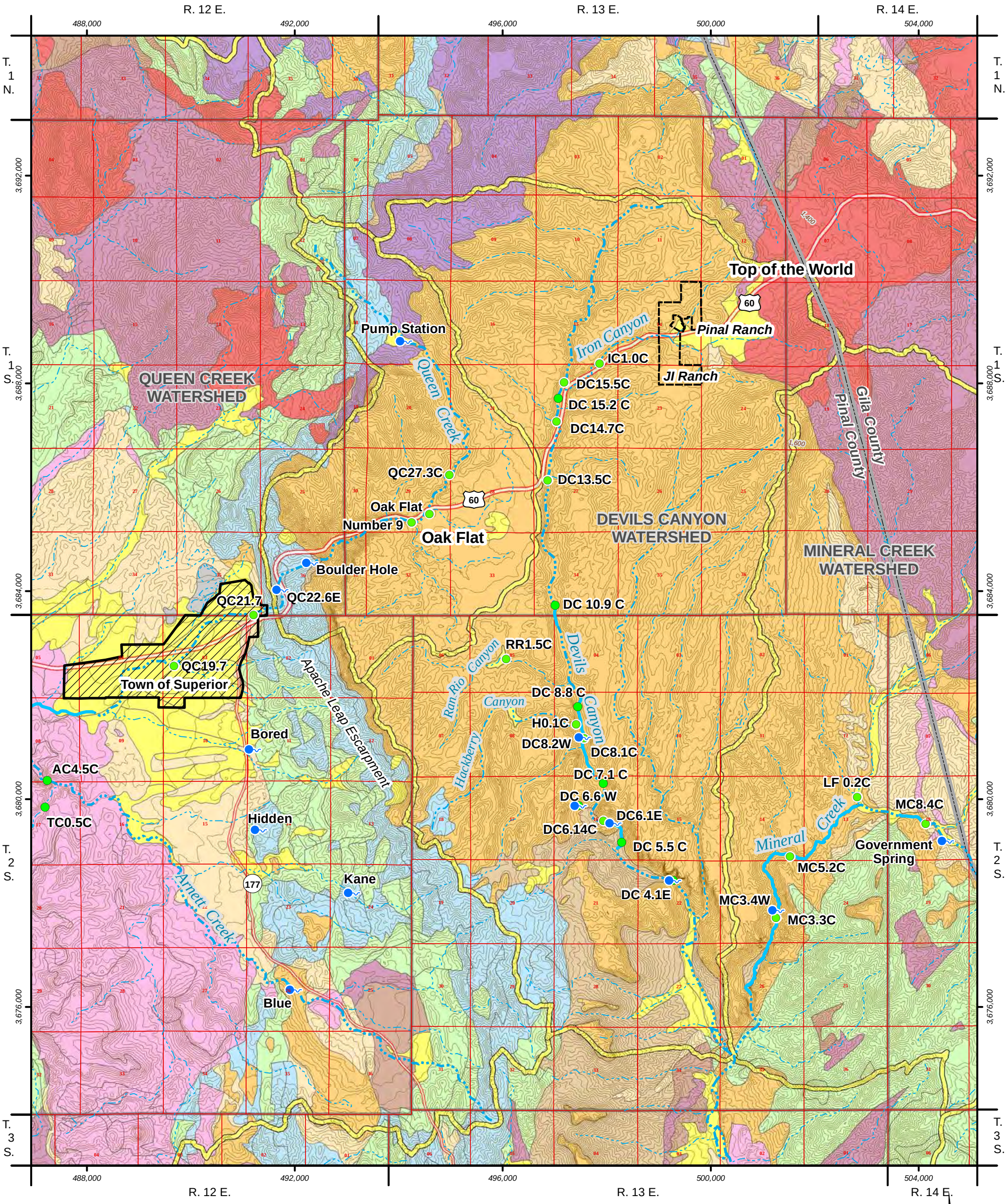

EXPLANATION

Watershed Boundary

Surface Water Monitoring Sites (Selected)

MC3.4W — Spring and Identifier

DC14.7C — Surface Water Sample Location and Identifier

Perennial Reach

Geologic Units

d	Disturbed Surficial Deposits
Qal	Quaternary Alluvial Deposits
QTg	Quaternary-Tertiary Basin-Fill Deposits
Tvy	Tertiary Younger Volcanic Rocks
Tal	Tertiary Apache Leap Tuff
Tvo	Tertiary Older Volcanic Rocks
Tw	Tertiary Whitetail Conglomerate
TKg	Cretaceous-Tertiary Intrusive Rocks
Pz	Paleozoic Sedimentary Rocks
p€y	Younger Precambrian Sedimentary, Volcanic, and Intrusives Rocks
p€gu	Older Precambrian Granite
p€pi	Older Precambrian Pinal Schist

0 — 8,000 Feet

0 — 750 — 1,500 — 2,250 — 3,000 Meters

Topographic Contour Interval: 20 Meters

N

Resolution Copper Mining

SURFACE WATER SAMPLING STATIONS

MONTGOMERY & ASSOCIATES
Water Resource Consultants

2013

FIGURE 2

GIS-Tuc\Projects\605\605.1217\DraftReport\Geo_monstation_extend.mxd\13May2013

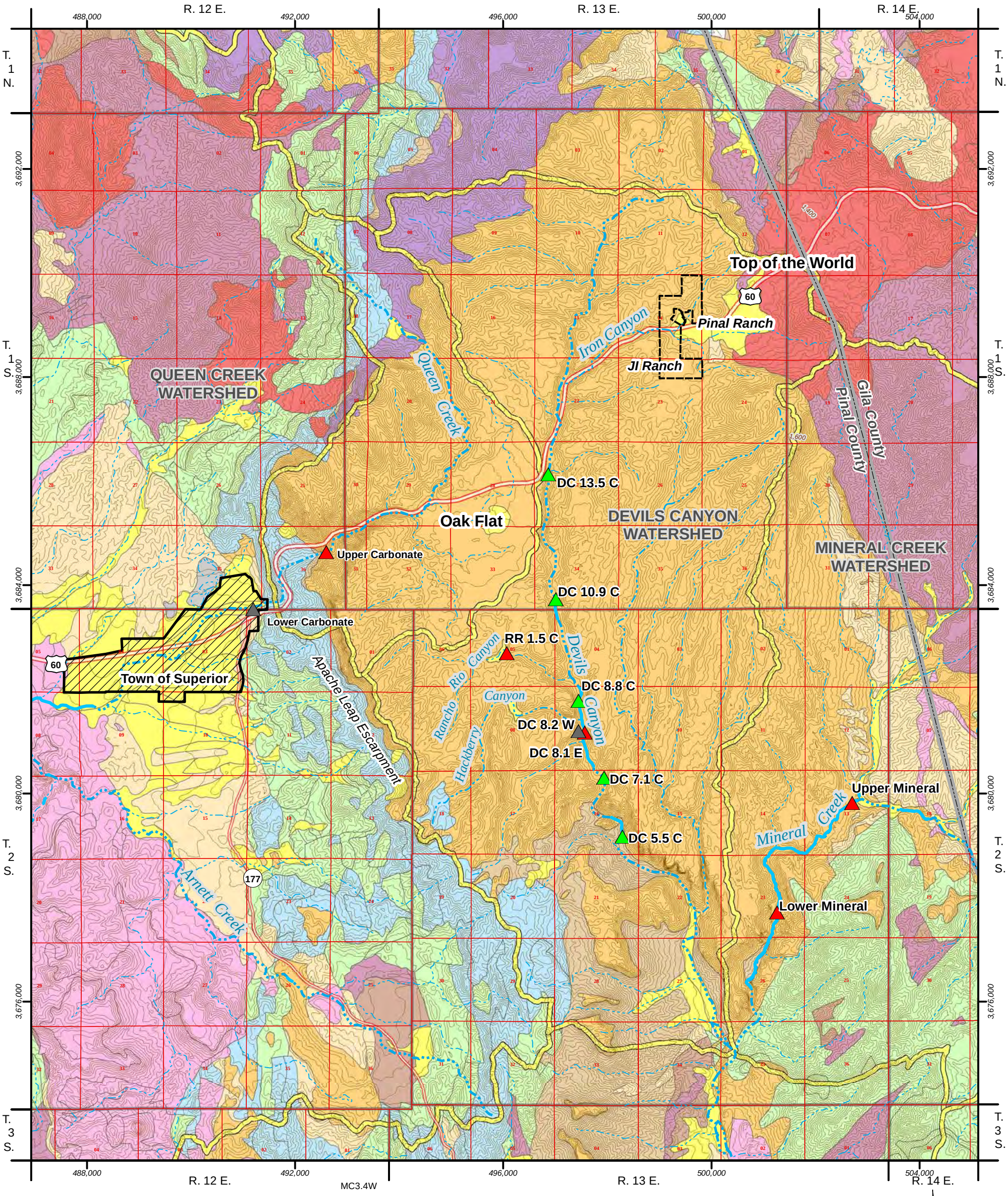

EXPLANATION

Watershed Boundary

Perennial Reach

Sonde Categories

Discontinued

Established 2010

Established 2003

Geologic Units

d	Disturbed Surficial Deposits
Qal	Quaternary Alluvial Deposits
QTg	Quaternary-Tertiary Basin-Fill Deposits
Tvy	Tertiary Younger Volcanic Rocks
Tal	Tertiary Apache Leap Tuff
Tvo	Tertiary Older Volcanic Rocks
Tw	Tertiary Whitetail Conglomerate
TKg	Cretaceous-Tertiary Intrusive Rocks
Pz	Paleozoic Sedimentary Rocks
p€y	Younger Precambrian Sedimentary, Volcanic, and Intrusives Rocks
p€gu	Older Precambrian Granite
p€pi	Older Precambrian Pinal Schist

0 8,000 Feet

0 750 1,500 2,250 3,000 Meters

Topographic Contour Interval: 20 Meters

N

Resolution Copper Mining

DATA SONDE LOCATIONS

MONTGOMERY & ASSOCIATES
Water Resource Consultants

2013

FIGURE 3

GIS-Tuc\Projects\605\605.1217\FinalReport\Geo_SondeLocs_May2013.mxd\06May2013

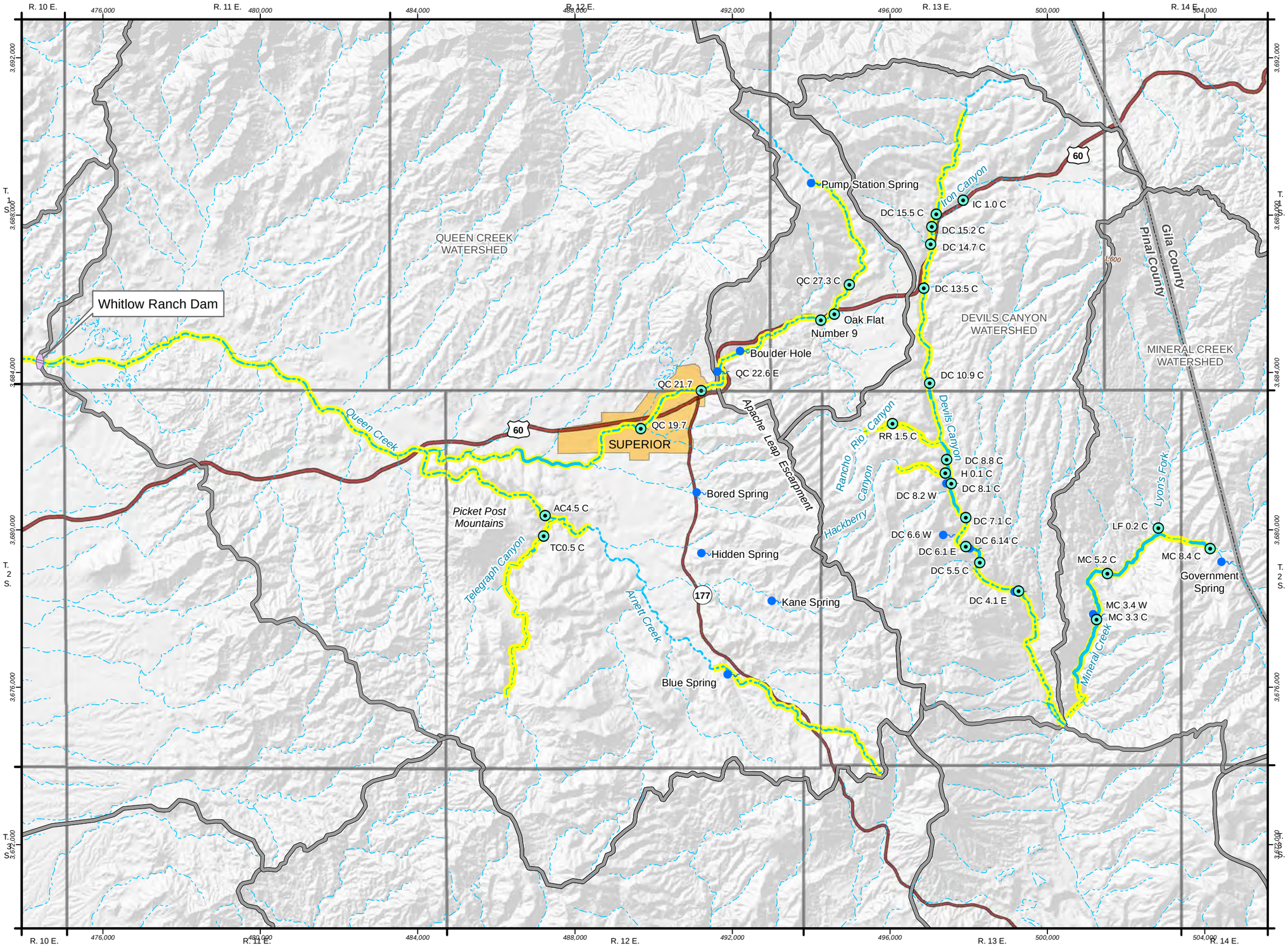

EXPLANATION

- Watershed Boundary
- Stream
- Perennial Reach

Resolution Copper Mining

OCCURRENCE SURVEYS MAXIMUM EXTENTS

MONTGOMERY & ASSOCIATES
Water Resource Consultants

2013

FIGURE 4

GIS-Tuc\Projects\605\605.1217\FinalReport\SurfaceWaterMay2013.mxd\06May2013

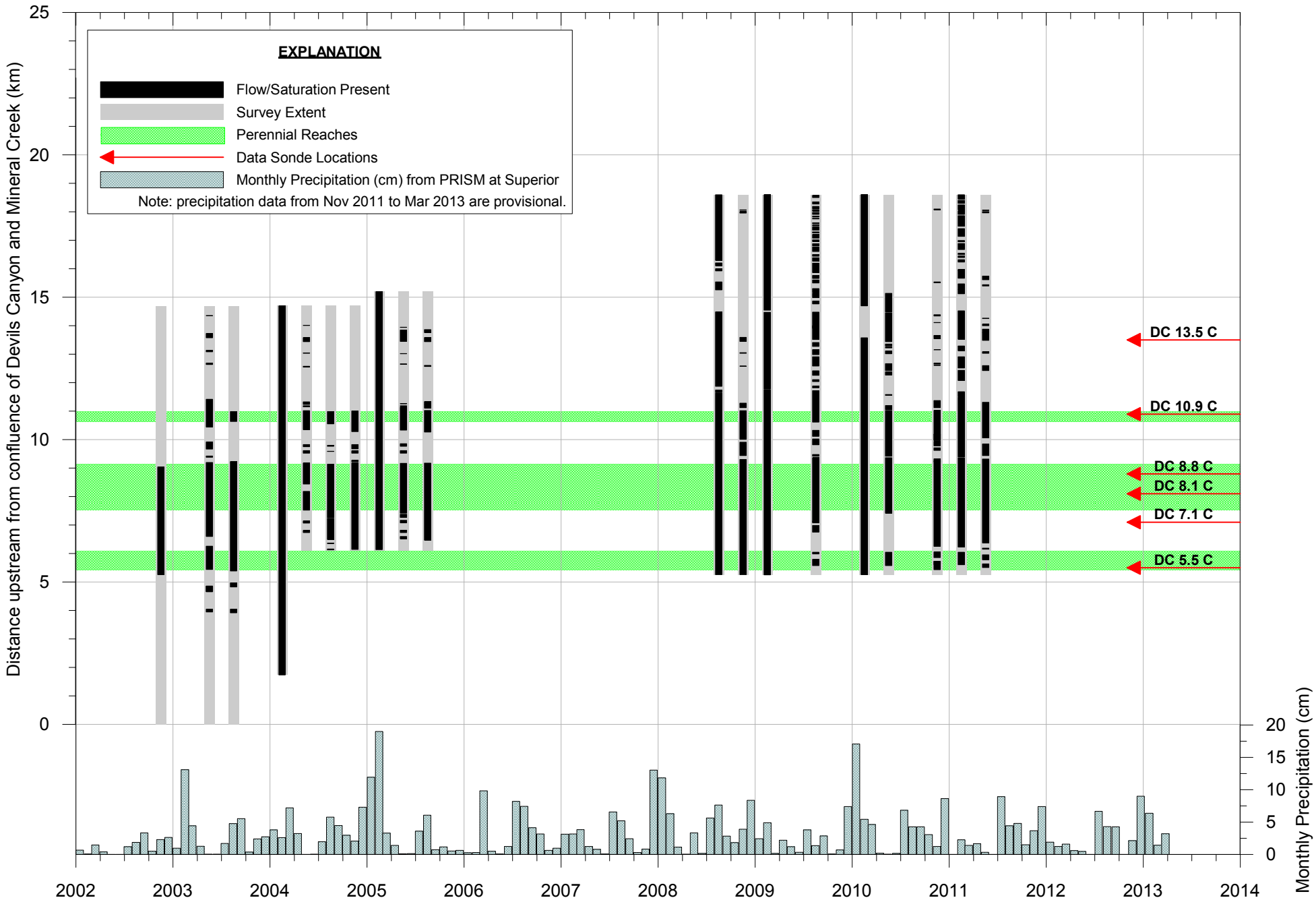

FIGURE 5. RESULTS OF QUARTERLY SURFACE WATER OCCURRENCE SURVEYS IN DEVILS CANYON RESOLUTION PROJECT

605.6\Surface_Water_Baseline_Assessment\Occurence_Surveys\Graphs\DevilsCanyonQuarterlyByYear_ls2.grf 05May2013

MONTGOMERY & ASSOCIATES

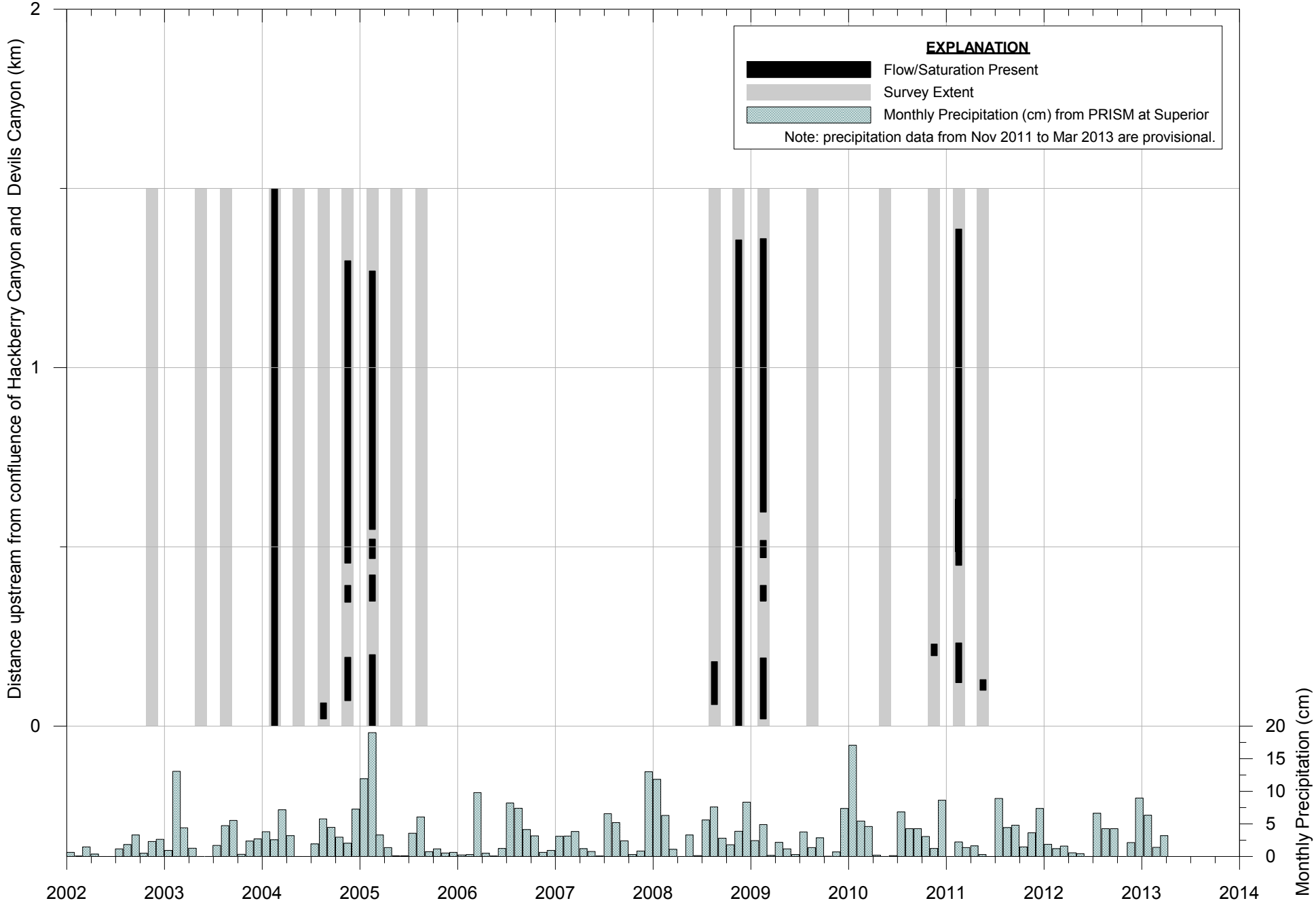

FIGURE 6. RESULTS OF QUARTERLY SURFACE WATER OCCURRENCE SURVEYS FOR HACKBERRY CANYON DEVILS CANYON WATERSHED, RESOLUTION PROJECT

605.6\Surface_Water_Baseline_Assessment\Occurence_Surveys\Graphs\HackberryCanyonQuarterlyByYear_ls2.grf 05May2013

MONTGOMERY & ASSOCIATES

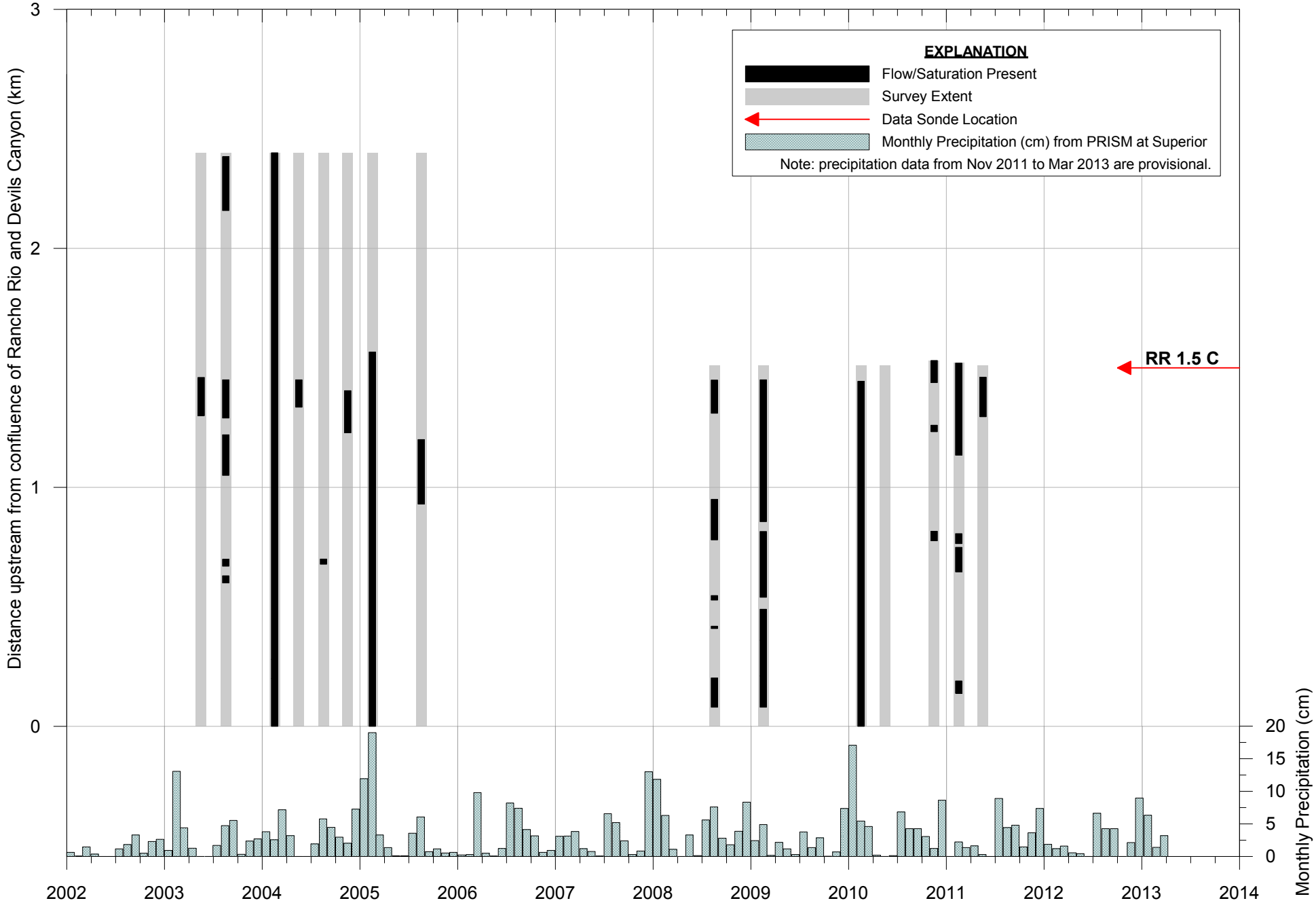

FIGURE 7. RESULTS OF QUARTERLY SURFACE WATER OCCURRENCE SURVEYS ALONG RANCHO RIO CREEK DEVILS CANYON WATERSHED, RESOLUTION PROJECT

MONTGOMERY & ASSOCIATES

605.6\Surface_Water_Baseline_Assessment\Occurence_Surveys\Graphs\RanchoRioQuarterlyByYear_ls2.grf 05May2013

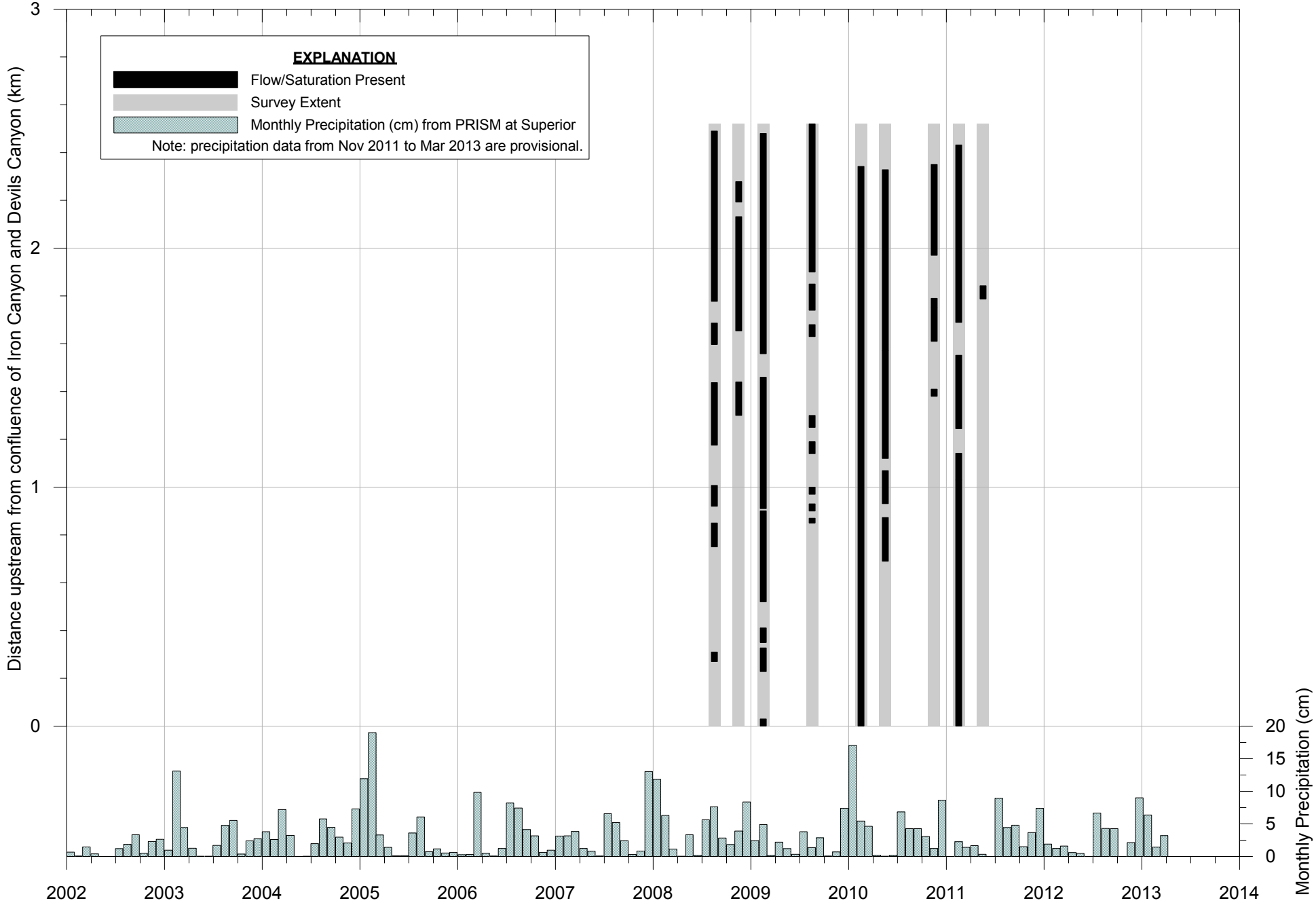

FIGURE 8. RESULTS OF QUARTERLY SURFACE WATER OCCURRENCE SURVEYS IN IRON CANYON DEVILS CANYON WATERSHED, RESOLUTION PROJECT

MONTGOMERY & ASSOCIATES

605.6\Surface_Water_Baseline_Assessment\Occurence_Surveys\Graphs\IronCanyonQuarterlyByYear_ls2.grf 05May2013

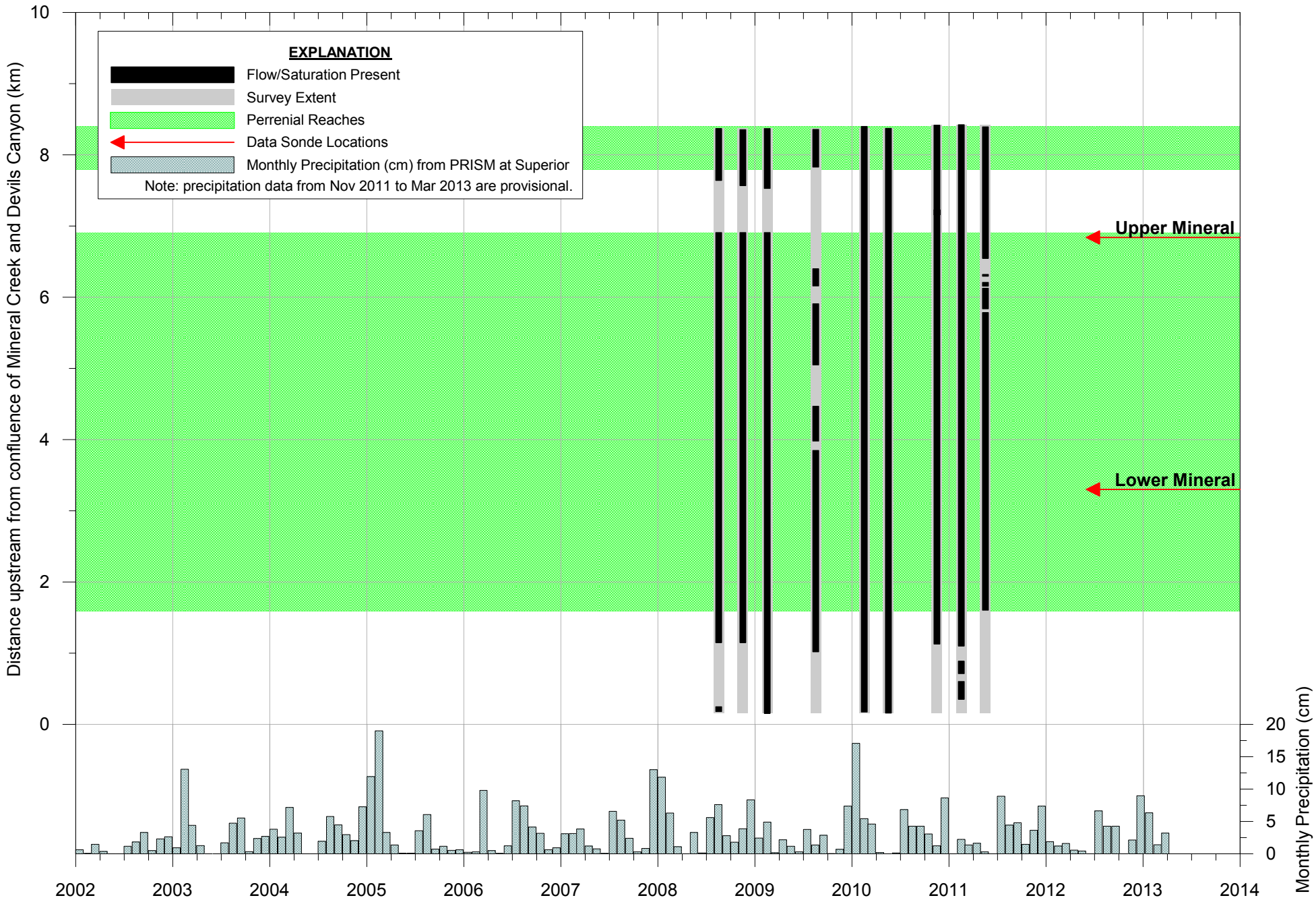

FIGURE 9. RESULTS OF QUARTERLY SURFACE WATER OCCURRENCE SURVEYS ALONG MINERAL CREEK RESOLUTION PROJECT

MONTGOMERY & ASSOCIATES

605.6\Surface_Water_Baseline_Assessment\Occurence_Surveys\Graphs\MineralCreekQuarterlyByYear_ls2.grf 05May2013

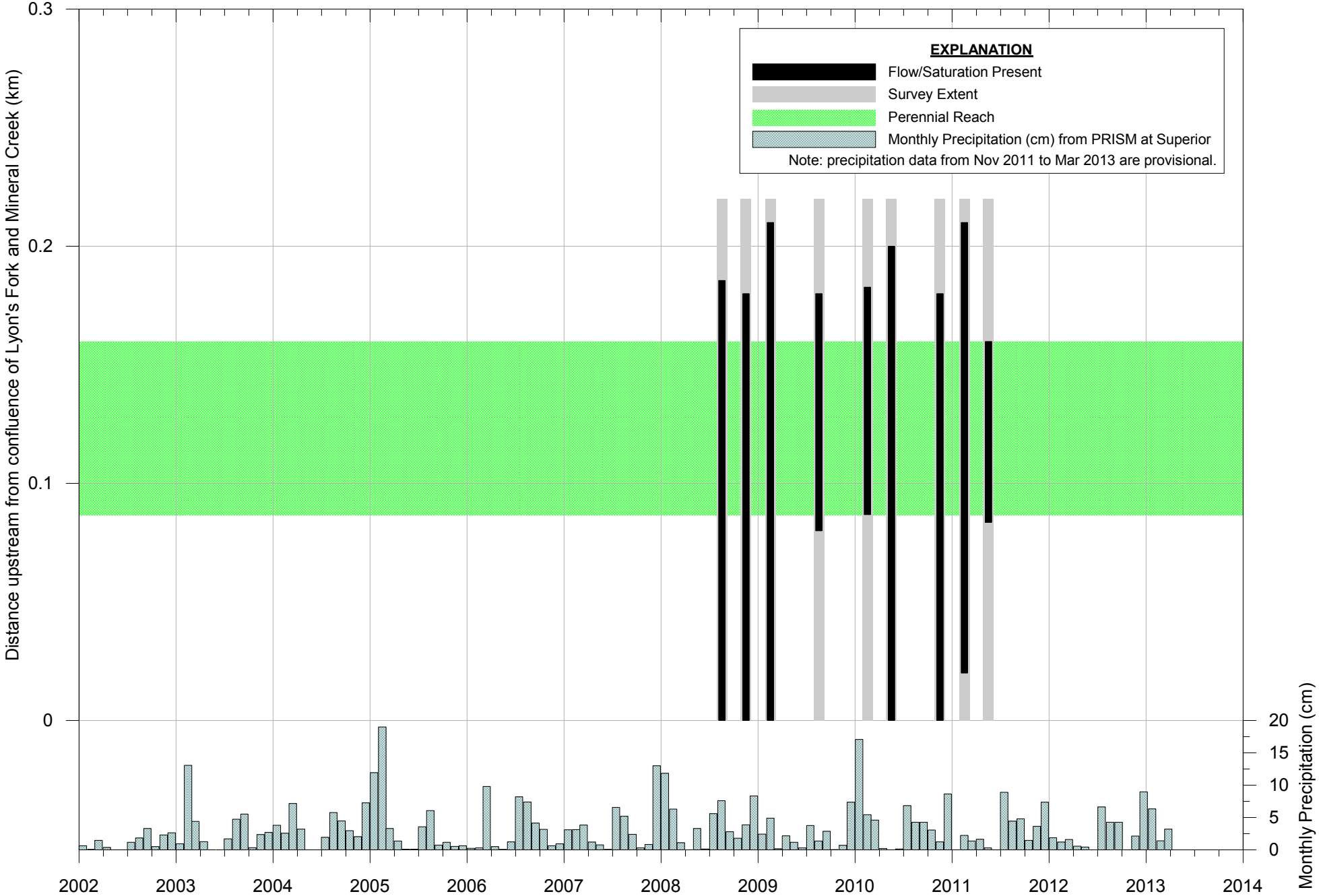

FIGURE 10. RESULTS OF QUARTERLY SURFACE WATER OCCURRENCE SURVEYS ALONG LYON'S FORK MINERAL CREEK WATERSHED, RESOLUTION PROJECT

MONTGOMERY & ASSOCIATES

605.6\Surface_Water_Baseline_Assessment\Occurence_Surveys\Graphs\LyonsForkQuarterlyByYear_ls2.grf 05May2013

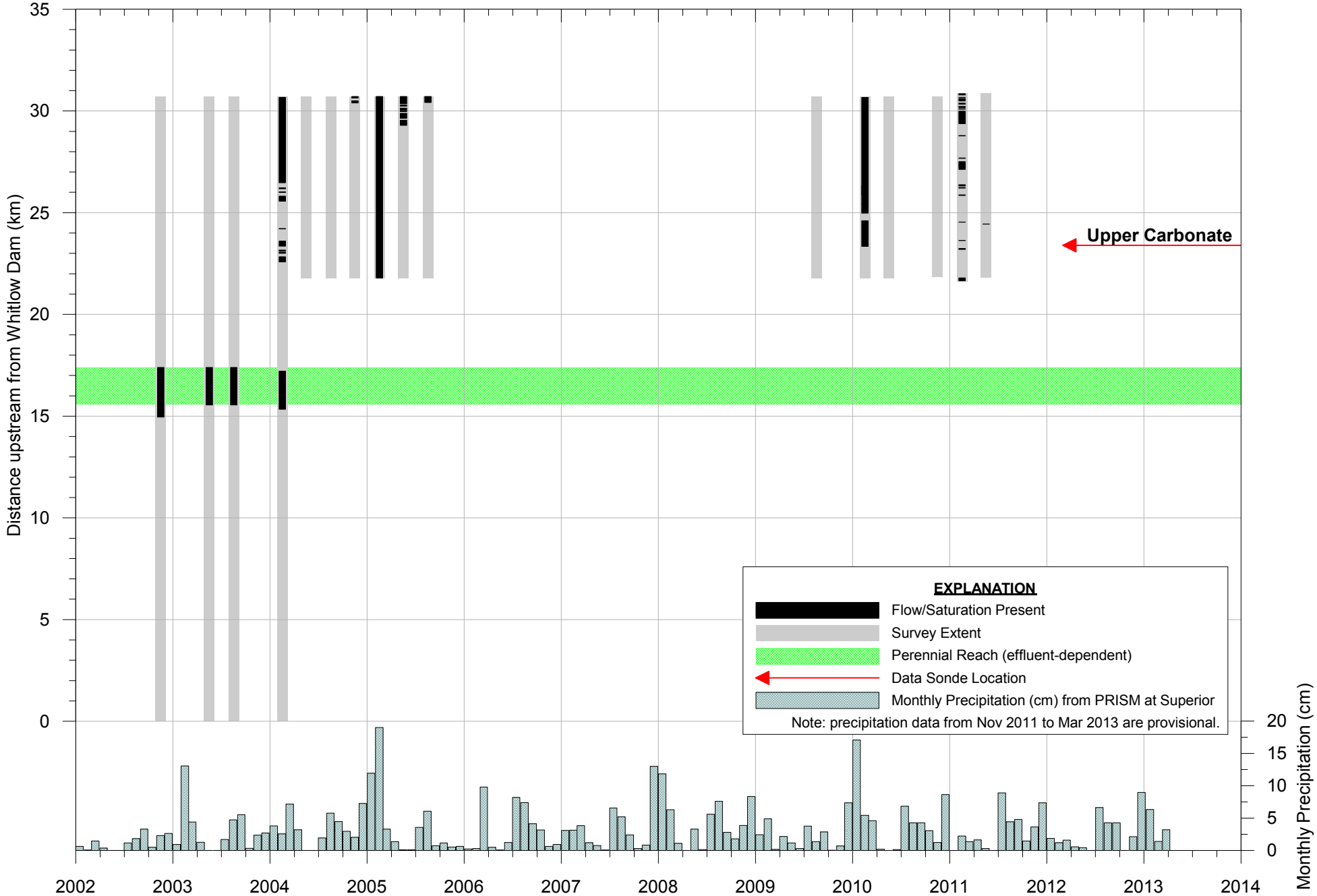

FIGURE 11. RESULTS OF QUARTERLY SURFACE WATER OCCURRENCE SURVEYS ALONG QUEEN CREEK RESOLUTION PROJECT

MONTGOMERY & ASSOCIATES

605.6\Surface_Water_Baseline_Assessment\Occurence_Surveys\Graphs\QueenlCreekQuarterlyByYear_ls2.grf 05May2013

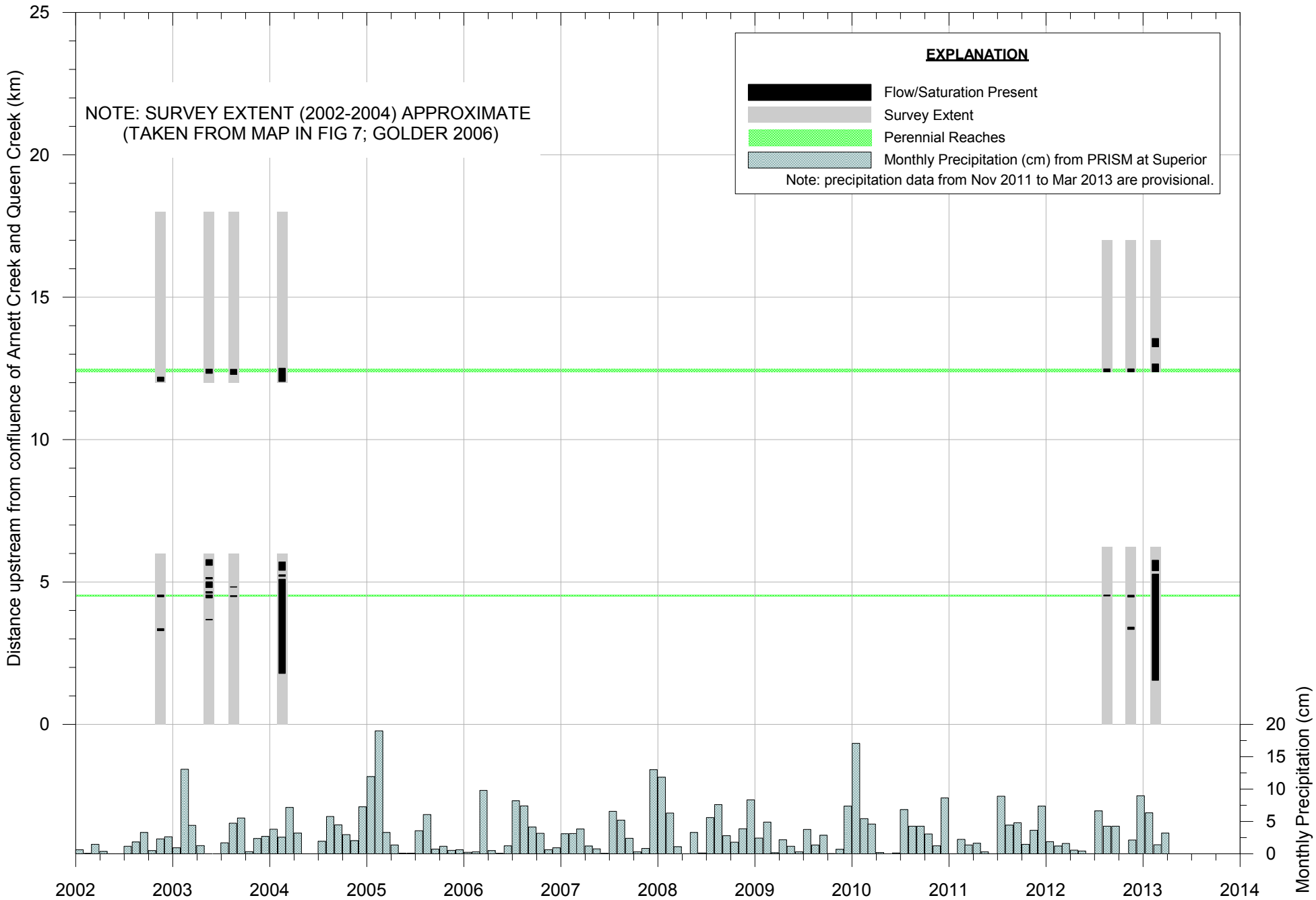

FIGURE 12. RESULTS OF QUARTERLY SURFACE WATER OCCURRENCE SURVEYS ALONG ARNETT CREEK QUEEN CREEK WATERSHED, RESOLUTION PROJECT

605.6\Surface_Water_Baseline_Assessment\Occurence_Surveys\Graphs\ArnettCreekQuarterlyByYear_ls2.grf 05May2013

MONTGOMERY & ASSOCIATES

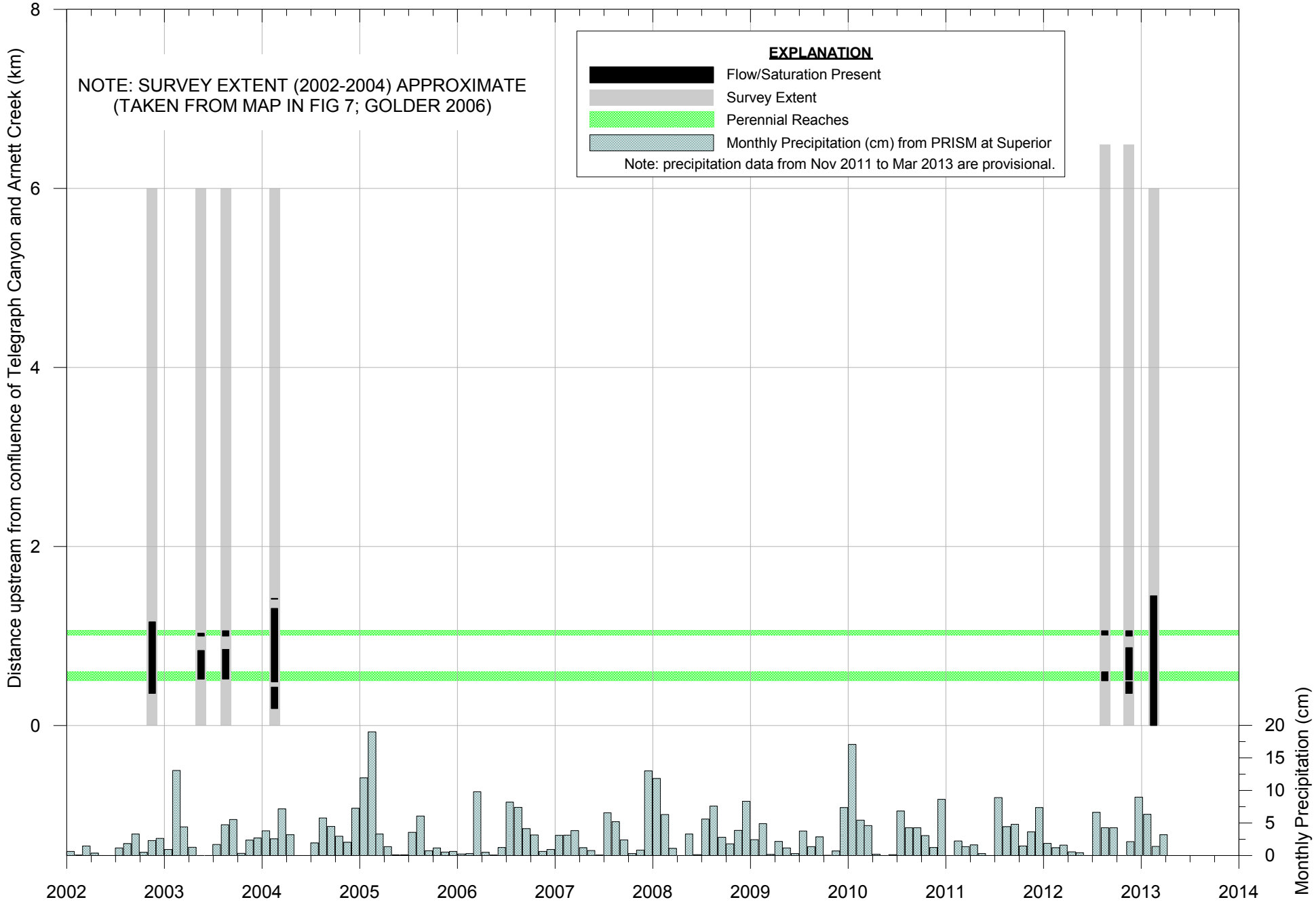

FIGURE 13. RESULTS OF QUARTERLY SURFACE WATER OCCURRENCE SURVEYS IN TELEGRAPH CANYON QUEEN CREEK WATERSHED, RESOLUTION PROJECT

MONTGOMERY & ASSOCIATES

605.6\Surface_Water_Baseline_Assessment\Occurence_Surveys\Graphs\TelegraphCanyonQuarterlyByYear_ls.grf 22Apr2013

FIGURE 14. DEVILS CANYON DATA SONDE LOCATION DC 13.5 C, RESOLUTION PROJECT

EXPLANATION

Specific Conductance (uS/cm)
Temperature (ºC)
Water Depth at Sonde (cm)
Monthly Precipitation (cm) from PRISM
SC, T } sample parameters
Note: precipitation data from Nov 2011 to Mar 2013 are provisional.

MONTGOMERY & ASSOCIATES

EXPLANATION

Specific Conductance (uS/cm)
Temperature (ºC)
Water Depth at Sonde (cm)
Monthly Precipitation (PRISM, cm)

SC, T } sample parameters

* Water levels inconsistent due to barometric correction. Data are included in order to show timing of runoff response.

Note: precipitation data from Nov 2011 to Mar 2013 are provisional.

FIGURE 15. DEVILS CANYON DATA SONDE LOCATION DC 10.9 C, RESOLUTION PROJECT

MONTGOMERY & ASSOCIATES

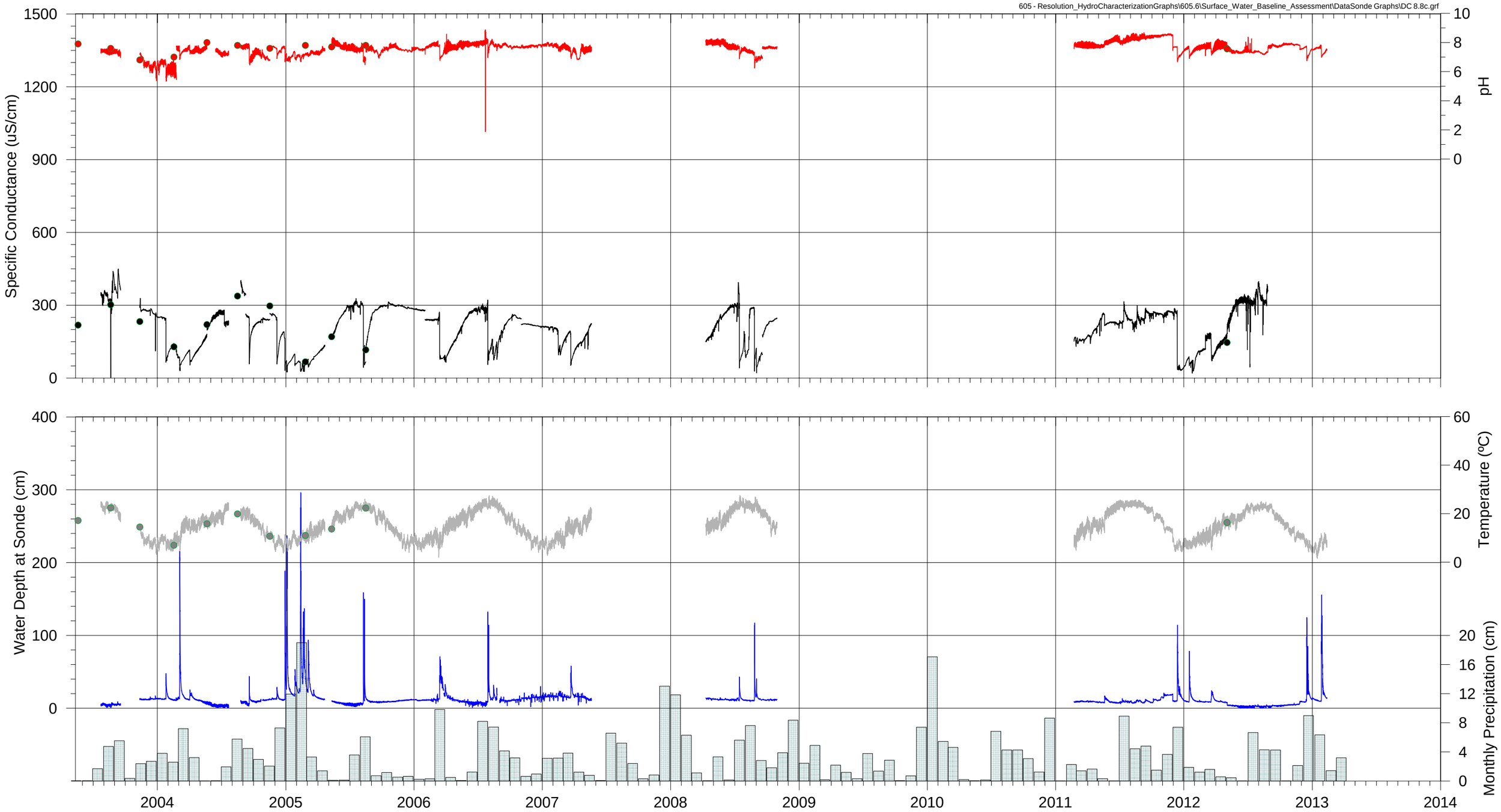

FIGURE 16. DEVILS CANYON DATA SONDE LOCATION DC 8.8 C, RESOLUTION PROJECT

EXPLANATION

- pH
- Specific Conductance (uS/cm)
- Temperature (ºC)
- Water Depth at Sonde (cm)
- Monthly Precipitation (cm) from PRISM
- pH, SC, T — sample parameters

Note: precipitation data from Nov 2011 to Mar 2013 are provisional.

MONTGOMERY & ASSOCIATES

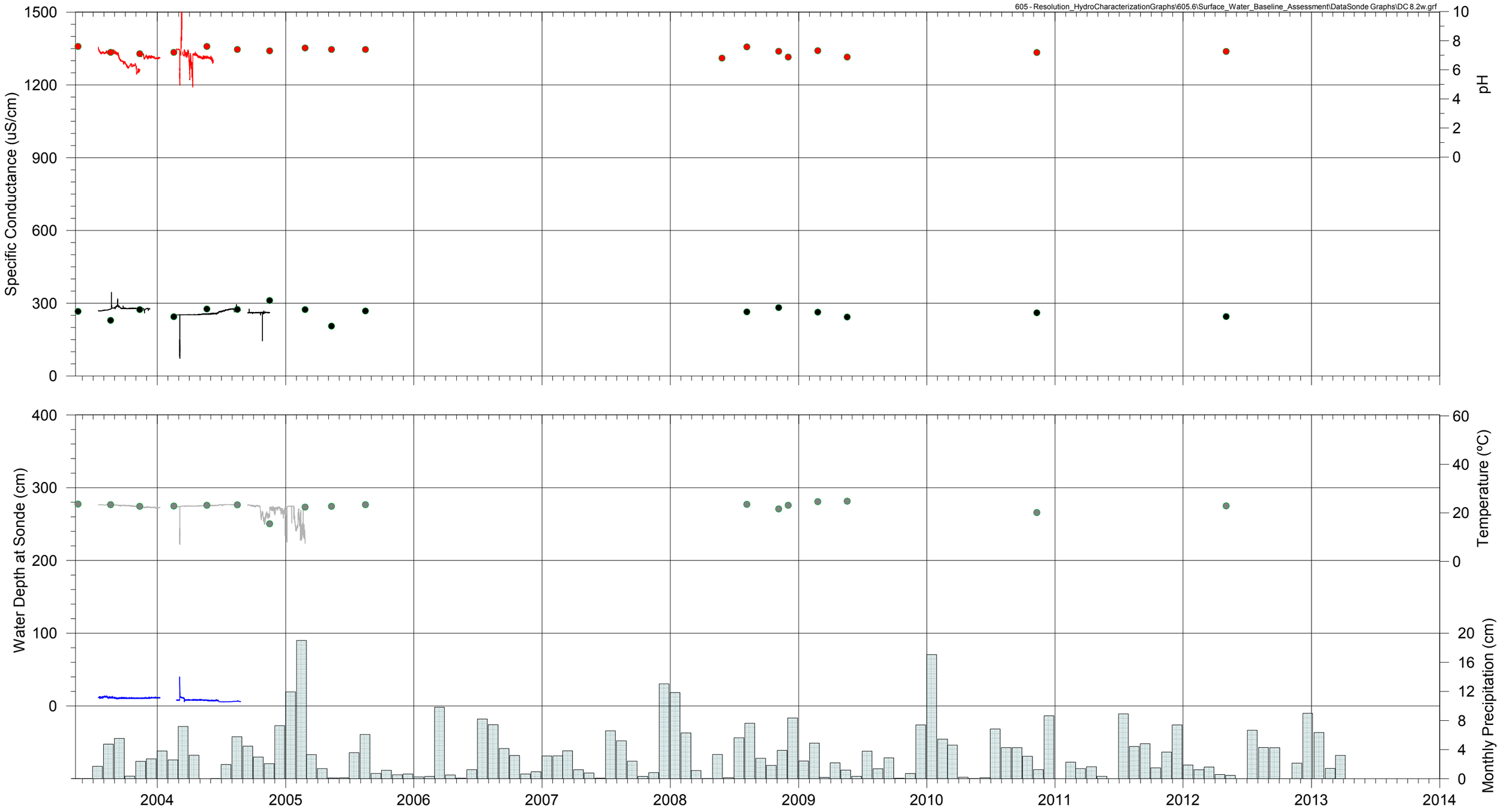

FIGURE 17. DEVILS CANYON DATA SONDE LOCATION DC 8.2 W, RESOLUTION PROJECT

EXPLANATION

- pH
- Specific Conductance (uS)
- Temperature (ºC)
- Water Depth at Sonde (cm)
- Monthly Precipitation (cm) from PRISM

pH, SC, T — sample parameters

Note: precipitation data from Nov 2011 to Mar 2013 are provisional.

MONTGOMERY & ASSOCIATES

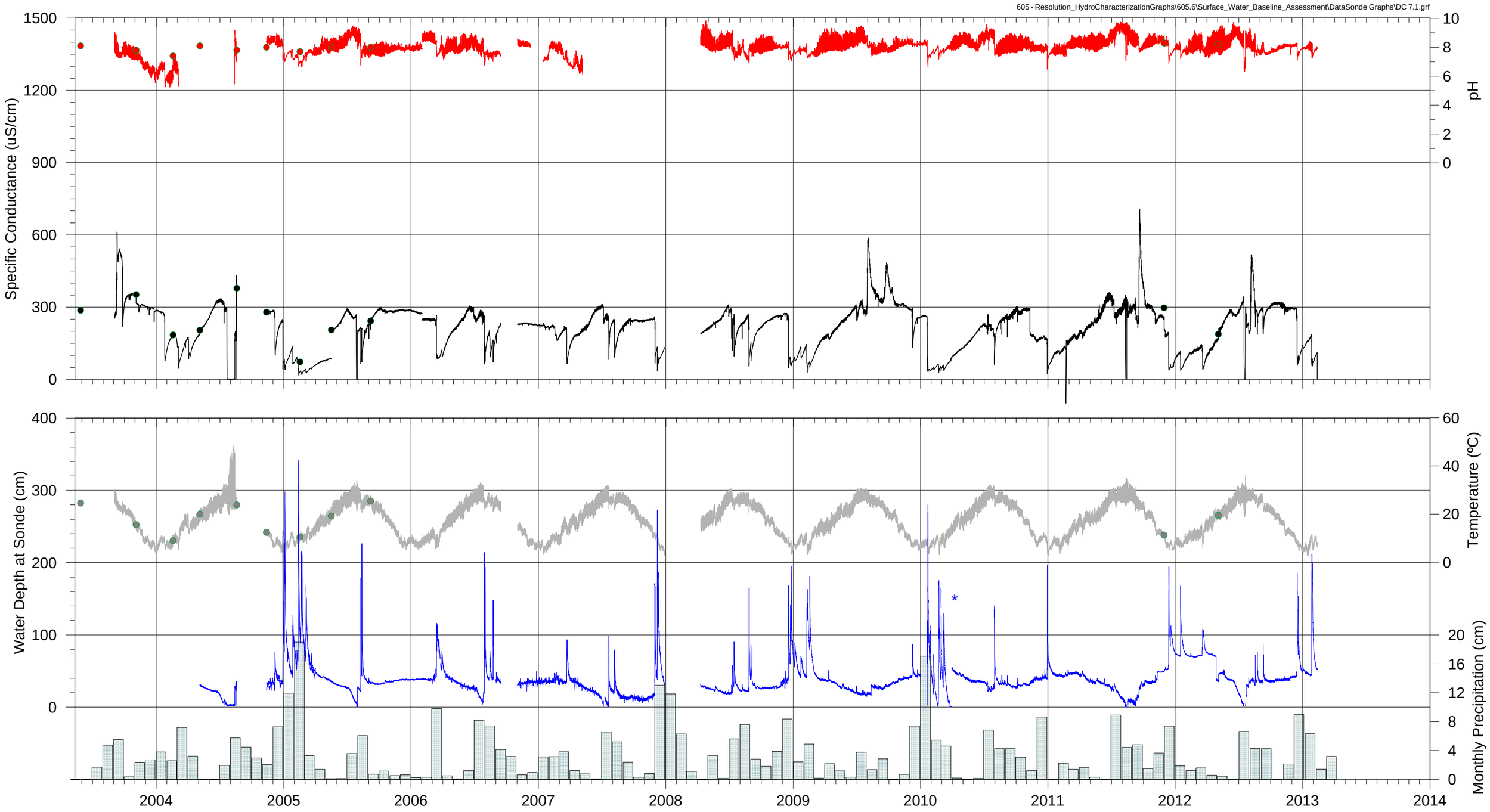

FIGURE 18. DEVILS CANYON DATA SONDE LOCATION DC 7.1 C, RESOLUTION PROJECT

EXPLANATION

- pH
- Specific Conductance (uS/cm)
- Temperature (ºC)
- Water Depth at Sonde (cm)
- Monthly Precipitation (PRISM, cm)

pH, SC, T — sample parameters

* Water levels inconsistent due to barometric correction. Data are included in order to show timing of runoff response.

Note: precipitation data from Nov 2011 to Mar 2013 are provisional.

MONTGOMERY & ASSOCIATES

FIGURE 19. DEVILS CANYON DATA SONDE LOCATION DC 5.5 C, RESOLUTION PROJECT

EXPLANATION

- pH
- Specific Conductance (uS/cm)
- Temperature (ºC)
- Water Depth at Sonde (cm)
- Monthly Precipitation (cm) from PRISM

sample parameters: pH, SC, T

Note: precipitation data from Nov 2011 to Mar 2013 are provisional.

MONTGOMERY & ASSOCIATES

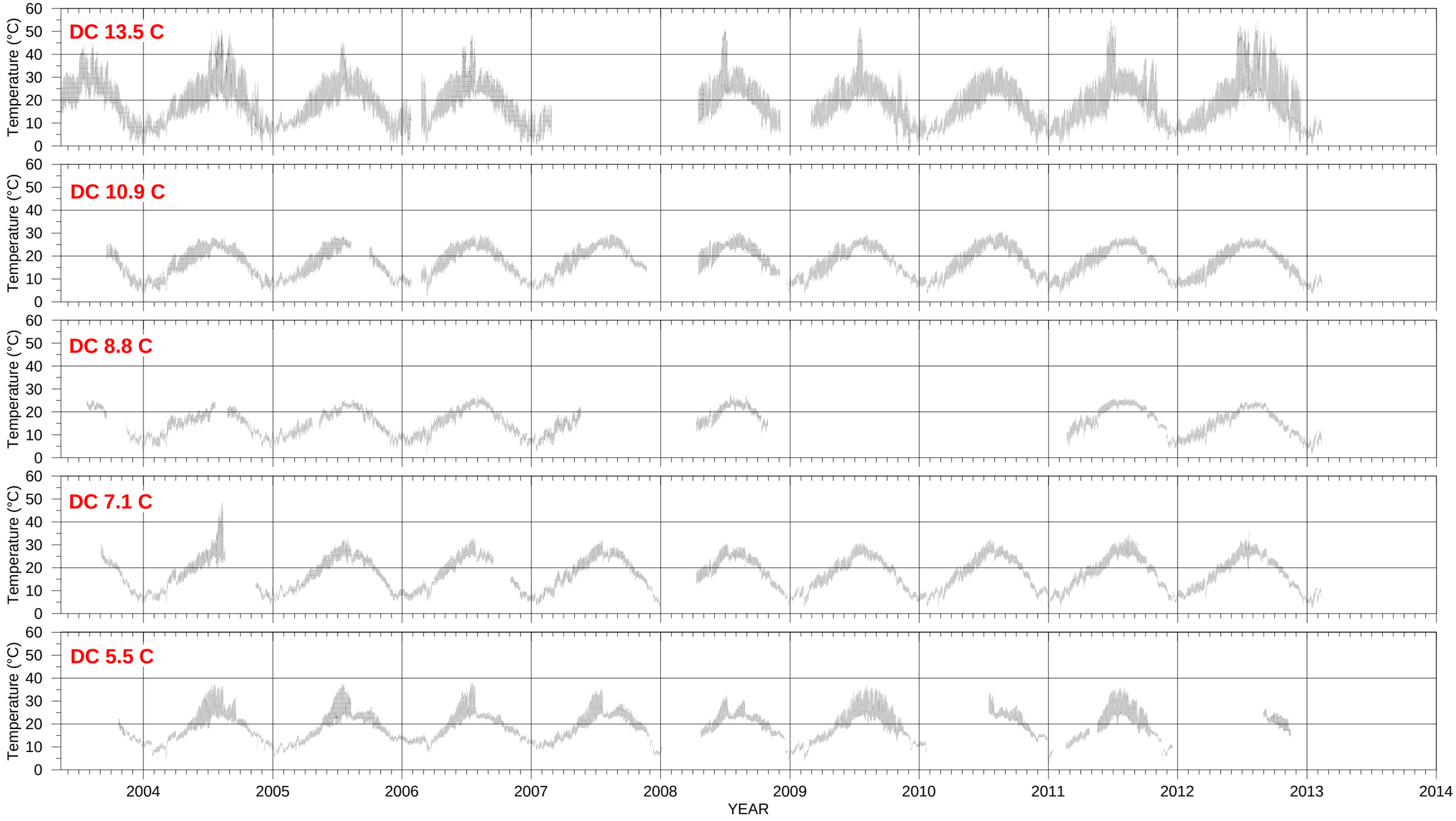

FIGURE 20. TEMPERATURE AT DATA SONDES IN DEVILS CANYON, RESOLUTION PROJECT

MONTGOMERY & ASSOCIATES

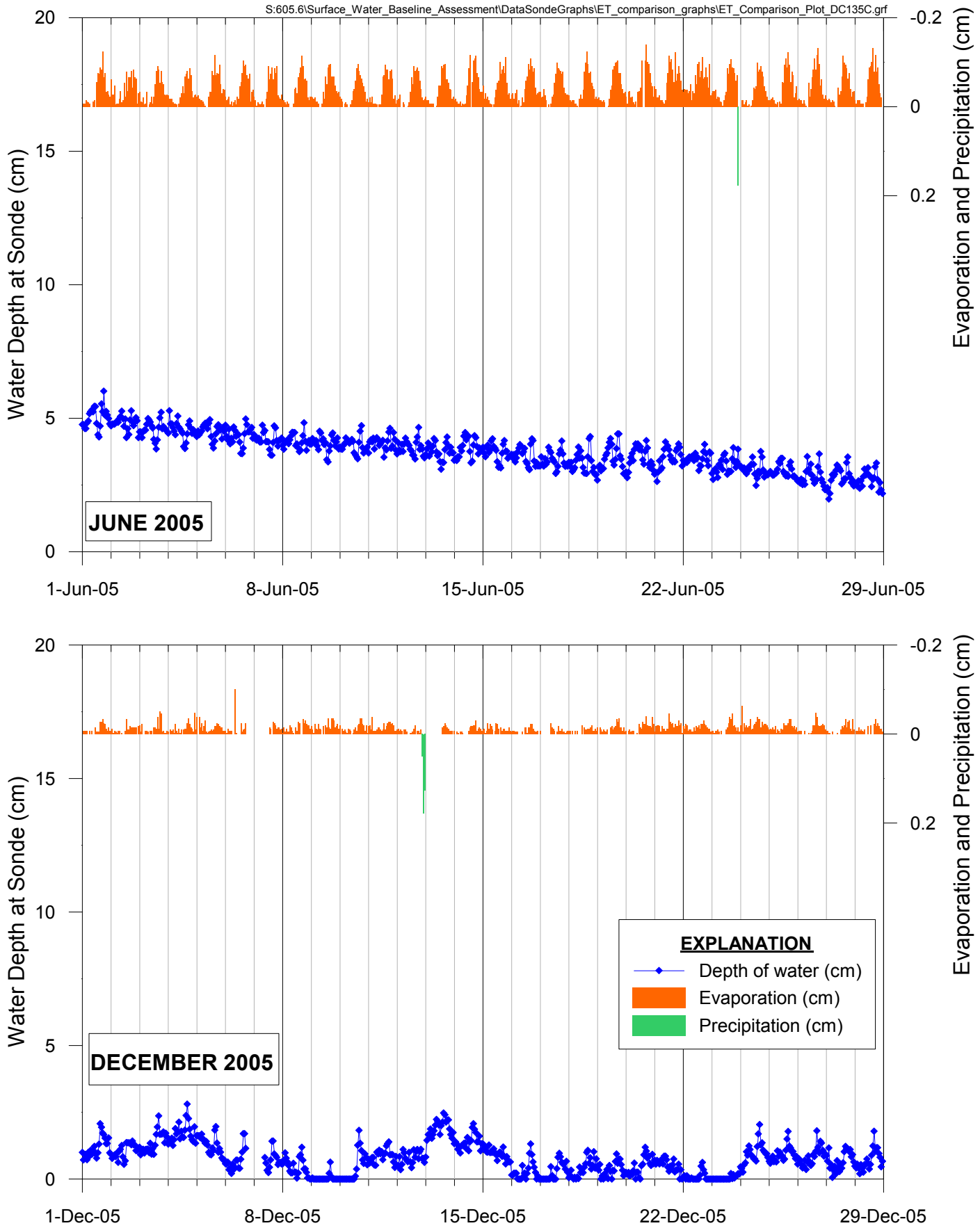

FIGURE 21. WATER DEPTH AT SONDE DC 13.5 C IN JUNE AND DECEMBER 2005, AND HOURLY EVAPORATION AND PRECIPITATION MEASURED AT RCM WEATHER STATION KC-1

MONTGOMERY & ASSOCIATES

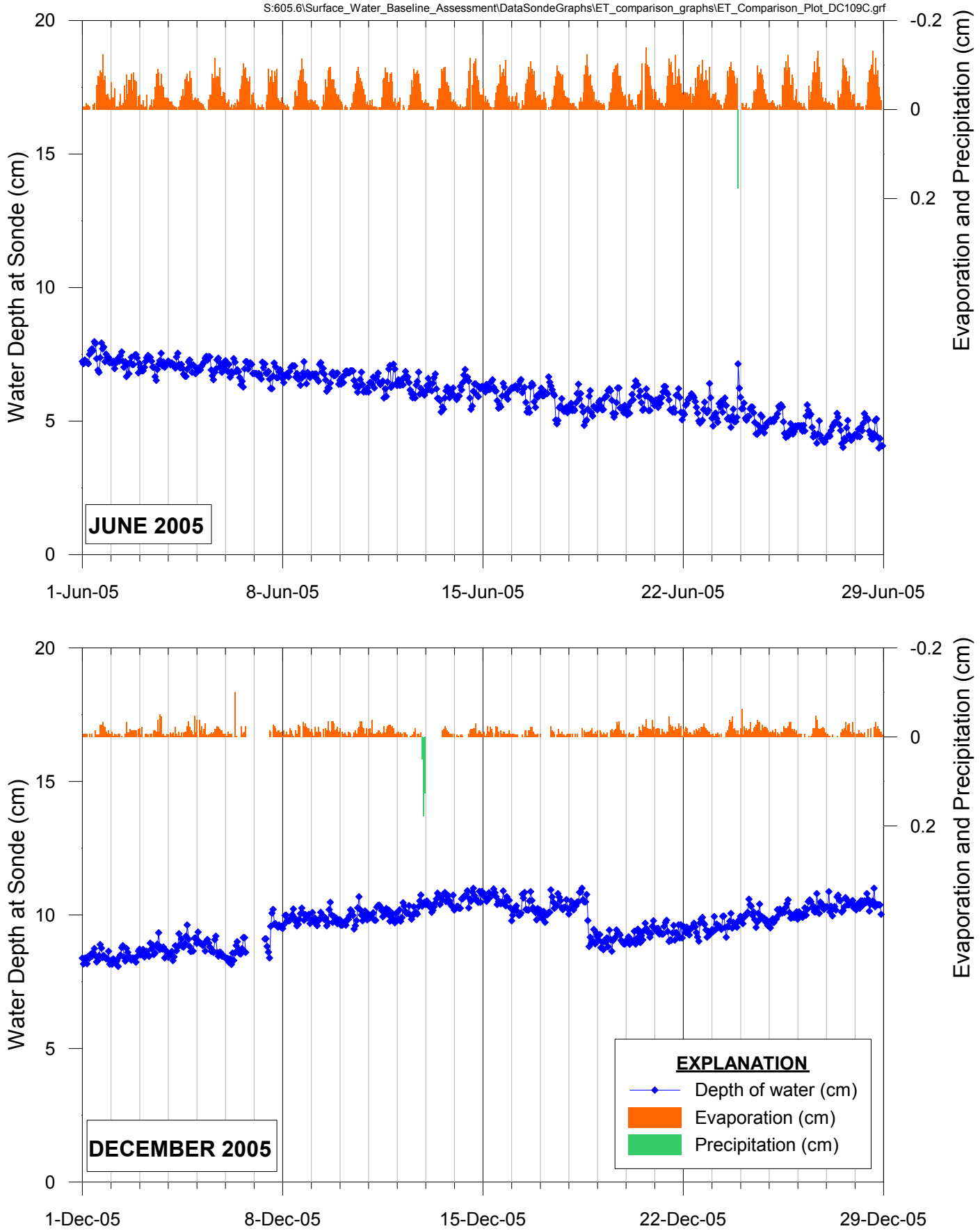

FIGURE 22. WATER DEPTH AT SONDE DC 10.9 C IN JUNE AND DECEMBER 2005, AND HOURLY EVAPORATION AND PRECIPITATION MEASURED AT RCM WEATHER STATION KC-1

MONTGOMERY & ASSOCIATES

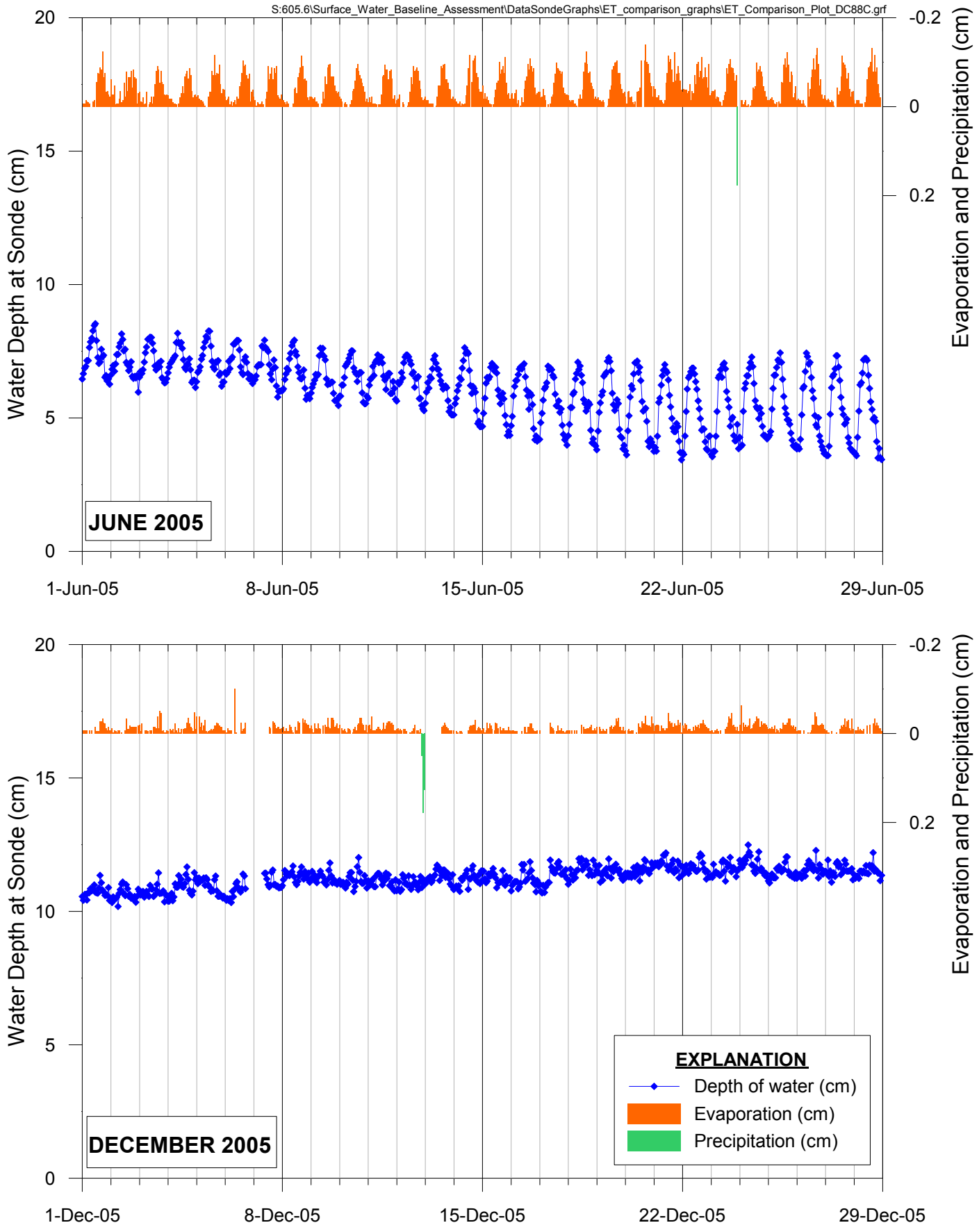

FIGURE 23. WATER DEPTH AT SONDE DC 8.8 C IN JUNE AND DECEMBER 2005, AND HOURLY EVAPORATION AND PRECIPITATION MEASURED AT RCM WEATHER STATION KC-1

MONTGOMERY & ASSOCIATES

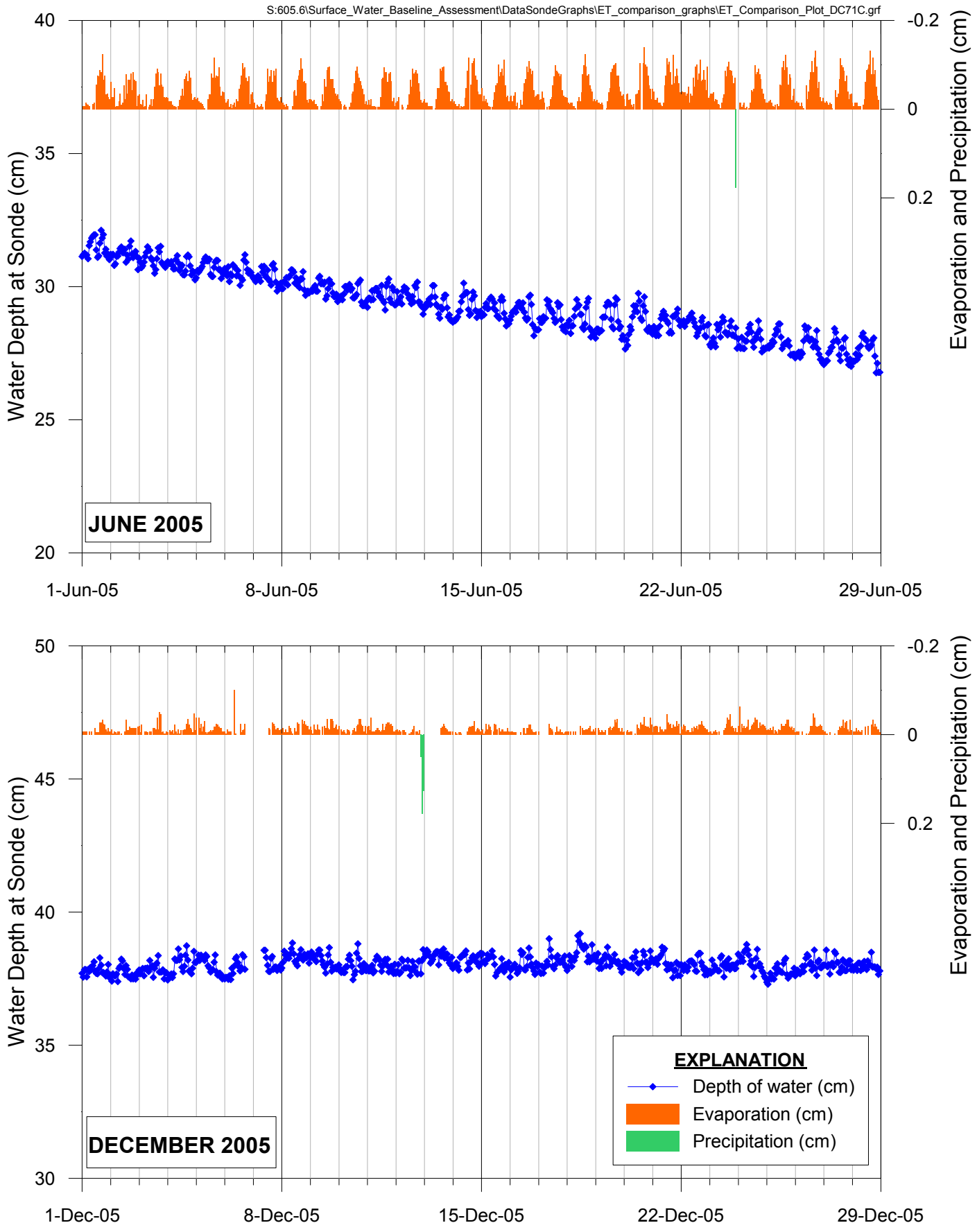

FIGURE 24. WATER DEPTH AT SONDE DC 7.1 C IN JUNE AND DECEMBER 2005, AND HOURLY EVAPORATION AND PRECIPITATION MEASURED AT RCM WEATHER STATION KC-1

MONTGOMERY & ASSOCIATES

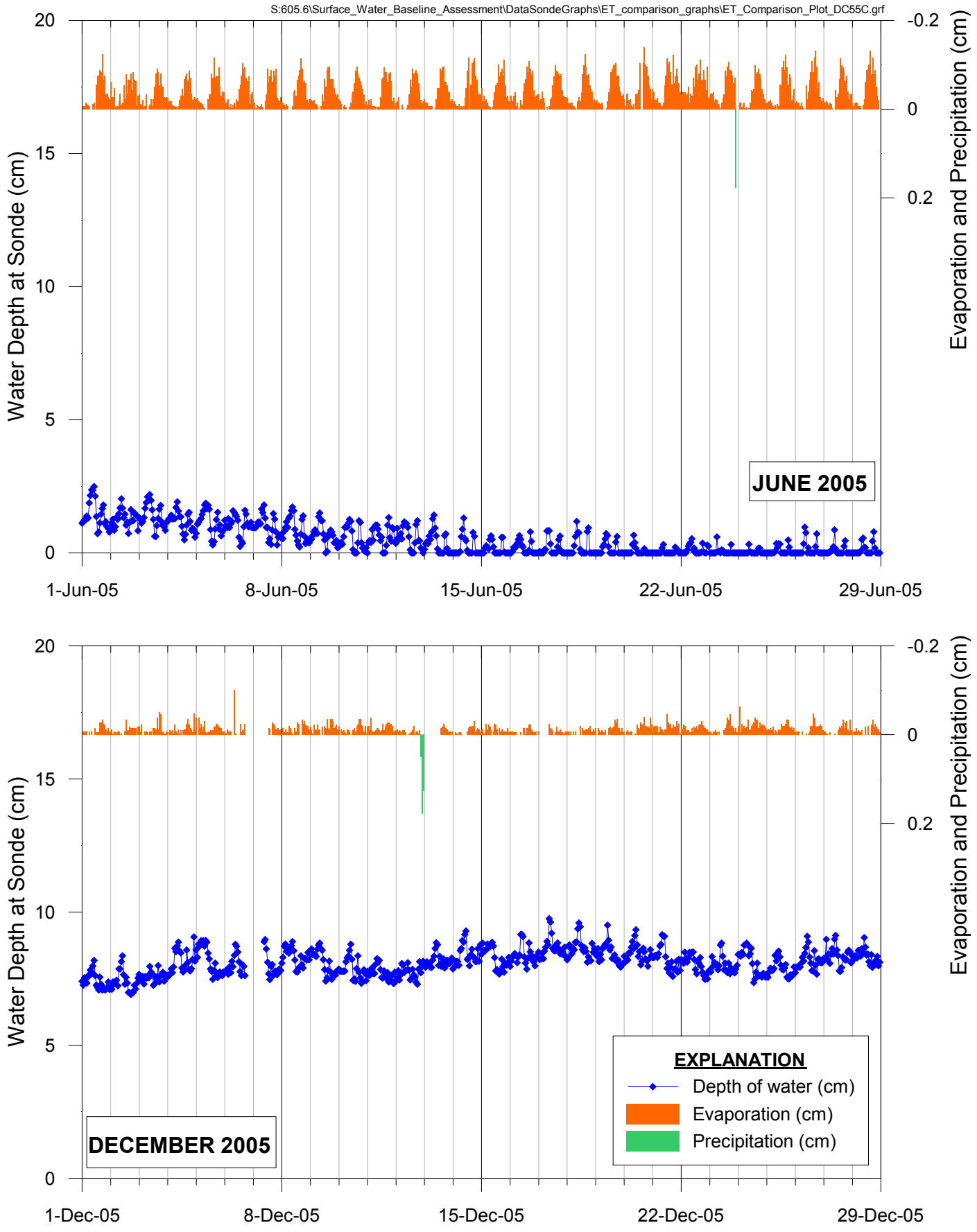

FIGURE 25. WATER DEPTH AT SONDE DC 5.5 C IN JUNE AND DECEMBER 2005, AND HOURLY EVAPORATION AND PRECIPITATION MEASURED AT RCM WEATHER STATION KC-1

MONTGOMERY & ASSOCIATES

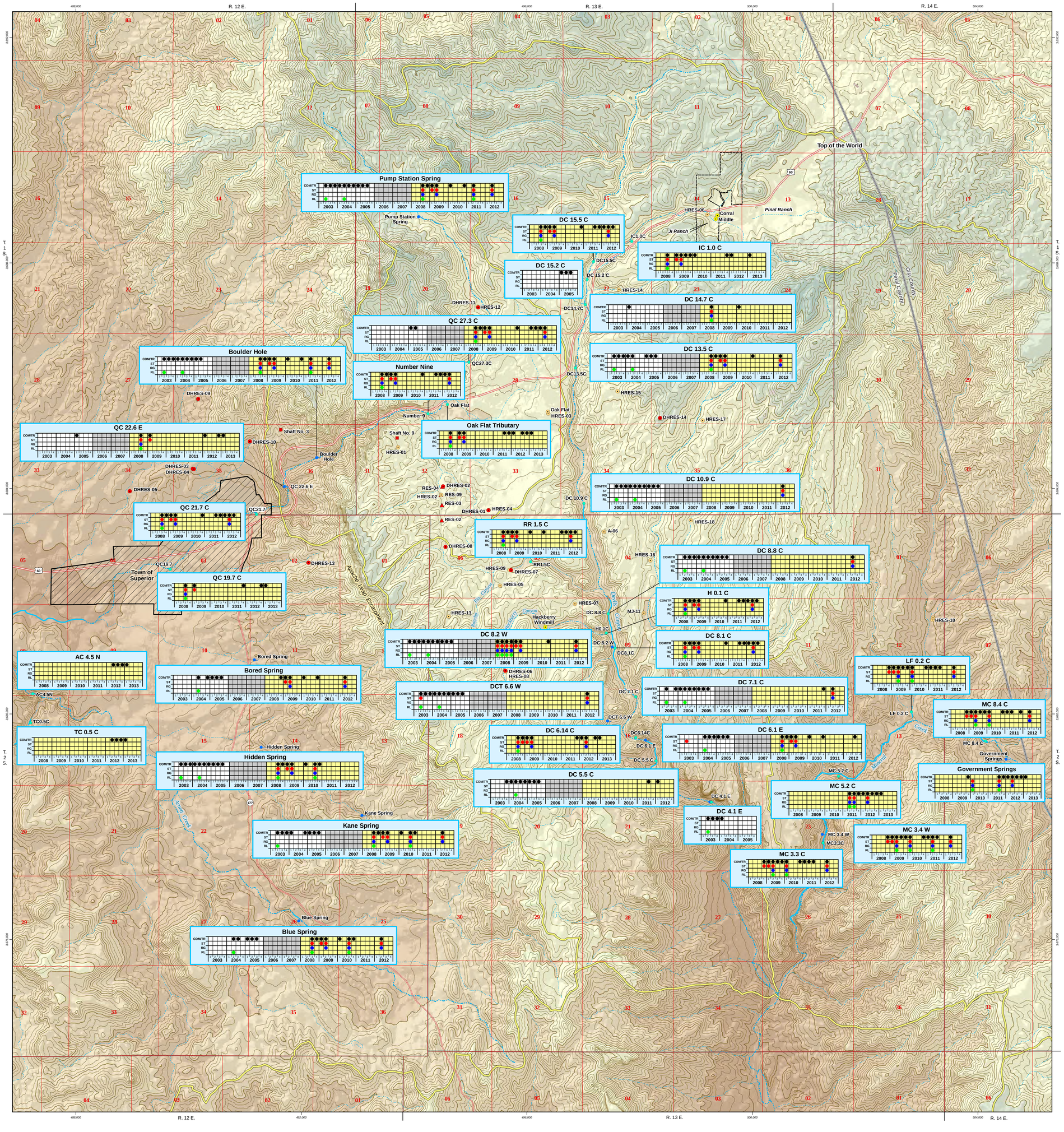

EXPLANATION

Watershed Boundary

Groundwater Monitoring Sites

- Corral Well — Shallow Groundwater System Monitor Well and Identifier
- A-06 — Apache Leap Tuff Aquifer Monitor Well and Identifier
- DHRES-01 — Deep Groundwater System Monitor Well and Identifier
- RES-01 — Exploration Borehole and Identifier
- Shaft Number 9 — Shaft and Identifier

Surface Water Monitoring Sites (Selected)

- MC3.4W — Spring and Identifier
- DC14.7C — Surface Water Sample and Identifier
- Perennial Reach

Sample Location: DC 14.7 C

Sample Type: COM/TR, ST, RG, RL

2003 2004 2005 2006 2007 2008 2009 2010 2011 2012

Year — Sample Quarter

- COM/TR — Common and Trace Constituents
- ST — Stable Isotopes
- RG — Radioisotopes
- RL — Radiological Constituents

Samples collected between 2003 and 2005

Samples collected 2006 and 2007

Samples collected between 2008 and 2013

Elevation Range

(meters above mean sea level)

- 1,600 - 1,800
- 1,400 - 1,600
- 1,200 - 1,400
- 1,000 - 1,200
- 800 - 1,000
- 600 - 800

N

0 2,000 4,000 6,000 8,000 Feet

0 750 1,500 2,250 3,000 Meters

Topographic Contour Interval: 20 Meters

Resolution Copper Mining

AVAILABLE SURFACE WATER HYDROCHEMICAL DATA

THROUGH QUARTER 1, 2013

UPPER QUEEN CREEK / DEVILS CANYON STUDY AREA

MONTGOMERY & ASSOCIATES Water Resource Consultants

2013

FIGURE 26

GIS-Tuc\Projects\605\605.1217\FinalReport\DataAvailabilityHydrographs_May2013.mxd\06May2013

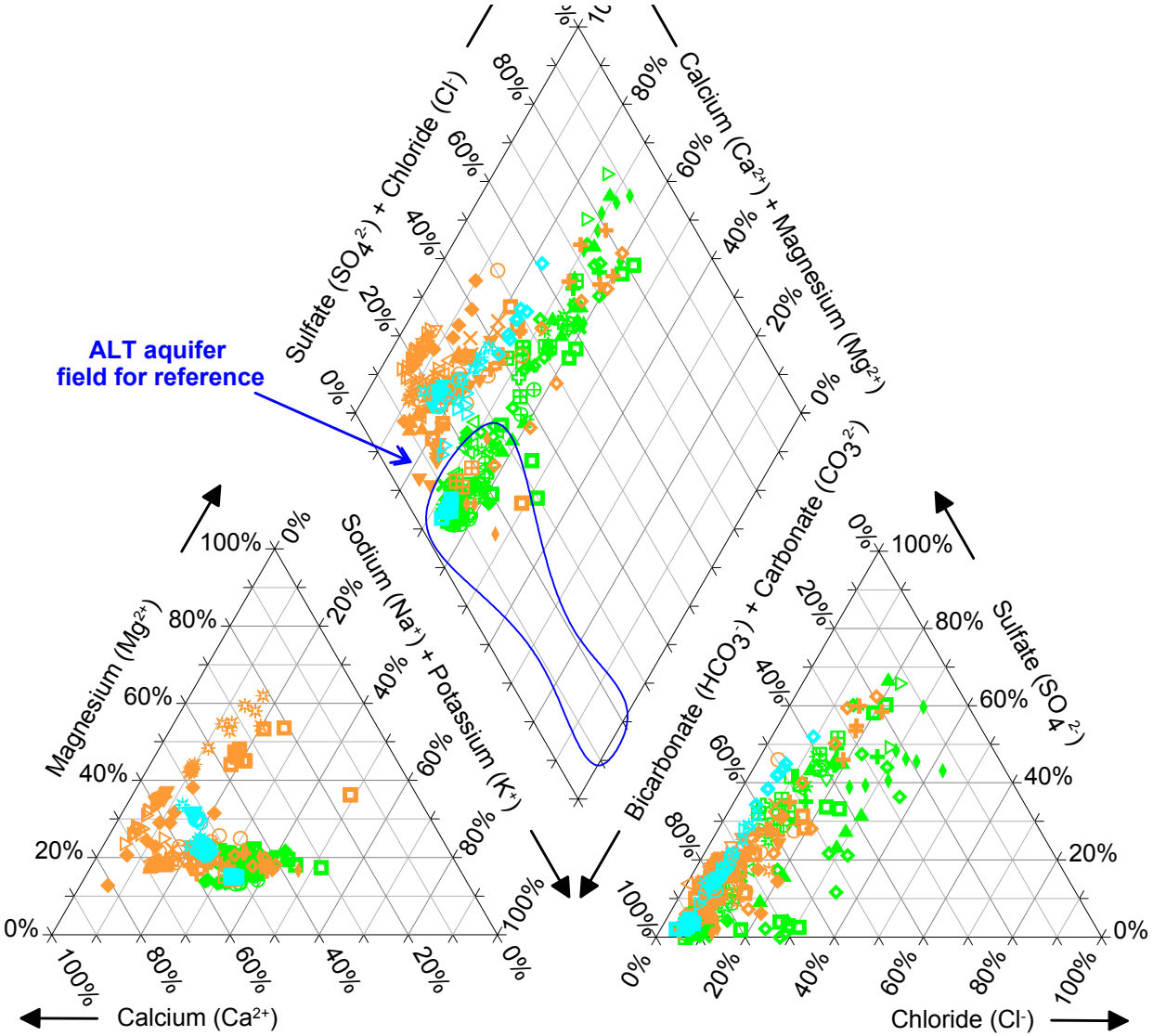

Mineral Creek Watershed

- Government Springs
- LF 0.2 C
- MC 3.3 C
- MC 3.4 W
- MC 5.2 C
- MC 8.4 C

Queen Creek Watershed

- AC 4.5 N
- Blue Spring
- Bored Spring
- Boulder Hole
- Hidden Spring
- Number Nine
- Oak Flat Tributary
- Pump Station Spring
- QC 19.7 C
- QC 21.7 C
- QC 22.6 E
- QC 27.3 C
- TC 0.5 C

Devils Canyon Watershed

- DC 15.5 C
- DC 15.2 C
- DC 14.7 C
- DC 13.5 C
- DC 10.9 C
- DC 8.8 C
- DC 8.2 W
- DC 8.1 C
- DC 7.1 C
- DC 6.14 C
- DC 6.1 E
- DC 5.5 C
- DC 4.1 E
- DCT 6.6 W
- H 0.1 C
- IC 1.0 C
- RR 1.5 C

FIGURE 27. TRILINEAR DIAGRAM SHOWING COMMON ION COMPOSITIONS OF SURFACE WATER AND SPRINGS, RESOLUTION PROJECT

MONTGOMERY & ASSOCIATES

605.6\Surface_Water_Baseline_Assessment\PiperDiagrams\Piper_All_SurfaceWater_g8.grf

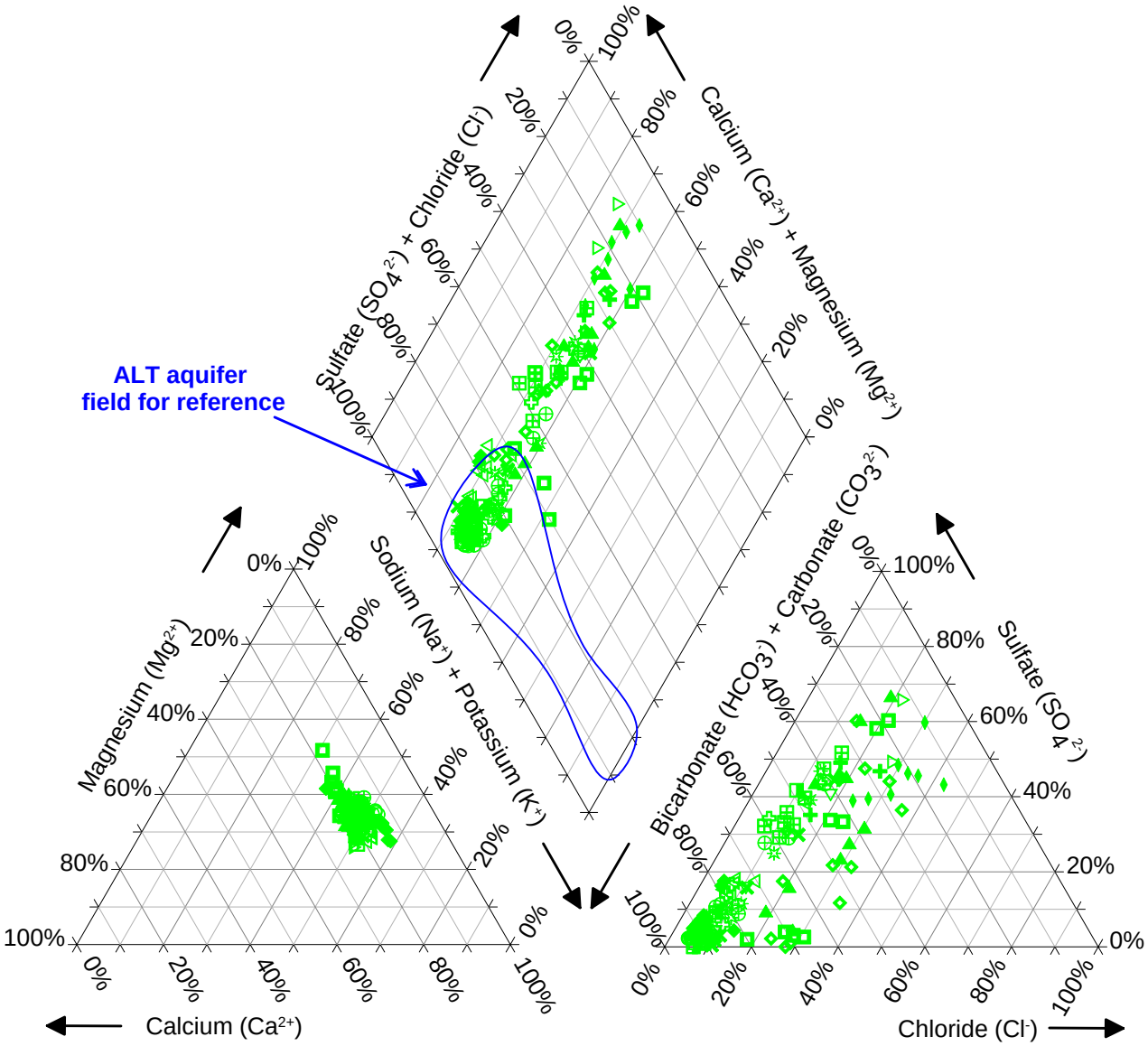

EXPLANATION

Devils Canyon Watershed

- DC 15.5 C
- DC 15.2 C
- DC 14.7 C
- DC 13.5 C
- DC 10.9 C
- DC 8.8 C
- DC 8.2 W
- DC 8.1 C
- DC 7.1 C
- DC 6.14 C
- DC 6.1 E
- DC 5.5 C
- DC 4.1 E
- DCT 6.6 W
- H 0.1 C
- IC 1.0 C
- RR 1.5 C

FIGURE 28. TRILINEAR DIAGRAM SHOWING COMMON ION COMPOSITIONS OF SURFACE WATER AND SPRINGS, DEVILS CANYON WATERSHED, RESOLUTION PROJECT

MONTGOMERY & ASSOCIATES

605.6\Surface_Water_Baseline_Assessment\PiperDiagrams\Piper_DevCan_SurfaceWater_g8.grf

Devils Canyon Watershed
DC 15.5 C

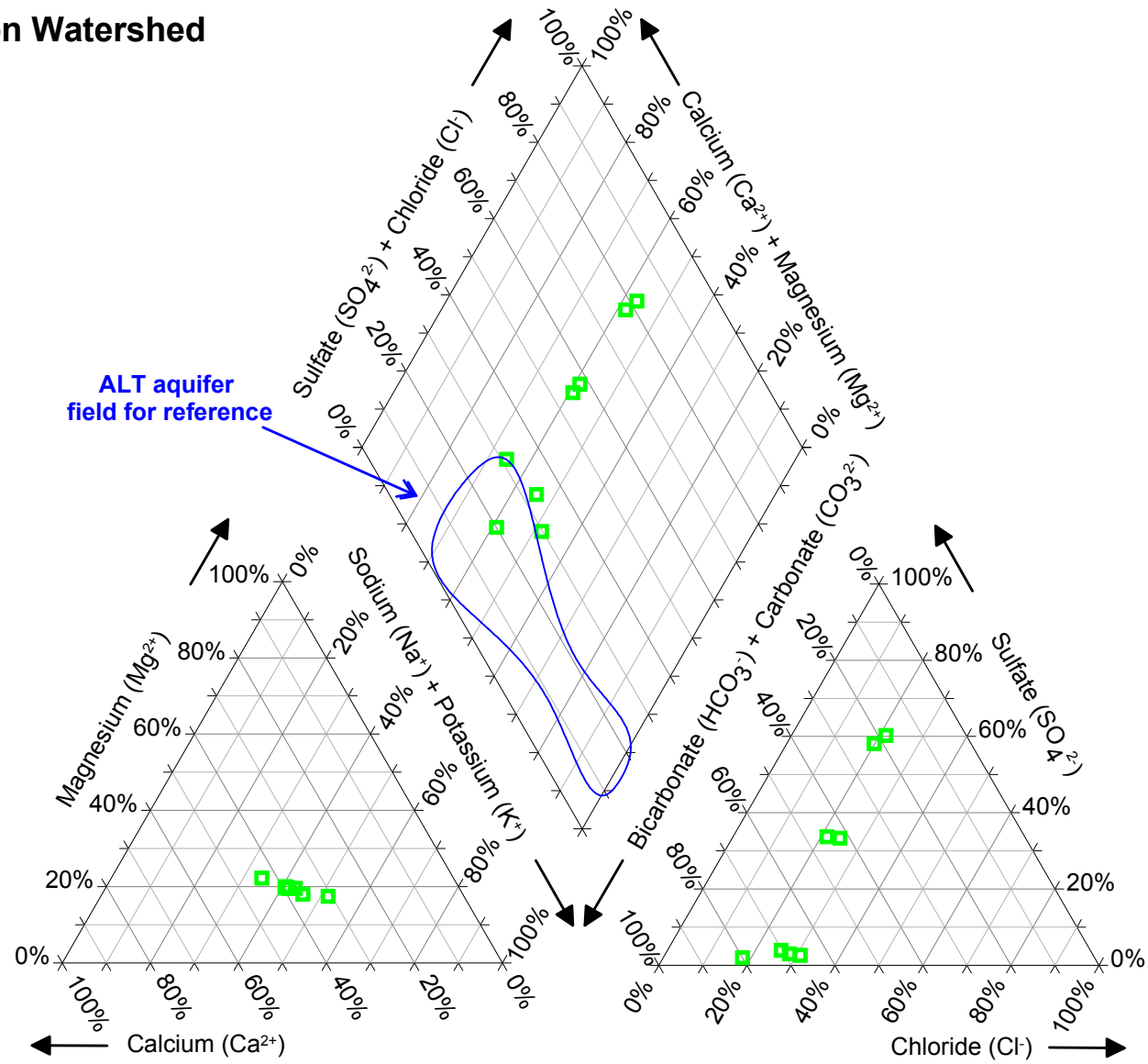

FIGURE 29. TRILINEAR DIAGRAM SHOWING COMMON ION COMPOSITIONS OF SURFACE WATER AT DC 15.5 C, DEVILS CANYON WATERSHED, RESOLUTION PROJECT

MONTGOMERY & ASSOCIATES

605.6\Surface_Water_Baseline_Assessment\PiperDiagrams\DevilsCanyon_Sites\Piper_SurfaceWater_DCa_DC155C_g8.grf

Devils Canyon Watershed
DC 15.2 C

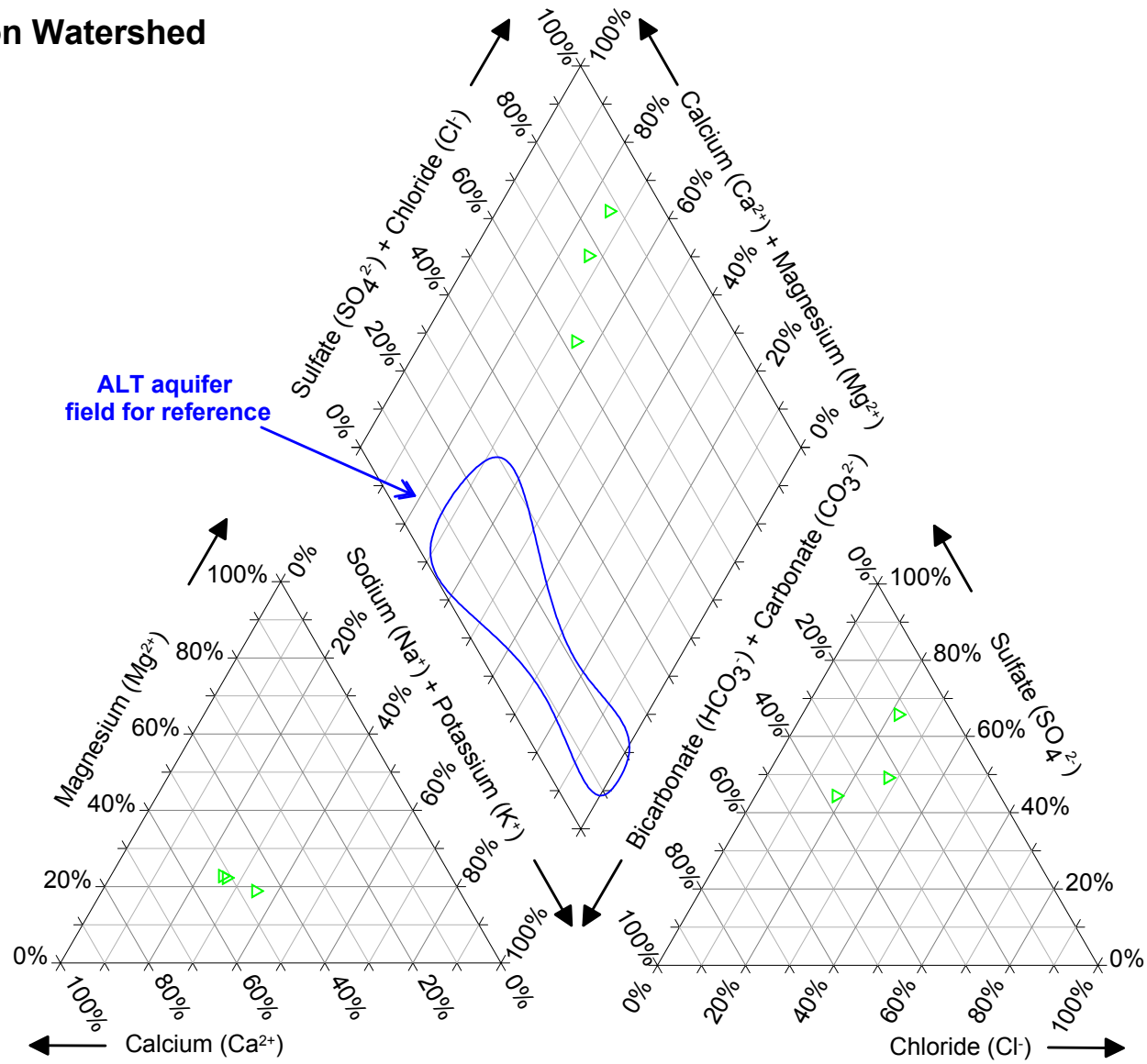

FIGURE 30. TRILINEAR DIAGRAM SHOWING COMMON ION COMPOSITIONS OF SURFACE WATER AT DC 15.2 C, DEVILS CANYON WATERSHED, RESOLUTION PROJECT

MONTGOMERY & ASSOCIATES

605.6\Surface_Water_Baseline_Assessment\PiperDiagrams\DevilsCanyon_Sites\Piper_SurfaceWater_DCa_DC152C_g8.grf

Devils Canyon Watershed
DC 14.7 C

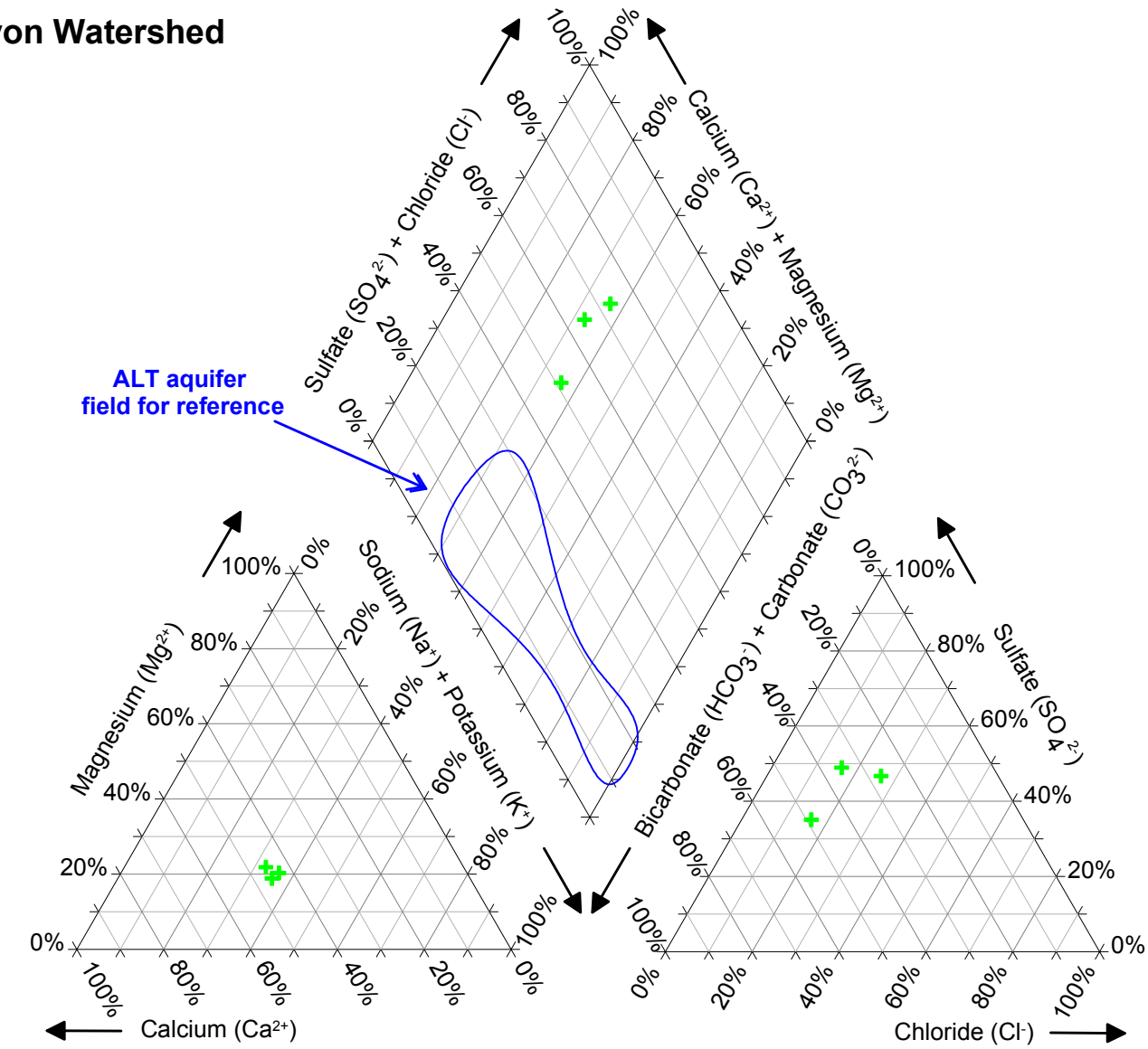

FIGURE 31. TRILINEAR DIAGRAM SHOWING COMMON ION COMPOSITIONS OF SURFACE WATER AT DC 14.7 C, DEVILS CANYON WATERSHED, RESOLUTION PROJECT

MONTGOMERY & ASSOCIATES

605.6\Surface_Water_Baseline_Assessment\PiperDiagrams\DevilsCanyon_Sites\Piper_SurfaceWater_DCa_DC147C_g8.grf

Devils Canyon Watershed
DC 13.5 C

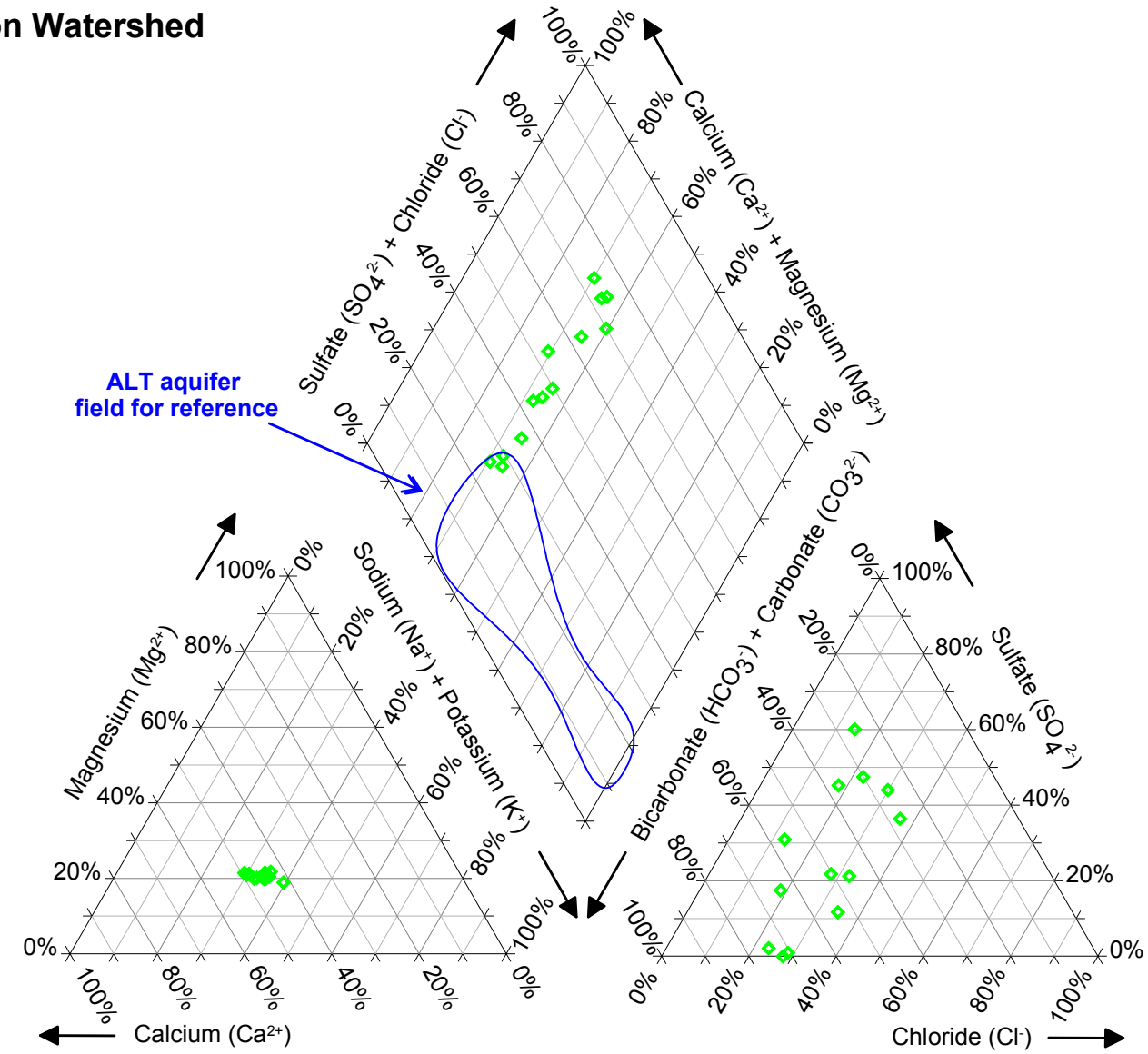

FIGURE 32. TRILINEAR DIAGRAM SHOWING COMMON ION COMPOSITIONS OF SURFACE WATER AT DC 13.5 C, DEVILS CANYON WATERSHED, RESOLUTION PROJECT

MONTGOMERY & ASSOCIATES

605.6\Surface_Water_Baseline_Assessment\PiperDiagrams\DevilsCanyon_Sites\Piper_SurfaceWater_DCa_DC135C_g8.grf

Devils Canyon Watershed
DC 10.9 C

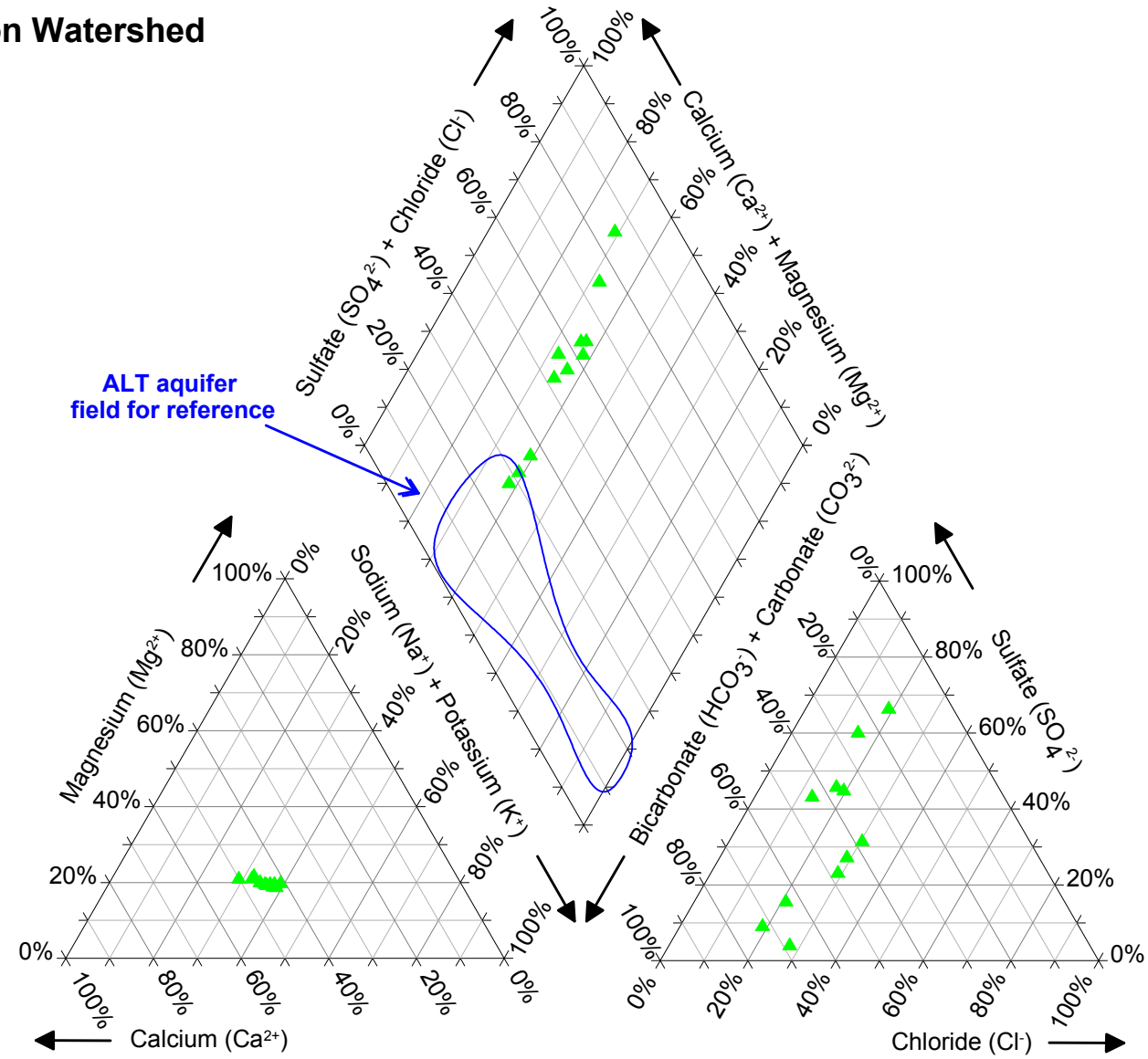

FIGURE 33. TRILINEAR DIAGRAM SHOWING COMMON ION COMPOSITIONS OF SURFACE WATER AT DC 10.9 C, DEVILS CANYON WATERSHED, RESOLUTION PROJECT

MONTGOMERY & ASSOCIATES

605.6\Surface_Water_Baseline_Assessment\PiperDiagrams\DevilsCanyon_Sites\Piper_SurfaceWater_DCa_DC109C_g8.grf

Devils Canyon Watershed
DC 8.8 C

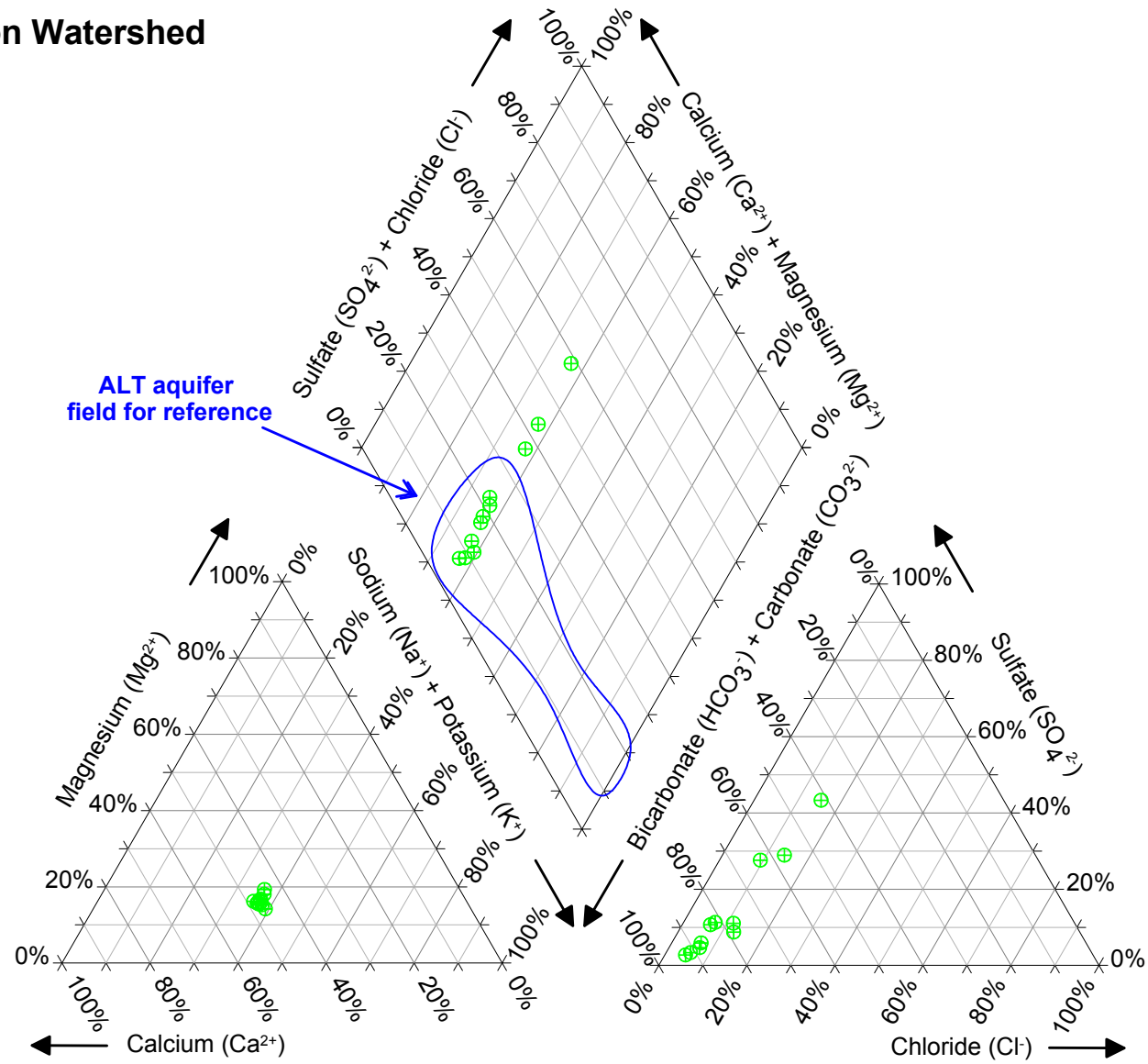

FIGURE 34. TRILINEAR DIAGRAM SHOWING COMMON ION COMPOSITIONS OF SURFACE WATER AT DC 8.8 C, DEVILS CANYON WATERSHED, RESOLUTION PROJECT

MONTGOMERY & ASSOCIATES

605.6\Surface_Water_Baseline_Assessment\PiperDiagrams\DevilsCanyon_Sites\Piper_SurfaceWater_DCb_DC88C_g8.grf

Devils Canyon Watershed
DC 8.2 W

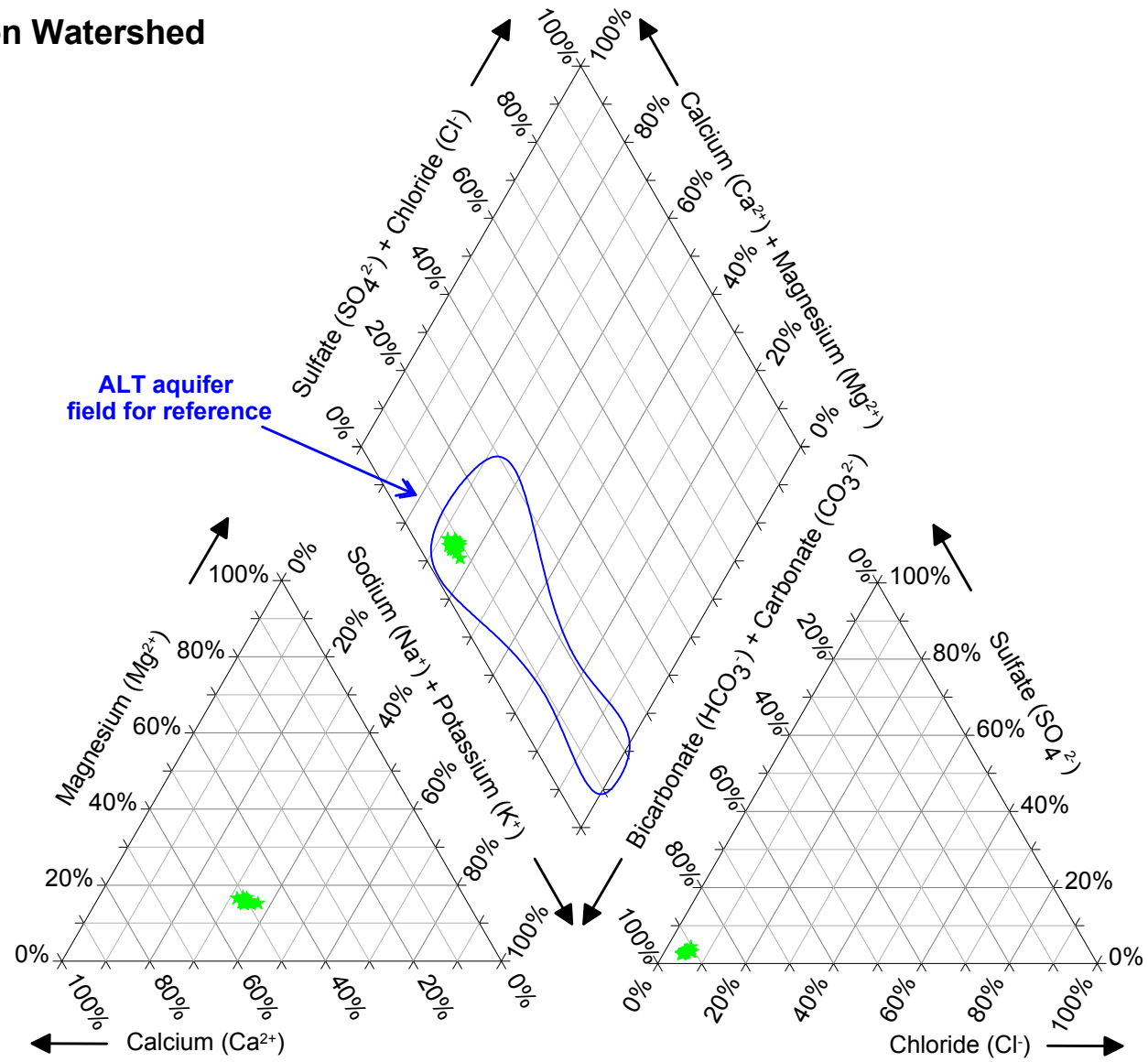

FIGURE 35. TRILINEAR DIAGRAM SHOWING COMMON ION COMPOSITIONS OF SPRING WATER AT DC 8.2 W, DEVILS CANYON WATERSHED, RESOLUTION PROJECT

MONTGOMERY & ASSOCIATES

605.6\Surface_Water_Baseline_Assessment\PiperDiagrams\DevilsCanyon_Sites\Piper_SurfaceWater_DCb_DC82W_g8.grf

Devils Canyon Watershed
DC 8.1 C

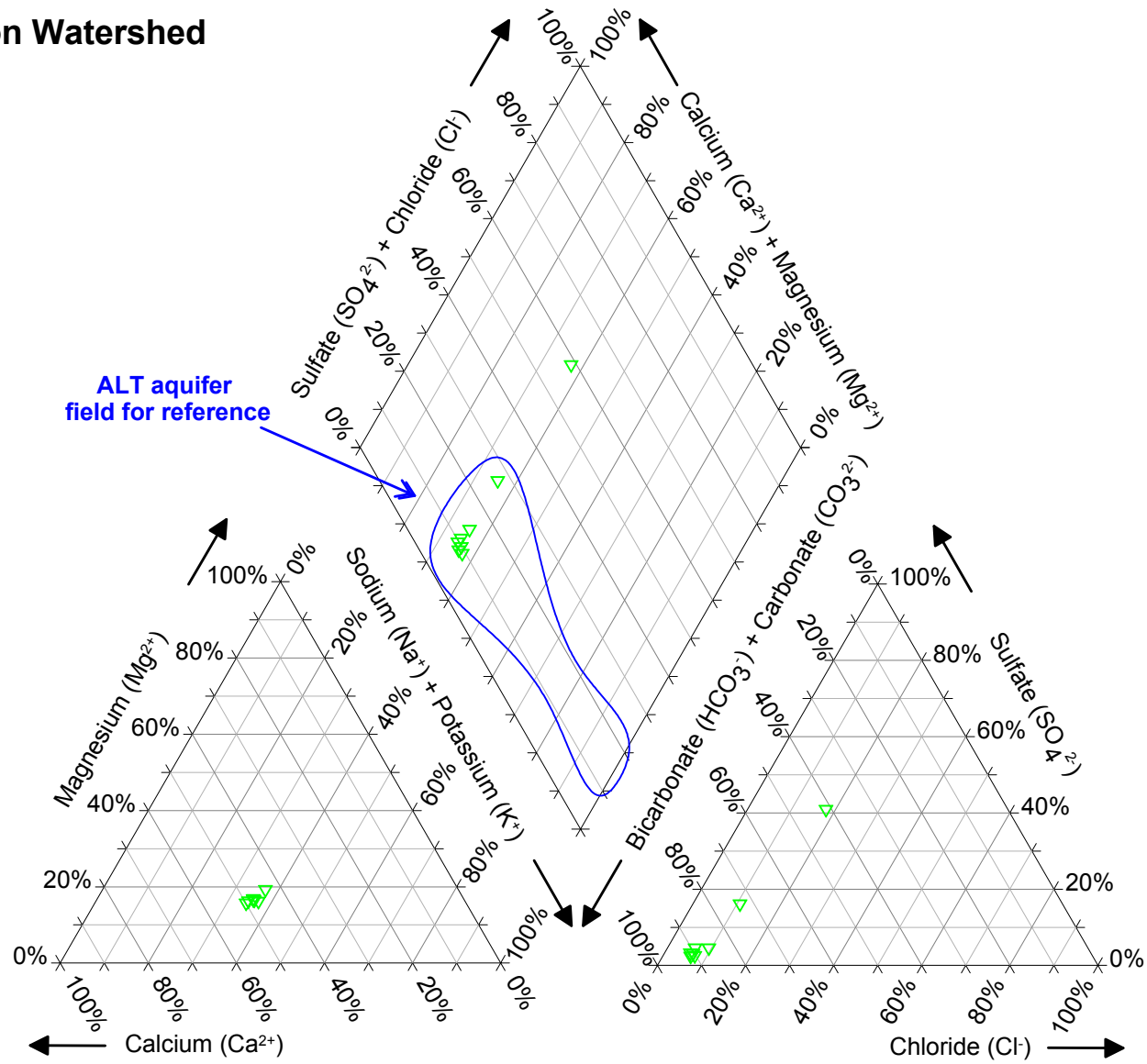

FIGURE 36. TRILINEAR DIAGRAM SHOWING COMMON ION COMPOSITIONS OF SURFACE WATER AT DC 8.1 C, DEVILS CANYON WATERSHED, RESOLUTION PROJECT

MONTGOMERY & ASSOCIATES

605.6\Surface_Water_Baseline_Assessment\PiperDiagrams\DevilsCanyon_Sites\Piper_SurfaceWater_DCb_DC81C_g8.grf

Devils Canyon Watershed
DC 7.1 C

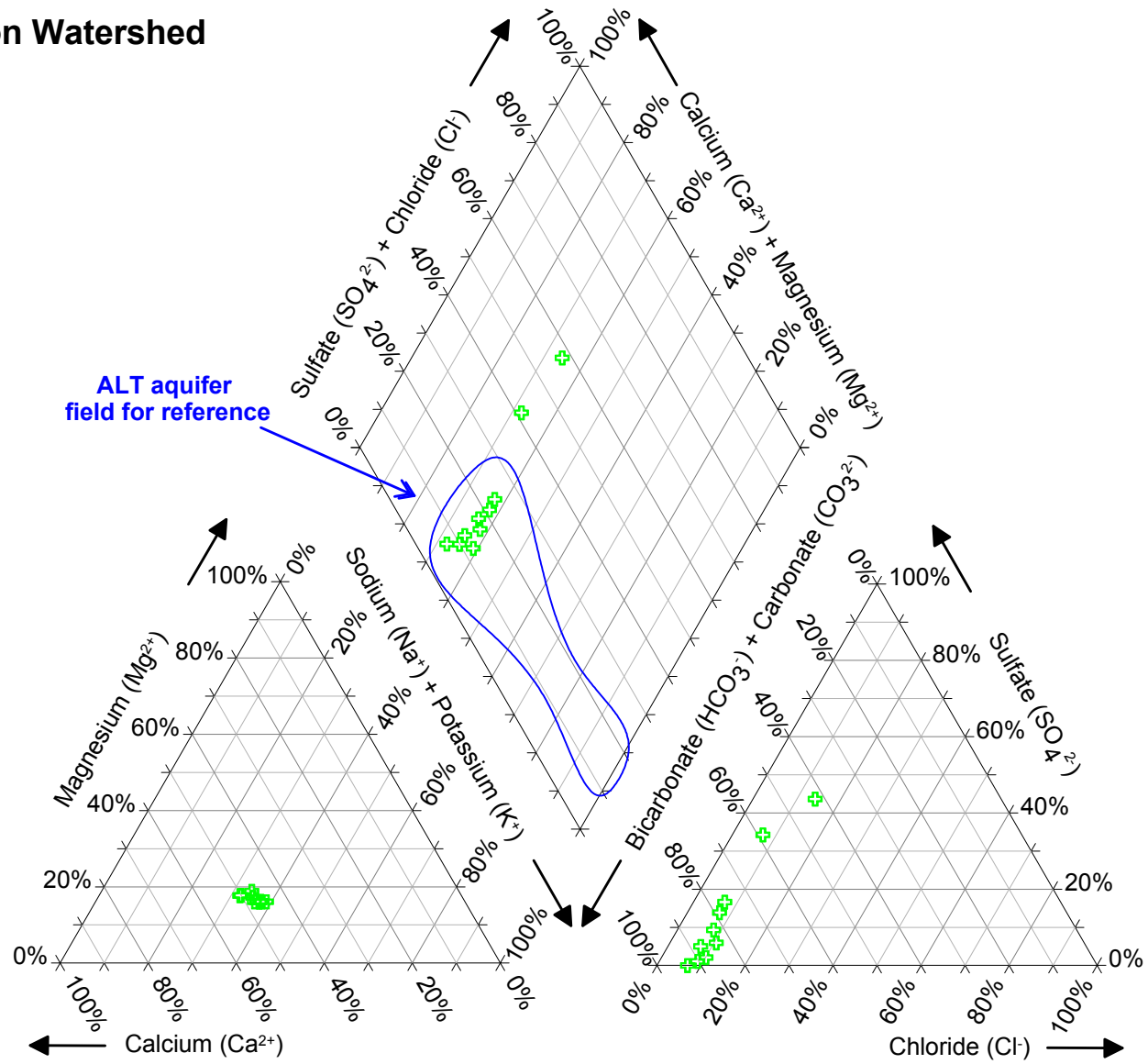

FIGURE 37. TRILINEAR DIAGRAM SHOWING COMMON ION COMPOSITIONS OF SURFACE WATER AT DC 7.1 C, DEVILS CANYON WATERSHED, RESOLUTION PROJECT

MONTGOMERY & ASSOCIATES

605.6\Surface_Water_Baseline_Assessment\PiperDiagrams\DevilsCanyon_Sites\Piper_SurfaceWater_DCb_DC71C_g8.grf

Devils Canyon Watershed
DC 6.14 C

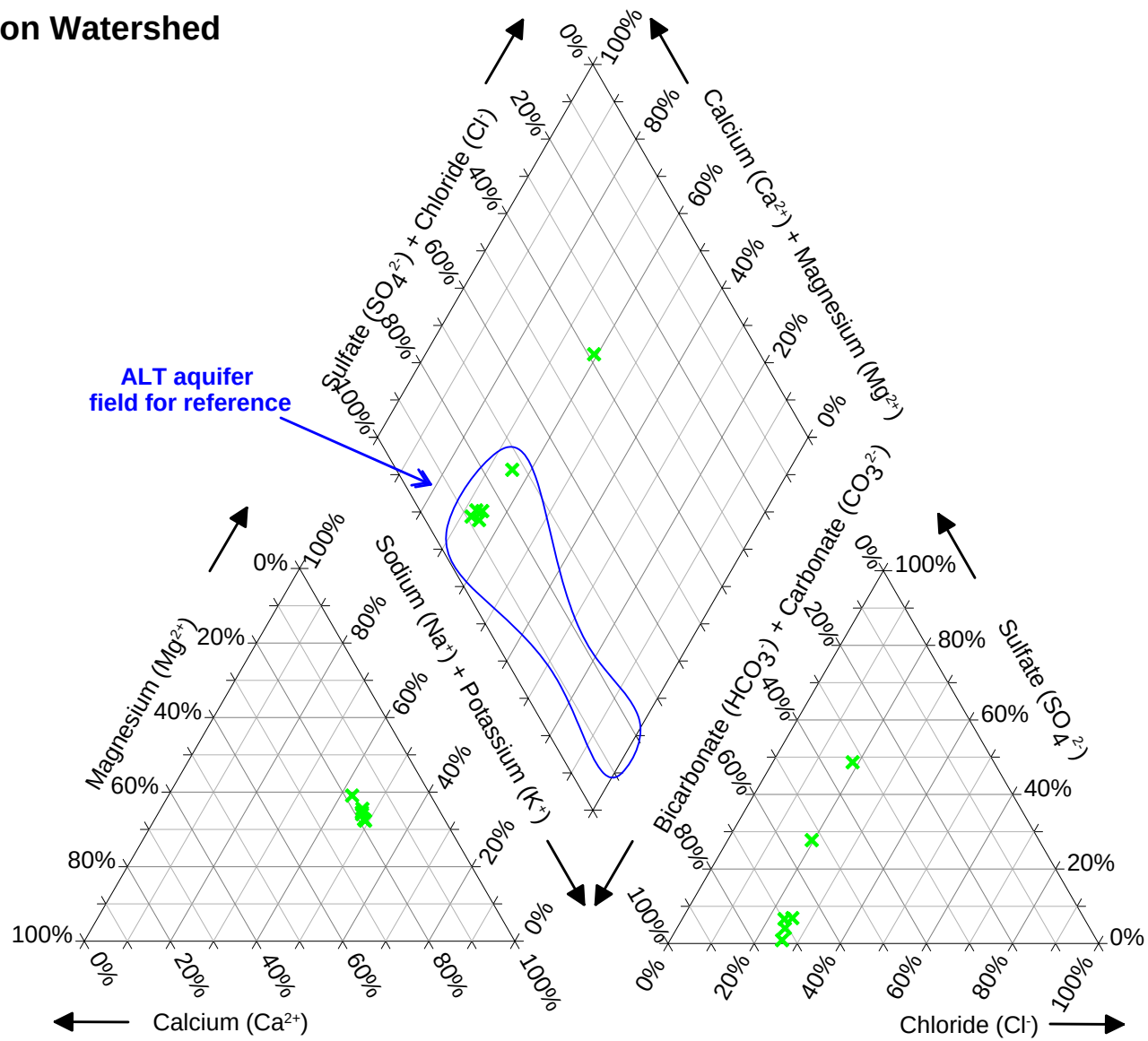

FIGURE 38. TRILINEAR DIAGRAM SHOWING COMMON ION COMPOSITIONS OF SURFACE WATER AT DC 6.14 C, DEVILS CANYON WATERSHED, RESOLUTION PROJECT

MONTGOMERY & ASSOCIATES

605.6\Surface_Water_Baseline_Assessment\PiperDiagrams\DevilsCanyon_Sites\Piper_SurfaceWater_DCa_DC614C_g8.grf

Devils Canyon Watershed
DC 6.1 E

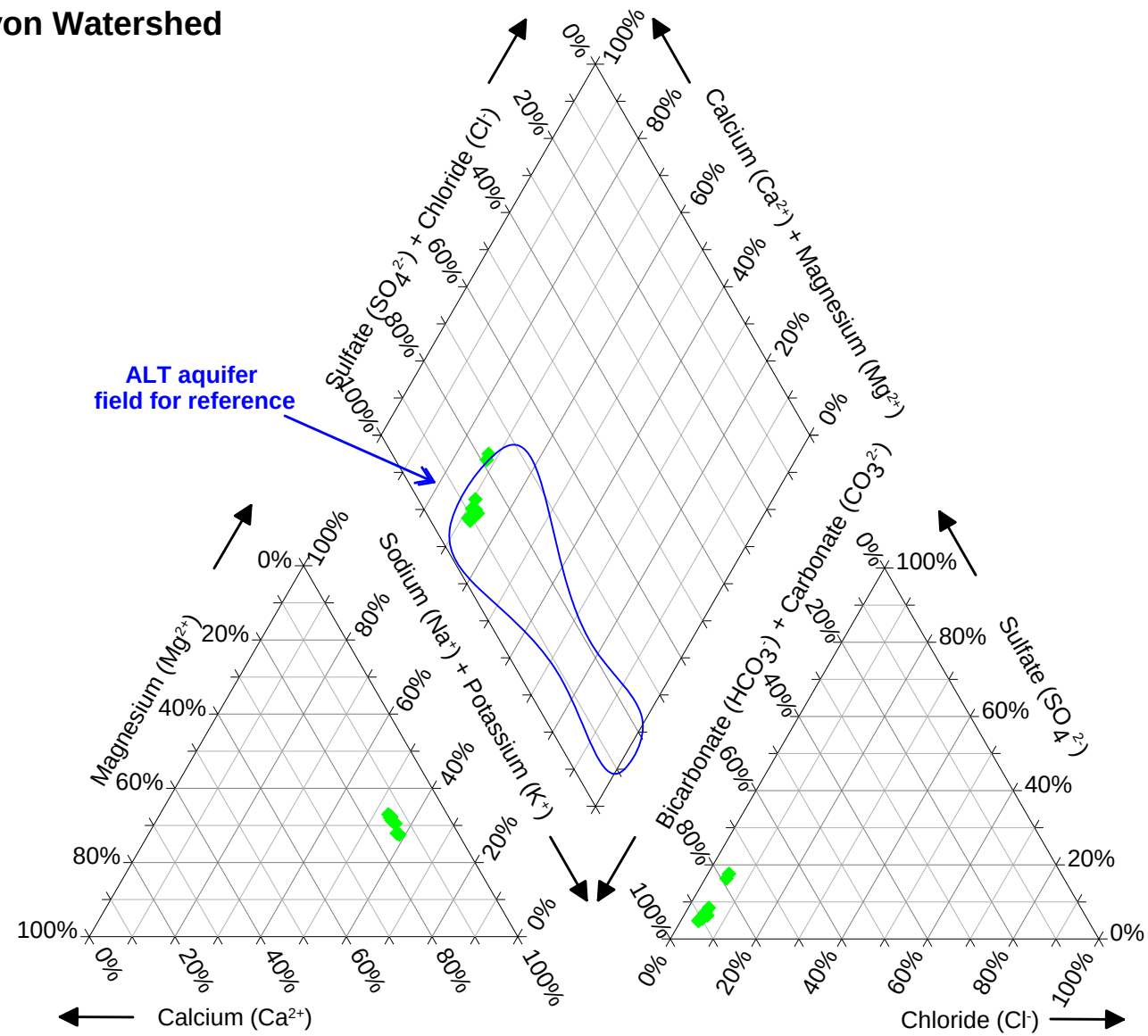

FIGURE 39. TRILINEAR DIAGRAM SHOWING COMMON ION COMPOSITIONS OF SPRING WATER AT DC 6.1 E, DEVILS CANYON WATERSHED, RESOLUTION PROJECT

MONTGOMERY & ASSOCIATES

605.6\Surface_Water_Baseline_Assessment\PiperDiagrams\Devils_Canyon_Sites\Piper_SurfaceWater_DCa_DC61E_g8.grf

Devils Canyon Watershed
DC 5.5 C

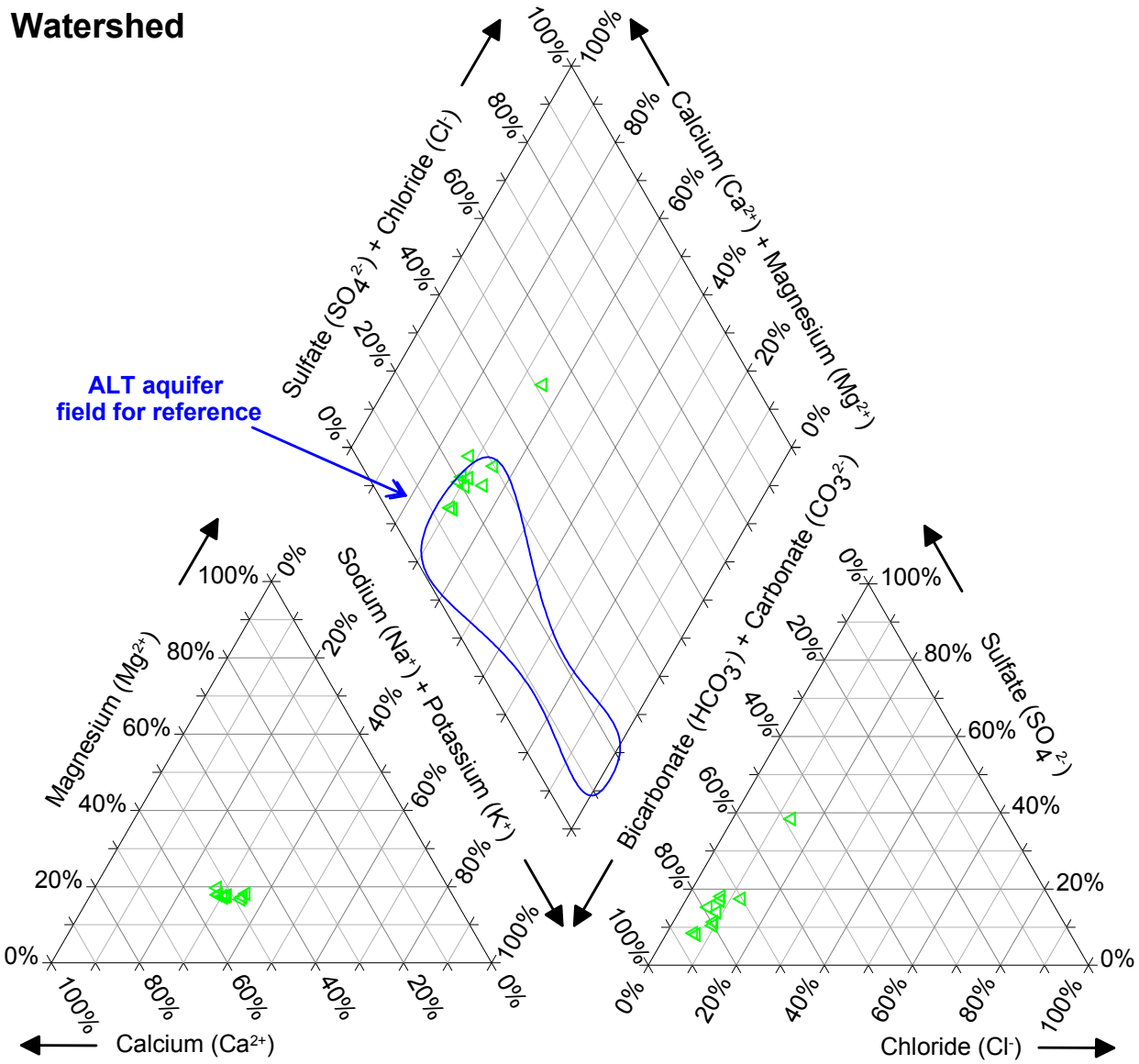

FIGURE 40. TRILINEAR DIAGRAM SHOWING COMMON ION COMPOSITIONS OF SURFACE WATER AT DC 5.5 C, DEVILS CANYON WATERSHED, RESOLUTION PROJECT

MONTGOMERY & ASSOCIATES

605.6\Surface_Water_Baseline_Assessment\PiperDiagrams\DevilsCanyonSites\Piper_SurfaceWater_DCa_DC55C_g8.grf

Devils Canyon Watershed
DC 4.1 E

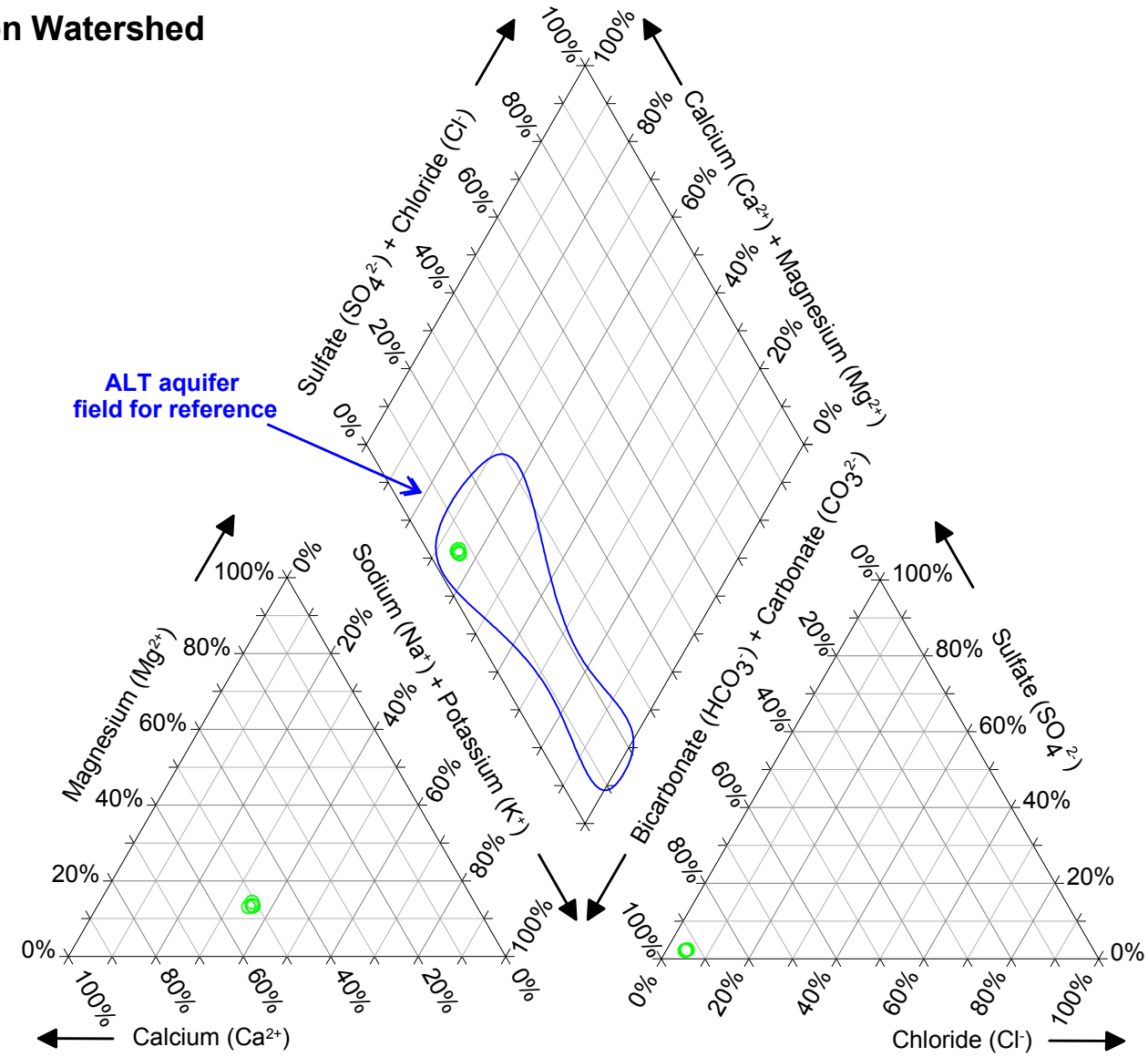

FIGURE 41. TRILINEAR DIAGRAM SHOWING COMMON ION COMPOSITIONS OF SPRING WATER AT DC 4.1 E, DEVILS CANYON WATERSHED, RESOLUTION PROJECT

MONTGOMERY & ASSOCIATES

605.6\Surface_Water_Baseline_Assessment\PiperDiagrams\DevilsCanyon_Sites\Piper_SurfaceWater_DCa_DC41E_g8.grf

Devils Canyon Watershed
DCT 6.6 W

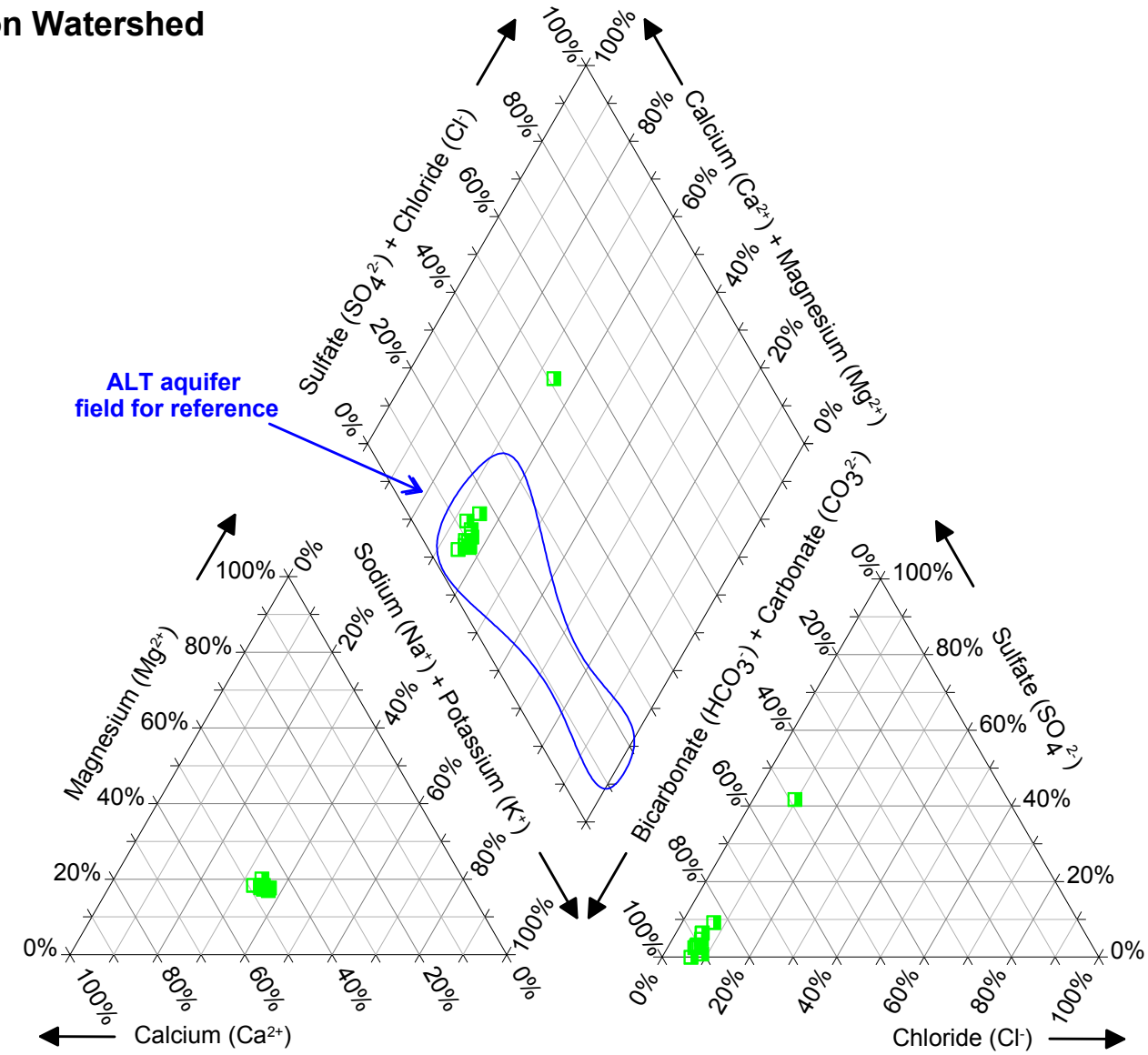

FIGURE 42. TRILINEAR DIAGRAM SHOWING COMMON ION COMPOSITIONS OF SPRING WATER AT DCT 6.6 W, DEVILS CANYON WATERSHED, RESOLUTION PROJECT

MONTGOMERY & ASSOCIATES

605.6\Surface_Water_Baseline_Assessment\PiperDiagrams\Queen_Creek_Sites\Piper_SurfaceWater_DCa_DC66W_g8.grf

Devils Canyon Watershed
H 0.1 C

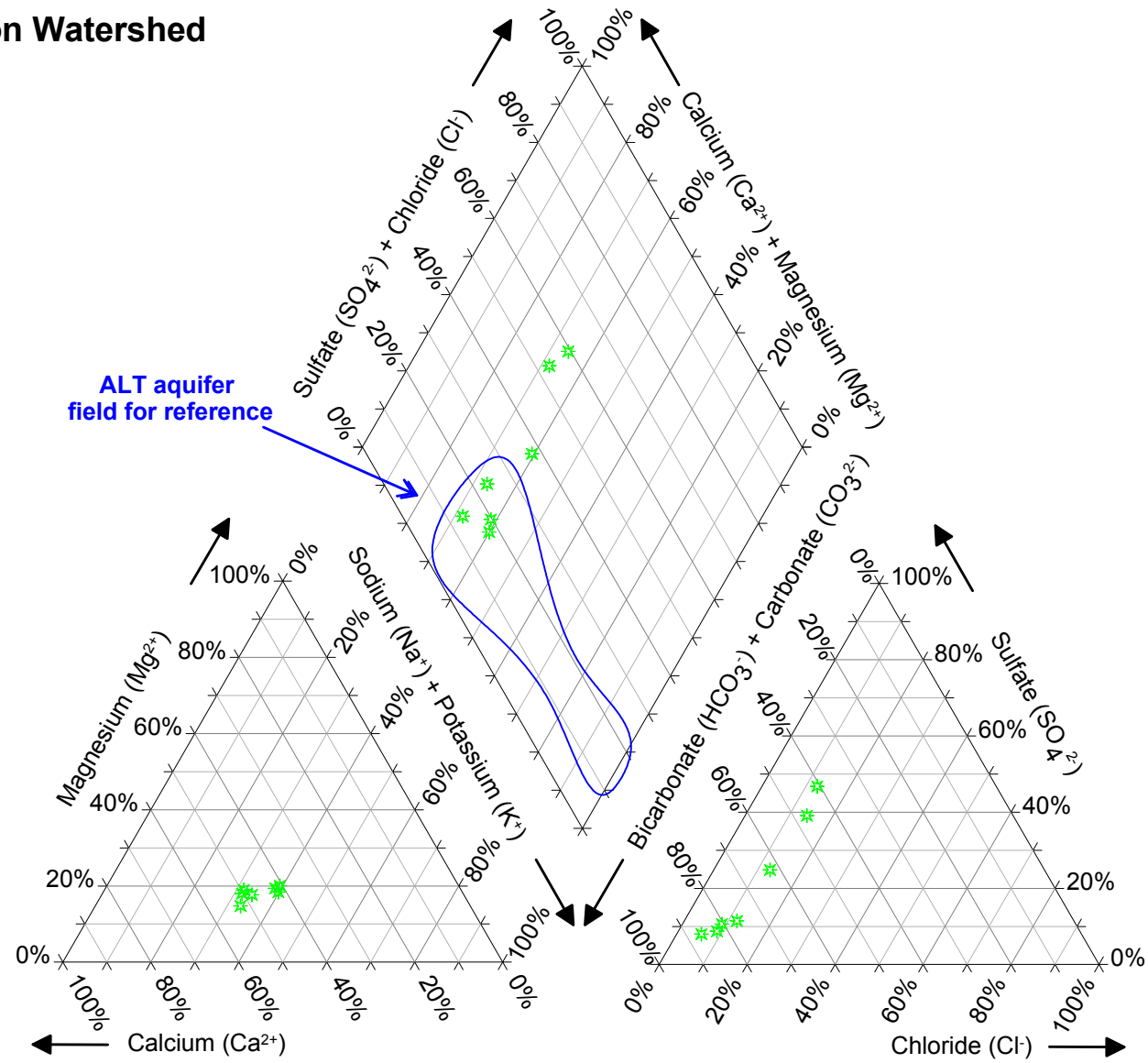

FIGURE 43. TRILINEAR DIAGRAM SHOWING COMMON ION COMPOSITIONS OF SURFACE WATER AT H 0.1 C, DEVILS CANYON WATERSHED, RESOLUTION PROJECT

MONTGOMERY & ASSOCIATES

605.6\Surface_Water_Baseline_Assessment\PiperDiagrams\DevilsCanyon_Sites\Piper_SurfaceWater_DCb_H01C_g8.grf

Devils Canyon Watershed
IC 1.0 C

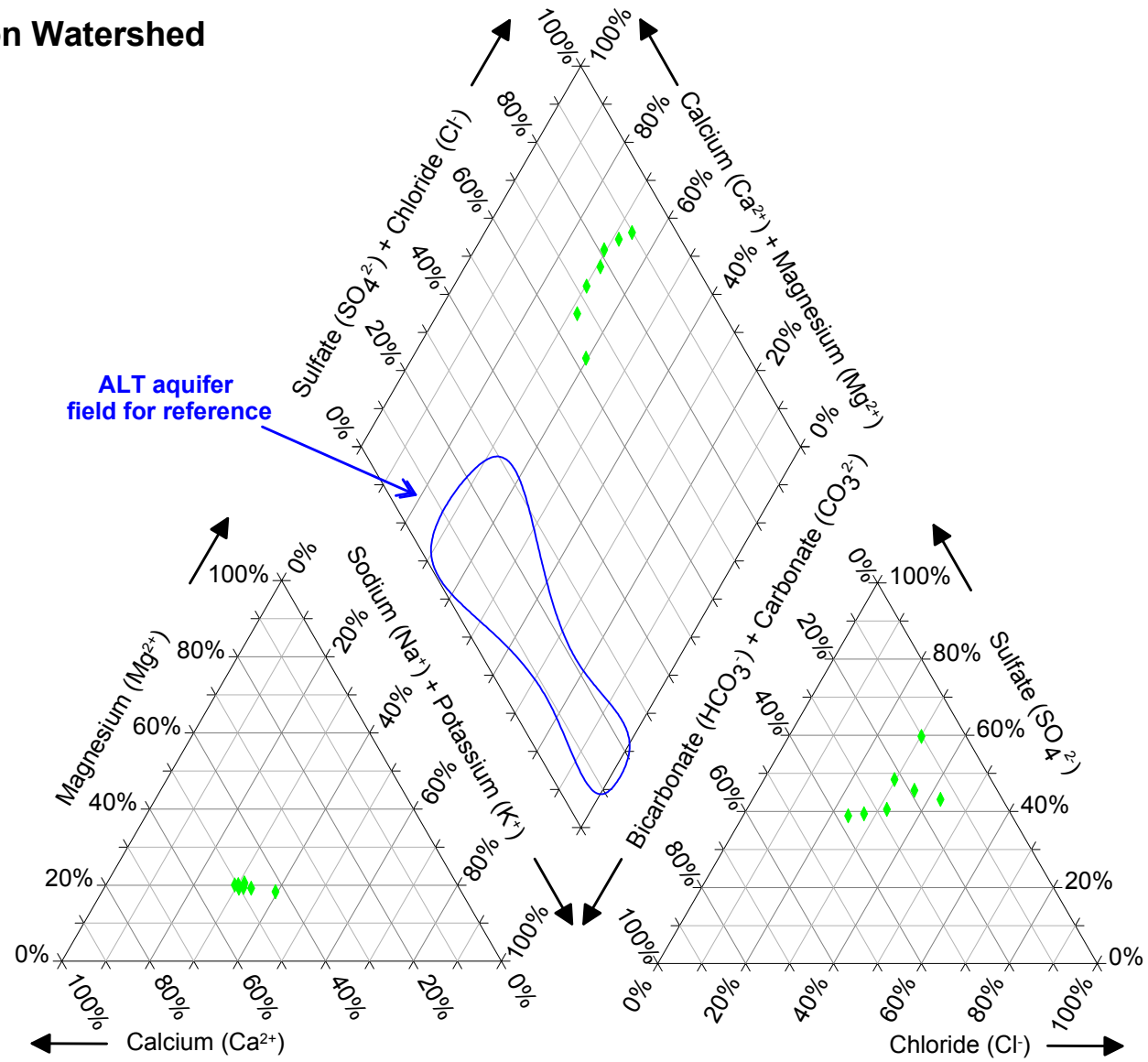

FIGURE 44. TRILINEAR DIAGRAM SHOWING COMMON ION COMPOSITIONS OF SURFACE WATER AT IC 1.0 C, DEVILS CANYON WATERSHED, RESOLUTION PROJECT

MONTGOMERY & ASSOCIATES

605.6\Surface_Water_Baseline_Assessment\PiperDiagrams\DevilsCanyon_Sites\Piper_SurfaceWater_DCb_IC10C_g8.grf

Devils Canyon Watershed
RR 1.5 C

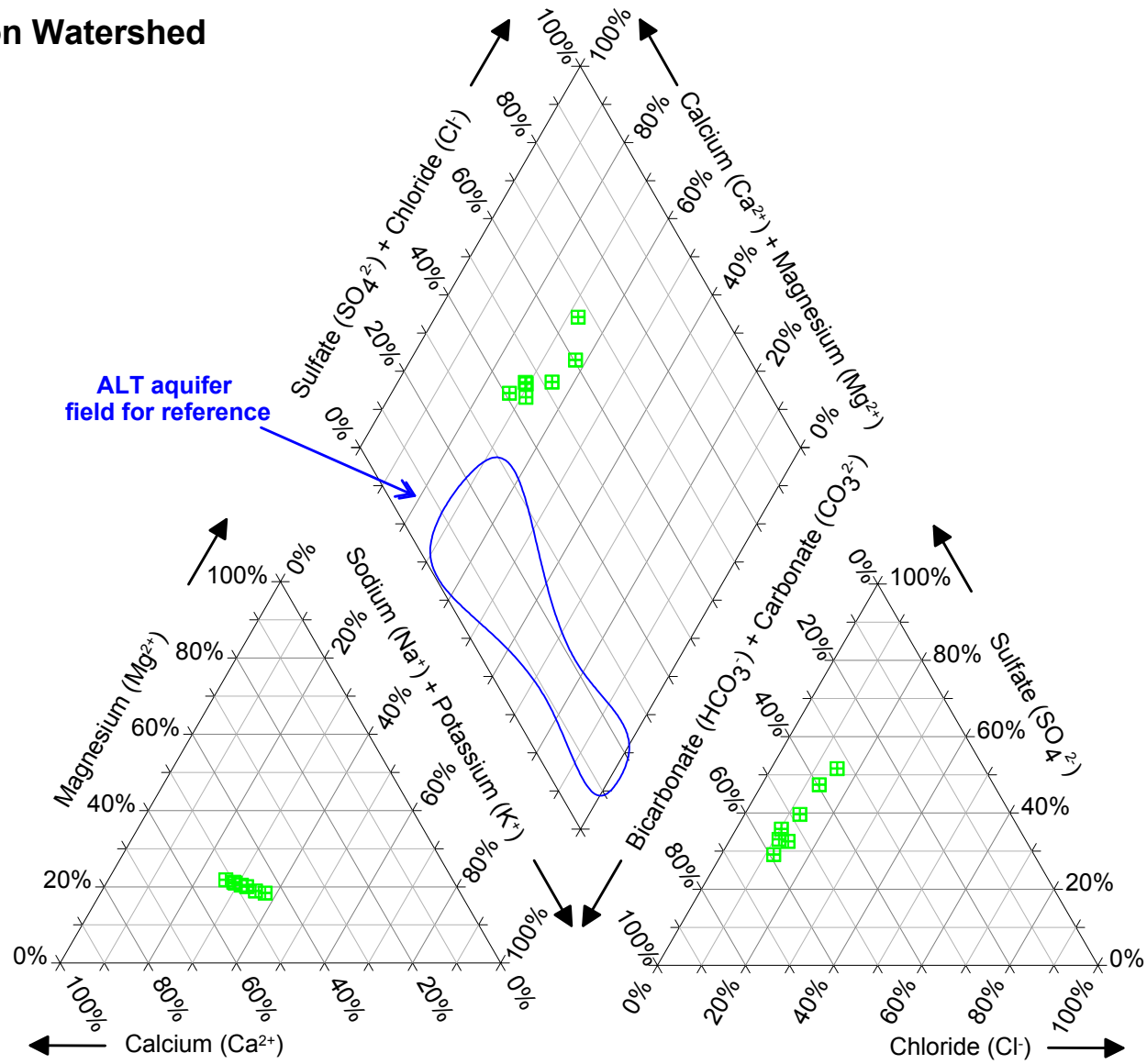

FIGURE 45. TRILINEAR DIAGRAM SHOWING COMMON ION COMPOSITIONS OF SURFACE WATER AT RR 1.5 C, DEVILS CANYON WATERSHED, RESOLUTION PROJECT

MONTGOMERY & ASSOCIATES

605.6\Surface_Water_Baseline_Assessment\PiperDiagrams\DevilsCanyon_Sites\Piper_SurfaceWater_DCb_RR15C_g8.grf

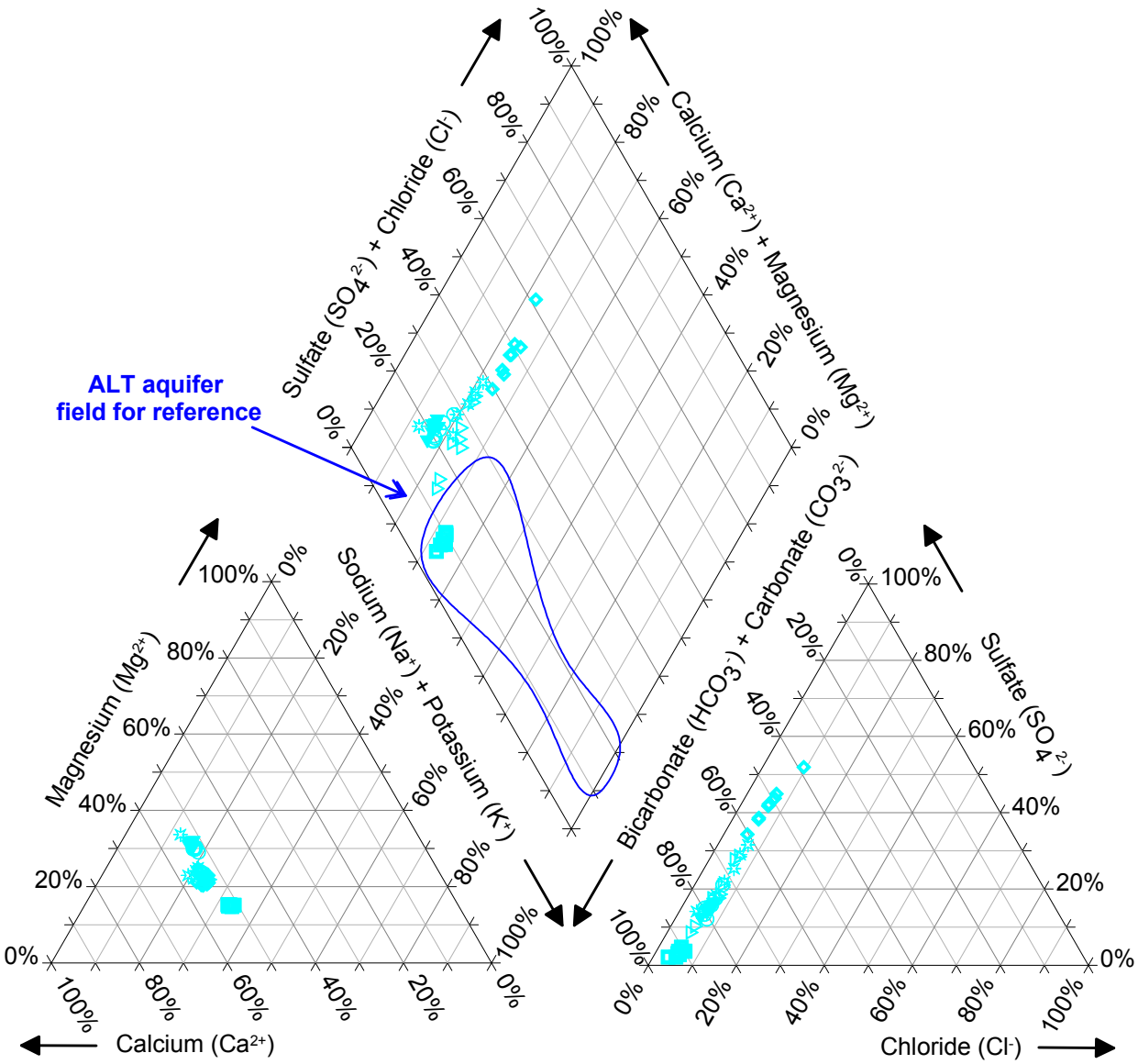

EXPLANATION

Mineral Creek Watershed

- Government Springs
- LF 0.2 C
- MC 3.3 C
- MC 3.4 W
- MC 5.2 C
- MC 8.4 C

FIGURE 46. TRILINEAR DIAGRAM SHOWING COMMON ION COMPOSITIONS OF SURFACE WATER AND SPRINGS, MINERAL CREEK WATERSHED, RESOLUTION PROJECT

MONTGOMERY & ASSOCIATES

605.6\Surface_Water_Baseline_Assessment\PiperDiagrams\Piper_MinCrk_SurfaceWater_g8.grf

Mineral Creek Watershed
Government Springs

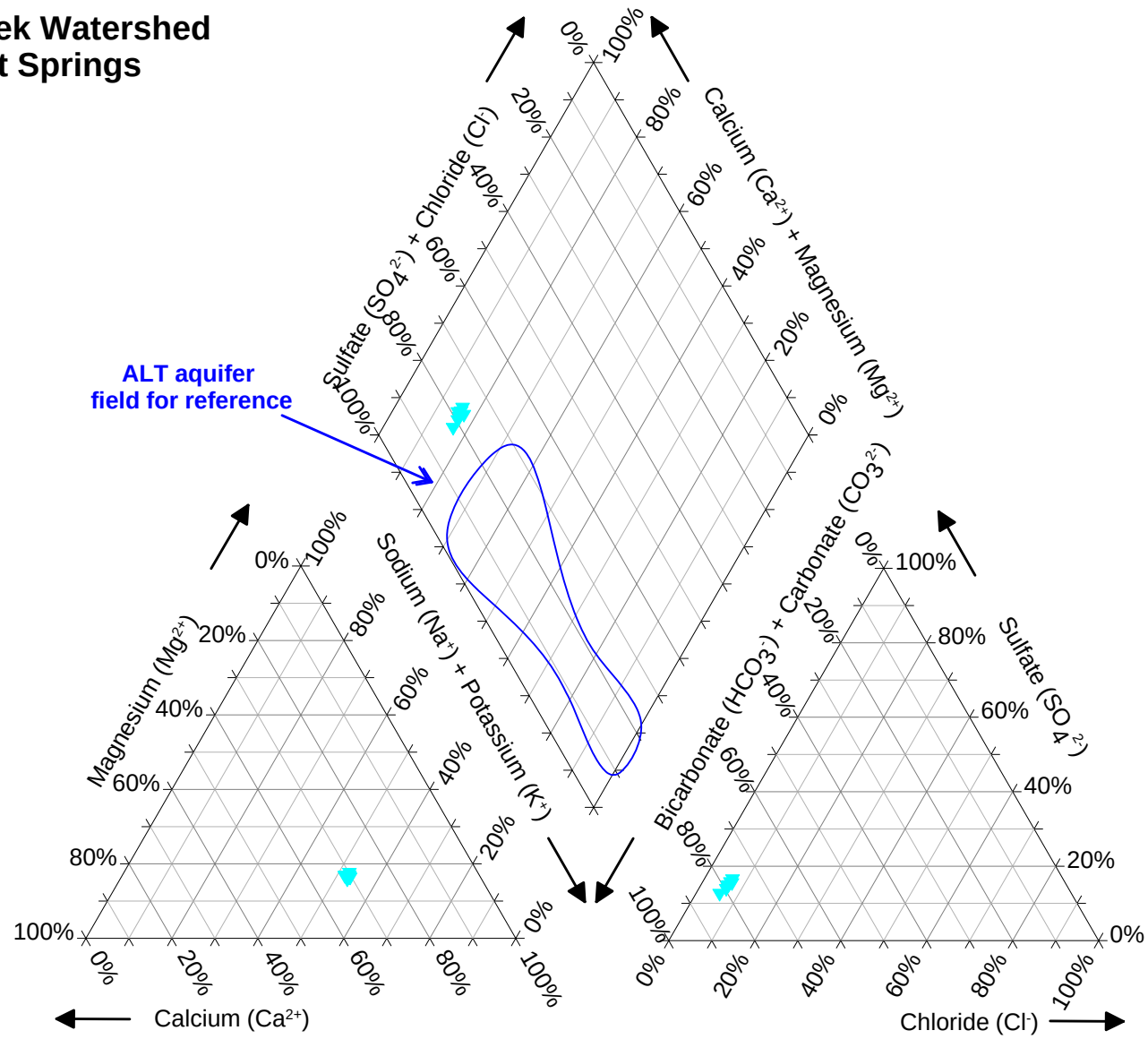

FIGURE 47. TRILINEAR DIAGRAM SHOWING COMMON ION COMPOSITIONS OF SPRING WATER AT GOVERNMENT SPRINGS, MINERAL CREEK WATERSHED RESOLUTION PROJECT

MONTGOMERY & ASSOCIATES

605.6\Surface_Water_Baseline_Assessment\PiperDiagrams\Mineral_Creek_Sites\Piper_SurfaceWater_MC_GovernmentSprings_g8.grf

Mineral Creek Watershed
LF 0.2 C

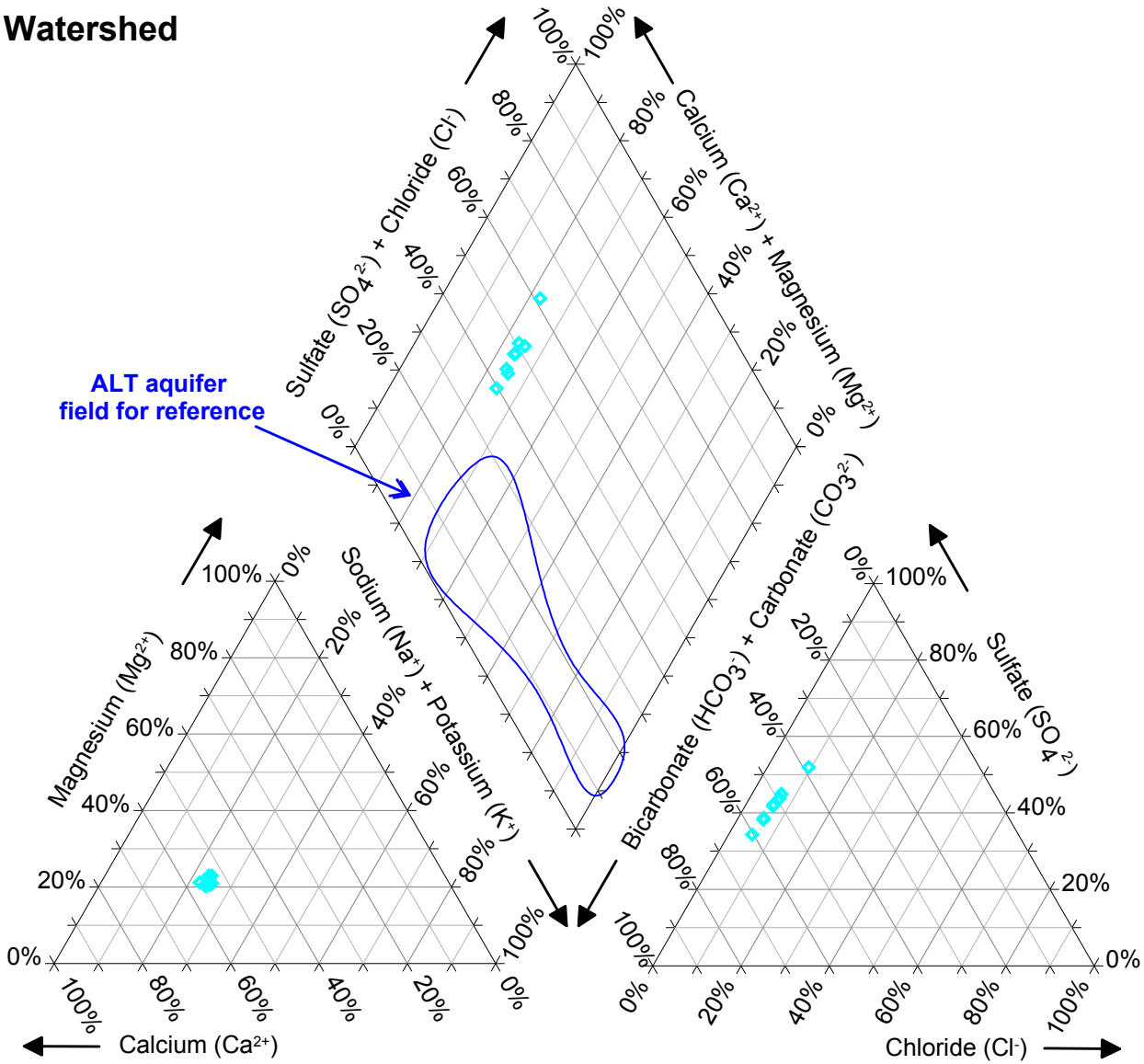

FIGURE 48. TRILINEAR DIAGRAM SHOWING COMMON ION COMPOSITIONS OF SURFACE WATER AT LF 0.2 C, MINERAL CREEK WATERSHED, RESOLUTION PROJECT

MONTGOMERY & ASSOCIATES

605.6\Surface_Water_Baseline_Assessment\PiperDiagrams\Mineral_Creek_Sites\Piper_SurfaceWater_MC_LF02C_g8.grf

Mineral Creek Watershed
MC 8.4 C

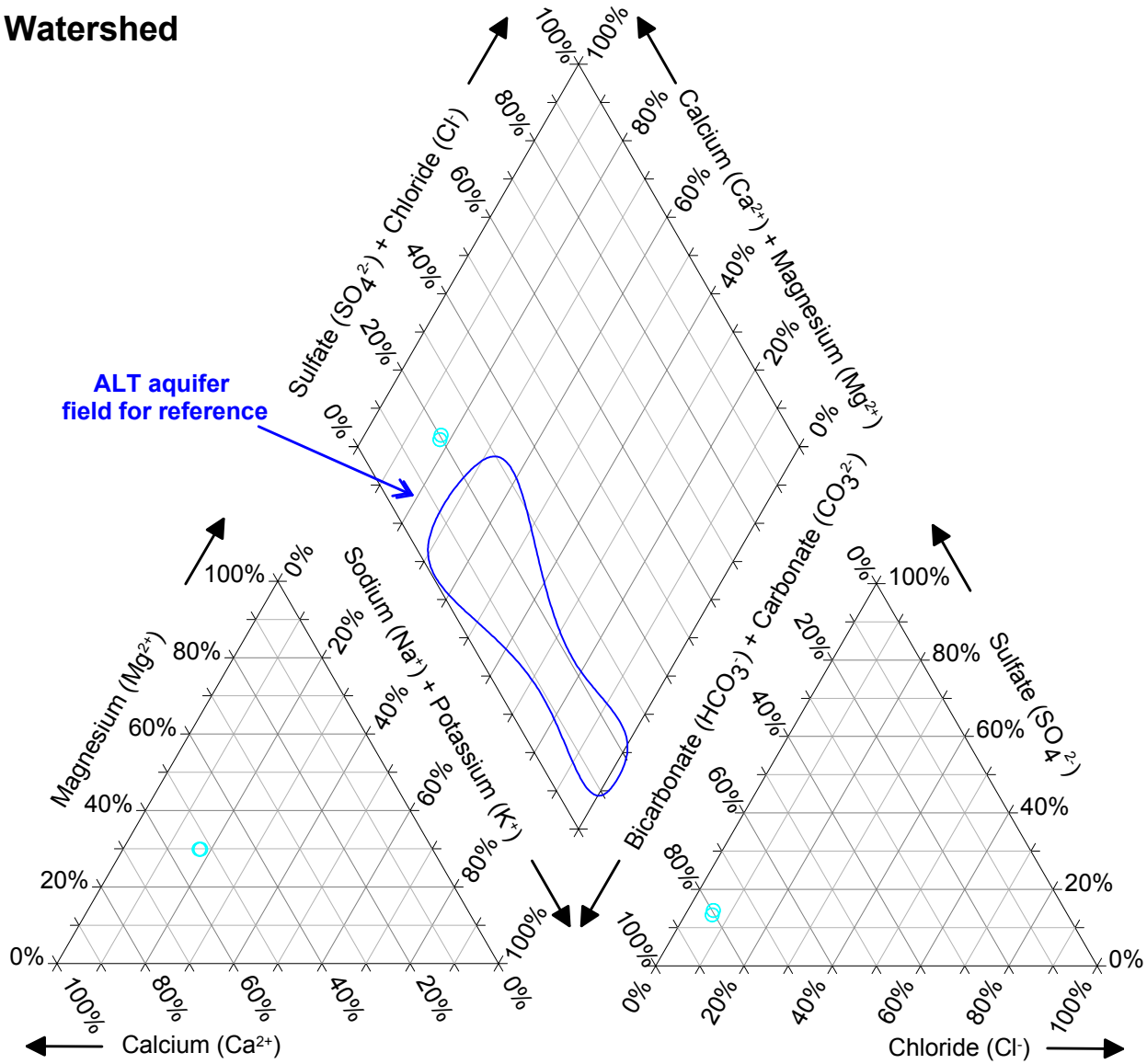

FIGURE 49. TRILINEAR DIAGRAM SHOWING COMMON ION COMPOSITIONS OF SURFACE WATER AT MC 8.4 C, MINERAL CREEK WATERSHED, RESOLUTION PROJECT

MONTGOMERY & ASSOCIATES

605.6\Surface_Water_Baseline_Assessment\PiperDiagrams\Mineral_Creek_Sites\Piper_SurfaceWater_MC_MC84C_g8.grf

Mineral Creek Watershed
MC 5.2 C

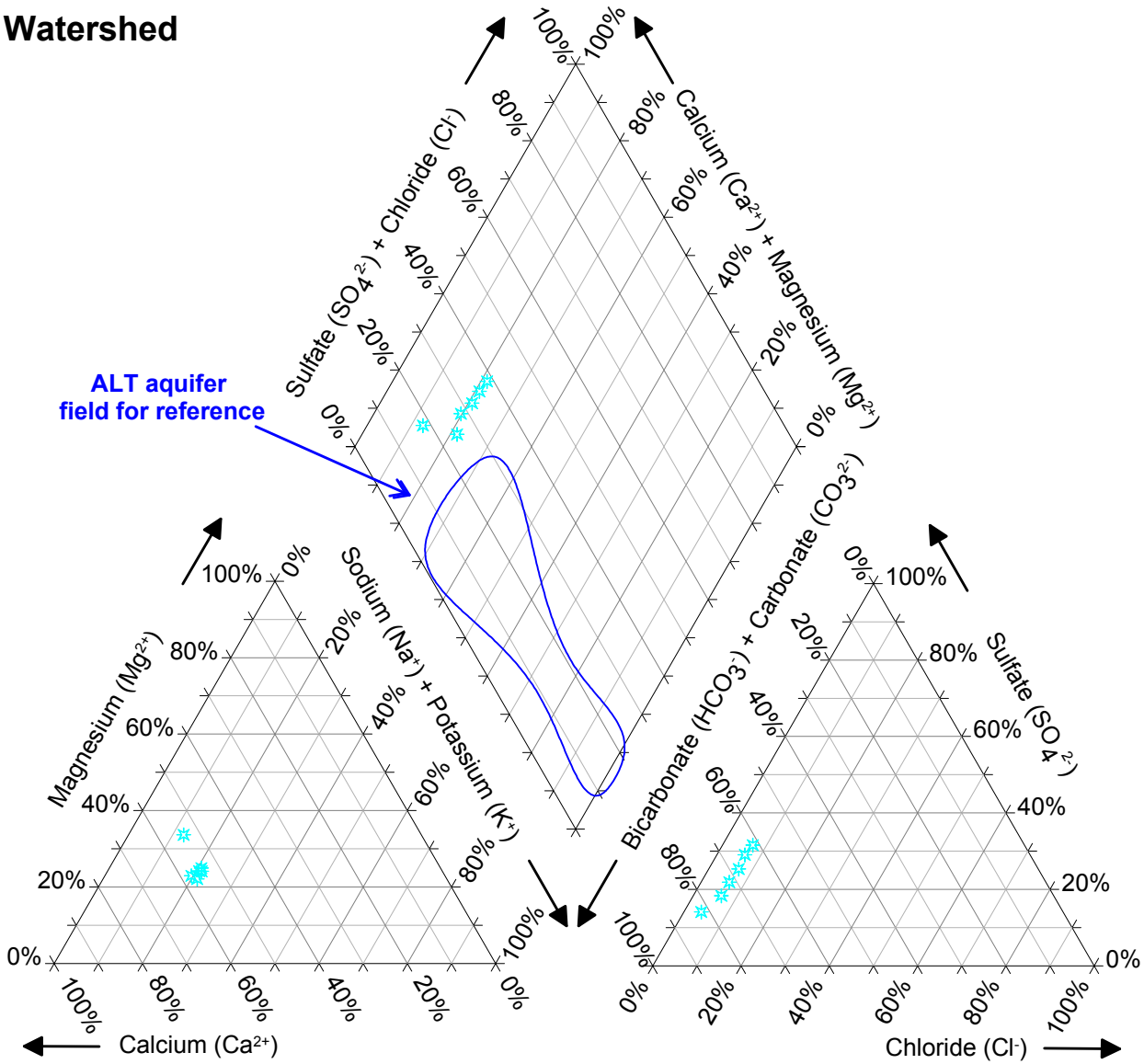

FIGURE 50. TRILINEAR DIAGRAM SHOWING COMMON ION COMPOSITIONS OF SURFACE WATER AT MC 5.2 C, MINERAL CREEK WATERSHED, RESOLUTION PROJECT

MONTGOMERY & ASSOCIATES

605.6\Surface_Water_Baseline_Assessment\PiperDiagrams\Mineral_Creek_Sites\Piper_SurfaceWater_MC_MC52C_g8.grf

Mineral Creek Watershed
MC 3.4 W

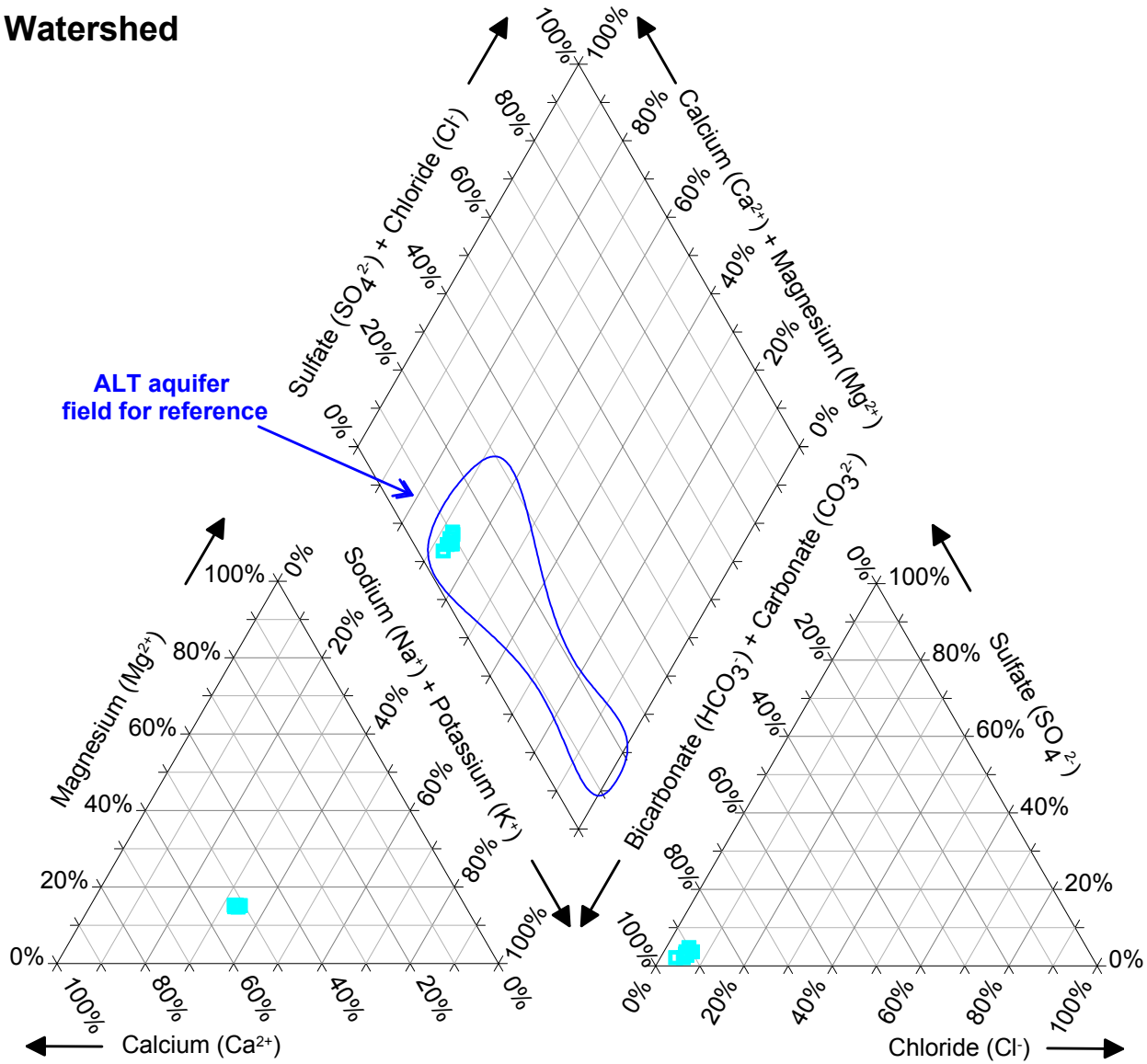

FIGURE 51. TRILINEAR DIAGRAM SHOWING COMMON ION COMPOSITIONS OF SPRING WATER AT MC 3.4 W, MINERAL CREEK WATERSHED, RESOLUTION PROJECT

MONTGOMERY & ASSOCIATES

605.6\Surface_Water_Baseline_Assessment\PiperDiagrams\Mineral_Creek_Sites\Piper_SurfaceWater_MC_MC34W_g8.grf

Mineral Creek Watershed
MC 3.3 C

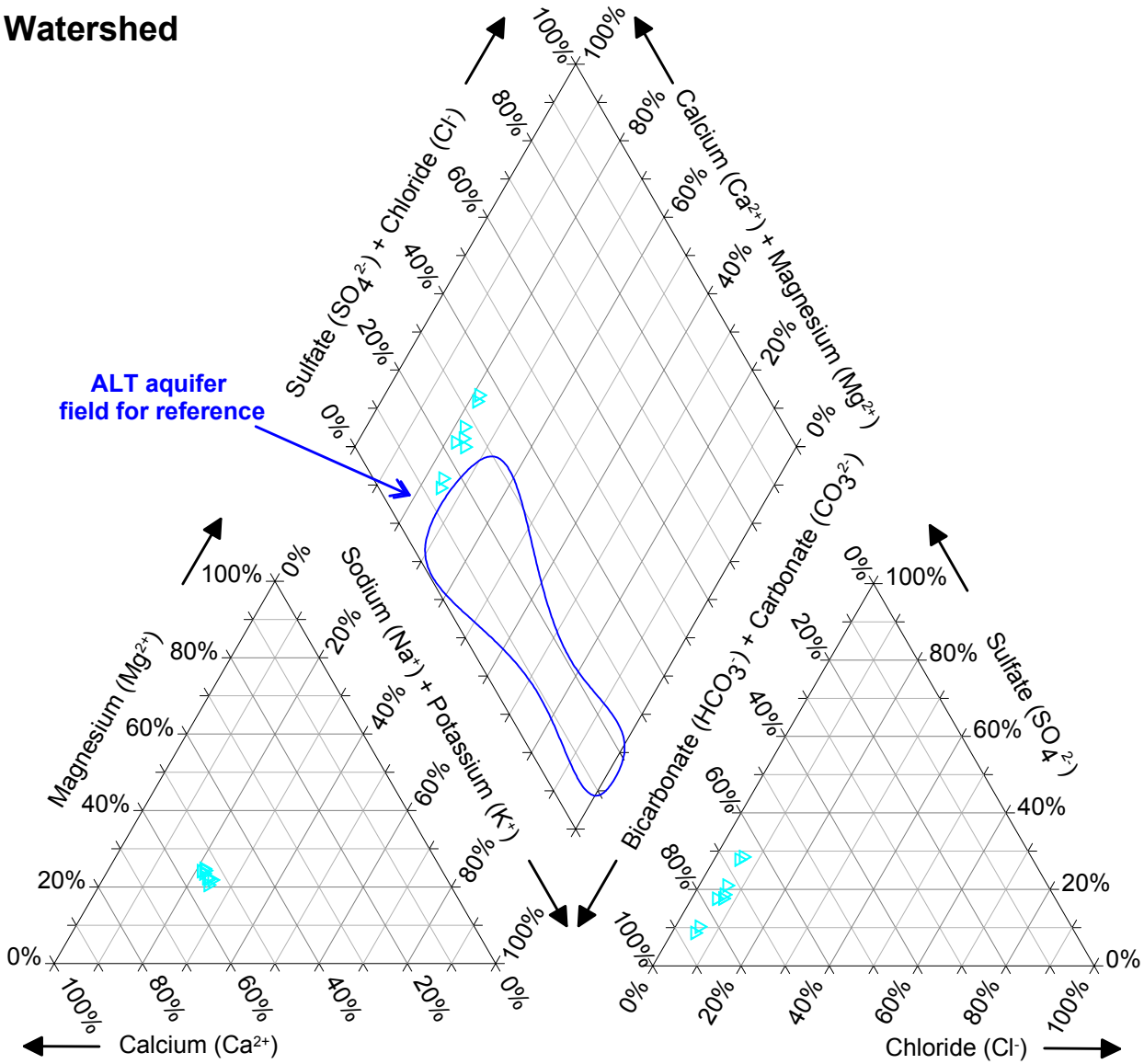

FIGURE 52. TRILINEAR DIAGRAM SHOWING COMMON ION COMPOSITIONS OF SURFACE WATER AT MC 3.3 C, MINERAL CREEK WATERSHED, RESOLUTION PROJECT

MONTGOMERY & ASSOCIATES

605.6\Surface_Water_Baseline_Assessment\PiperDiagramsMineral_Creek_Sites\Piper_SurfaceWater_MC_MC33C_g8.grf

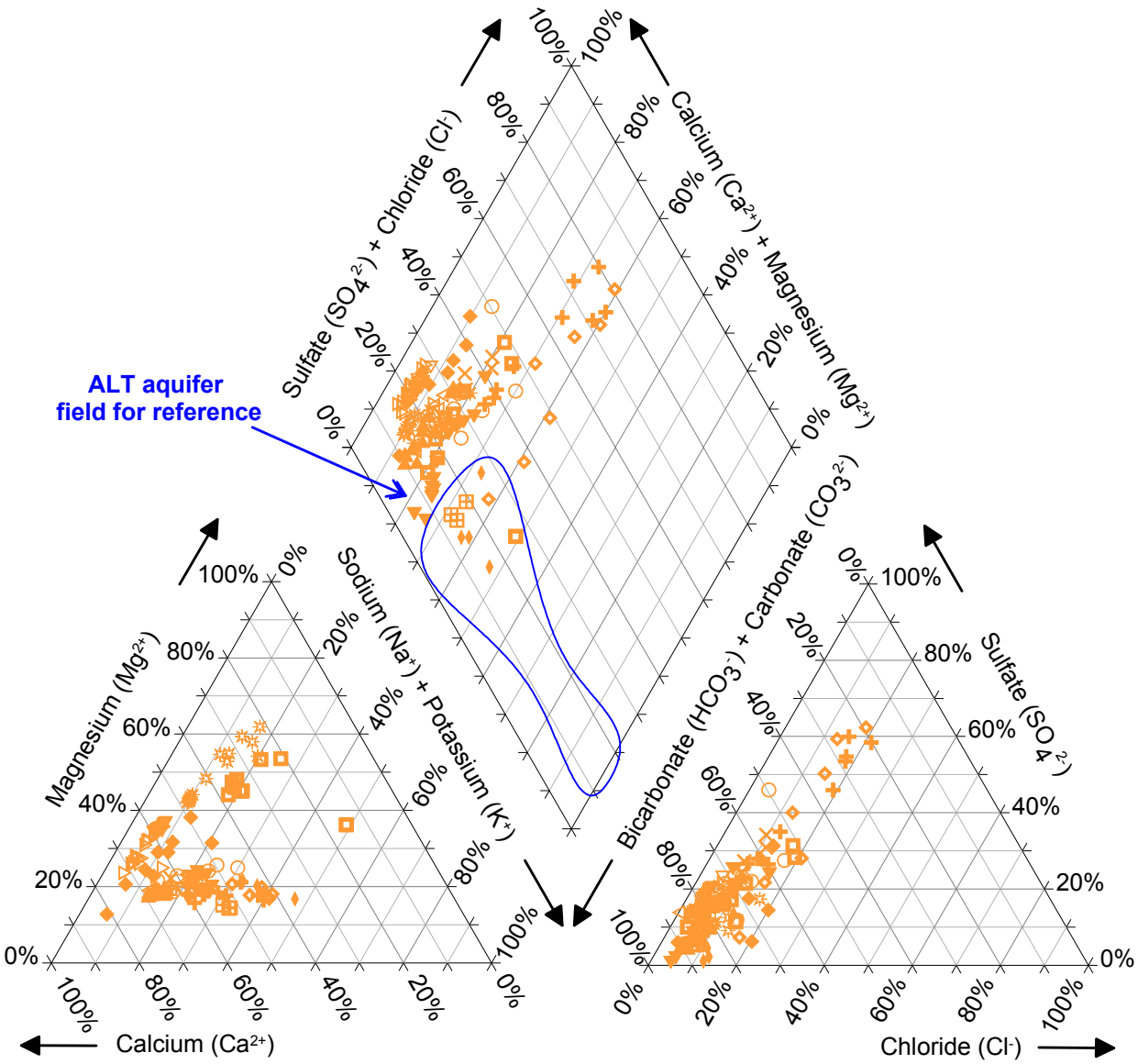

EXPLANATION

Queen Creek Watershed

- AC 4.5 N
- Blue Spring
- Bored Spring
- Boulder Hole
- Hidden Spring
- Kane Spring
- Number Nine Tributary
- Oak Flat Tributary
- Pump Station Spring
- QC 19.7 C
- QC 21.7 C
- QC 22.6 E
- QC 27.3 C
- TC 0.5 C

FIGURE 53. TRILINEAR DIAGRAM SHOWING COMMON ION COMPOSITIONS OF SURFACE WATER AND SPRINGS, QUEEN CREEK WATERSHED, RESOLUTION PROJECT

MONTGOMERY & ASSOCIATES

605.6\Surface_Water_Baseline_Assessment\PiperDiagrams\Piper_QnCrk_SurfaceWater_g8.grf

AC 4.5 C

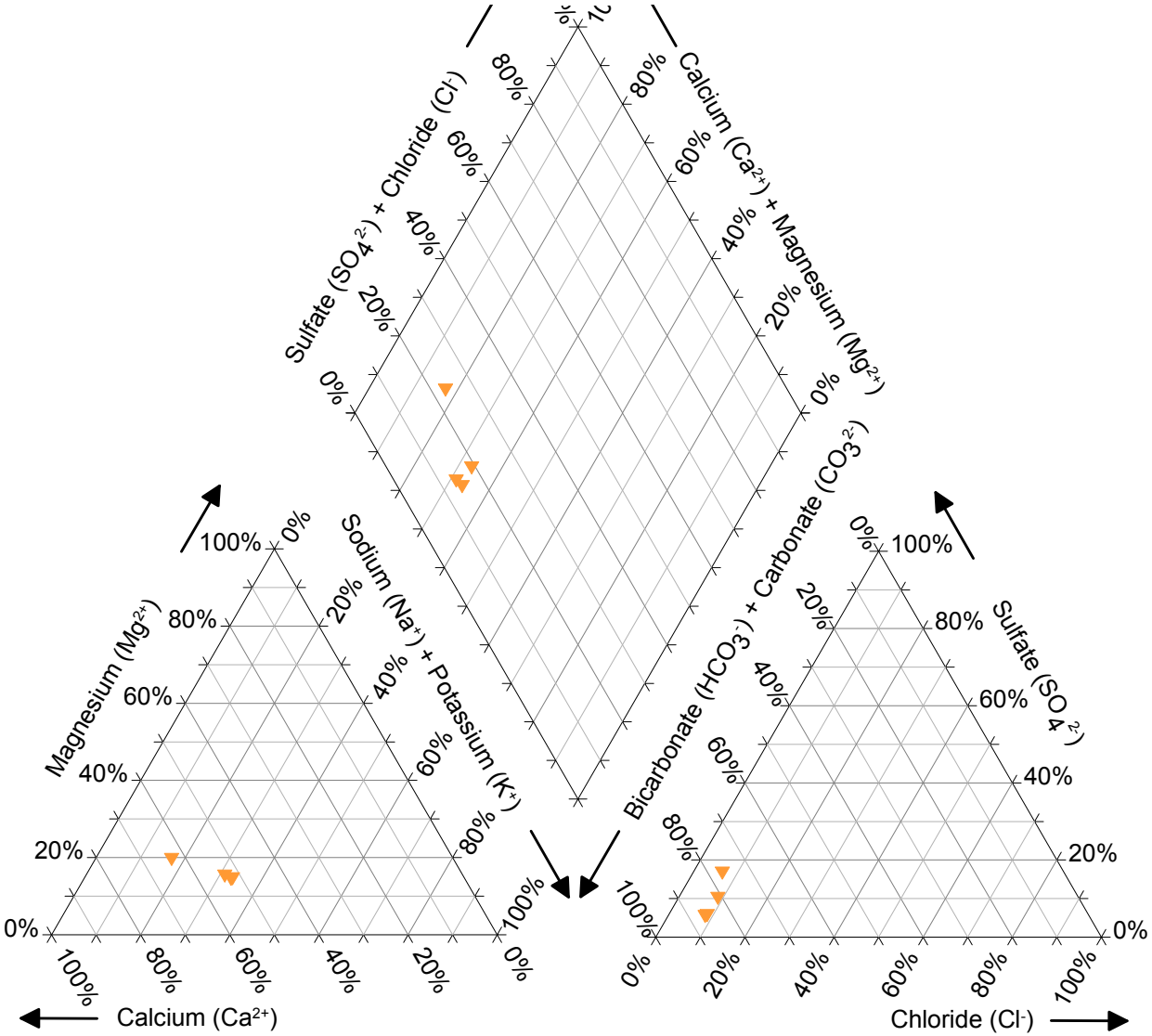

FIGURE 54. TRILINEAR DIAGRAM SHOWING COMMON ION COMPOSITIONS OF SURFACE WATER AT AC 4.5 C, QUEEN CREEK WATERSHED, RESOLUTION PROJECT

MONTGOMERY & ASSOCIATES

605.6\Surface_Water_Baseline_Assessment\PiperDiagrams\Queen_Creek_Sites\Piper_SurfaceWater_QCa_AC45C_g8.grf

Queen Creek Watershed
Blue Spring

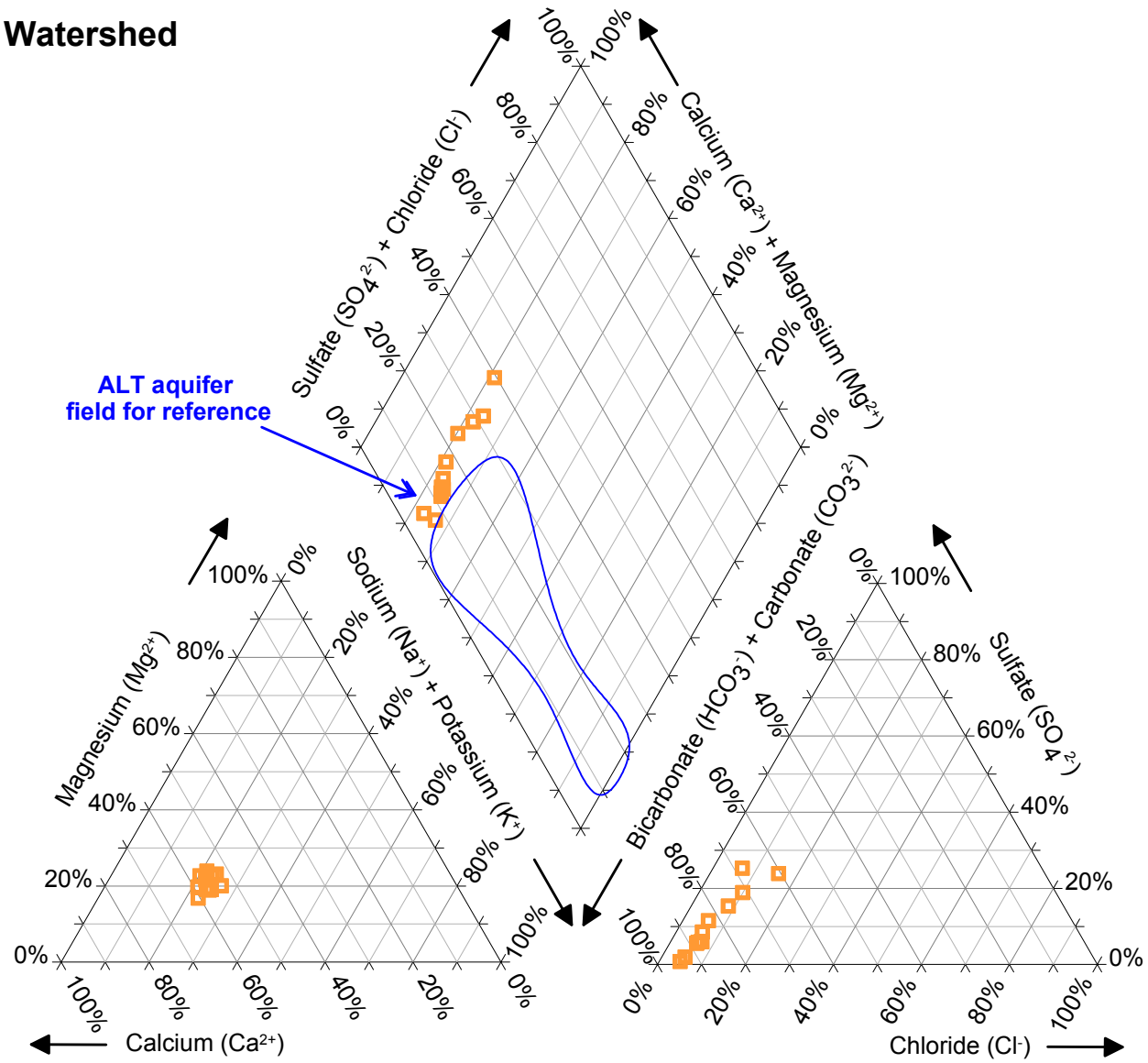

FIGURE 55. TRILINEAR DIAGRAM SHOWING COMMON ION COMPOSITIONS OF SPRING WATER AT BLUE SPRING, QUEEN CREEK WATERSHED, RESOLUTION PROJECT

MONTGOMERY & ASSOCIATES

605.6\Surface_Water_Baseline_Assessment\PiperDiagrams\Queen_Creek_Sites\Piper_SurfaceWater_QCa_BlueSpring_g8.grf

Queen Creek Watershed
Bored Spring

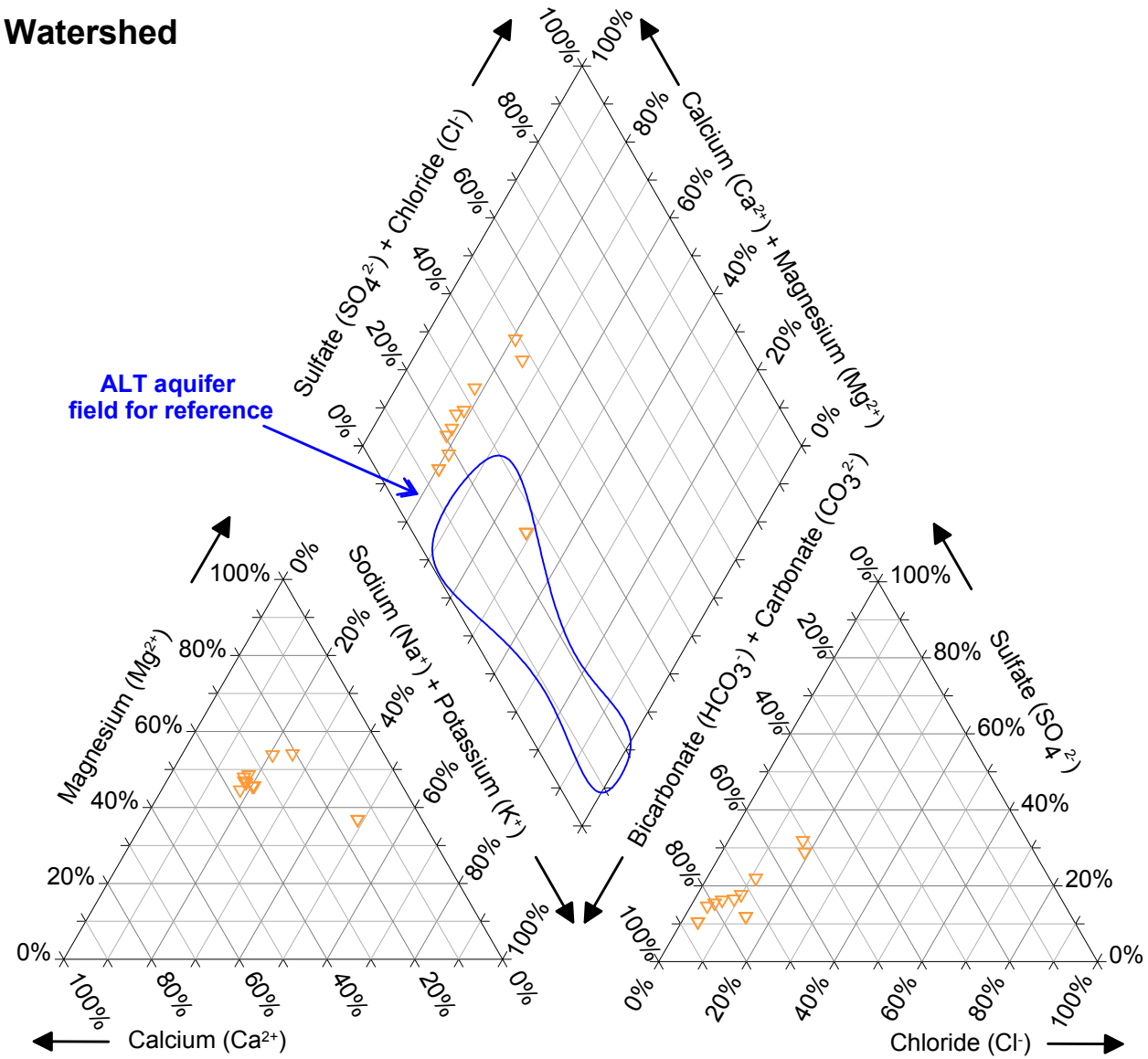

FIGURE 56. TRILINEAR DIAGRAM SHOWING COMMON ION COMPOSITIONS OF SPRING WATER AT BORED SPRING, QUEEN CREEK WATERSHED, RESOLUTION PROJECT

MONTGOMERY & ASSOCIATES

605.6\Surface_Water_Baseline_Assessment\PiperDiagrams\Mineral_Creek_Sites\Piper_SurfaceWater_QCa_BoredSpring_g8.grf

Queen Creek Watershed
Boulder Hole

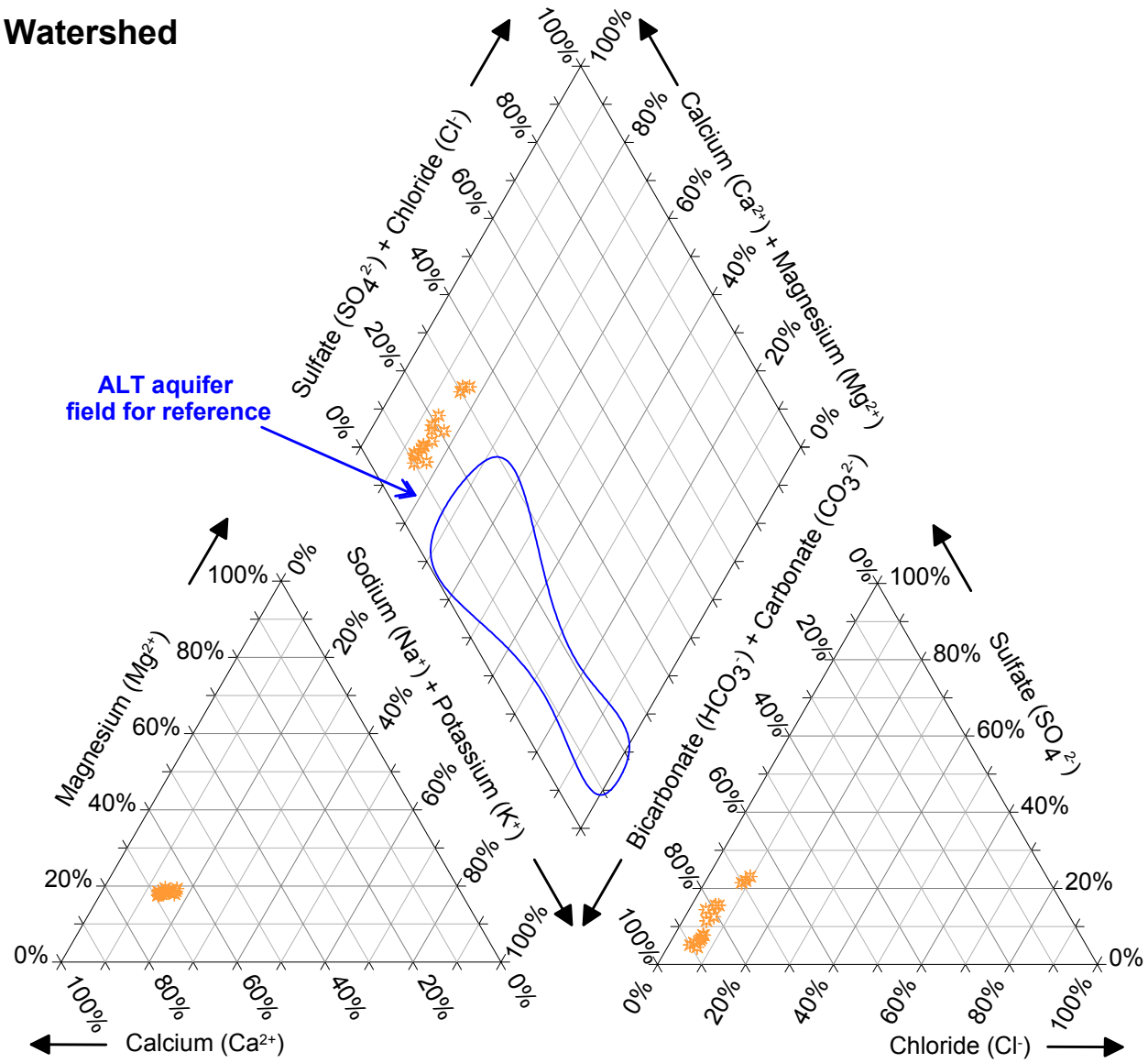

FIGURE 57. TRILINEAR DIAGRAM SHOWING COMMON ION COMPOSITIONS OF SPRING WATER AT BOULDER HOLE, QUEEN CREEK WATERSHED, RESOLUTION PROJECT

MONTGOMERY & ASSOCIATES

605.6\Surface_Water_Baseline_Assessment\PiperDiagrams\Mineral_Creek_Sites\Piper_SurfaceWater_QCa_BoulderHole_g8.grf

Queen Creek Watershed
Hidden Spring

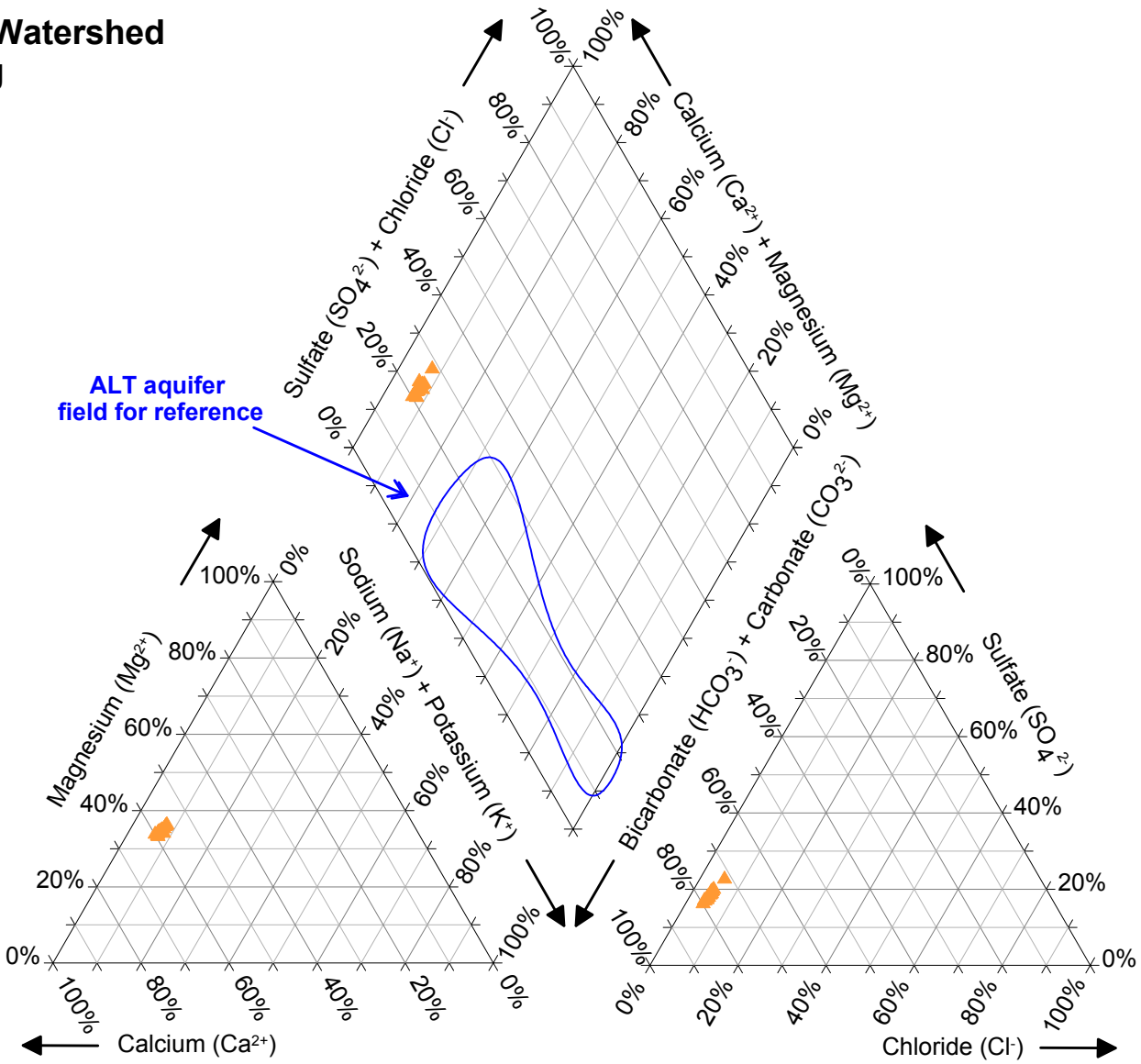

FIGURE 58. TRILINEAR DIAGRAM SHOWING COMMON ION COMPOSITIONS OF SPRING WATER AT HIDDEN SPRING, QUEEN CREEK WATERSHED, RESOLUTION PROJECT

MONTGOMERY & ASSOCIATES

605.6\Surface_Water_Baseline_Assessment\PiperDiagrams\Mineral_Creek_Sites\Piper_SurfaceWater_QCa_HiddenSpring_g8.grf

Queen Creek Watershed
Kane Spring

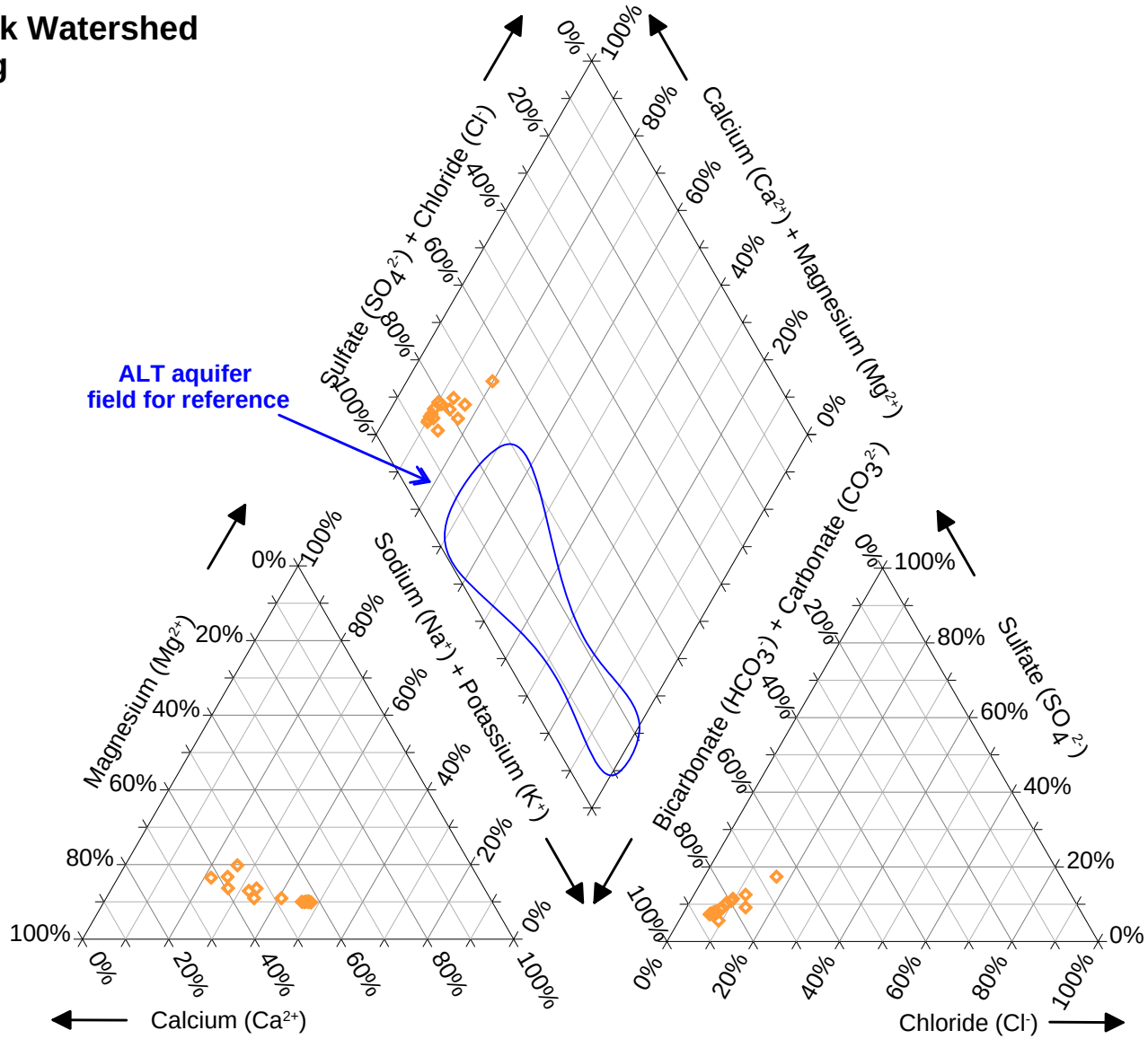

FIGURE 59. TRILINEAR DIAGRAM SHOWING COMMON ION COMPOSITIONS OF SPRING WATER AT KANE SPRING, QUEEN CREEK WATERSHED, RESOLUTION PROJECT

MONTGOMERY & ASSOCIATES

605.6\Surface_Water_Baseline_Assessment\PiperDiagrams\Queen_Creek_Sites\Piper_SurfaceWater_QCa_KaneSpring_g8.grf

Queen Creek Watershed
Number Nine

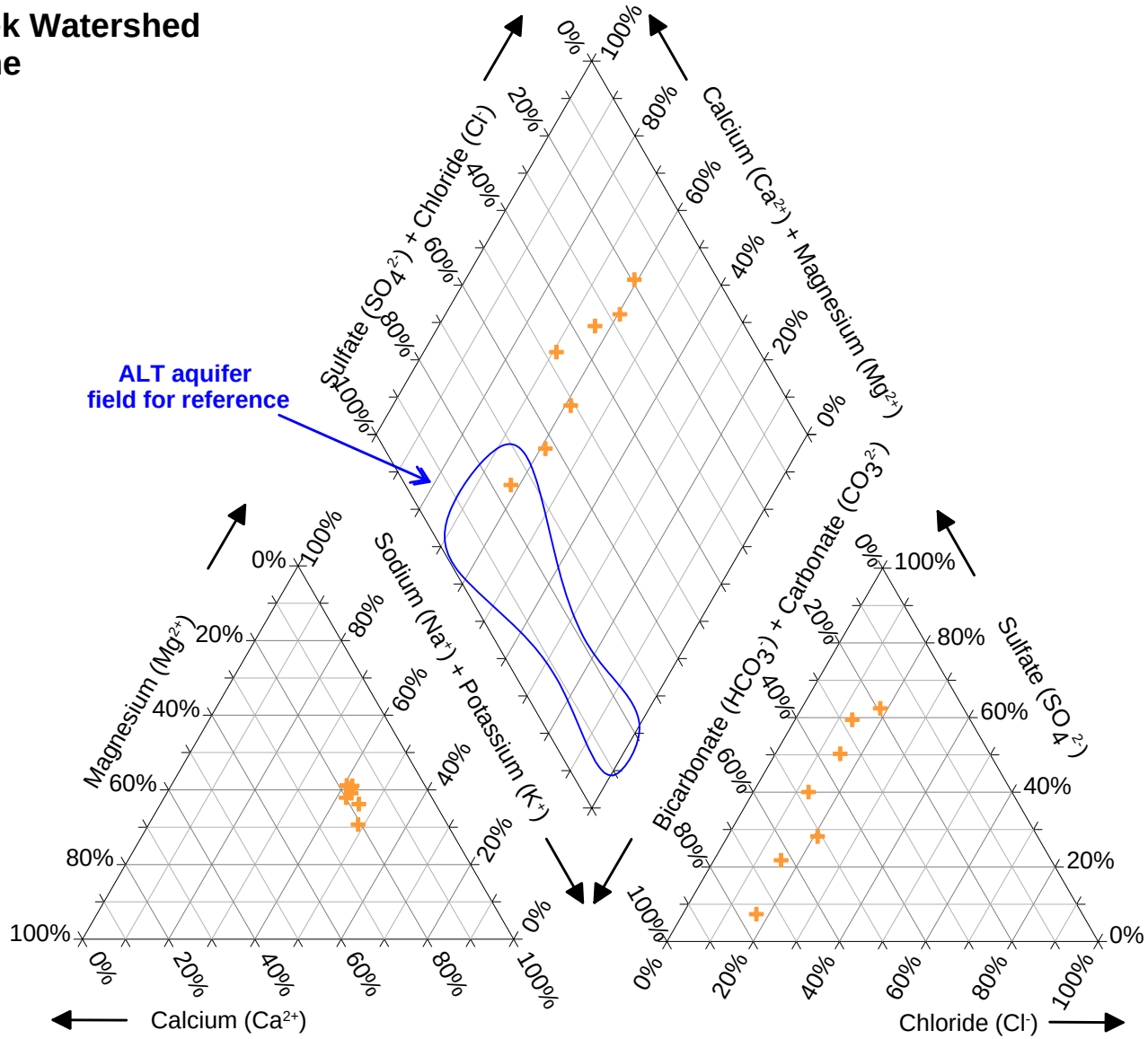

FIGURE 60. TRILINEAR DIAGRAM SHOWING COMMON ION COMPOSITIONS OF SURFACE WATER AT NUMBER NINE TRIBUTARY, QUEEN CREEK WATERSHED RESOLUTION PROJECT

MONTGOMERY & ASSOCIATES

605.6\Surface_Water_Baseline_Assessment\PiperDiagrams\Queen_Creek_Sites\Piper_SurfaceWater_QCa_NumberNine_g8.grf

Queen Creek Watershed
Oak Flat Tributary

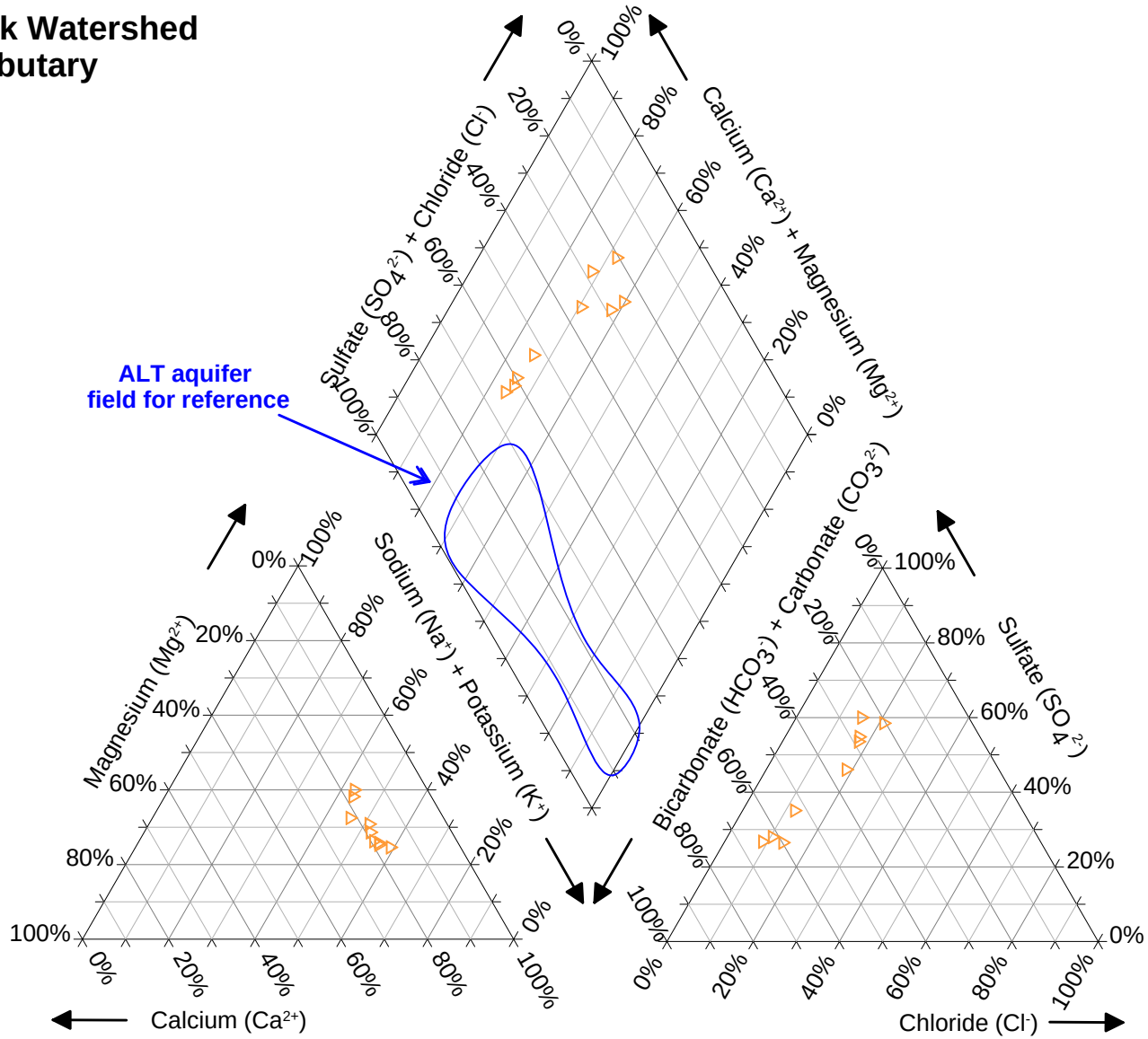

FIGURE 61. TRILINEAR DIAGRAM SHOWING COMMON ION COMPOSITIONS OF SURFACE WATER AT OAK FLAT TRIBUTARY, QUEEN CREEK WATERSHED RESOLUTION PROJECT

MONTGOMERY & ASSOCIATES

605.6\Surface_Water_Baseline_Assessment\PiperDiagrams\Queen_Creek_Sites\Piper_SurfaceWater_QCa_OakFlatTributary_g8.grf

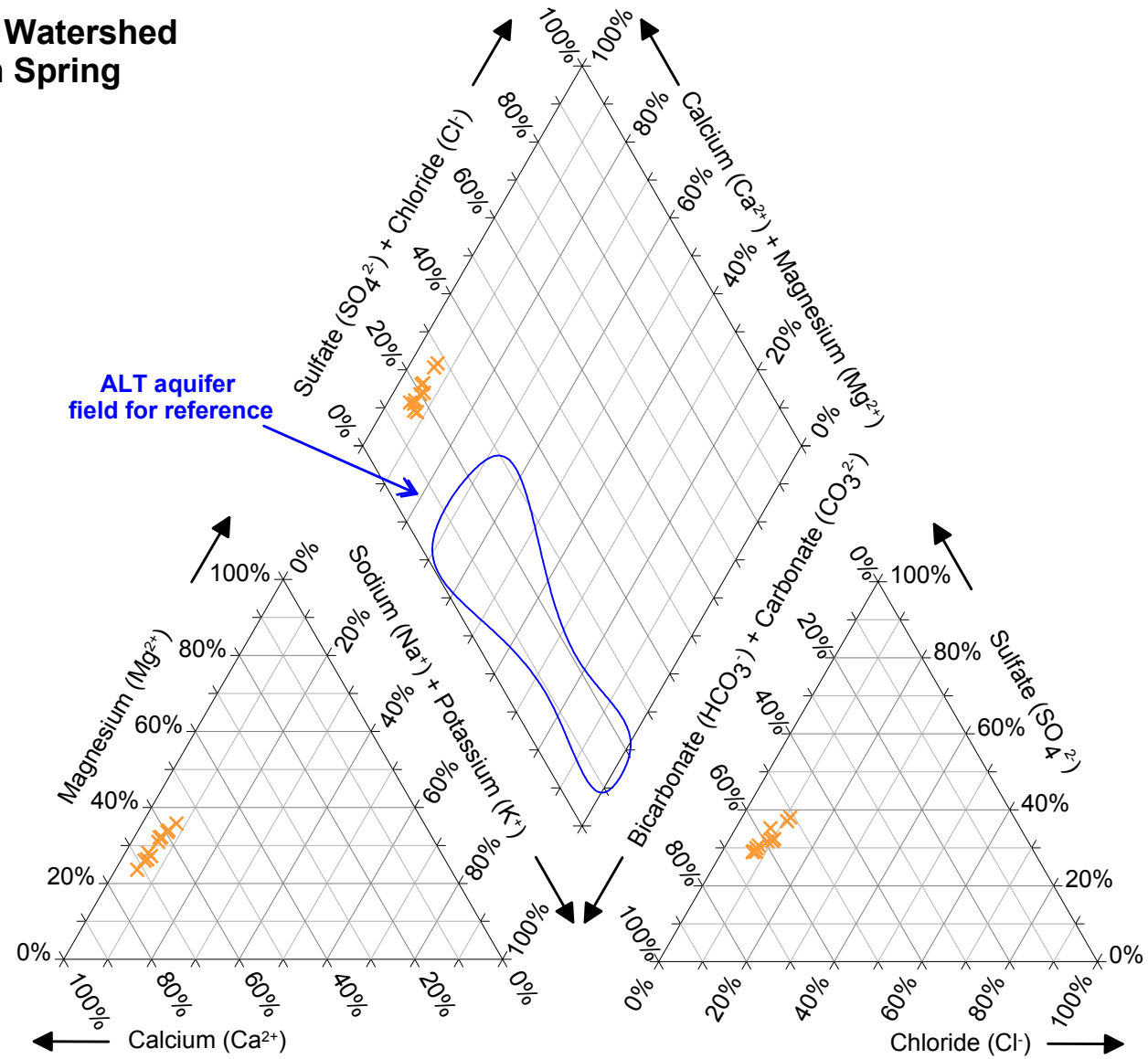

FIGURE 62. TRILINEAR DIAGRAM SHOWING COMMON ION COMPOSITIONS OF SPRING WATER AT PUMP STATION SPRING, QUEEN CREEK WATERSHED RESOLUTION PROJECT

MONTGOMERY & ASSOCIATES

605.6\Surface_Water_Baseline_Assessment\PiperDiagrams\Mineral_Creek_Sites\Piper_SurfaceWater_QCa_PumpStationSpring_g8.grf

Queen Creek Watershed
QC 27.3 C

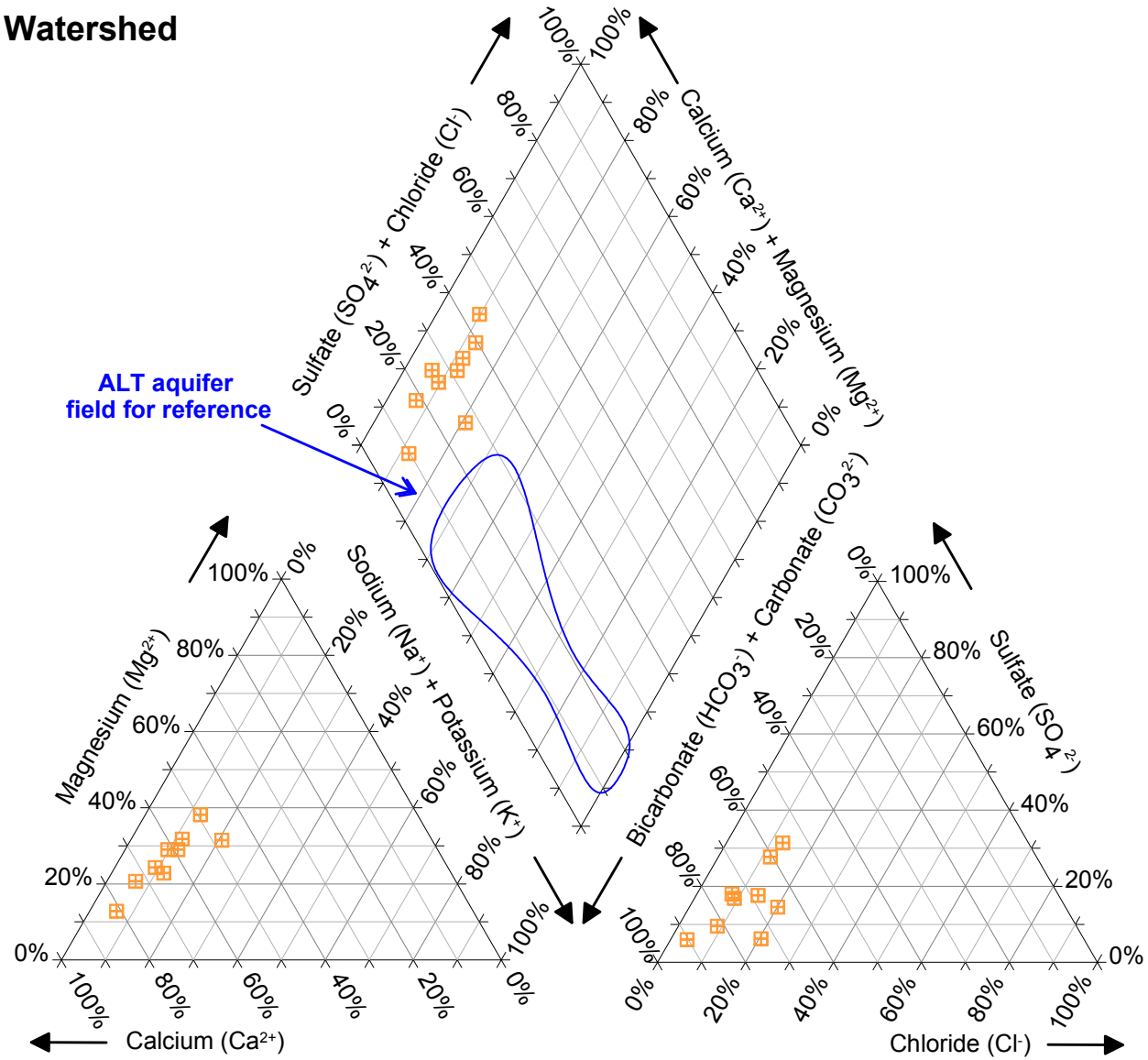

FIGURE 63. TRILINEAR DIAGRAM SHOWING COMMON ION COMPOSITIONS OF SURFACE WATER AT QC 27.3 C, QUEEN CREEK WATERSHED, RESOLUTION PROJECT

MONTGOMERY & ASSOCIATES

605.6\Surface_Water_Baseline_Assessment\PiperDiagrams\Queen_Creek_Sites\Piper_SurfaceWater_QCb_QC273C_g8.grf

Queen Creek Watershed
QC 22.6 E

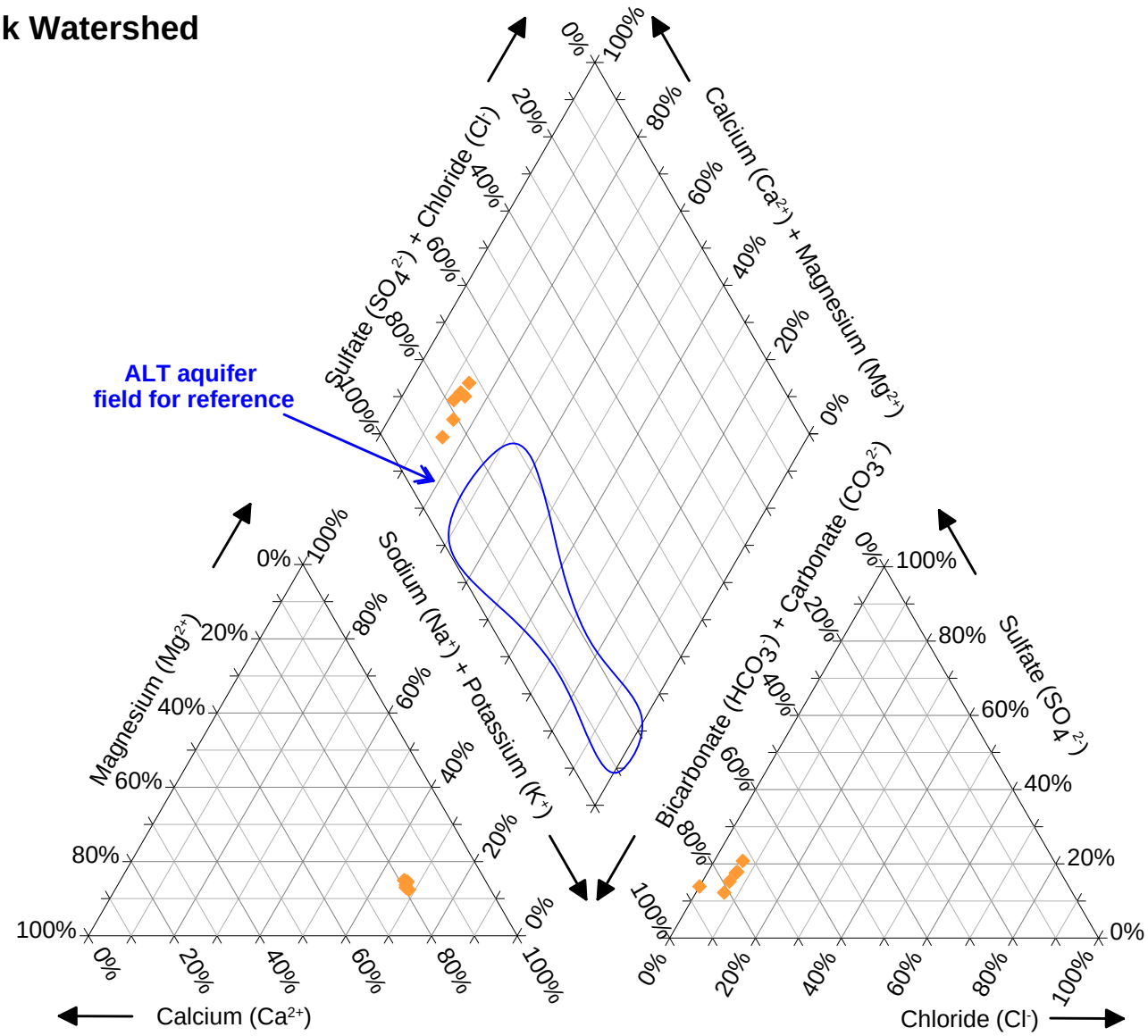

FIGURE 64. TRILINEAR DIAGRAM SHOWING COMMON ION COMPOSITIONS OF SPRING WATER AT QC 22.6 E, QUEEN CREEK WATERSHED, RESOLUTION PROJECT

MONTGOMERY & ASSOCIATES

605.6\Surface_Water_Baseline_Assessment\PiperDiagrams\Queen_Creek_Sites\Piper_SurfaceWater_QCb_QC226E_g8.grf

Queen Creek Watershed
QC 21.7 C

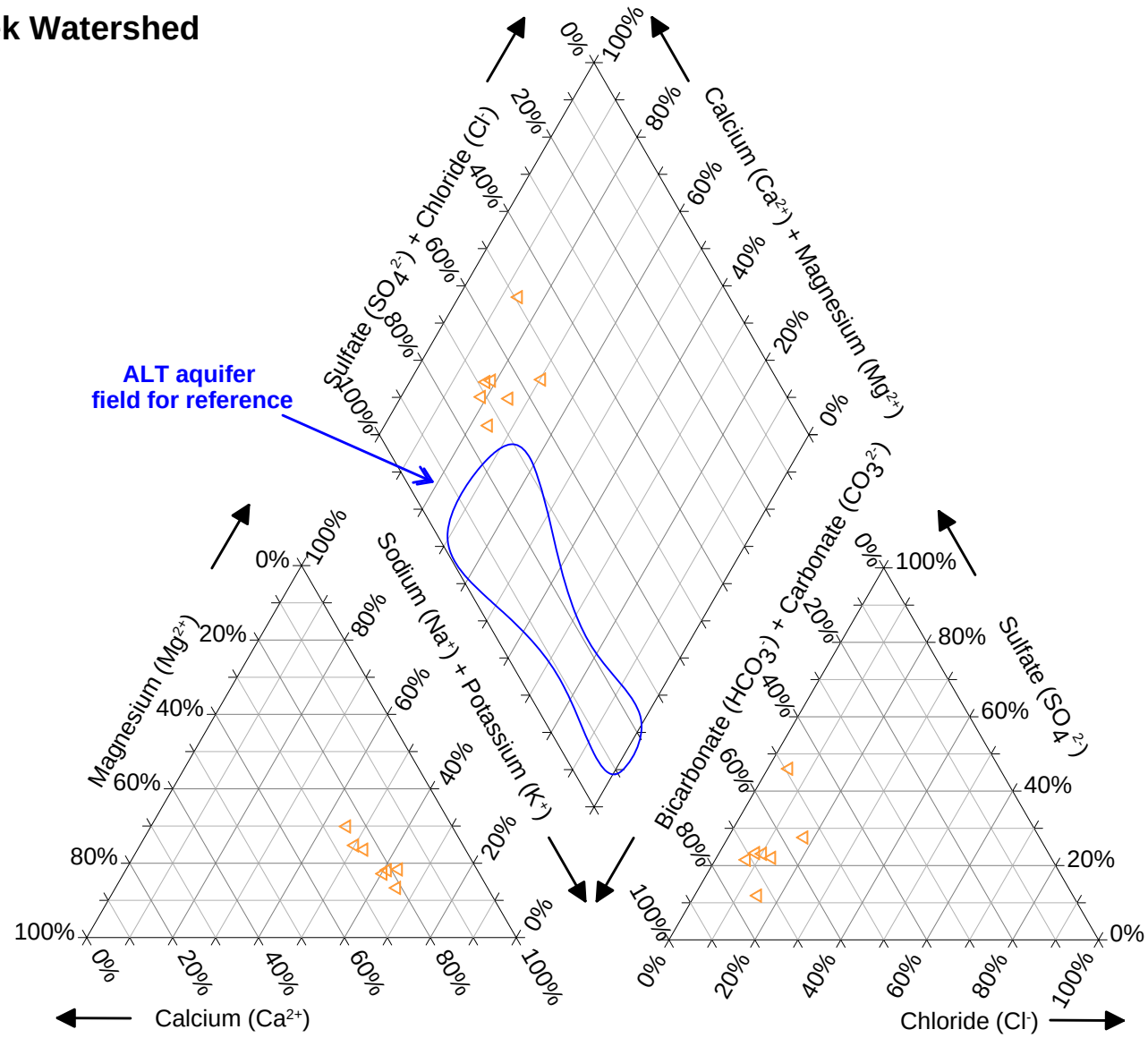

FIGURE 65. TRILINEAR DIAGRAM SHOWING COMMON ION COMPOSITIONS OF SURFACE WATER AT QC 21.7 C, QUEEN CREEK WATERSHED, RESOLUTION PROJECT

MONTGOMERY & ASSOCIATES

605.6\Surface_Water_Baseline_Assessment\PiperDiagrams\Queen_Creek_Sites\Piper_SurfaceWater_QCb_QC217C_g8.grf

Queen Creek Watershed
QC 19.7 C

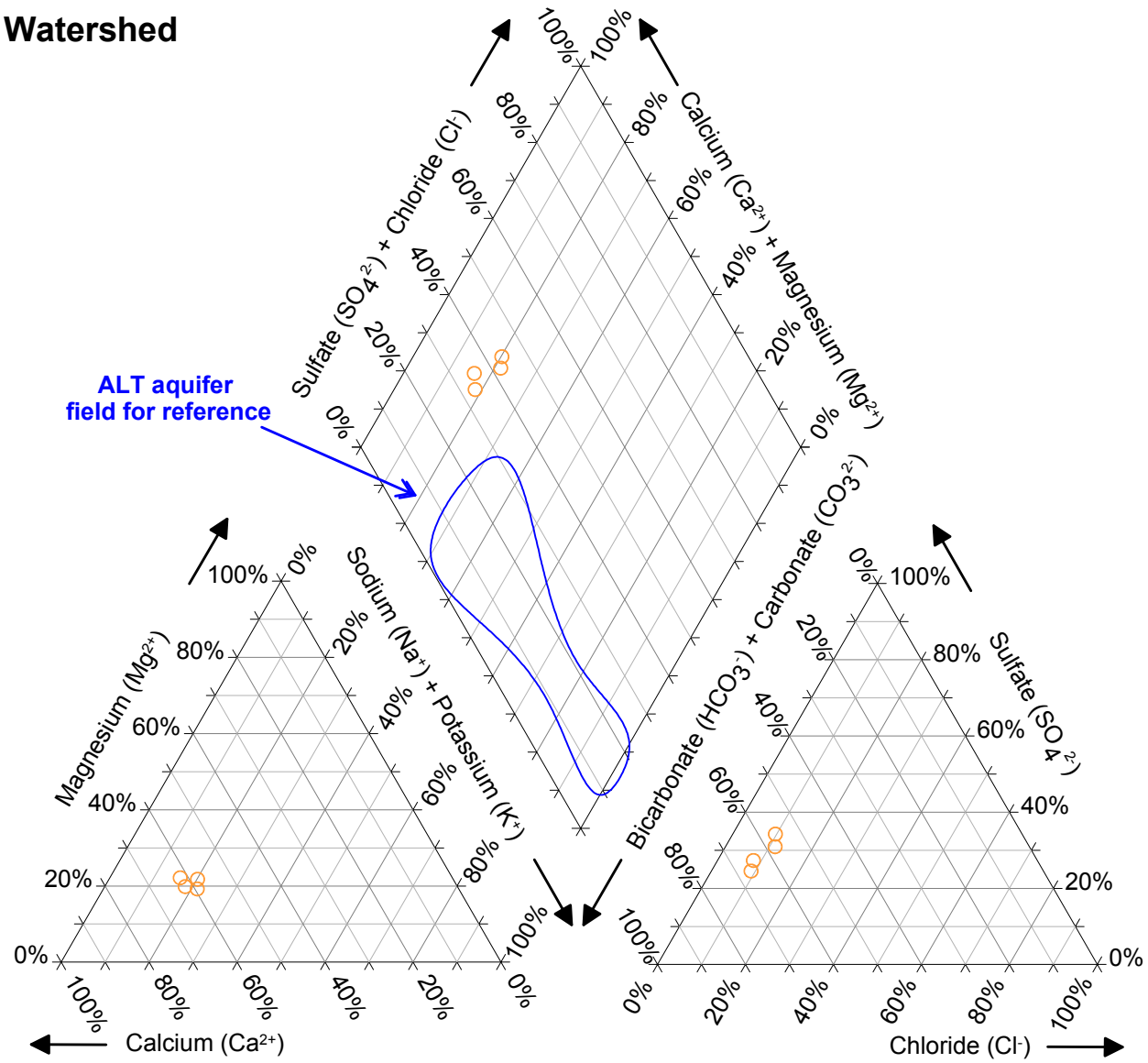

FIGURE 66. TRILINEAR DIAGRAM SHOWING COMMON ION COMPOSITIONS OF SURFACE WATER AT QC 19.7 C, QUEEN CREEK WATERSHED, RESOLUTION PROJECT

MONTGOMERY & ASSOCIATES

605.6\Surface_Water_Baseline_Assessment\PiperDiagrams\Queen_Creek_Sites\Piper_SurfaceWater_QCa_QC197C_g8.grf

Queen Creek Watershed
TC 0.5 C

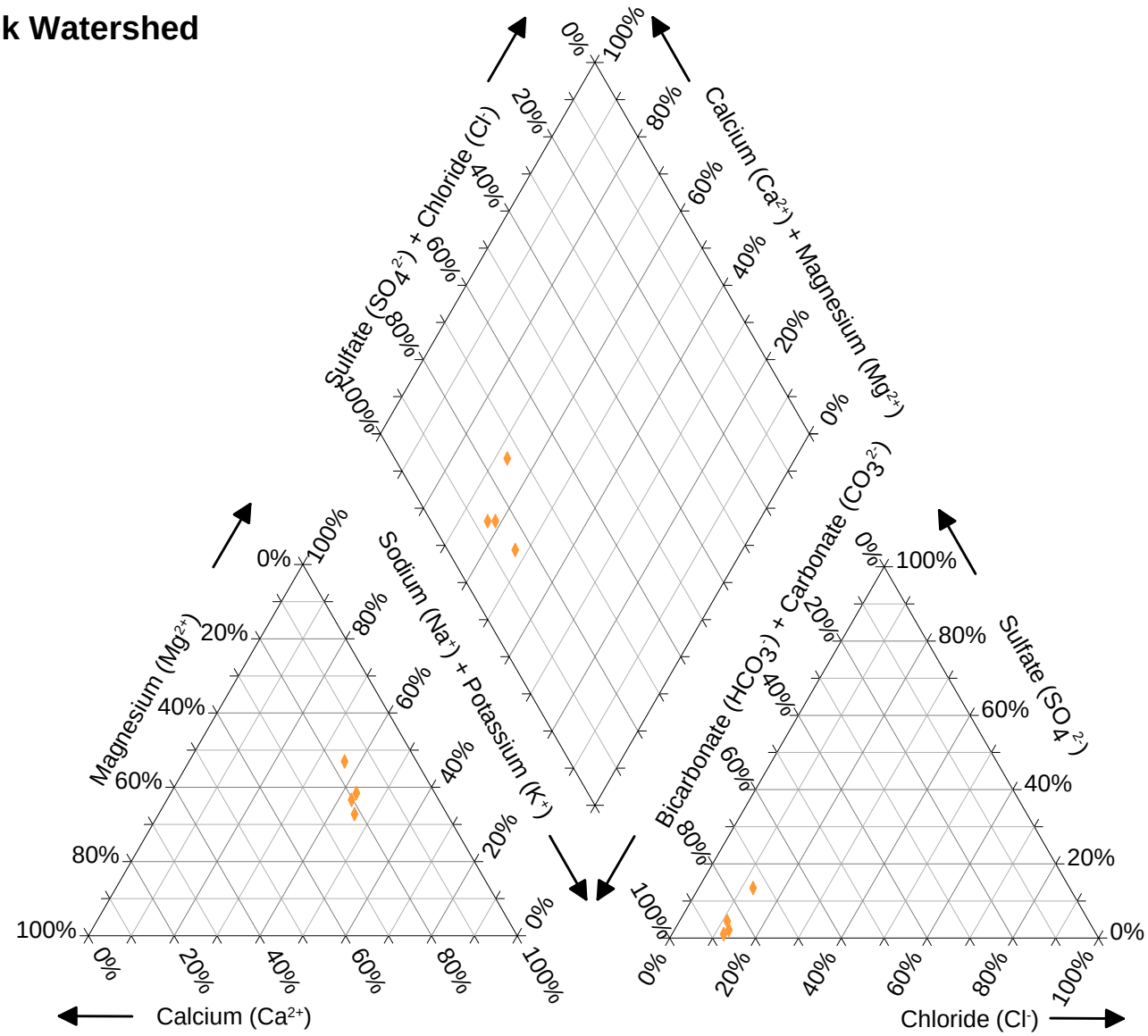

FIGURE 67. TRILINEAR DIAGRAM SHOWING COMMON ION COMPOSITIONS OF SURFACE WATER AT TC 0.5 C, QUEEN CREEK WATERSHED, RESOLUTION PROJECT

MONTGOMERY & ASSOCIATES

605.6\Surface_Water_Baseline_Assessment\PiperDiagrams\Queen_Creek_Sites\Piper_SurfaceWater_QCb_TC05C_g8.grf

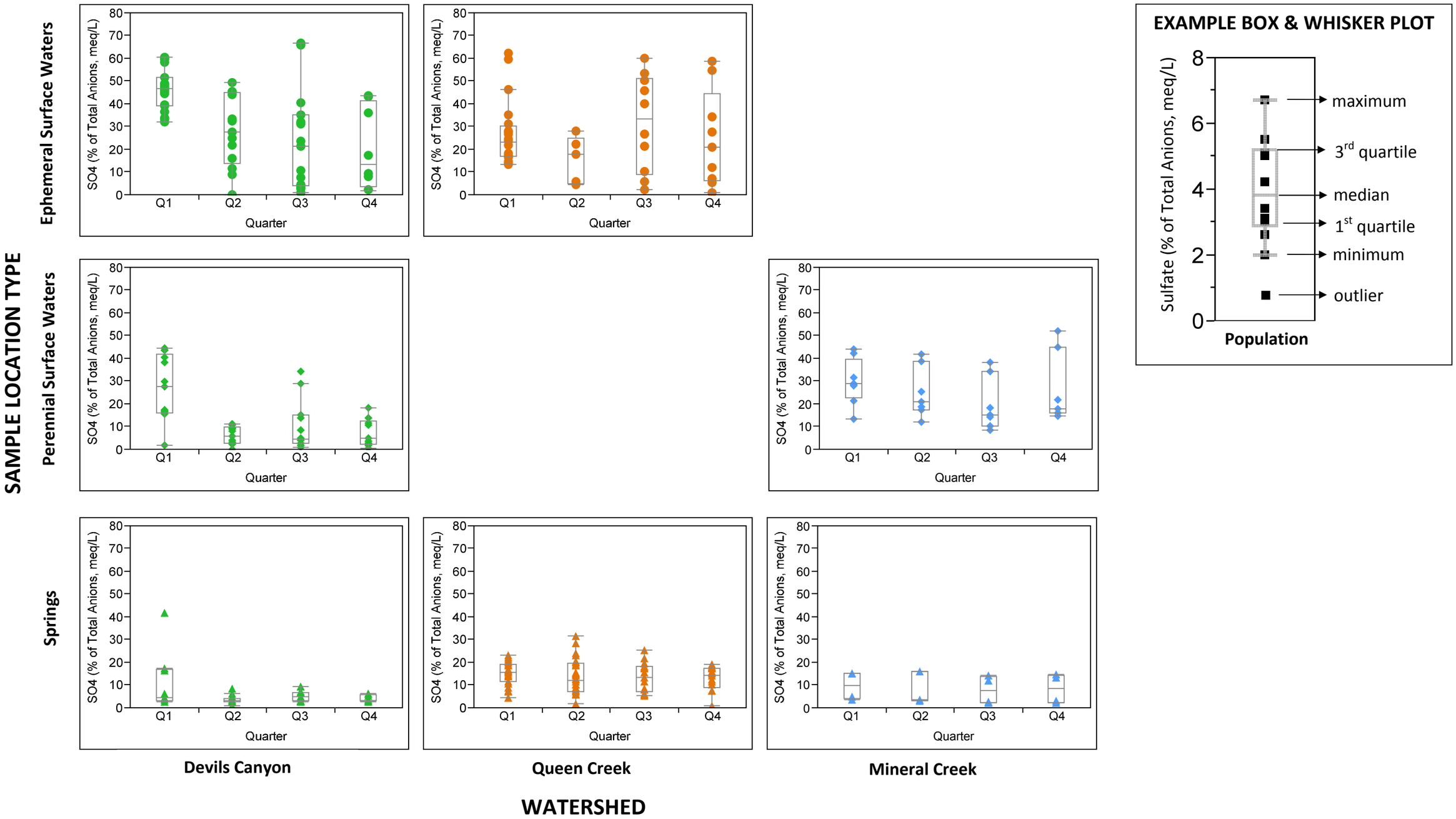

FIGURE 68. BOX & WHISKER PLOTS SHOWING SEASONAL PATTERNS IN SULFATE CONTENT FROM SURFACE WATERS AND SPRINGS
RESOLUTION PROJECT

MONTGOMERY & ASSOCIATES

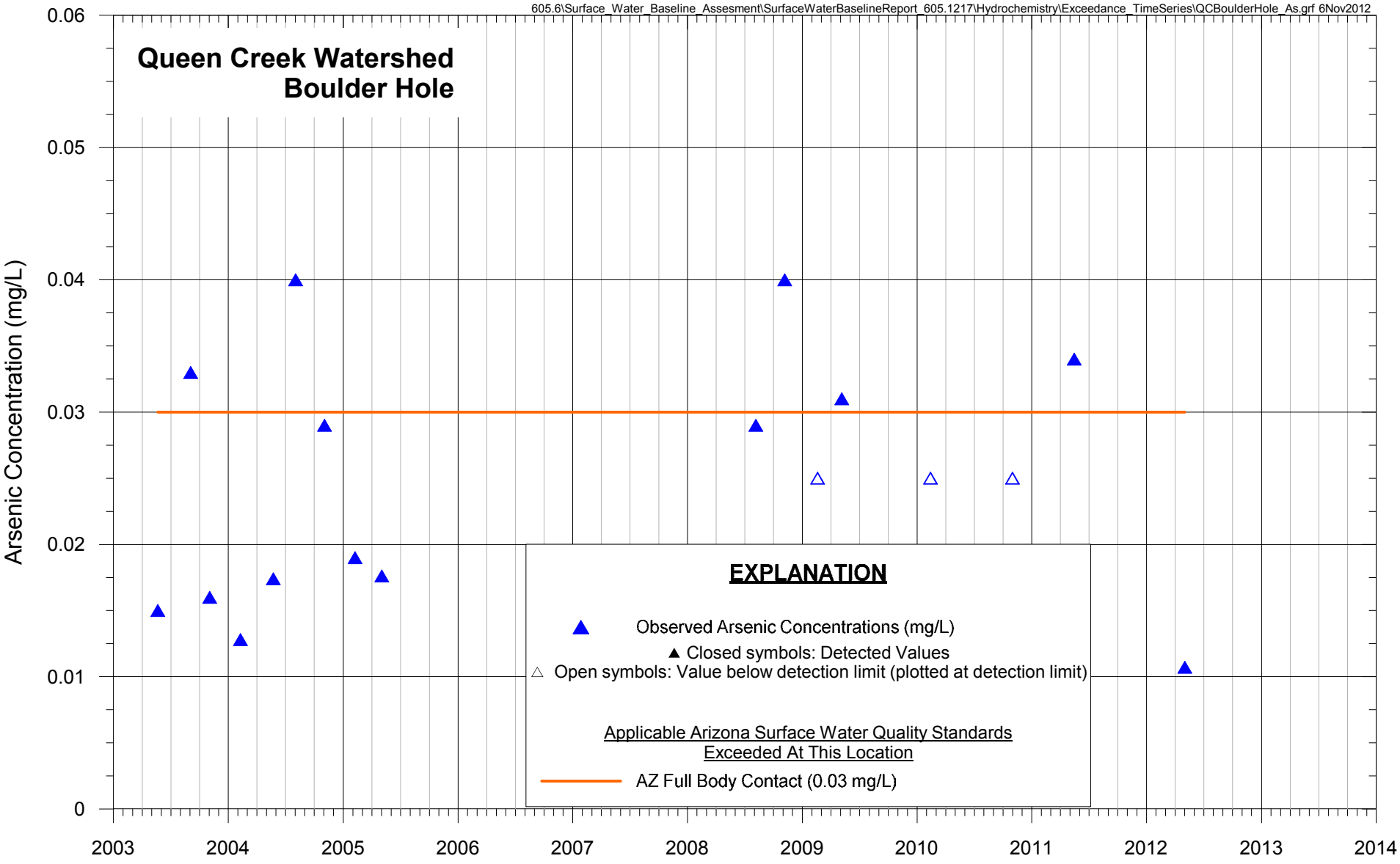

FIGURE 69. ARSENIC CONCENTRATIONS OBSERVED IN SPRING WATER AT BOULDER HOLE AND EXCEEDED ARIZONA SURFACE WATER QUALITY STANDARD QUEEN CREEK WATERSHED, RESOLUTION PROJECT

MONTGOMERY & ASSOCIATES

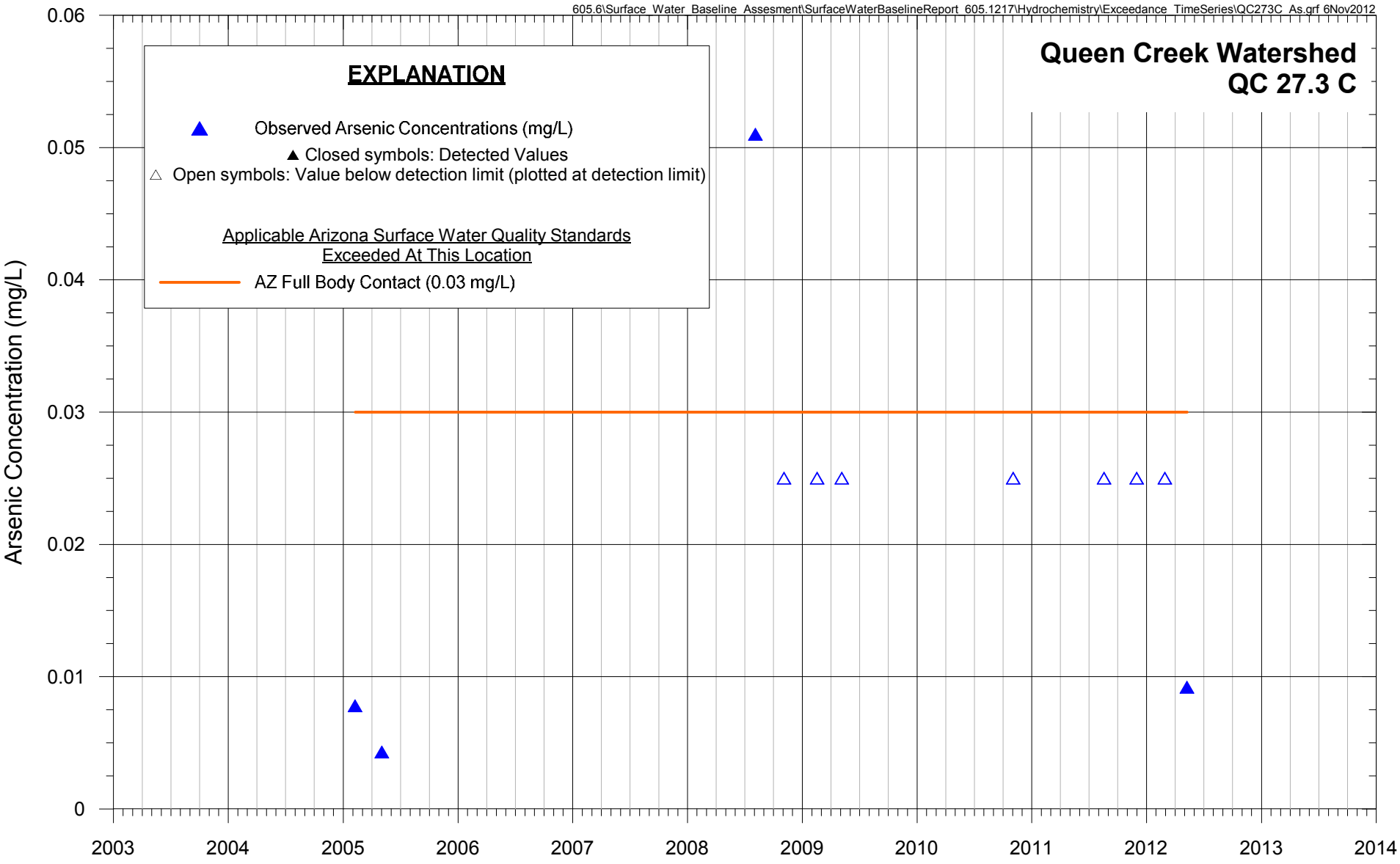

FIGURE 70. ARSENIC CONCENTRATIONS OBSERVED IN SURFACE WATER AT QC 27.3 C AND EXCEEDED ARIZONA SURFACE WATER QUALITY STANDARD QUEEN CREEK WATERSHED, RESOLUTION PROJECT

MONTGOMERY & ASSOCIATES

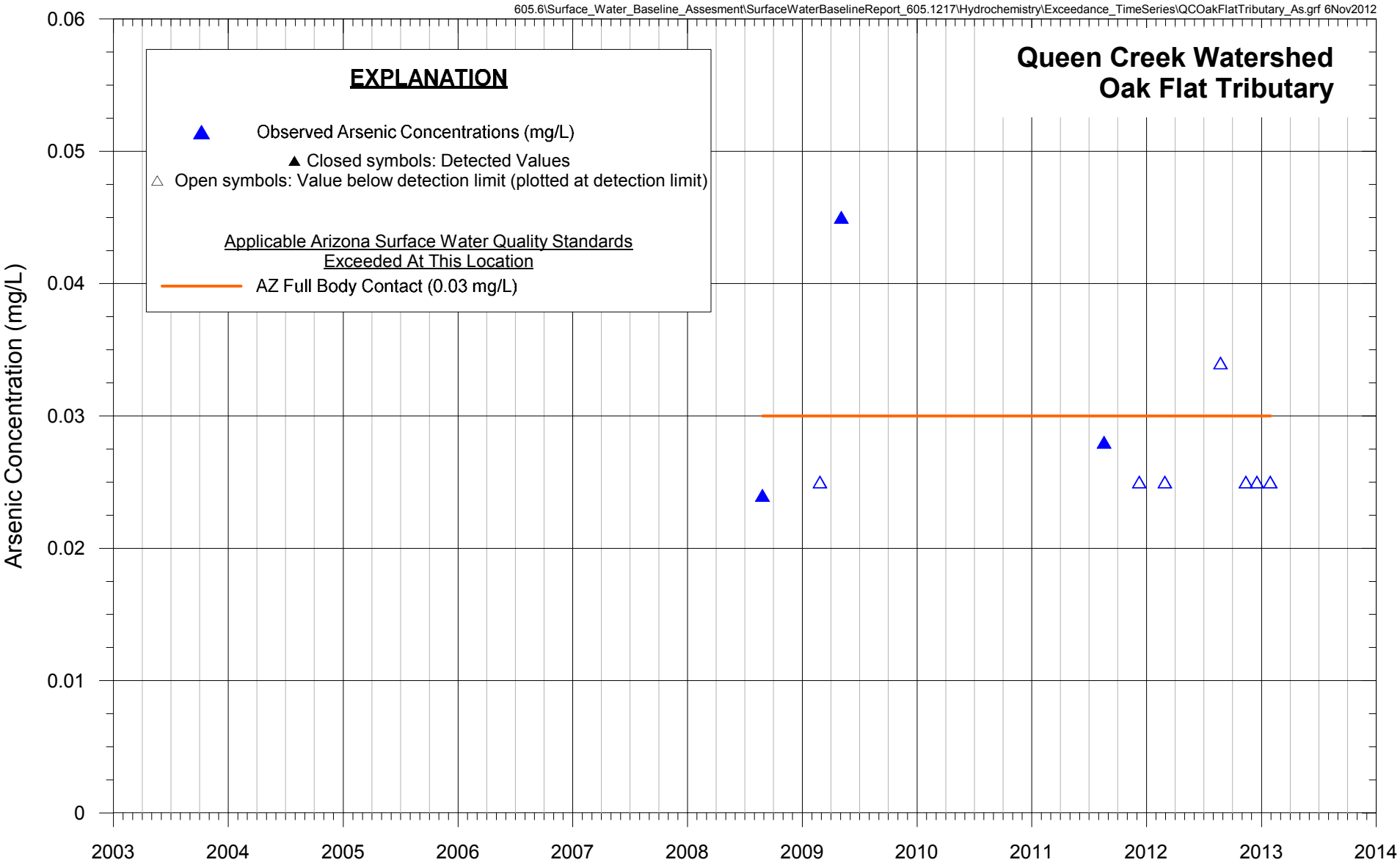

FIGURE 71. ARSENIC CONCENTRATIONS OBSERVED IN SURFACE WATER AT OAK FLAT TRIBUTARY AND EXCEEDED ARIZONA SURFACE WATER QUALITY STANDARDS QUEEN CREEK WATERSHED, RESOLUTION PROJECT

MONTGOMERY & ASSOCIATES

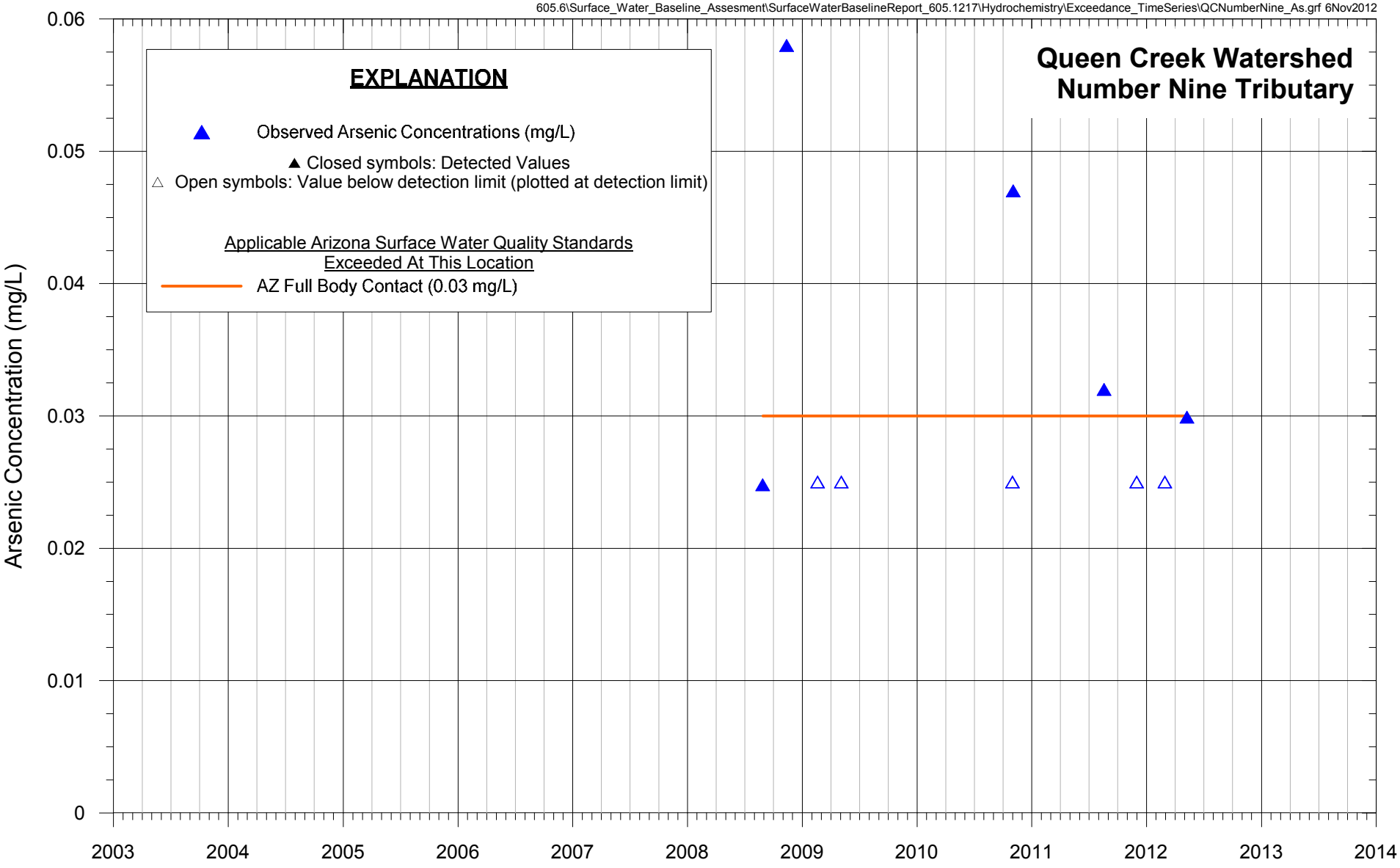

FIGURE 72. ARSENIC CONCENTRATIONS OBSERVED IN SURFACE WATER AT NUMBER NINE TRIBUTARY AND EXCEEDED ARIZONA SURFACE WATER QUALITY STANDARD QUEEN CREEK WATERSHED, RESOLUTION PROJECT

MONTGOMERY & ASSOCIATES

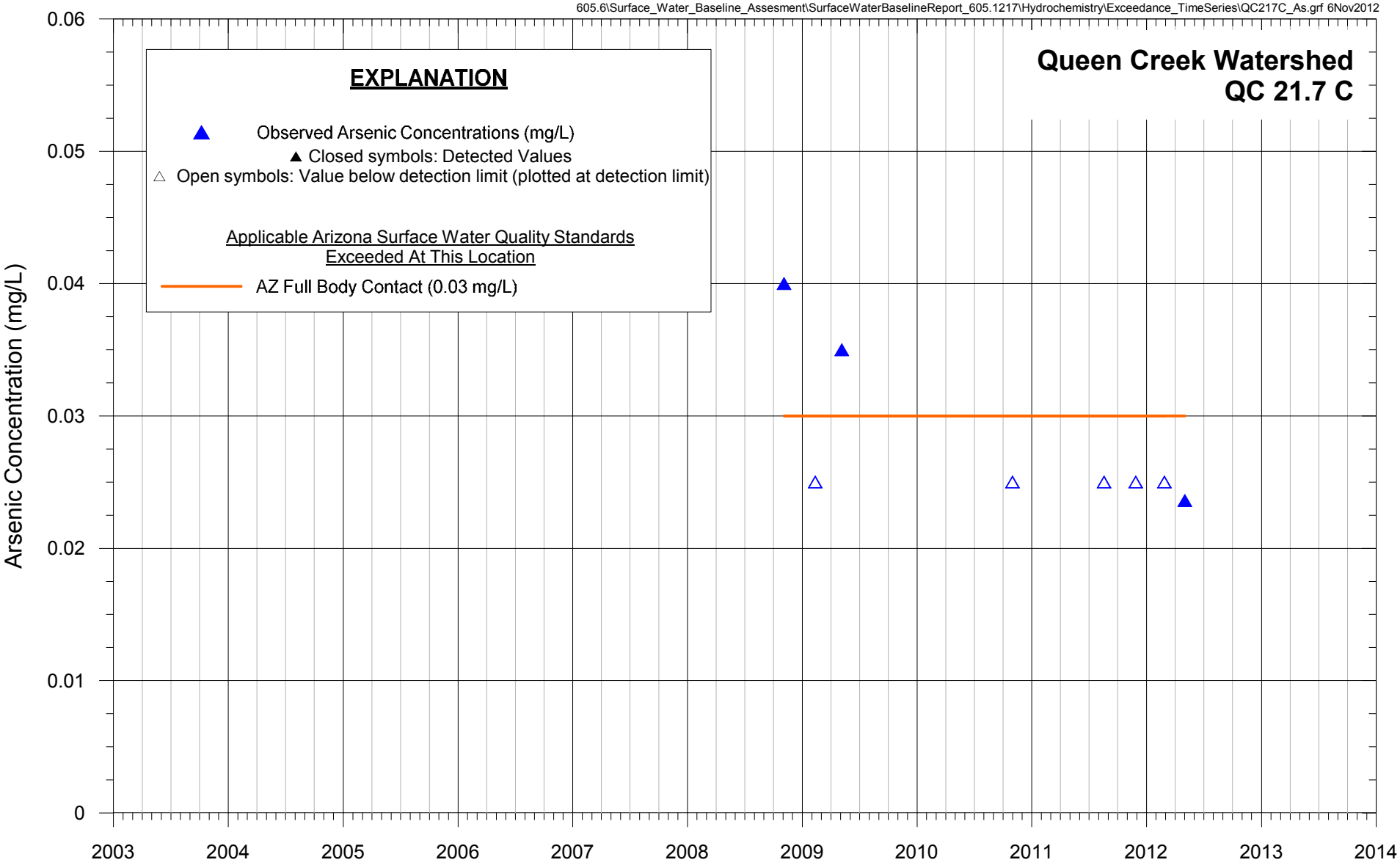

FIGURE 73. ARSENIC CONCENTRATIONS OBSERVED IN SURFACE WATER AT QC 21.7 C AND EXCEEDED ARIZONA SURFACE WATER QUALITY STANDARD QUEEN CREEK WATERSHED, RESOLUTION PROJECT

MONTGOMERY & ASSOCIATES

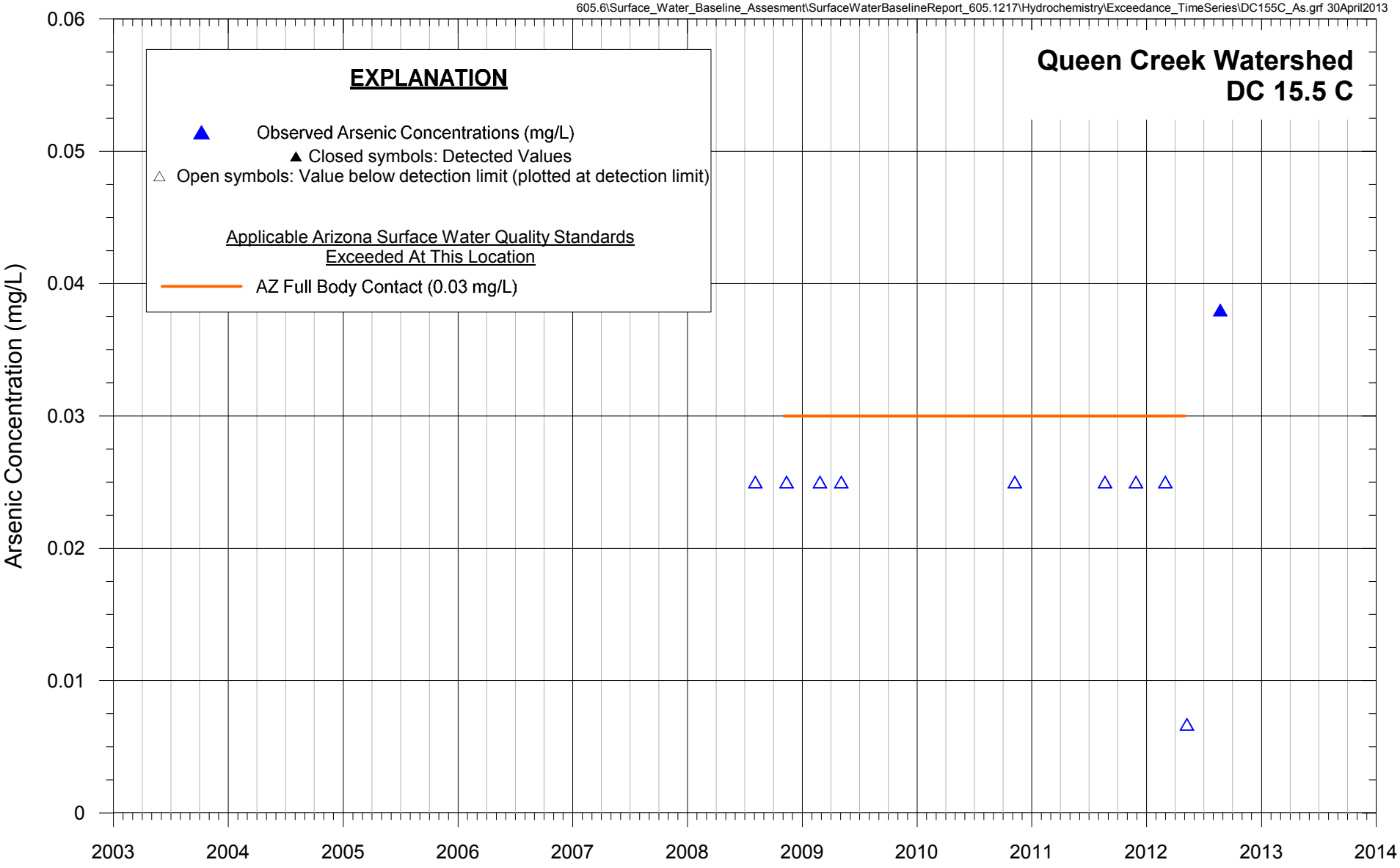

FIGURE 74. ARSENIC CONCENTRATIONS OBSERVED IN SURFACE WATER AT DC 15.5 C AND EXCEEDED ARIZONA SURFACE WATER QUALITY STANDARD QUEEN CREEK WATERSHED, RESOLUTION PROJECT

MONTGOMERY & ASSOCIATES

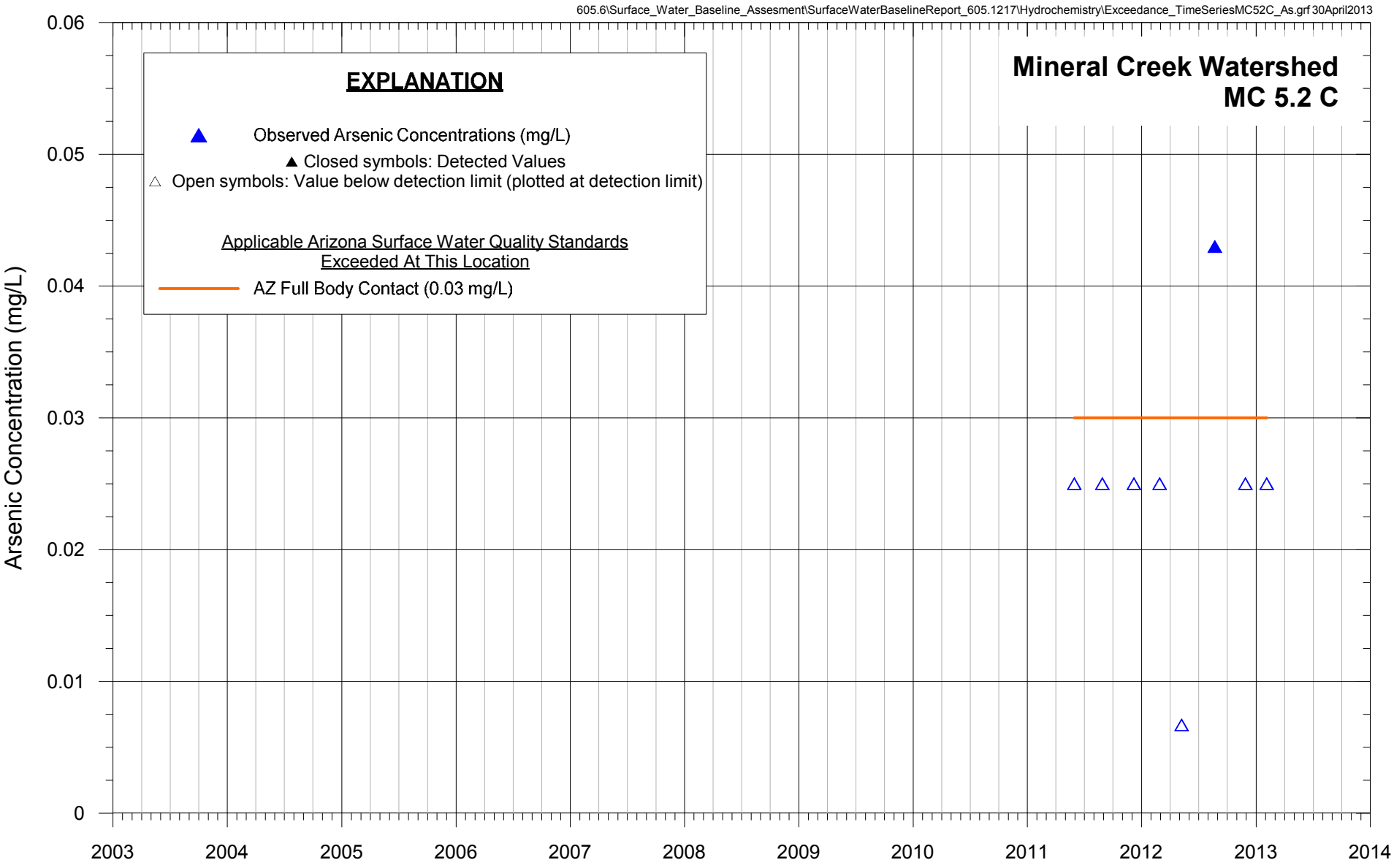

FIGURE 75. ARSENIC CONCENTRATIONS OBSERVED IN SURFACE WATER AT MC 5.2 C AND EXCEEDED ARIZONA SURFACE WATER QUALITY STANDARD MINERAL CREEK WATERSHED, RESOLUTION PROJECT

MONTGOMERY & ASSOCIATES

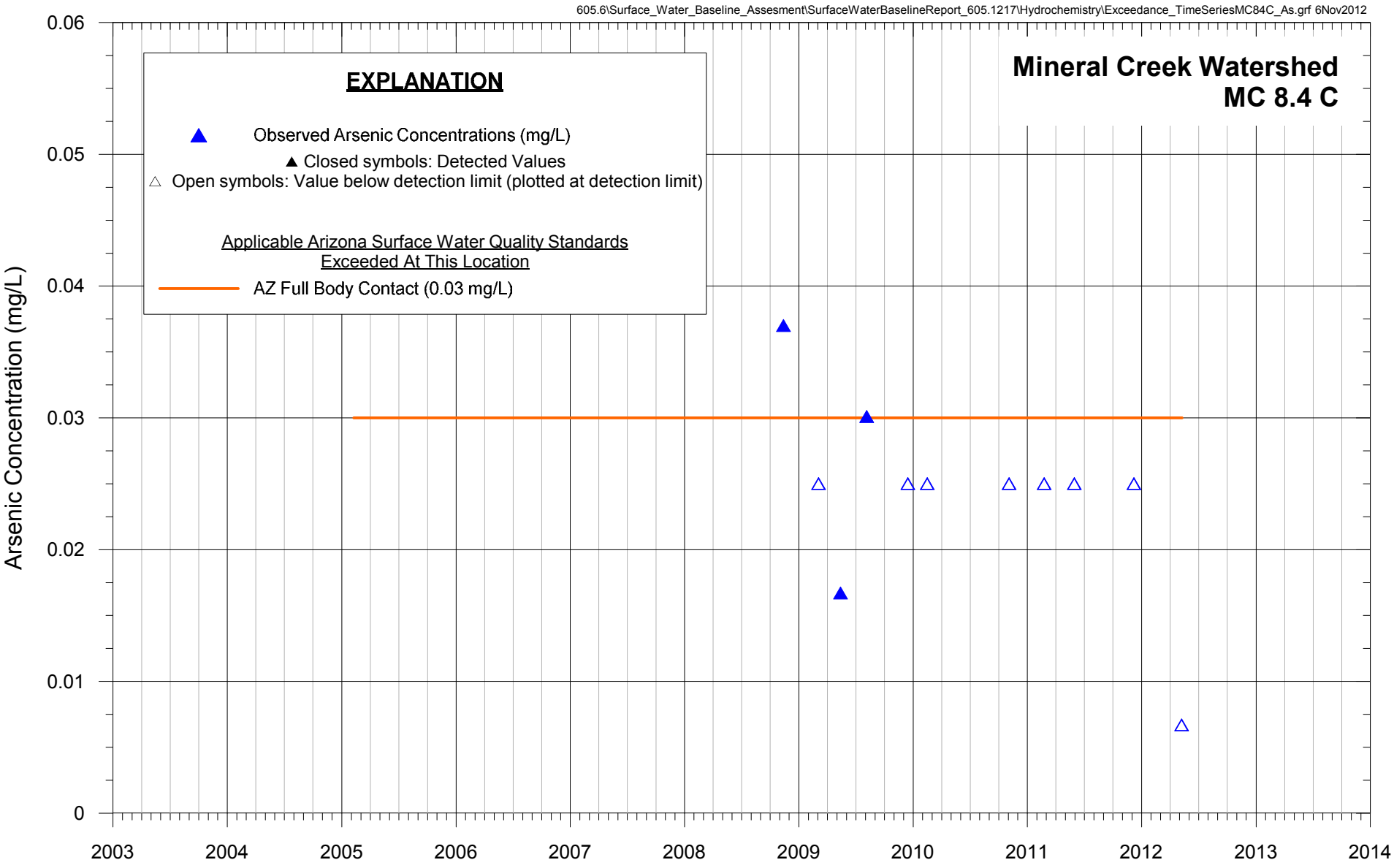

FIGURE 76. ARSENIC CONCENTRATIONS OBSERVED IN SURFACE WATER AT MC 8.4 C AND EXCEEDED ARIZONA SURFACE WATER QUALITY STANDARD MINERAL CREEK WATERSHED, RESOLUTION PROJECT

MONTGOMERY & ASSOCIATES

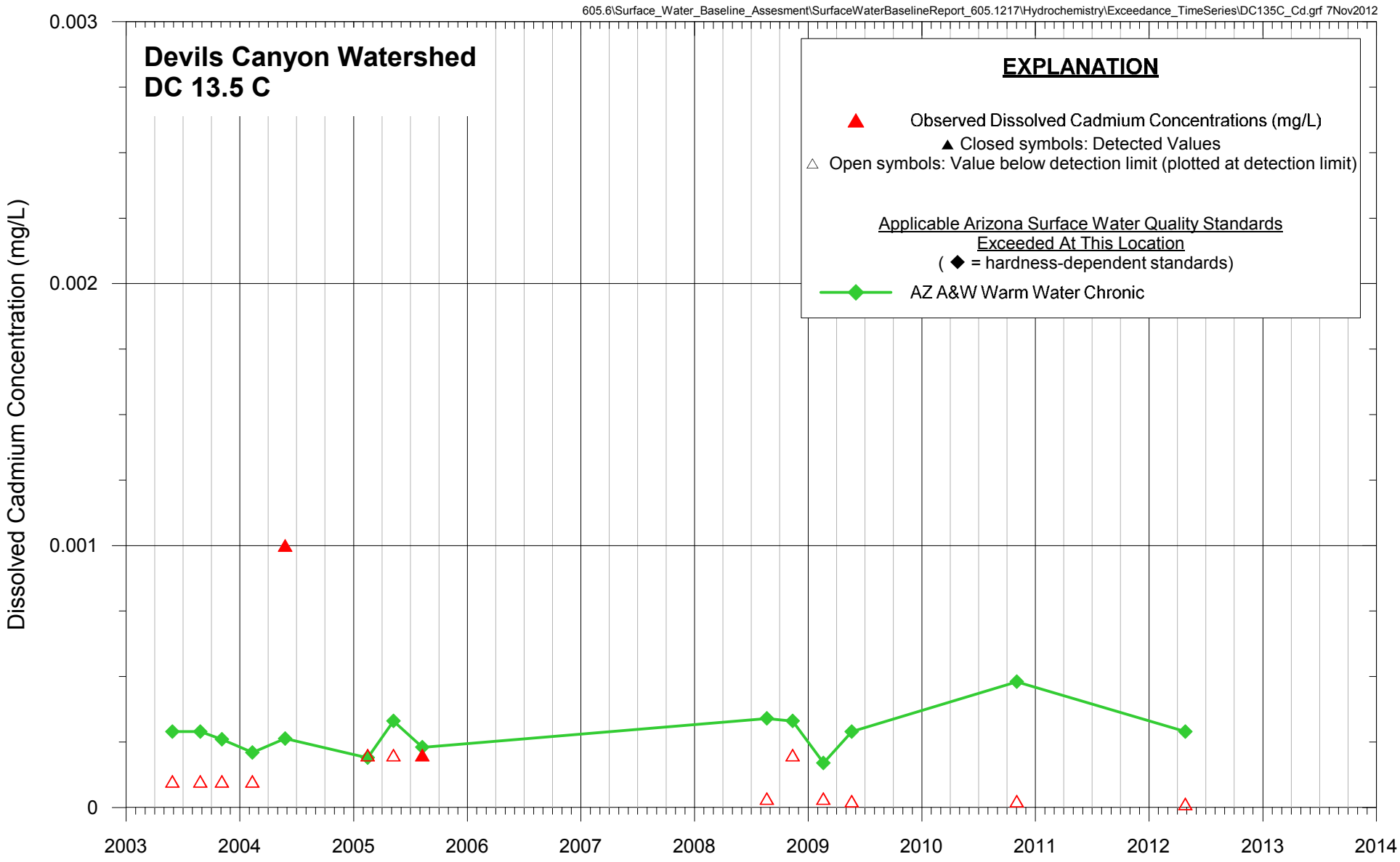

FIGURE 77. DISSOLVED CADMIUM CONCENTRATIONS OBSERVED IN SURFACE WATER AT DC 13.5 C AND EXCEEDED ARIZONA SURFACE WATER QUALITY STANDARD DEVILS CANYON WATERSHED, RESOLUTION PROJECT

MONTGOMERY & ASSOCIATES

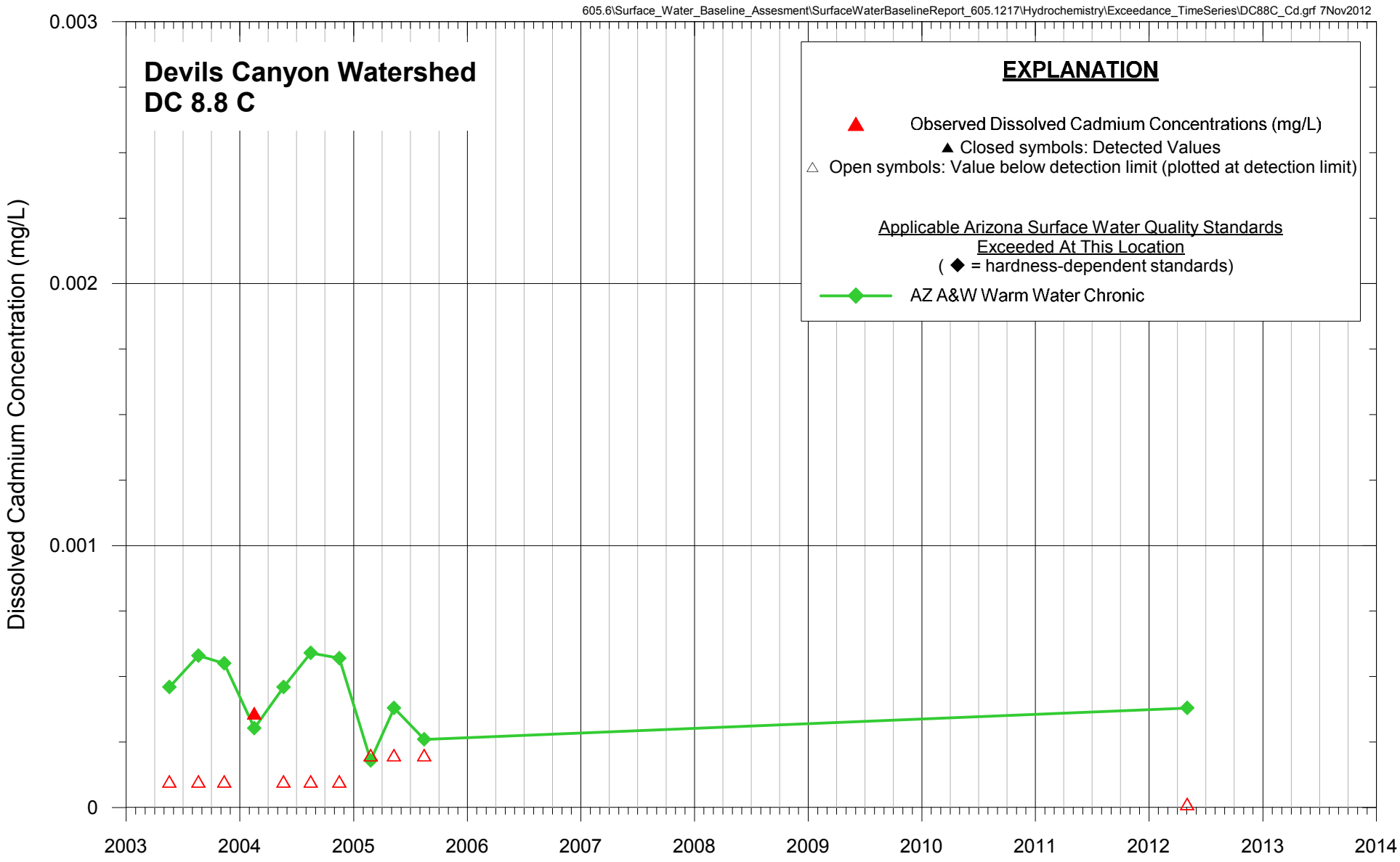

FIGURE 78. DISSOLVED CADMIUM CONCENTRATIONS OBSERVED IN SURFACE WATER AT DC 8.8 C AND EXCEEDED ARIZONA SURFACE WATER QUALITY STANDARD DEVILS CANYON WATERSHED, RESOLUTION PROJECT

MONTGOMERY & ASSOCIATES

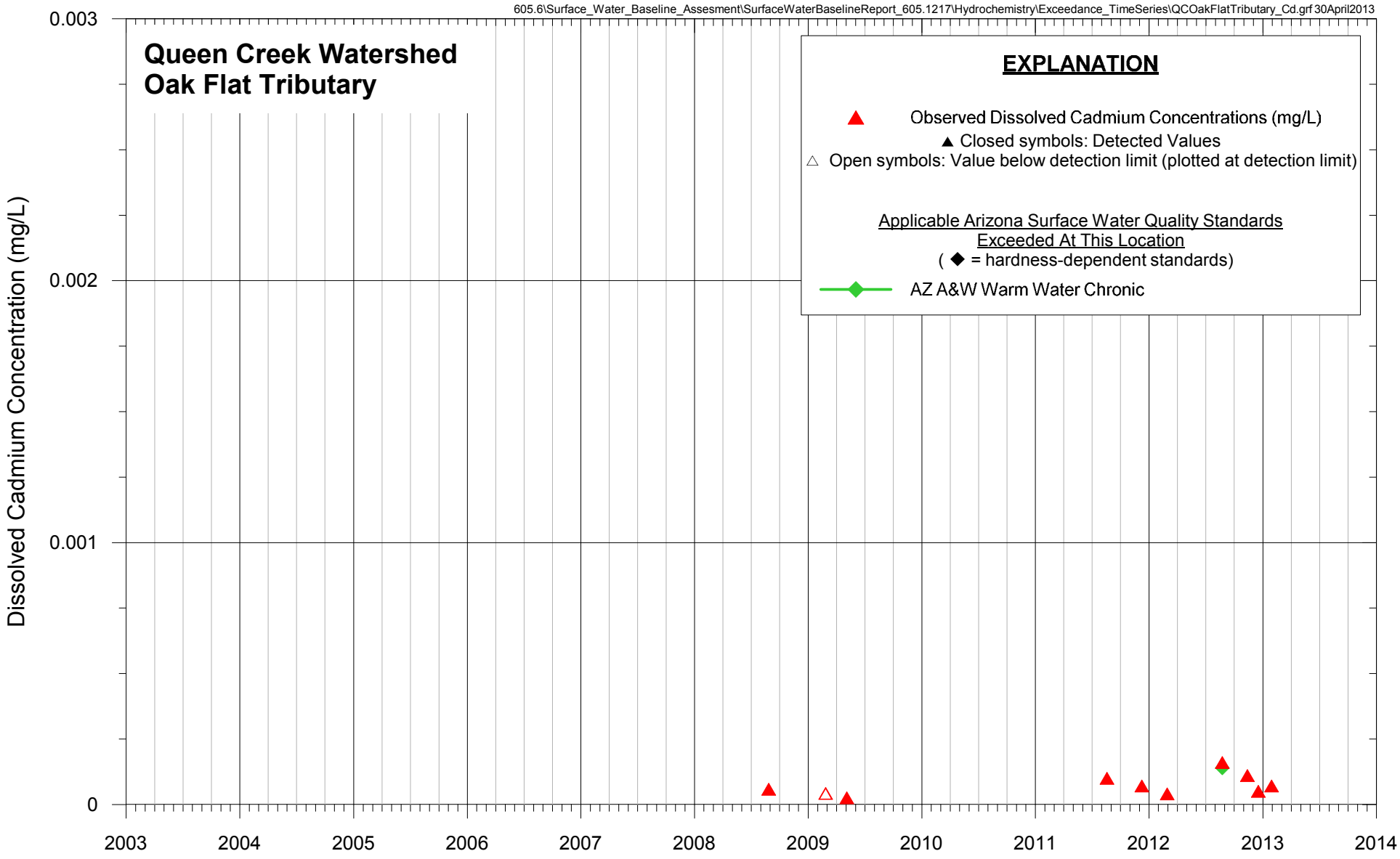

FIGURE 79. DISSOLVED CADMIUM CONCENTRATIONS OBSERVED IN SURFACE WATER AT OAK FLAT TRIBUTARY AND EXCEEDED ARIZONA SURFACE WATER QUALITY STANDARD DEVILS CANYON WATERSHED, RESOLUTION PROJECT

MONTGOMERY & ASSOCIATES

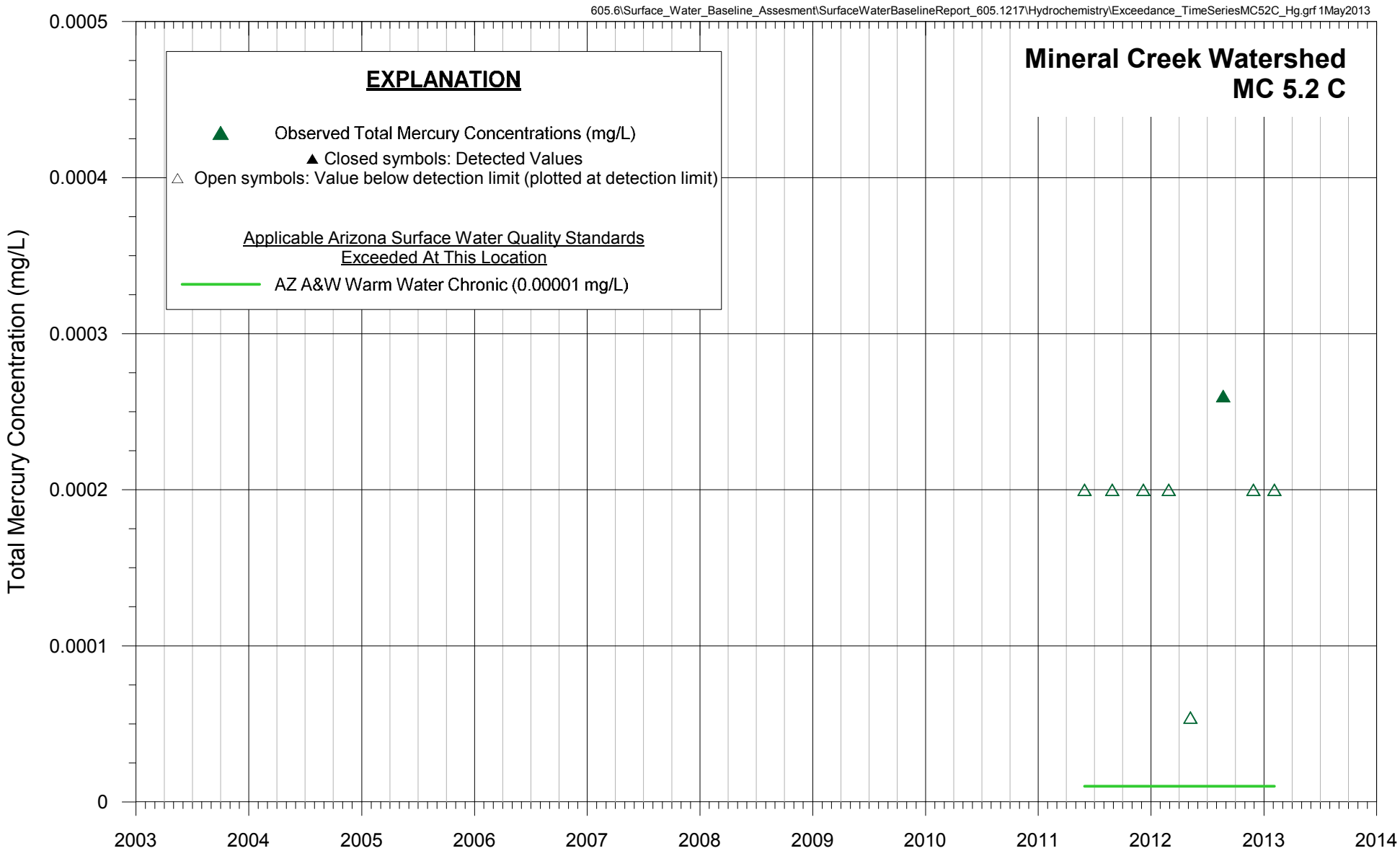

FIGURE 80. TOTAL MERCURY CONCENTRATIONS OBSERVED IN SURFACE WATER AT MC 5.2 C AND EXCEEDED ARIZONA SURFACE WATER QUALITY STANDARD DEVILS CANYON WATERSHED, RESOLUTION PROJECT

MONTGOMERY & ASSOCIATES

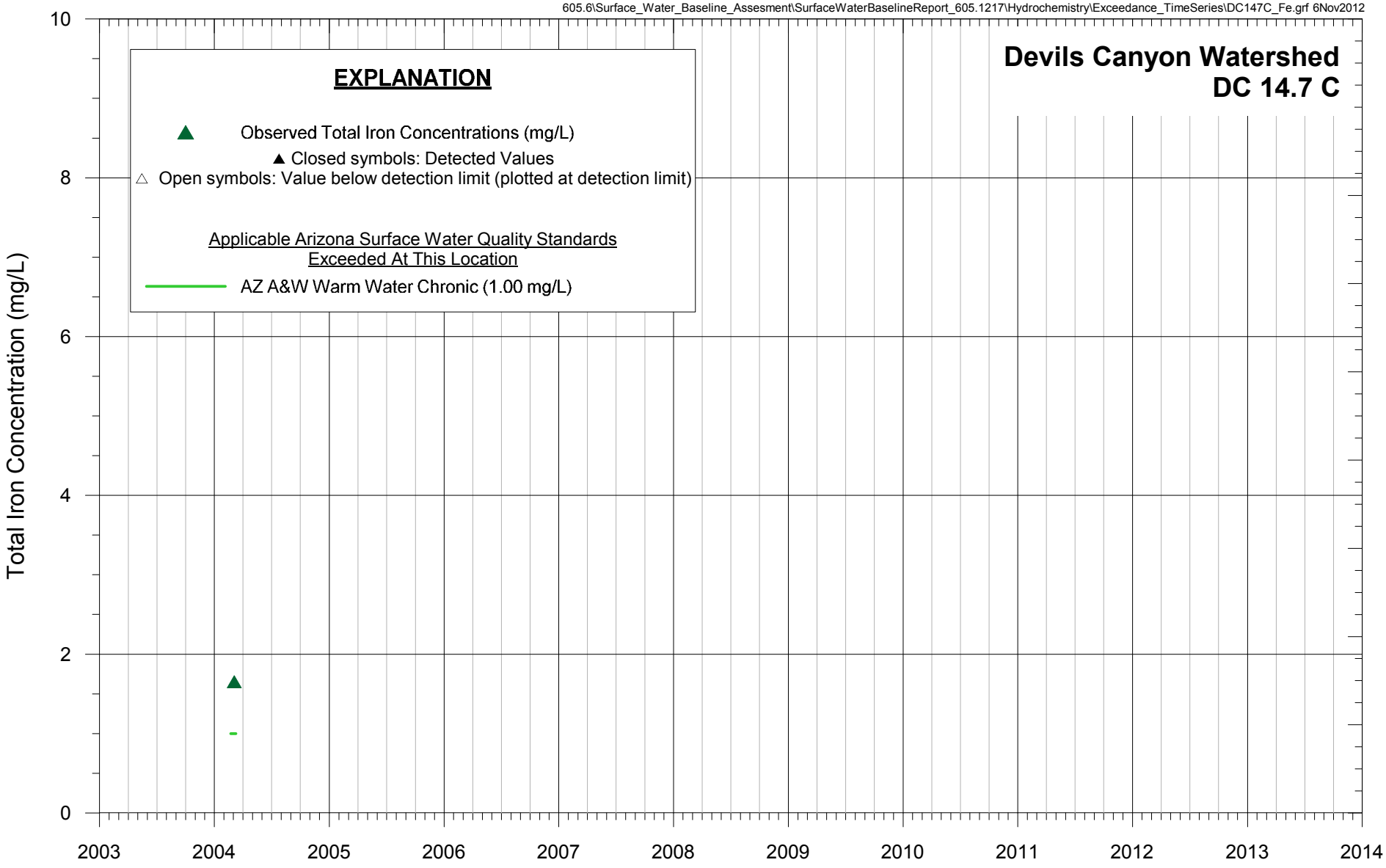

FIGURE 81. TOTAL IRON CONCENTRATIONS OBSERVED IN SURFACE WATER AT DC 14.7 C AND EXCEEDED ARIZONA SURFACE WATER QUALITY STANDARD DEVILS CANYON WATERSHED, RESOLUTION PROJECT

MONTGOMERY & ASSOCIATES

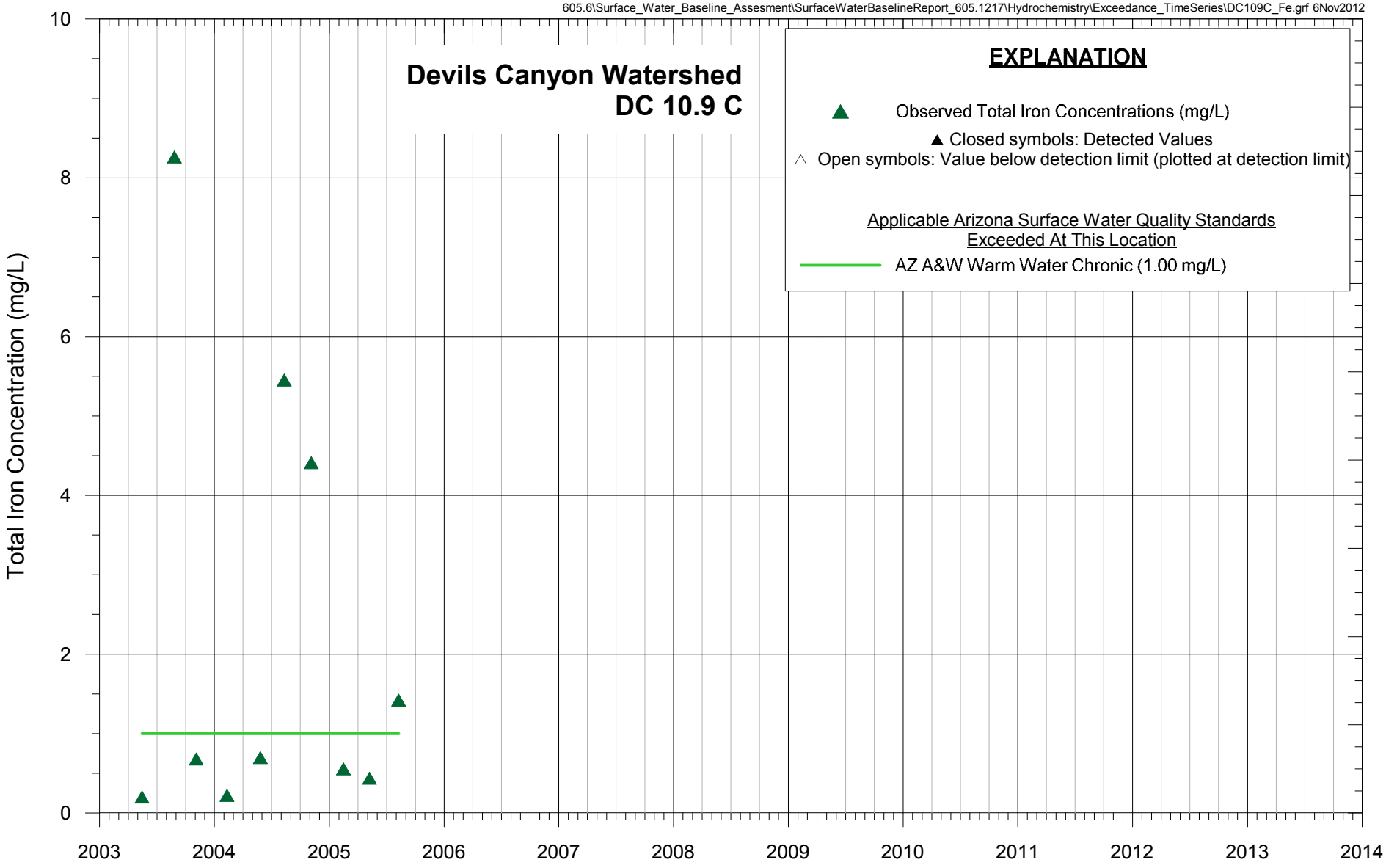

FIGURE 82. TOTAL IRON CONCENTRATIONS OBSERVED IN SURFACE WATER AT DC 10.9 C AND EXCEEDED ARIZONA SURFACE WATER QUALITY STANDARD DEVILS CANYON WATERSHED, RESOLUTION PROJECT

MONTGOMERY & ASSOCIATES

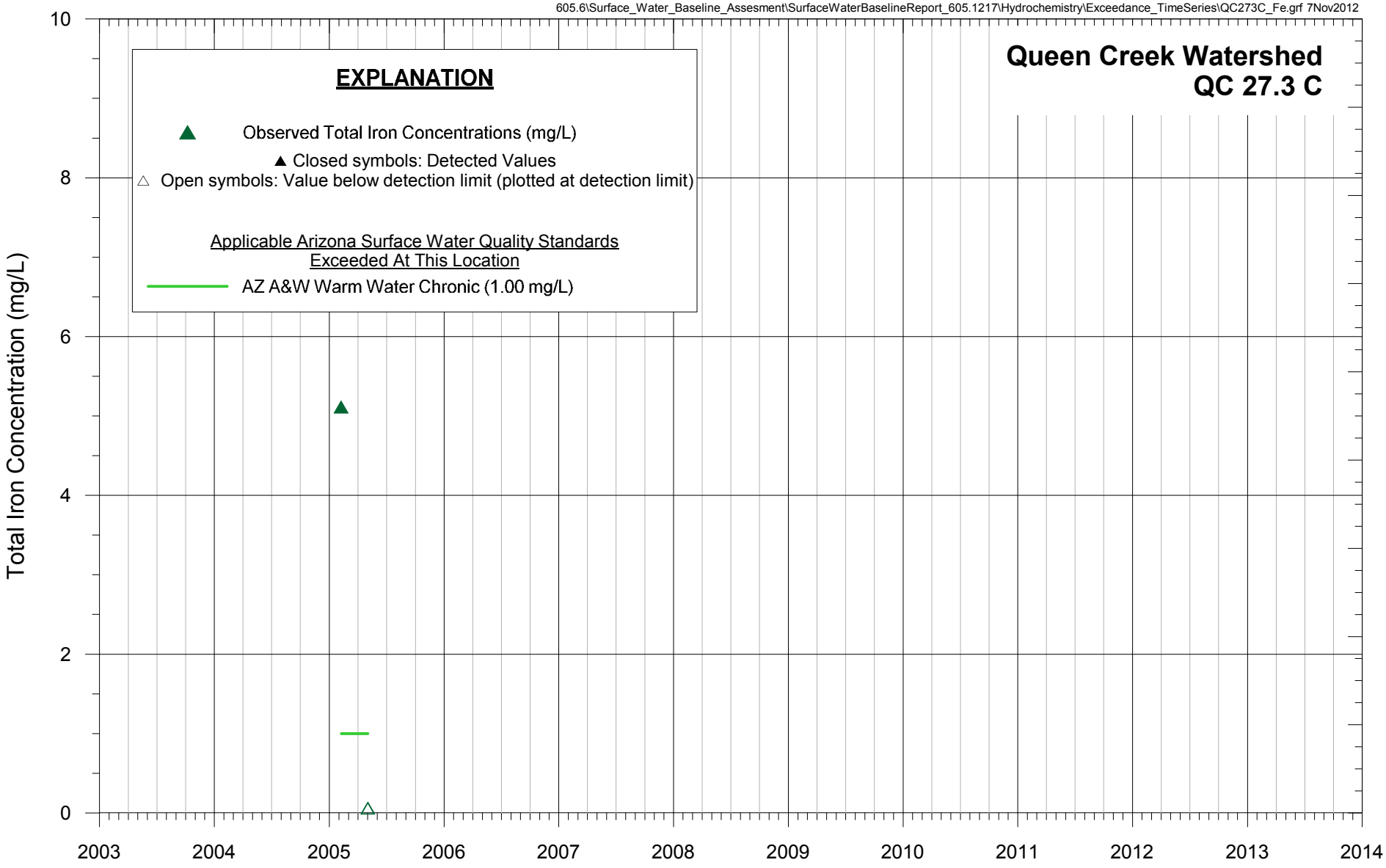

FIGURE 83. TOTAL IRON CONCENTRATIONS OBSERVED IN SURFACE WATER AT QC 27.3 C AND EXCEEDED ARIZONA SURFACE WATER QUALITY STANDARD QUEEN CREEK WATERSHED, RESOLUTION PROJECT

MONTGOMERY & ASSOCIATES

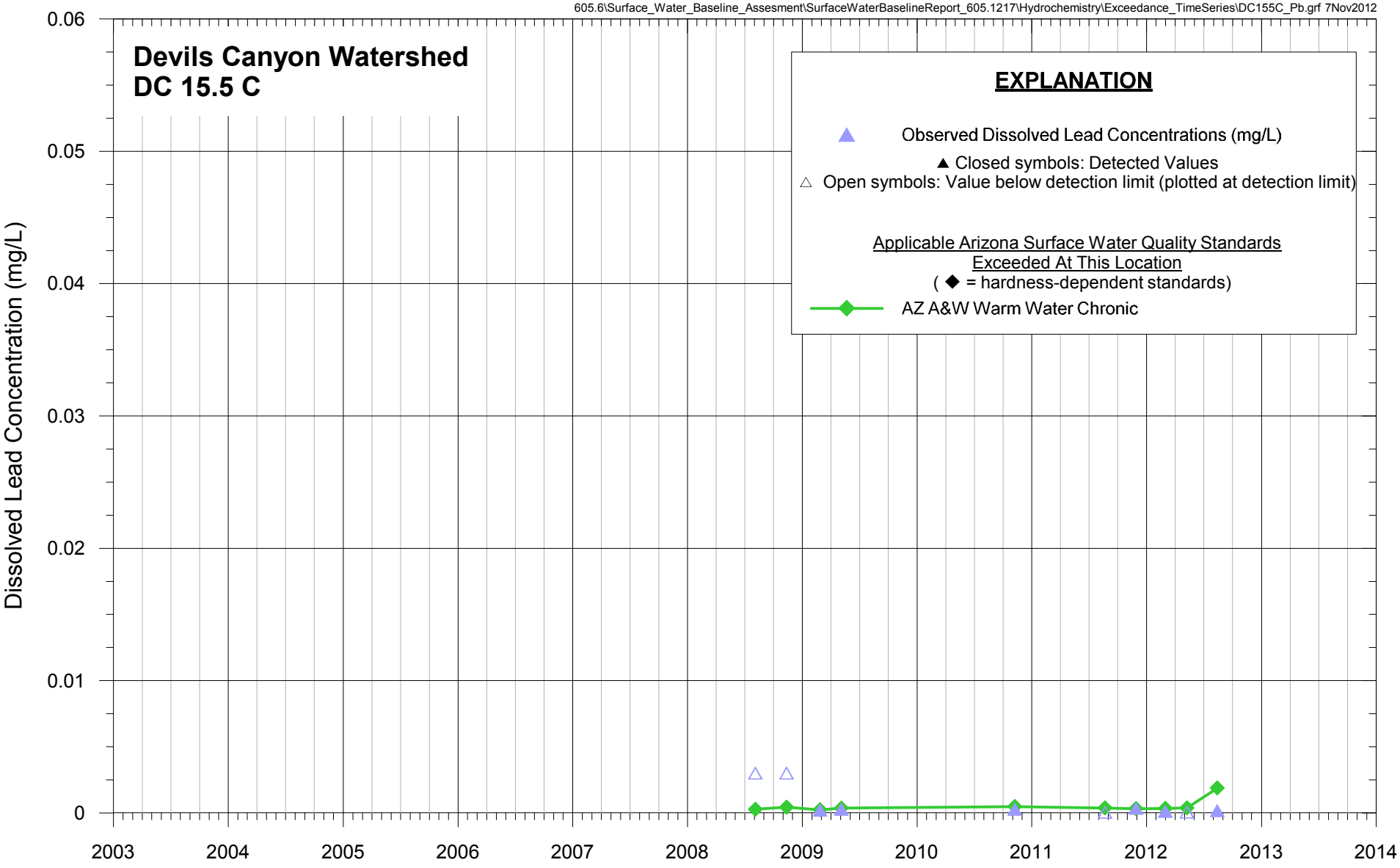

FIGURE 84. DISSOLVED LEAD CONCENTRATIONS OBSERVED IN SURFACE WATER AT DC 15.5 C AND EXCEEDED ARIZONA SURFACE WATER QUALITY STANDARD DEVILS CANYON WATERSHED, RESOLUTION PROJECT

MONTGOMERY & ASSOCIATES

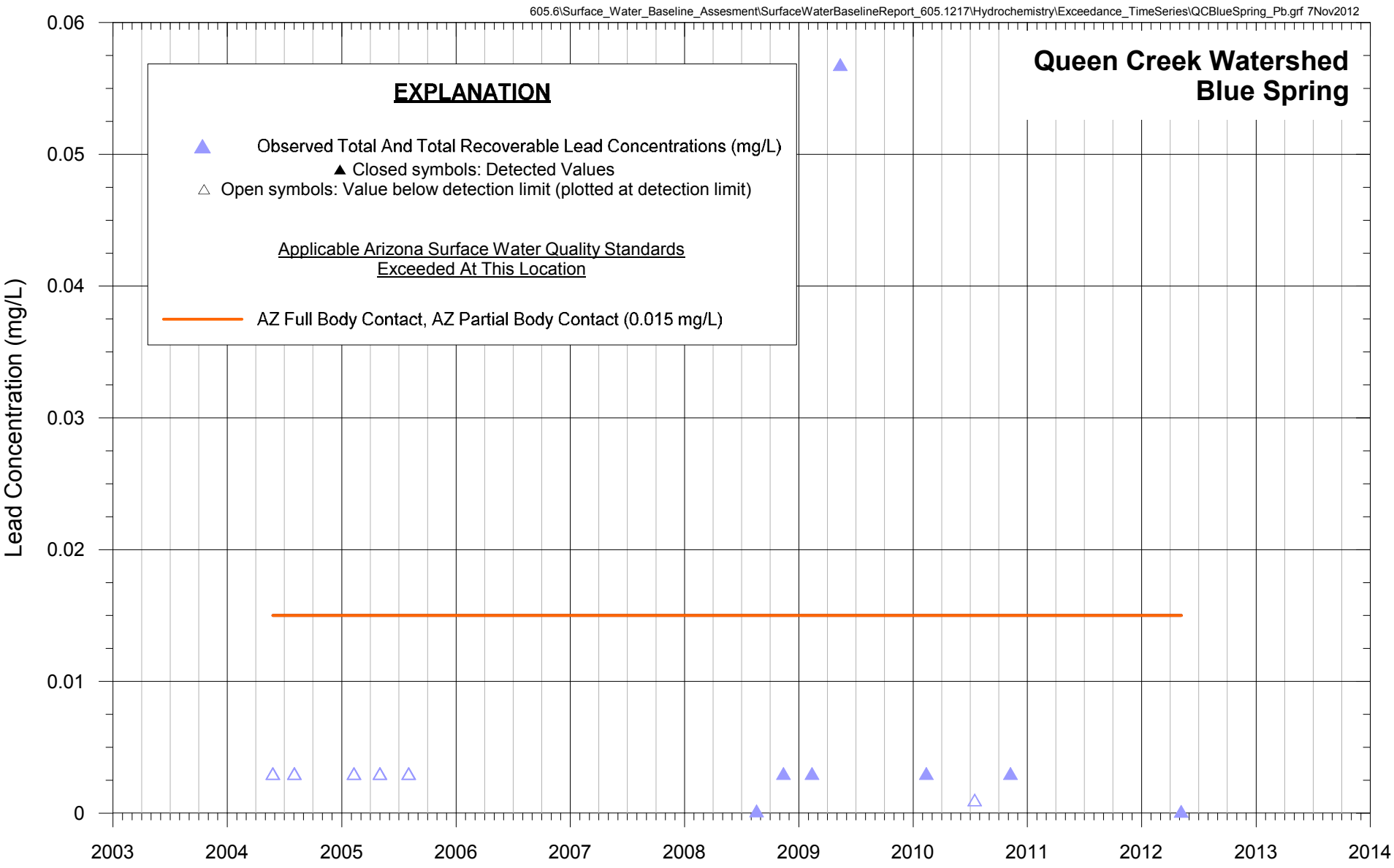

FIGURE 85. TOTAL AND TOTAL RECOVERABLE LEAD CONCENTRATIONS OBSERVED IN SPRING WATER AT BLUE SPRING AND EXCEEDED ARIZONA SURFACE WATER QUALITY STANDARDS QUEEN CREEK WATERSHED, RESOLUTION PROJECT

MONTGOMERY & ASSOCIATES

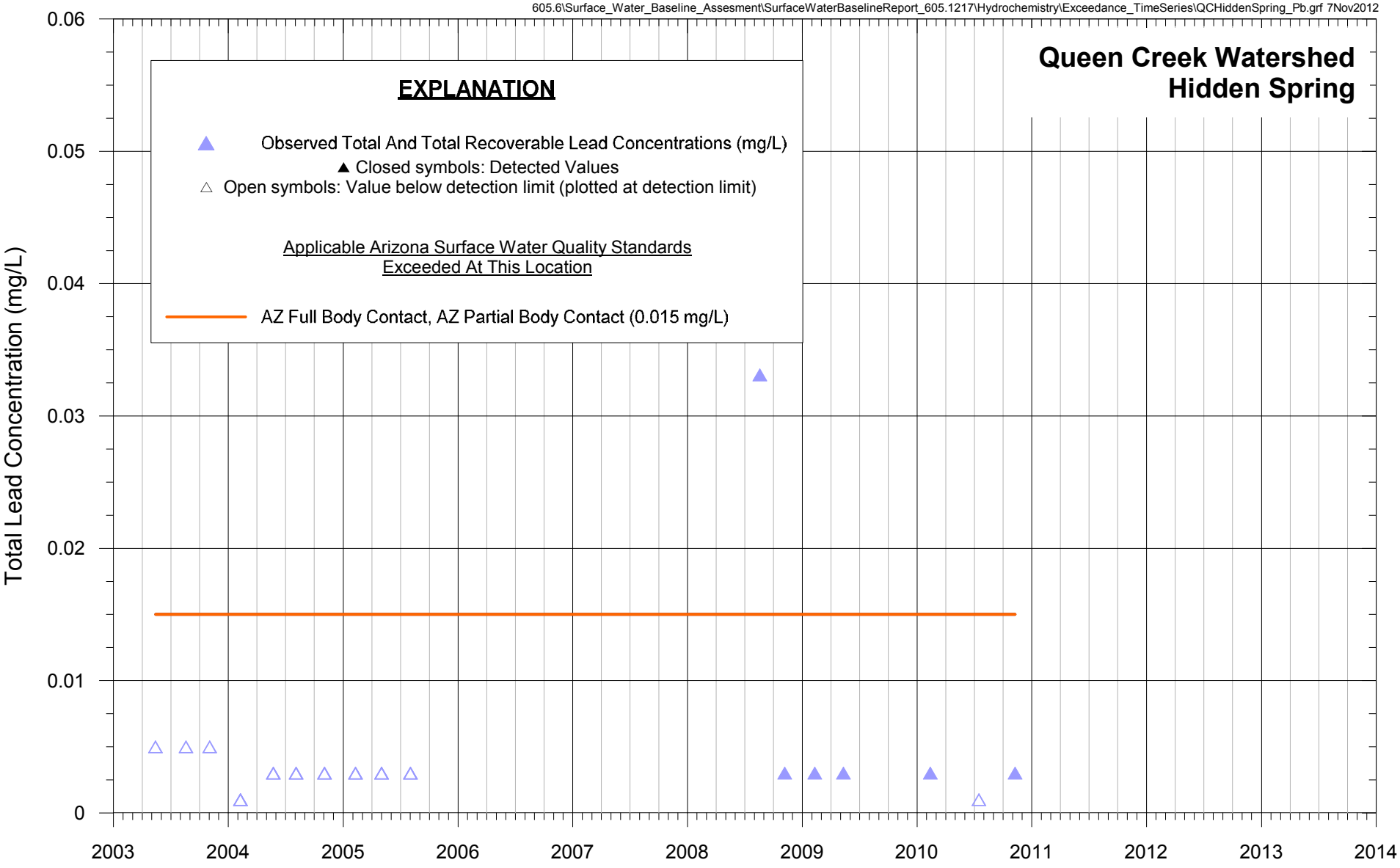

FIGURE 86. TOTAL AND TOTAL RECOVERABLE LEAD CONCENTRATIONS OBSERVED IN SPRING WATER AT HIDDEN SPRING AND EXCEEDED ARIZONA SURFACE WATER QUALITY STANDARDS QUEEN CREEK WATERSHED, RESOLUTION PROJECT

MONTGOMERY & ASSOCIATES

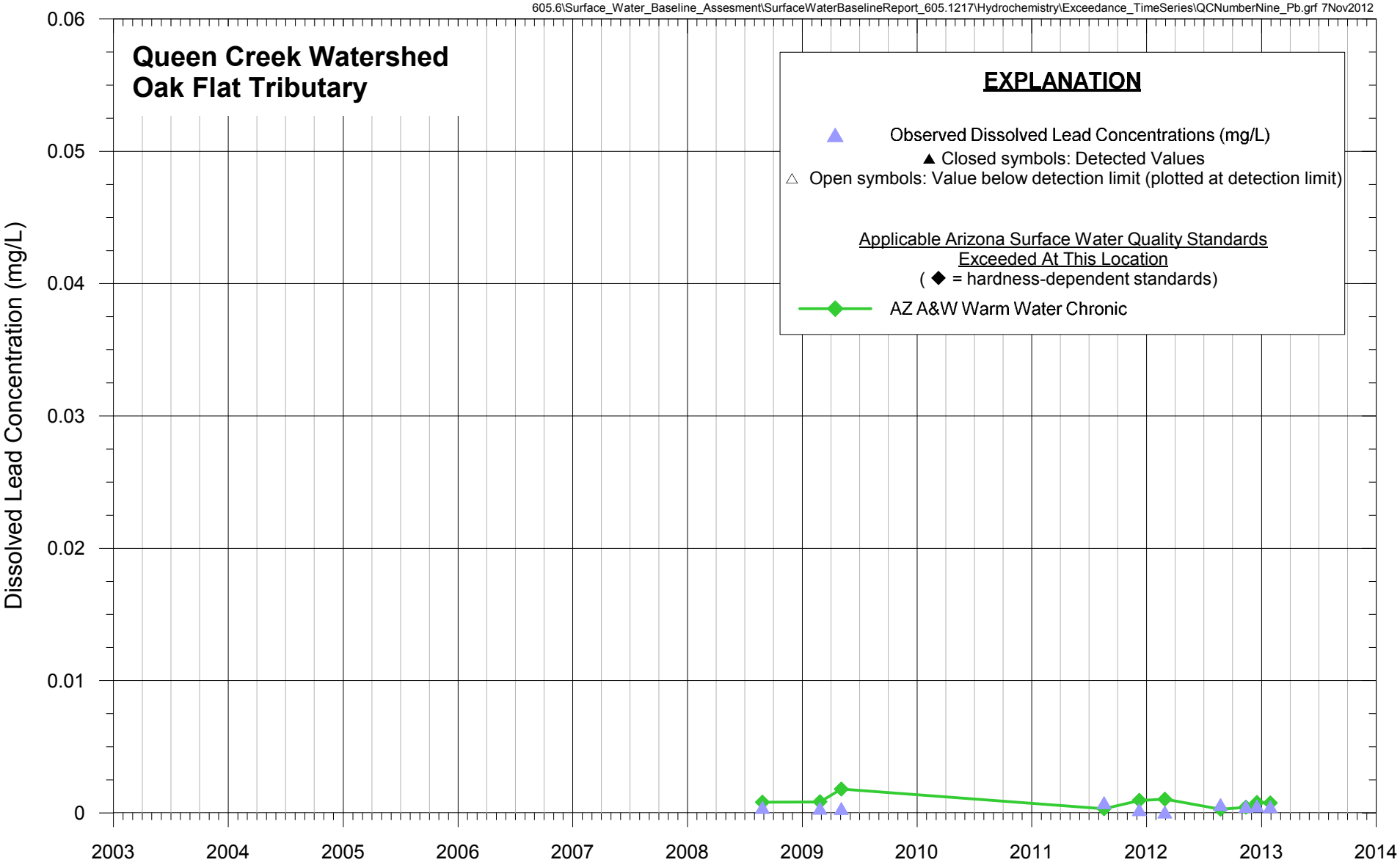

FIGURE 87. DISSOLVED LEAD CONCENTRATIONS OBSERVED IN SURFACE WATER AT OAK FLAT TRIBUTARY AND EXCEEDED ARIZONA SURFACE WATER QUALITY STANDARD QUEEN CREEK WATERSHED, RESOLUTION PROJECT

MONTGOMERY & ASSOCIATES

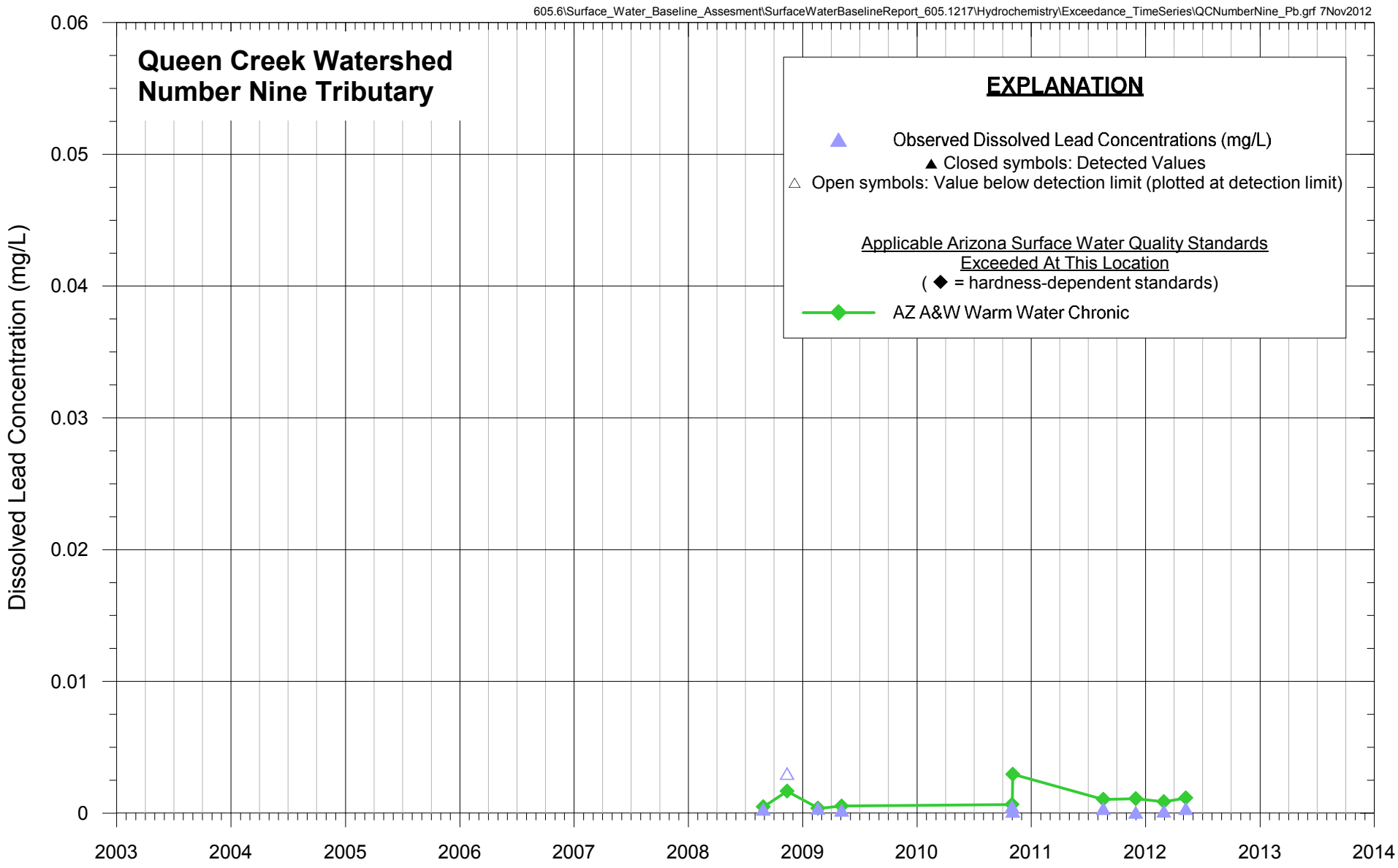

FIGURE 88. DISSOLVED LEAD CONCENTRATIONS OBSERVED IN SURFACE WATER AT NUMBER NINE TRIBUTARY AND EXCEEDED ARIZONA SURFACE WATER QUALITY STANDARD QUEEN CREEK WATERSHED, RESOLUTION PROJECT

MONTGOMERY & ASSOCIATES

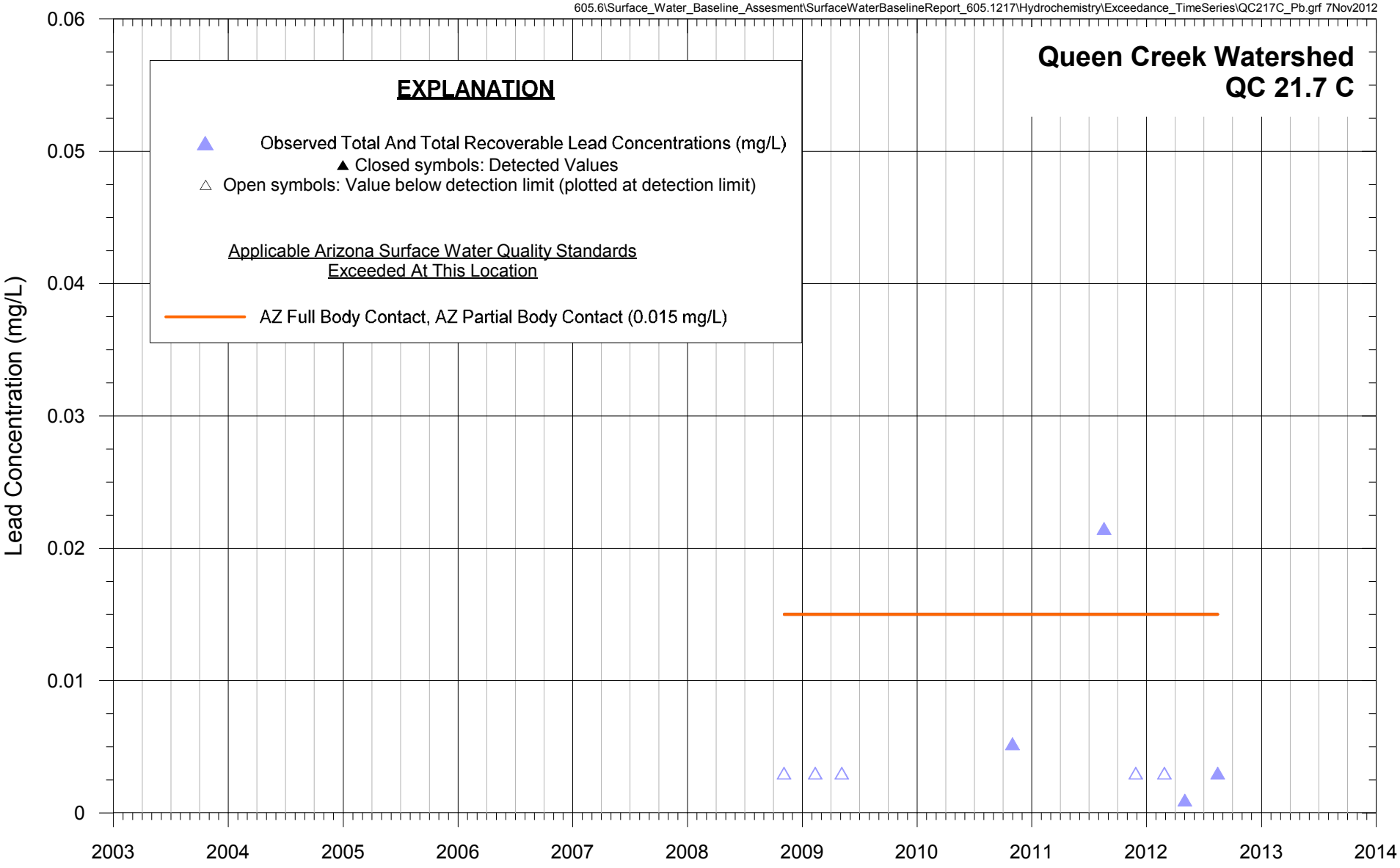

FIGURE 89. TOTAL AND TOTAL RECOVERABLE LEAD CONCENTRATIONS OBSERVED IN SURFACE WATER AT QC 21.7 C AND EXCEEDED ARIZONA SURFACE WATER QUALITY STANDARDS QUEEN CREEK WATERSHED, RESOLUTION PROJECT

MONTGOMERY & ASSOCIATES

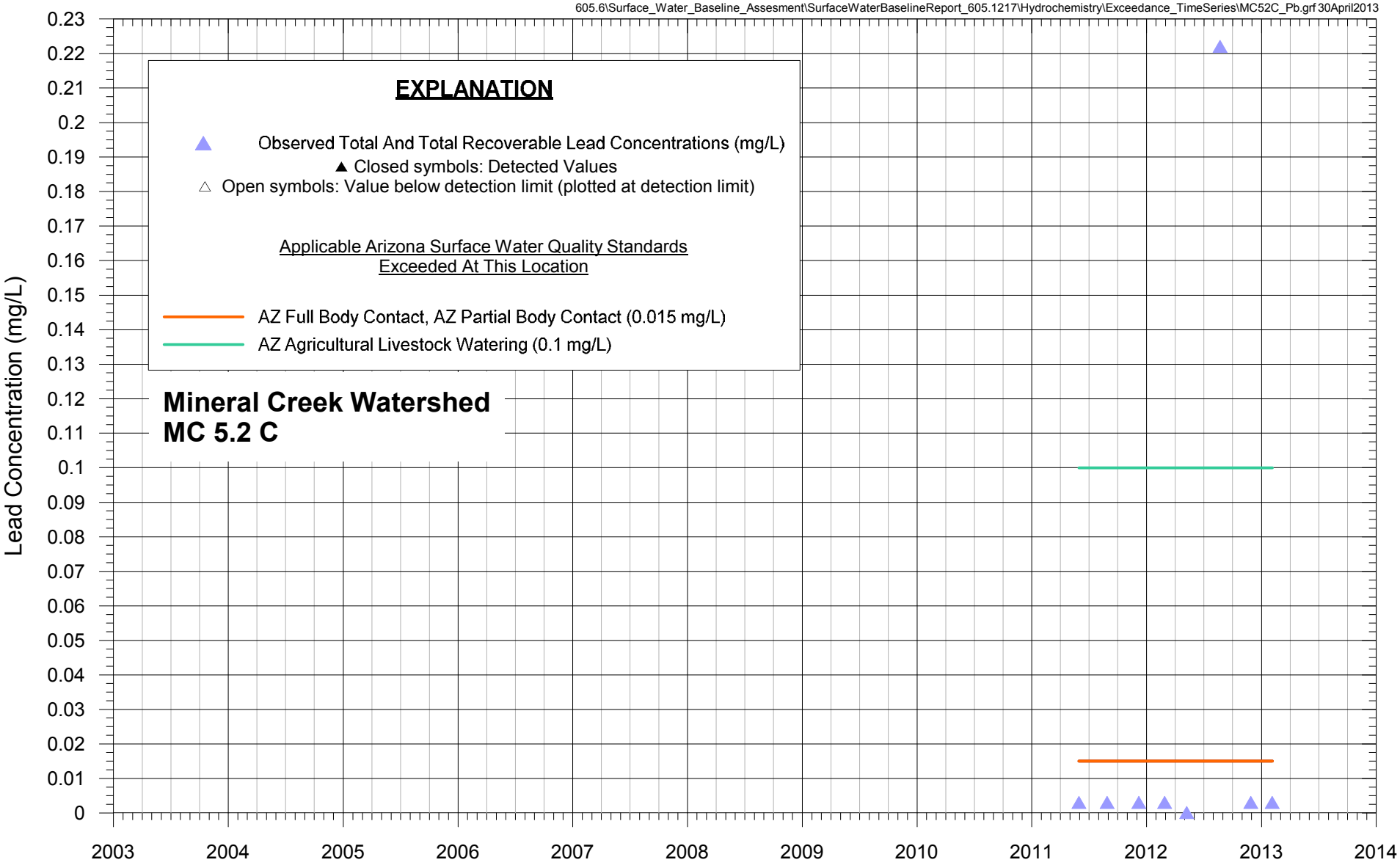

FIGURE 90. TOTAL AND TOTAL RECOVERABLE LEAD CONCENTRATIONS OBSERVED IN SURFACE WATER AT MC 5.2 C AND EXCEEDED ARIZONA SURFACE WATER QUALITY STANDARDS QUEEN CREEK WATERSHED, RESOLUTION PROJECT

MONTGOMERY & ASSOCIATES

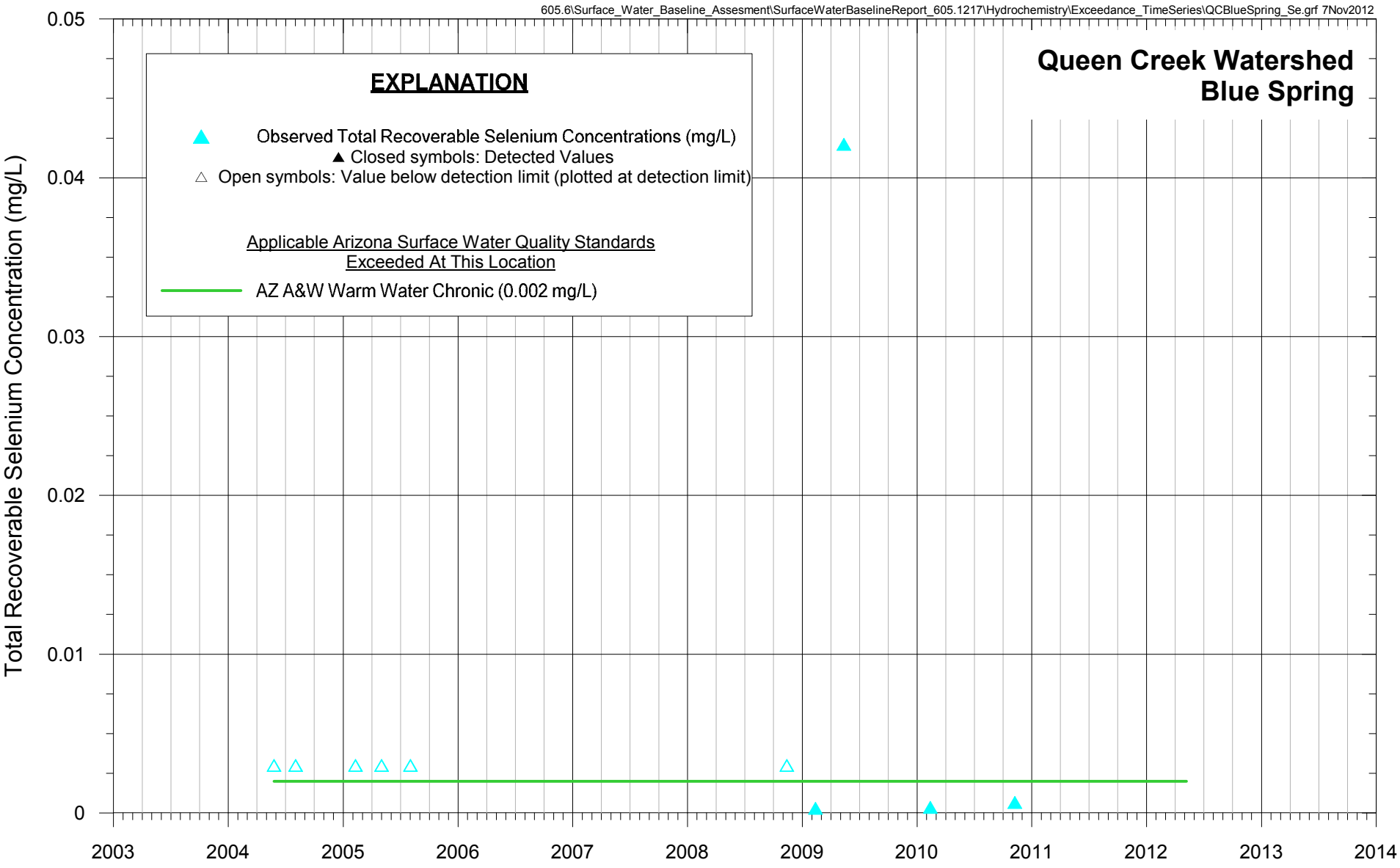

FIGURE 91. TOTAL RECOVERABLE SELENIUM CONCENTRATIONS OBSERVED IN SPRING WATER AT BLUE SPRING AND EXCEEDED ARIZONA SURFACE WATER QUALITY STANDARD QUEEN CREEK WATERSHED, RESOLUTION PROJECT

MONTGOMERY & ASSOCIATES

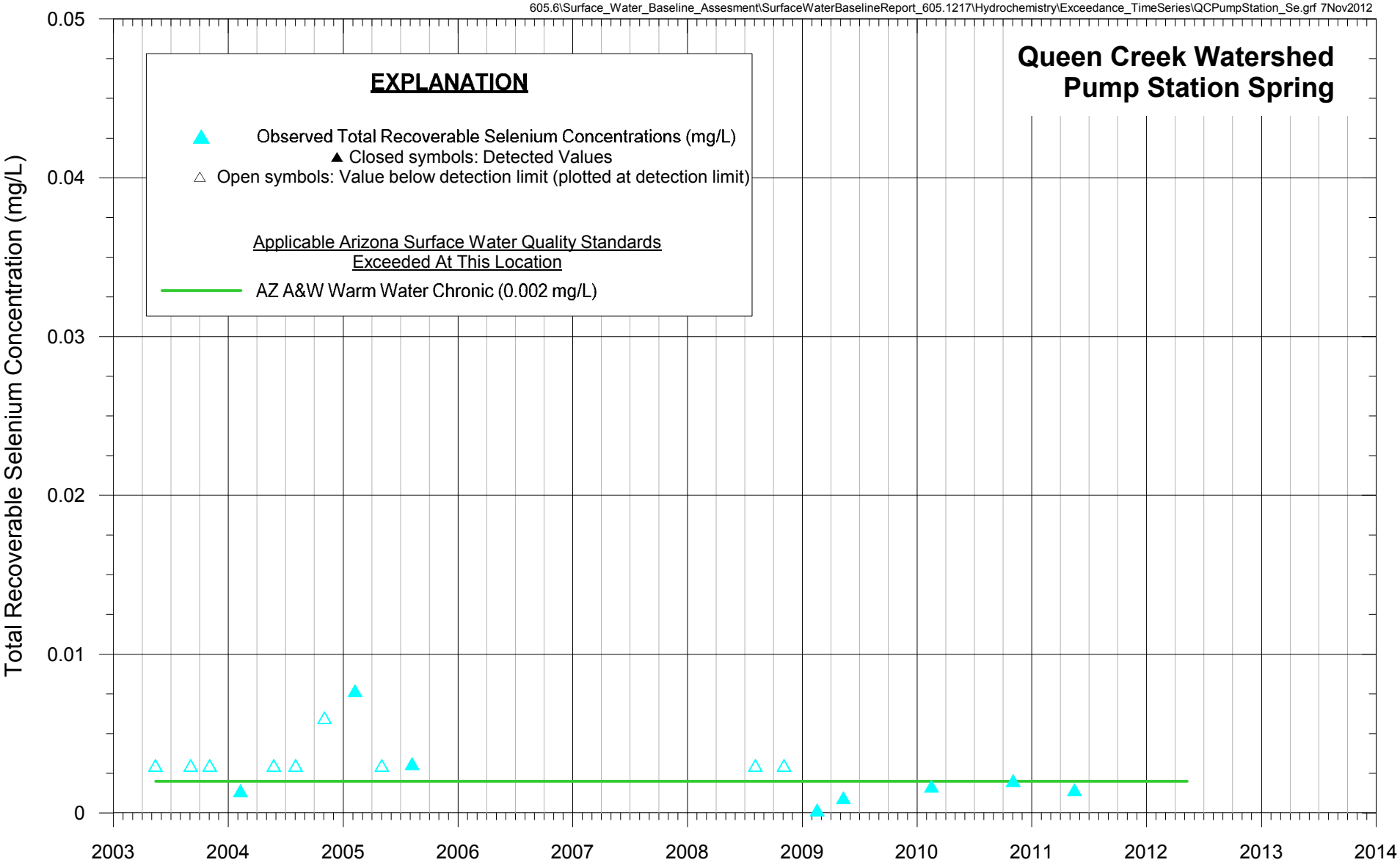

FIGURE 92. TOTAL RECOVERABLE SELENIUM CONCENTRATIONS OBSERVED IN SPRING WATER AT PUMP STATION SPRING AND EXCEEDED ARIZONA SURFACE WATER QUALITY STANDARD QUEEN CREEK WATERSHED, RESOLUTION PROJECT

MONTGOMERY & ASSOCIATES

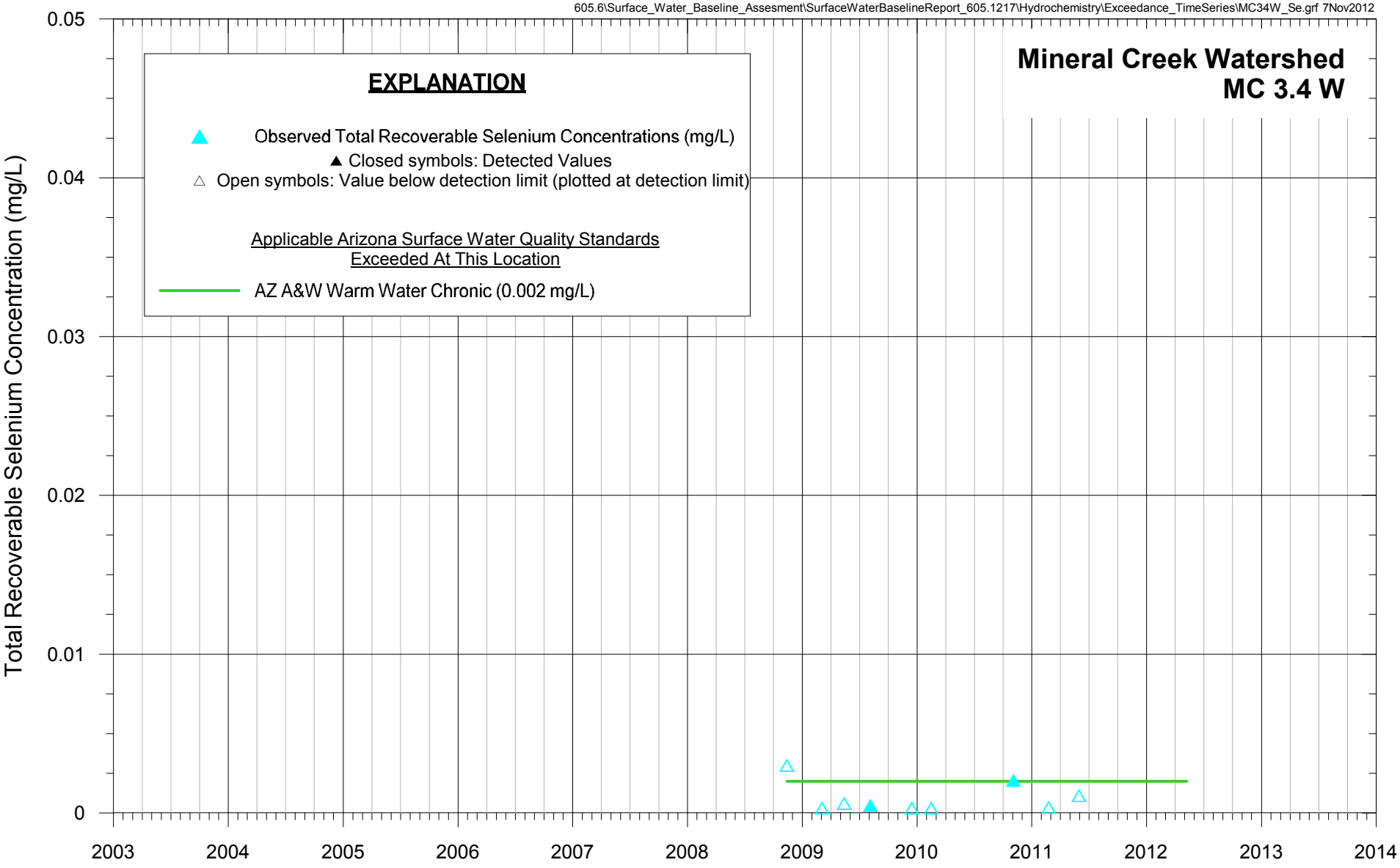

FIGURE 93. TOTAL RECOVERABLE SELENIUM CONCENTRATIONS OBSERVED IN SPRING WATER AT MC 3.4 W AND EXCEEDED ARIZONA SURFACE WATER QUALITY STANDARD MINERAL CREEK WATERSHED, RESOLUTION PROJECT

MONTGOMERY & ASSOCIATES

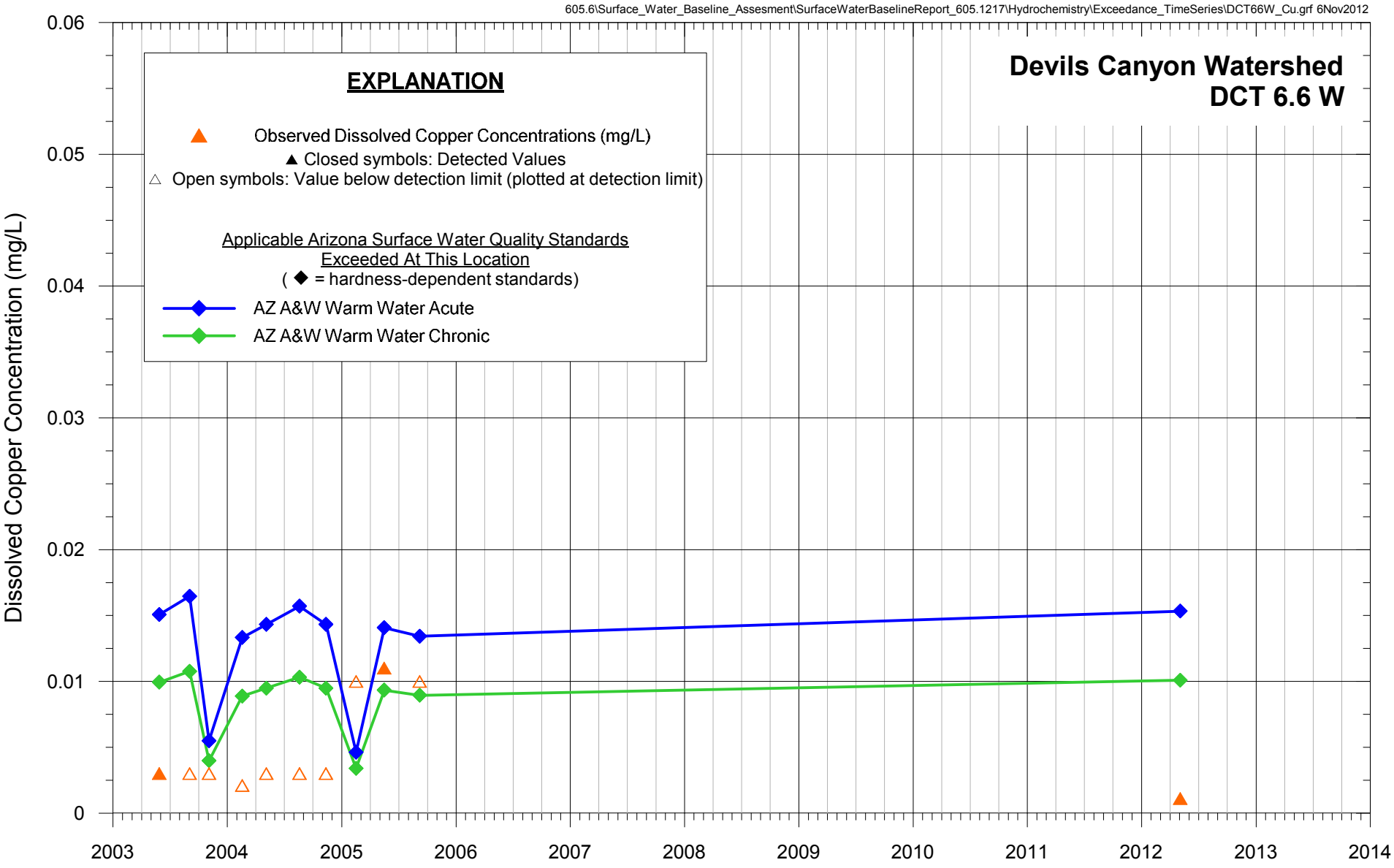

FIGURE 94. DISSOLVED COPPER CONCENTRATIONS OBSERVED IN SPRING WATER AT DCT 6.6 W AND EXCEEDED ARIZONA SURFACE WATER QUALITY STANDARDS DEVILS CANYON WATERSHED, RESOLUTION PROJECT

MONTGOMERY & ASSOCIATES

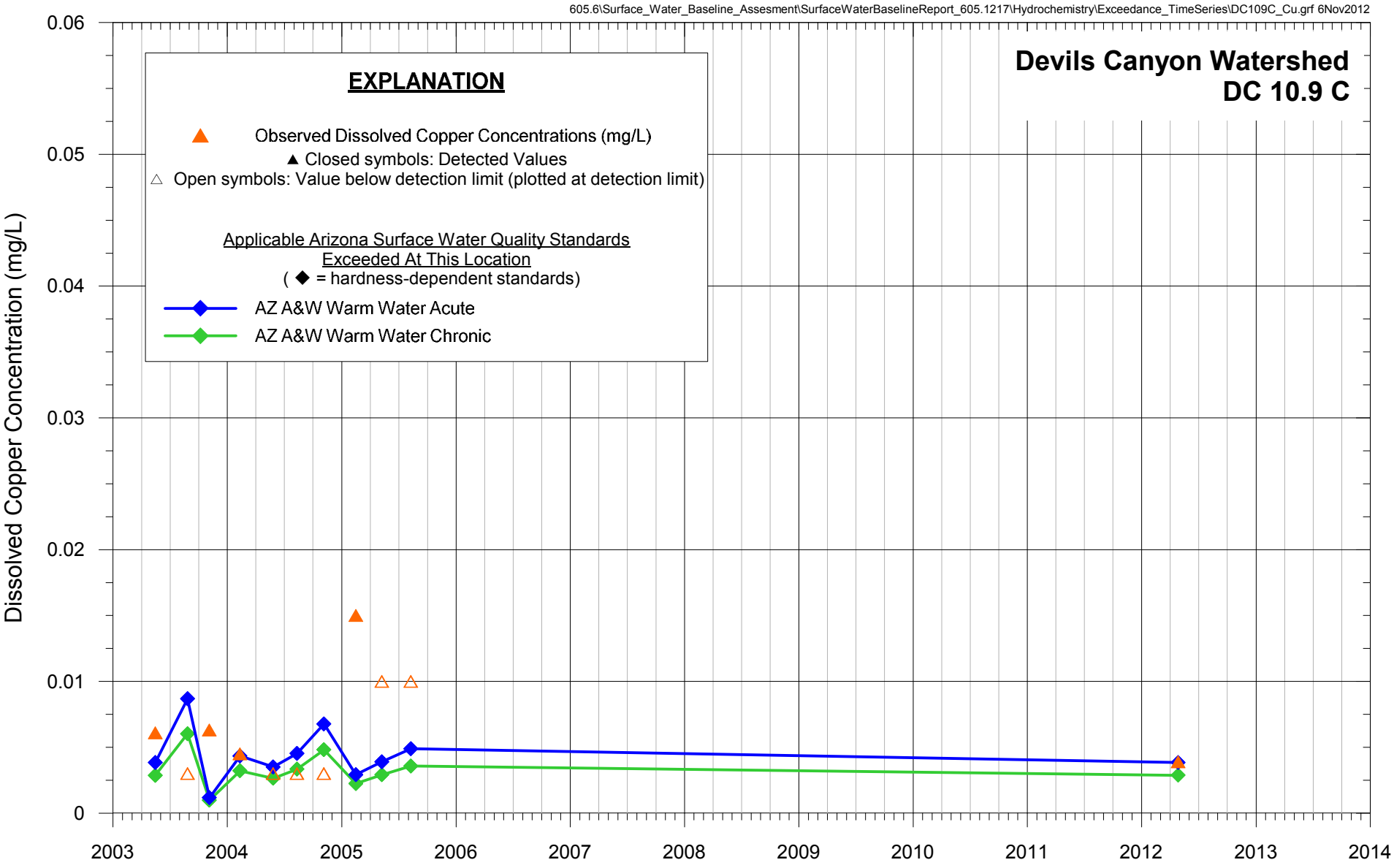

FIGURE 95. DISSOLVED COPPER CONCENTRATIONS OBSERVED IN SURFACE WATER AT DC 10.9 C AND EXCEEDED ARIZONA SURFACE WATER QUALITY STANDARDS DEVILS CANYON WATERSHED, RESOLUTION PROJECT

MONTGOMERY & ASSOCIATES

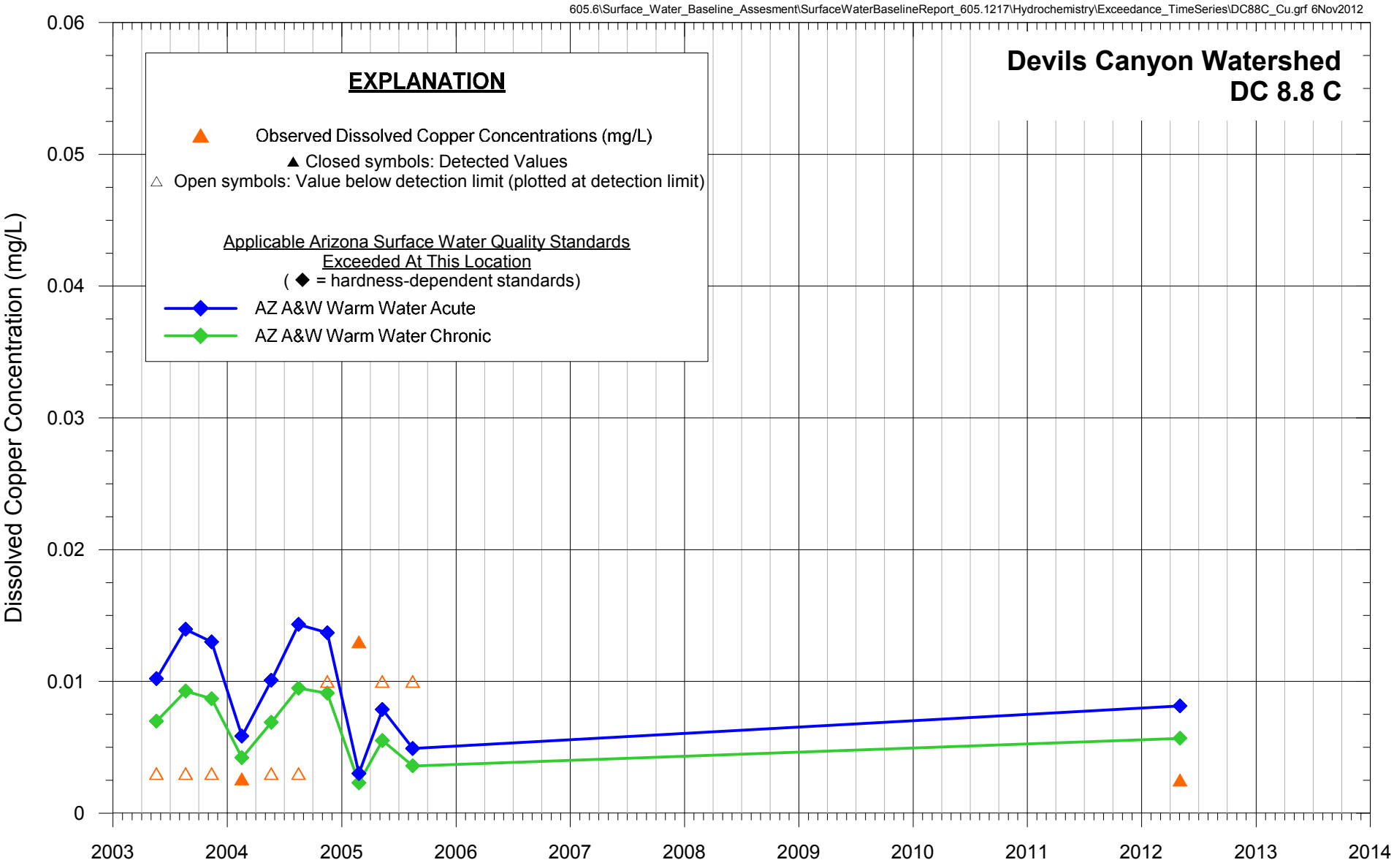

FIGURE 96. DISSOLVED COPPER CONCENTRATIONS OBSERVED IN SURFACE WATER AT DC 8.8 C AND EXCEEDED ARIZONA SURFACE WATER QUALITY STANDARDS DEVILS CANYON WATERSHED, RESOLUTION PROJECT

MONTGOMERY & ASSOCIATES

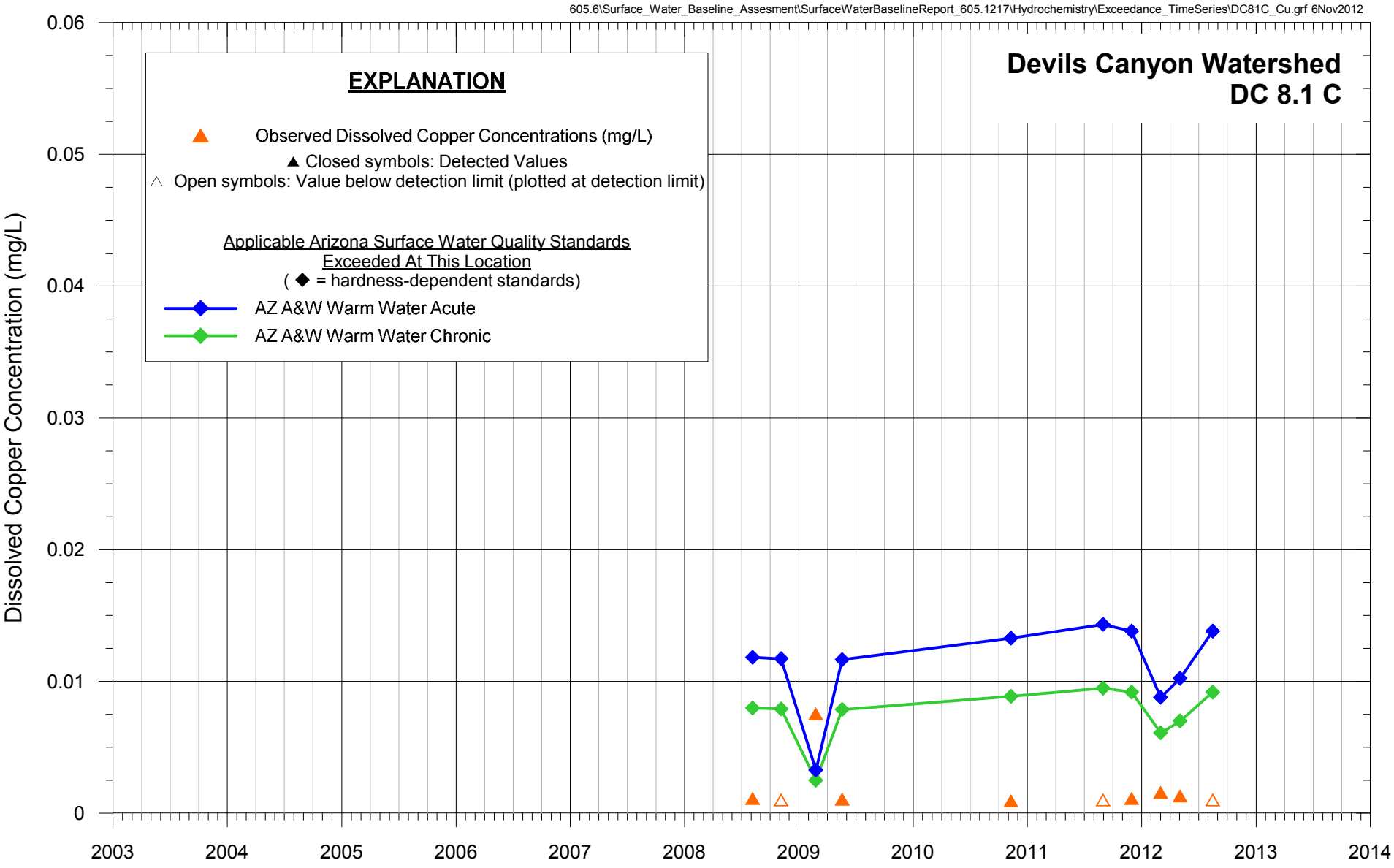

FIGURE 97. DISSOLVED COPPER CONCENTRATIONS OBSERVED IN SURFACE WATER AT DC 8.1 C AND EXCEEDED ARIZONA SURFACE WATER QUALITY STANDARDS DEVILS CANYON WATERSHED, RESOLUTION PROJECT

MONTGOMERY & ASSOCIATES

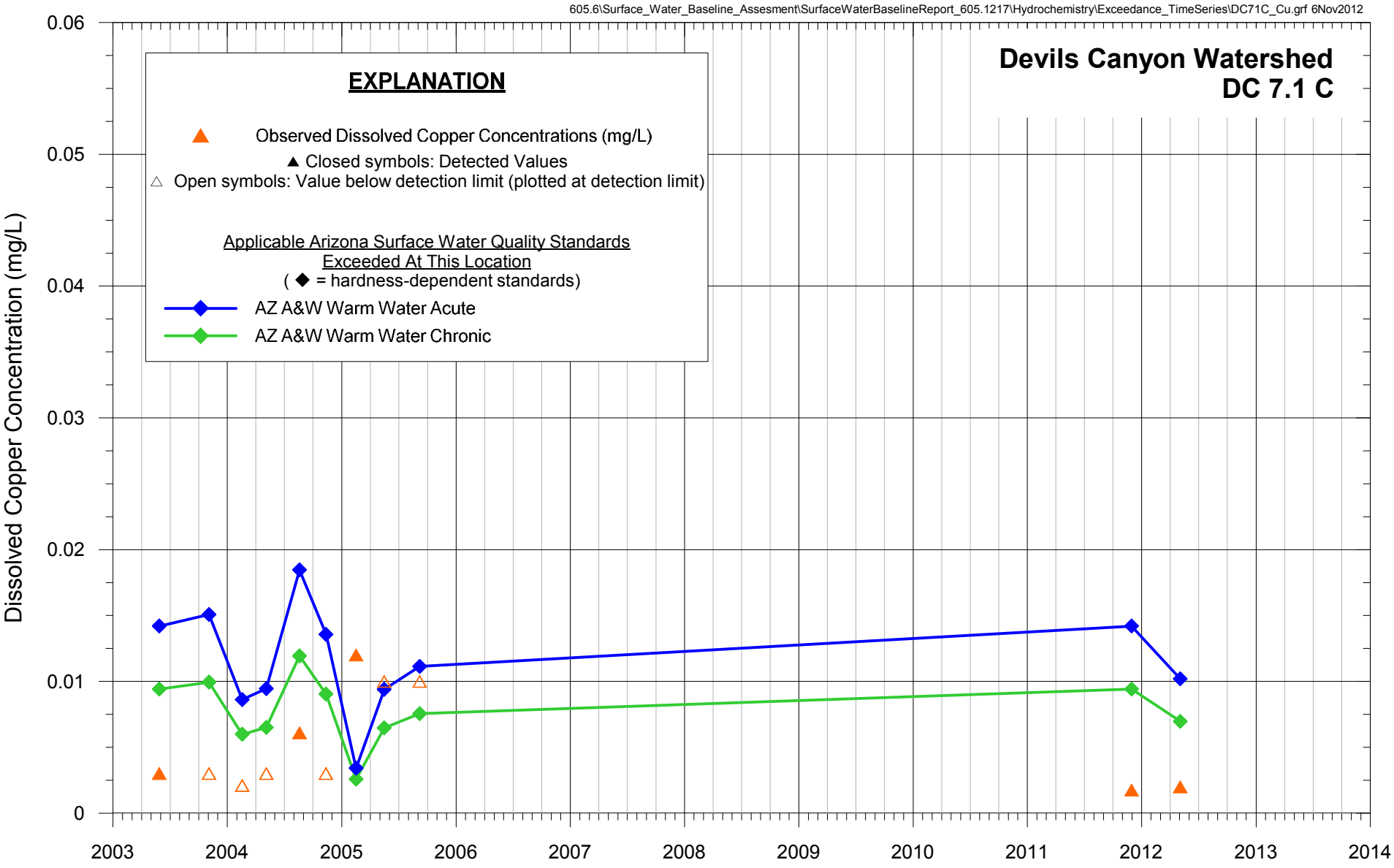

FIGURE 98. DISSOLVED COPPER CONCENTRATIONS OBSERVED IN SURFACE WATER AT DC 7.1 C AND EXCEEDED ARIZONA SURFACE WATER QUALITY STANDARDS DEVILS CANYON WATERSHED, RESOLUTION PROJECT

MONTGOMERY & ASSOCIATES

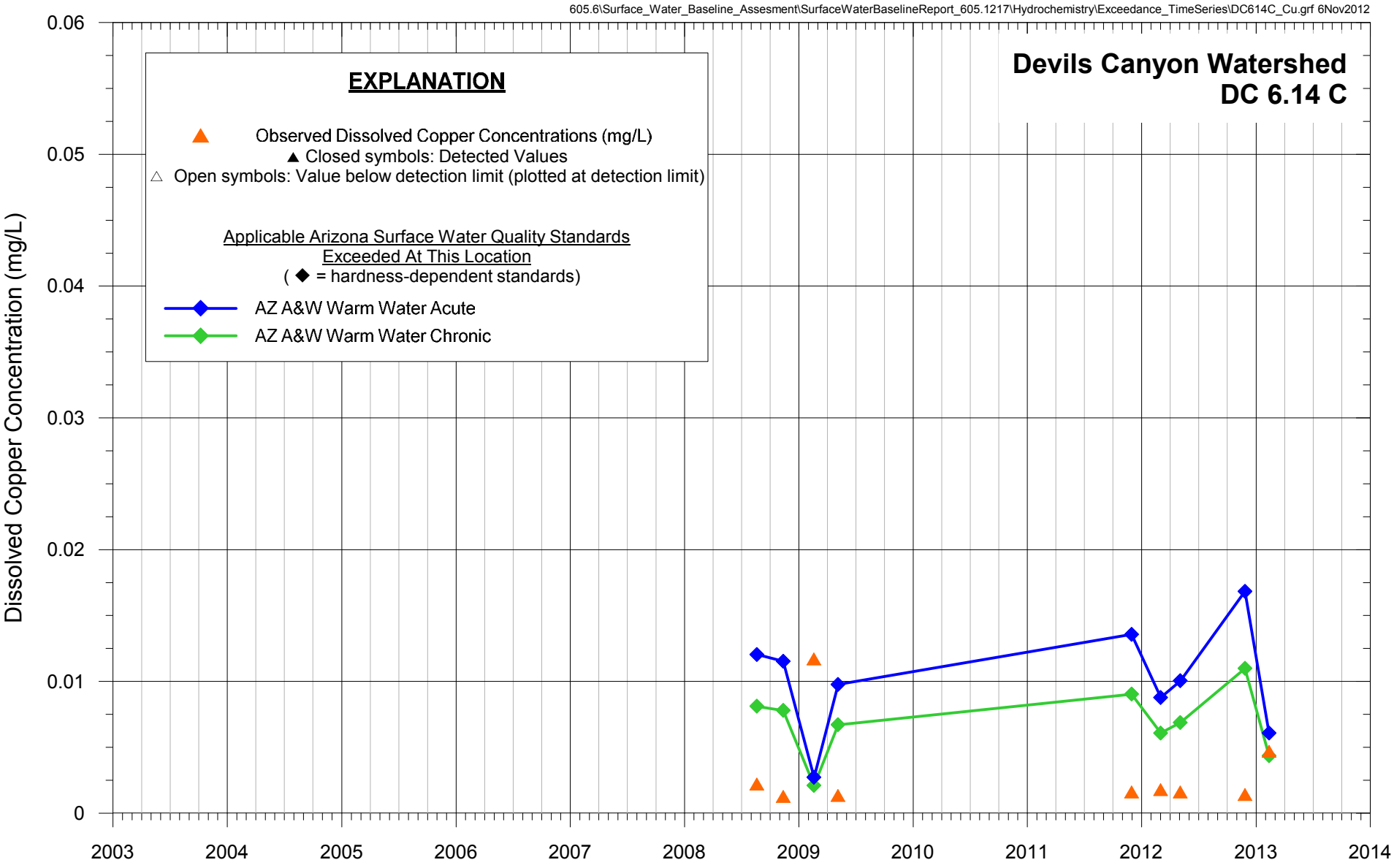

FIGURE 99. DISSOLVED COPPER CONCENTRATIONS OBSERVED IN SURFACE WATER AT DC 6.14 C AND EXCEEDED ARIZONA SURFACE WATER QUALITY STANDARDS DEVILS CANYON WATERSHED, RESOLUTION PROJECT

MONTGOMERY & ASSOCIATES

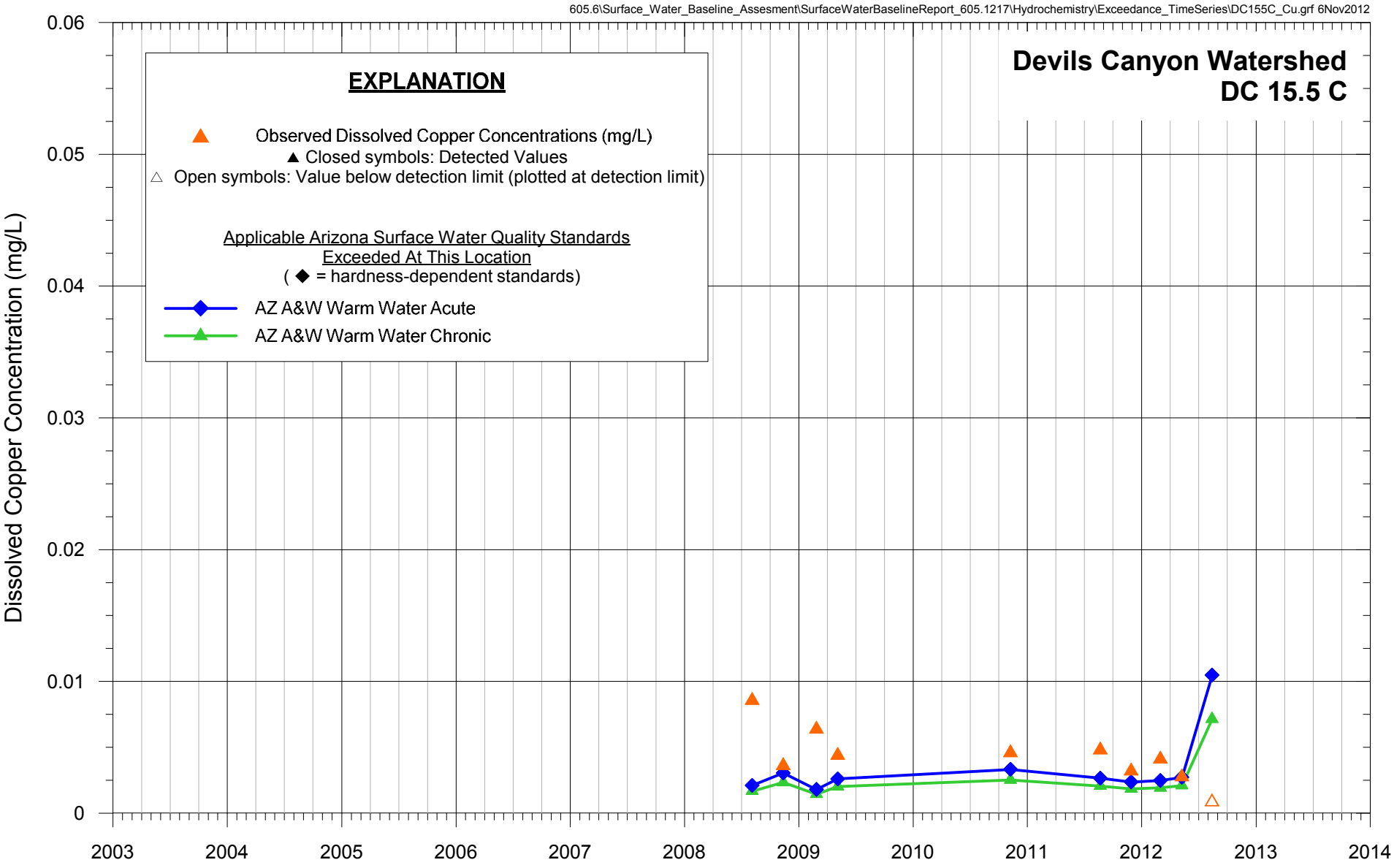

FIGURE 100. DISSOLVED COPPER CONCENTRATIONS OBSERVED IN SURFACE WATER AT DC 15.5 C AND EXCEEDED ARIZONA SURFACE WATER QUALITY STANDARDS DEVILS CANYON WATERSHED, RESOLUTION PROJECT

MONTGOMERY & ASSOCIATES

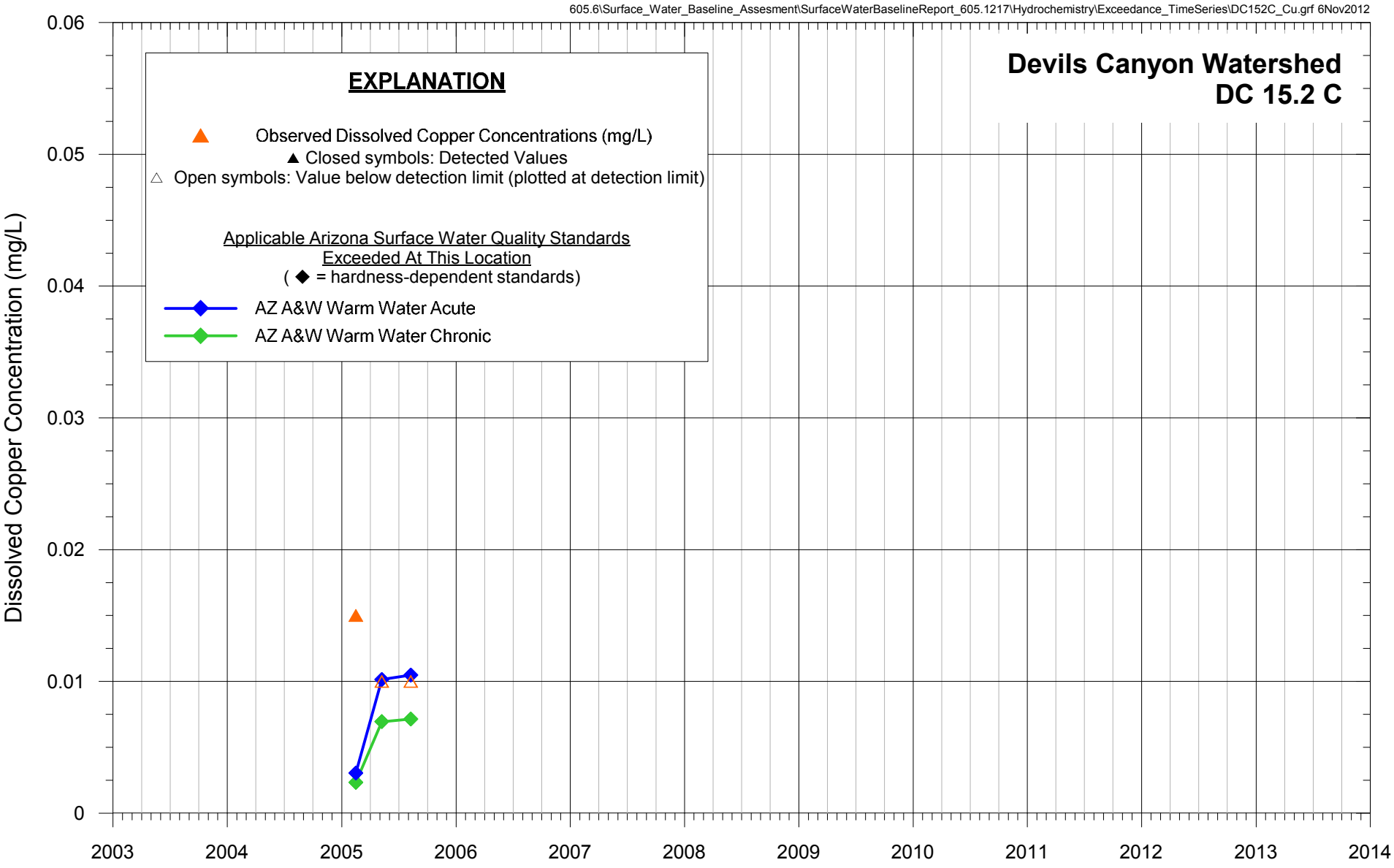

FIGURE 101. DISSOLVED COPPER CONCENTRATIONS OBSERVED IN SURFACE WATER AT DC 15.2 C AND EXCEEDED ARIZONA SURFACE WATER QUALITY STANDARDS DEVILS CANYON WATERSHED, RESOLUTION PROJECT

MONTGOMERY & ASSOCIATES

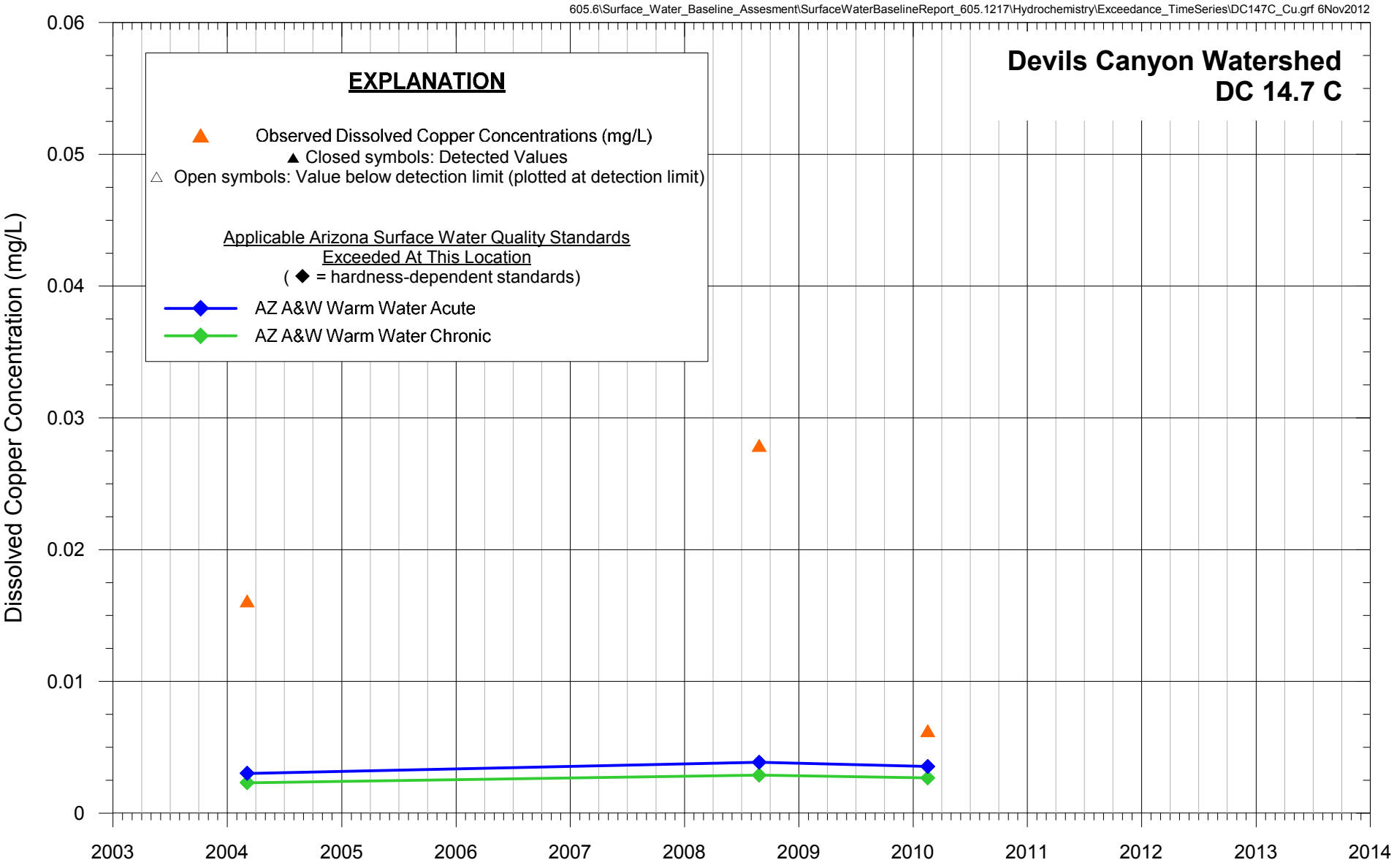

FIGURE 102. DISSOLVED COPPER CONCENTRATIONS OBSERVED IN SURFACE WATER AT DC 14.7 C AND EXCEEDED ARIZONA SURFACE WATER QUALITY STANDARDS DEVILS CANYON WATERSHED, RESOLUTION PROJECT

MONTGOMERY & ASSOCIATES

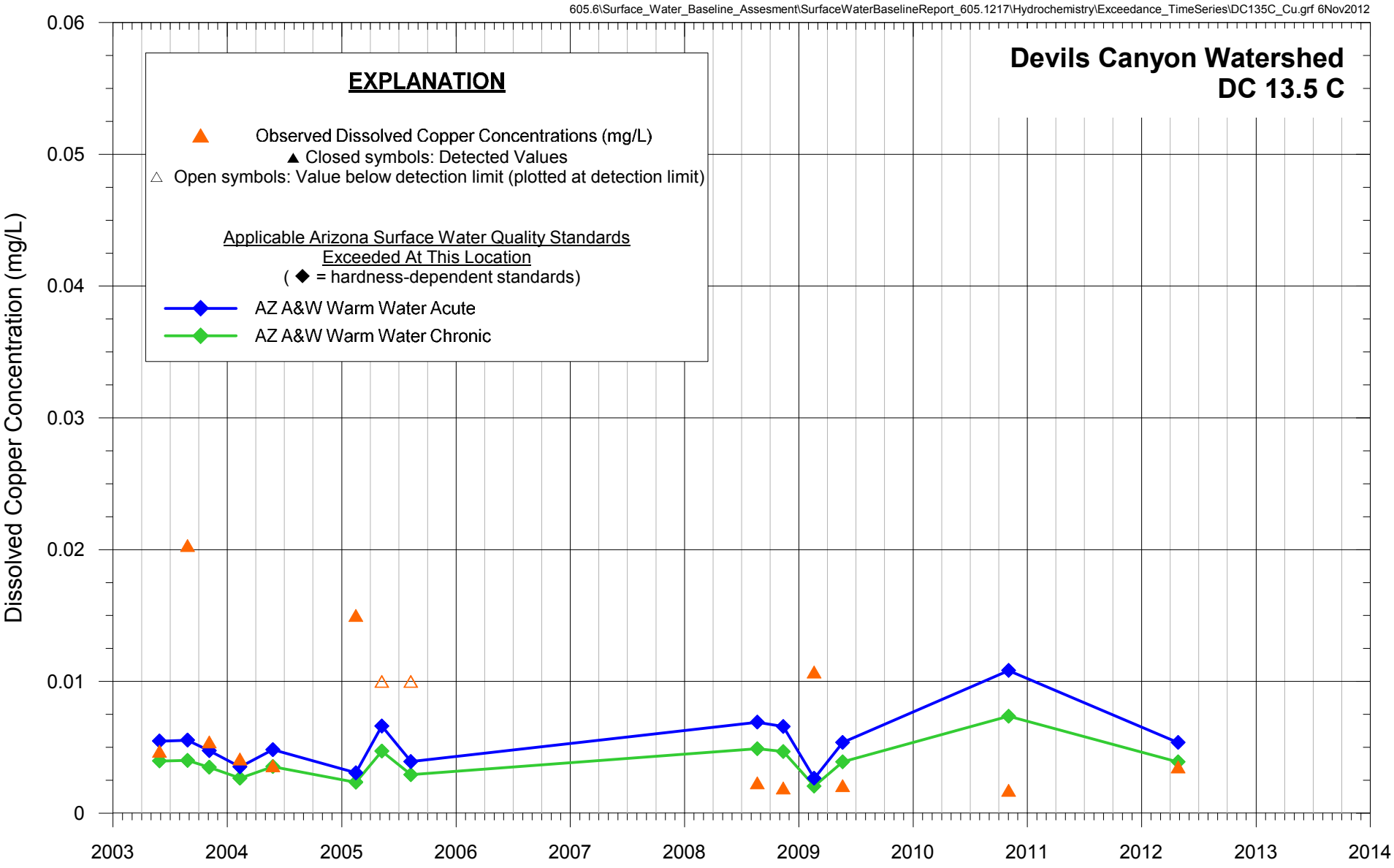

FIGURE 103. DISSOLVED COPPER CONCENTRATIONS OBSERVED IN SURFACE WATER AT DC 13.5 C AND EXCEEDED ARIZONA SURFACE WATER QUALITY STANDARDS DEVILS CANYON WATERSHED, RESOLUTION PROJECT

MONTGOMERY & ASSOCIATES

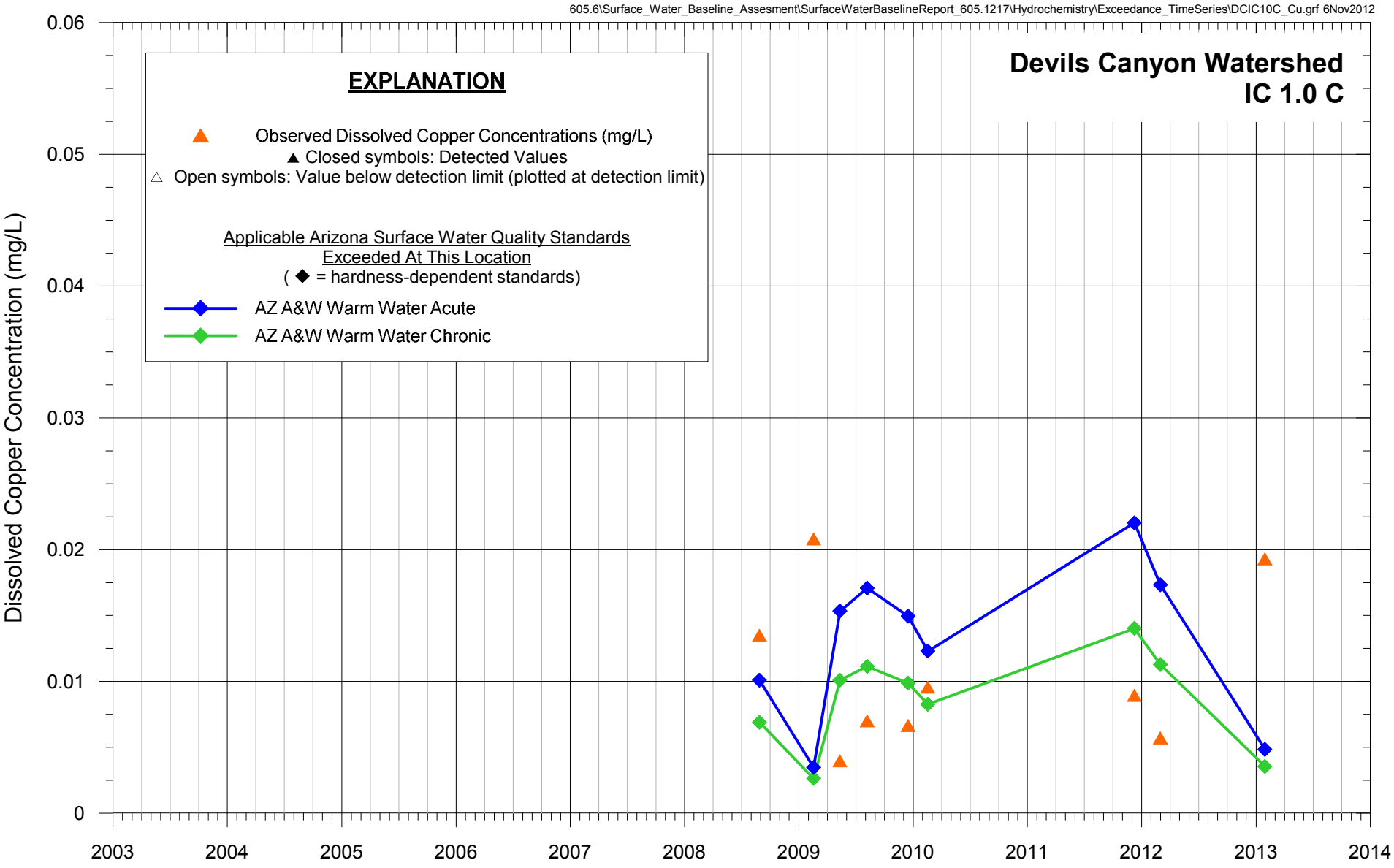

FIGURE 104. DISSOLVED COPPER CONCENTRATIONS OBSERVED IN SURFACE WATER AT IC 1.0 C AND EXCEEDED ARIZONA SURFACE WATER QUALITY STANDARDS DEVILS CANYON WATERSHED, RESOLUTION PROJECT

MONTGOMERY & ASSOCIATES

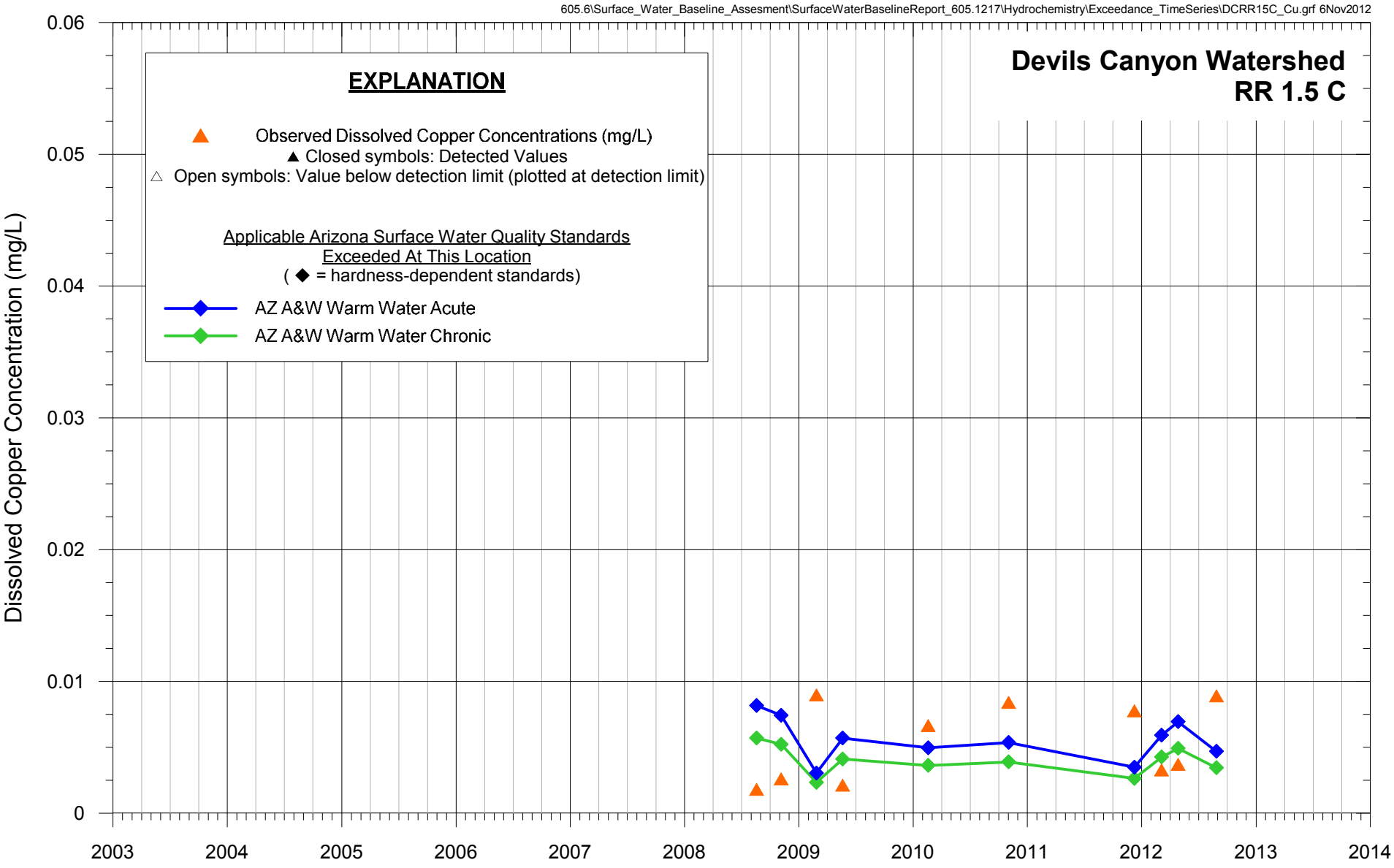

FIGURE 105. DISSOLVED COPPER CONCENTRATIONS OBSERVED IN SURFACE WATER AT RR 1.5 C AND EXCEEDED ARIZONA SURFACE WATER QUALITY STANDARDS DEVILS CANYON WATERSHED, RESOLUTION PROJECT

MONTGOMERY & ASSOCIATES

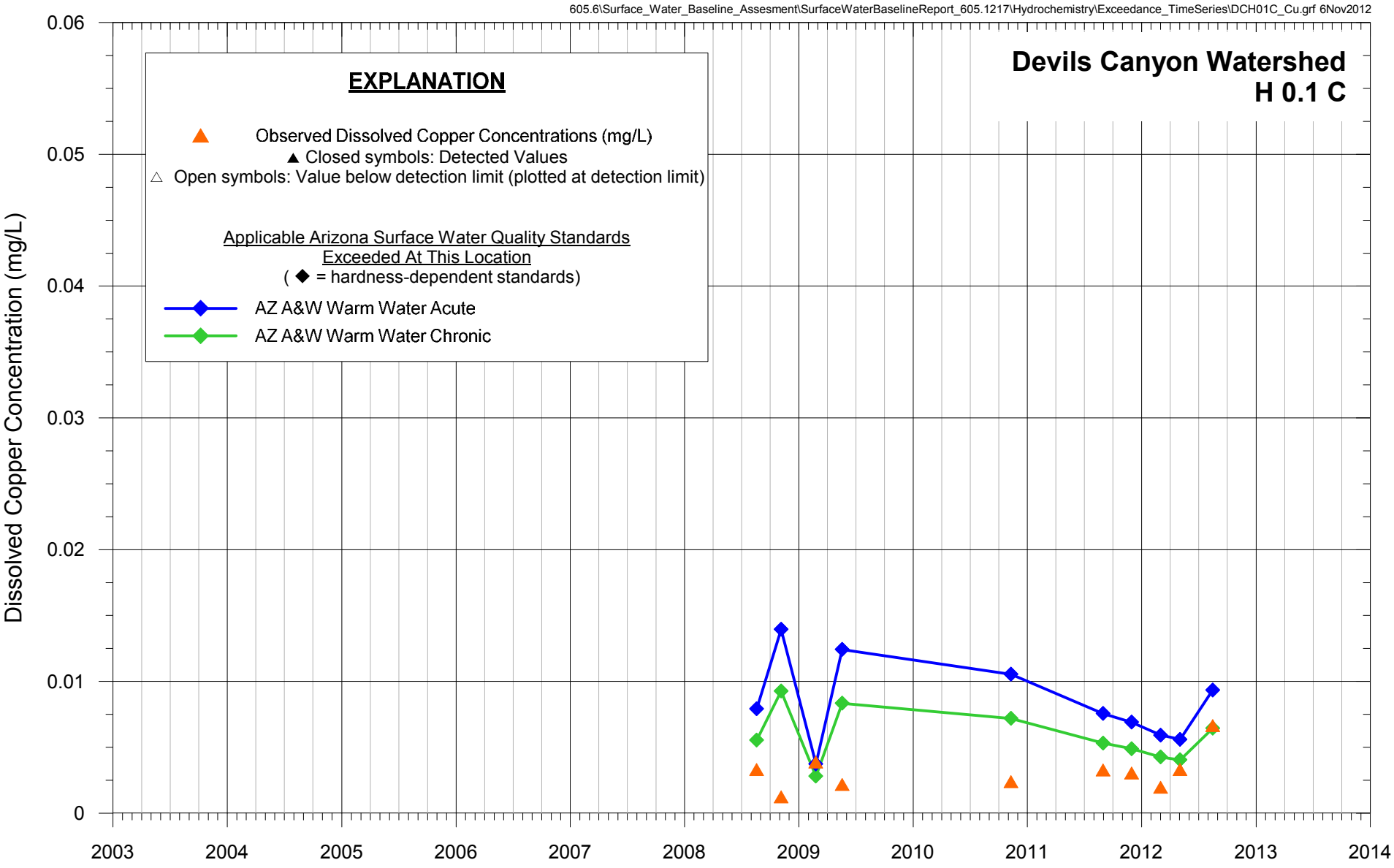

FIGURE 106. DISSOLVED COPPER CONCENTRATIONS OBSERVED IN SURFACE WATER AT H 0.1 C AND EXCEEDED ARIZONA SURFACE WATER QUALITY STANDARDS DEVILS CANYON WATERSHED, RESOLUTION PROJECT

MONTGOMERY & ASSOCIATES

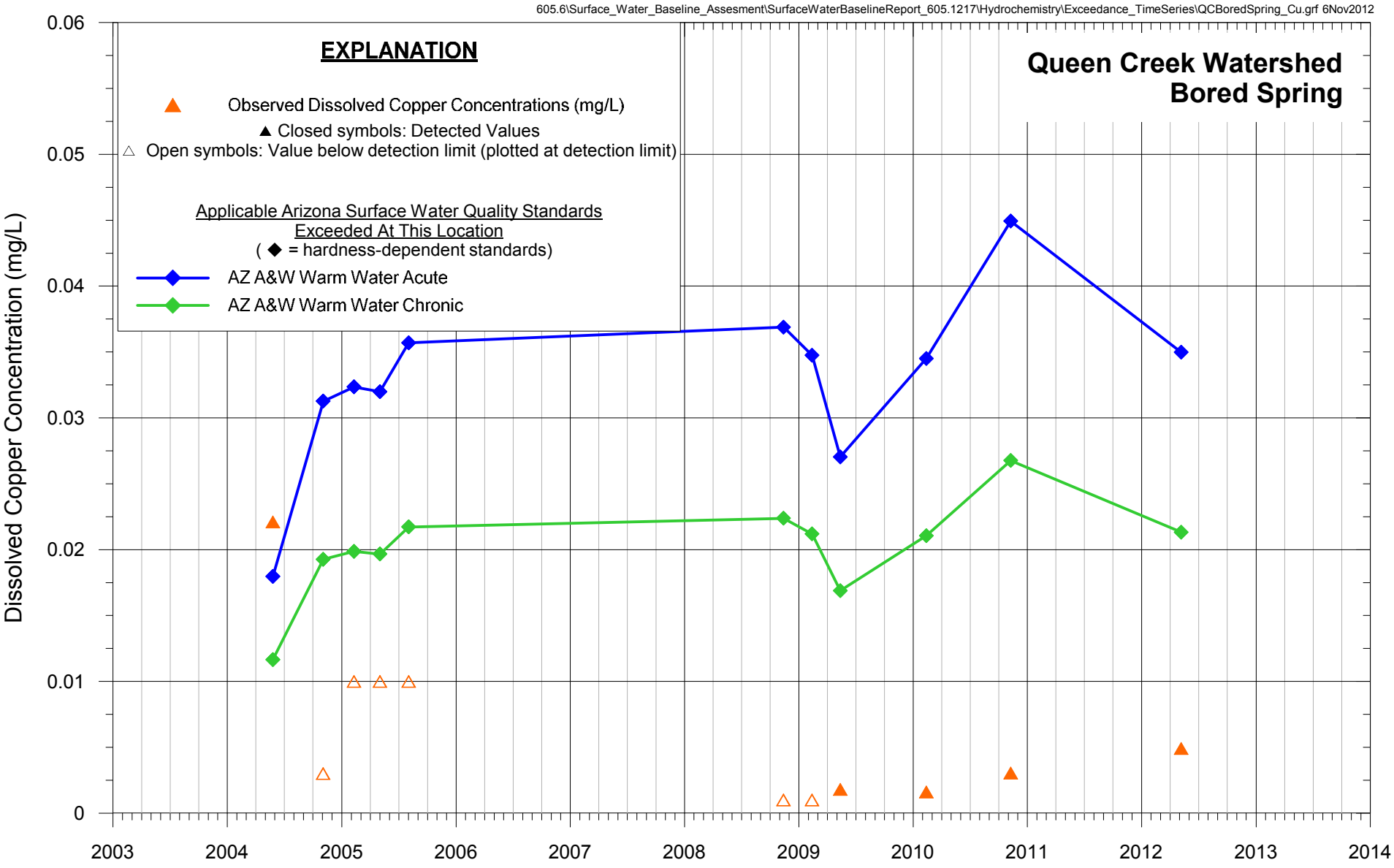

FIGURE 107. DISSOLVED COPPER CONCENTRATIONS OBSERVED IN SPRING WATER AT BORED SPRING AND EXCEEDED ARIZONA SURFACE WATER QUALITY STANDARDS QUEEN CREEK WATERSHED, RESOLUTION PROJECT

MONTGOMERY & ASSOCIATES

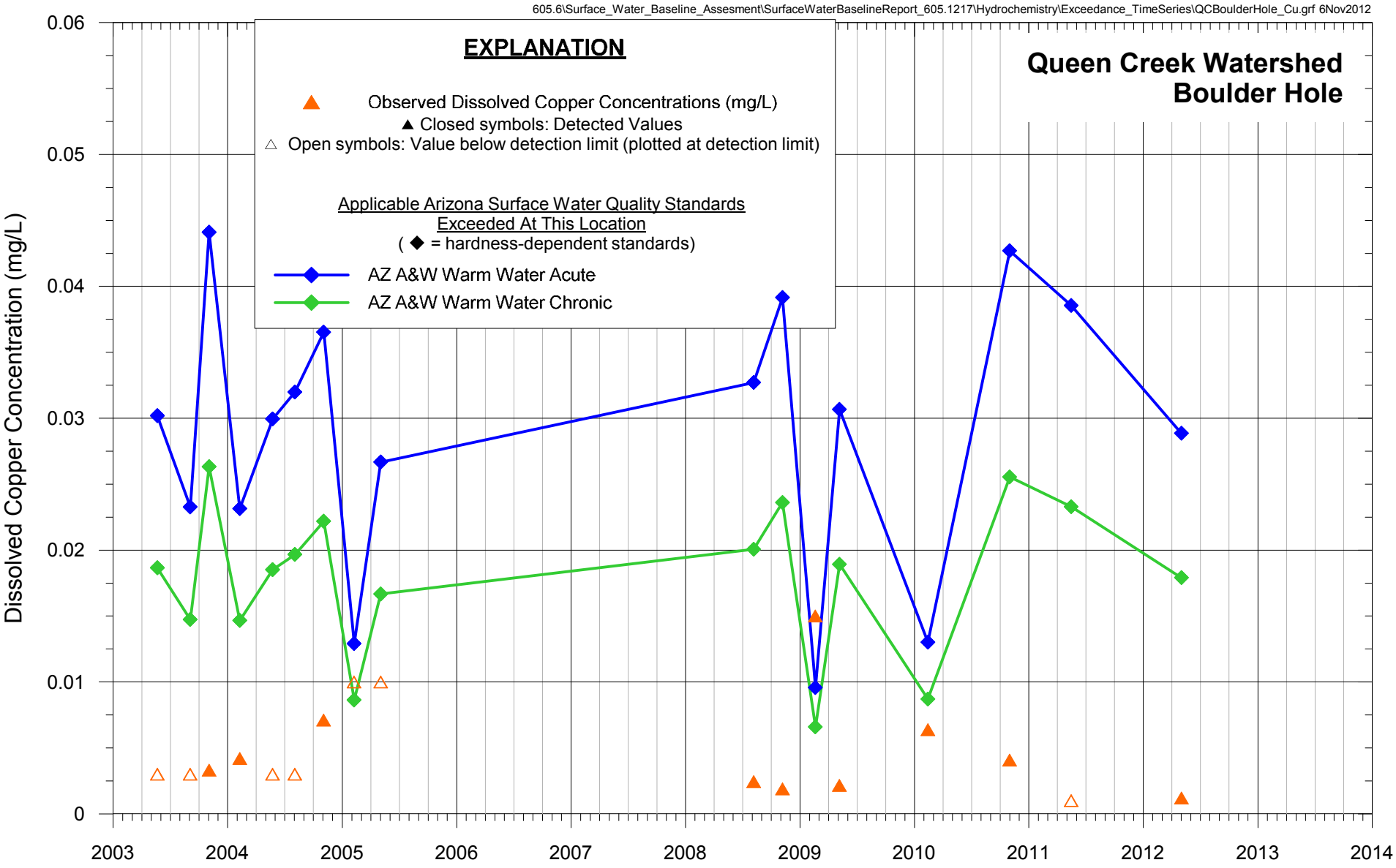

FIGURE 108. DISSOLVED COPPER CONCENTRATIONS OBSERVED IN SURFACE WATER AT BOULDER HOLE AND EXCEEDED ARIZONA SURFACE WATER QUALITY STANDARDS QUEEN CREEK WATERSHED, RESOLUTION PROJECT

MONTGOMERY & ASSOCIATES

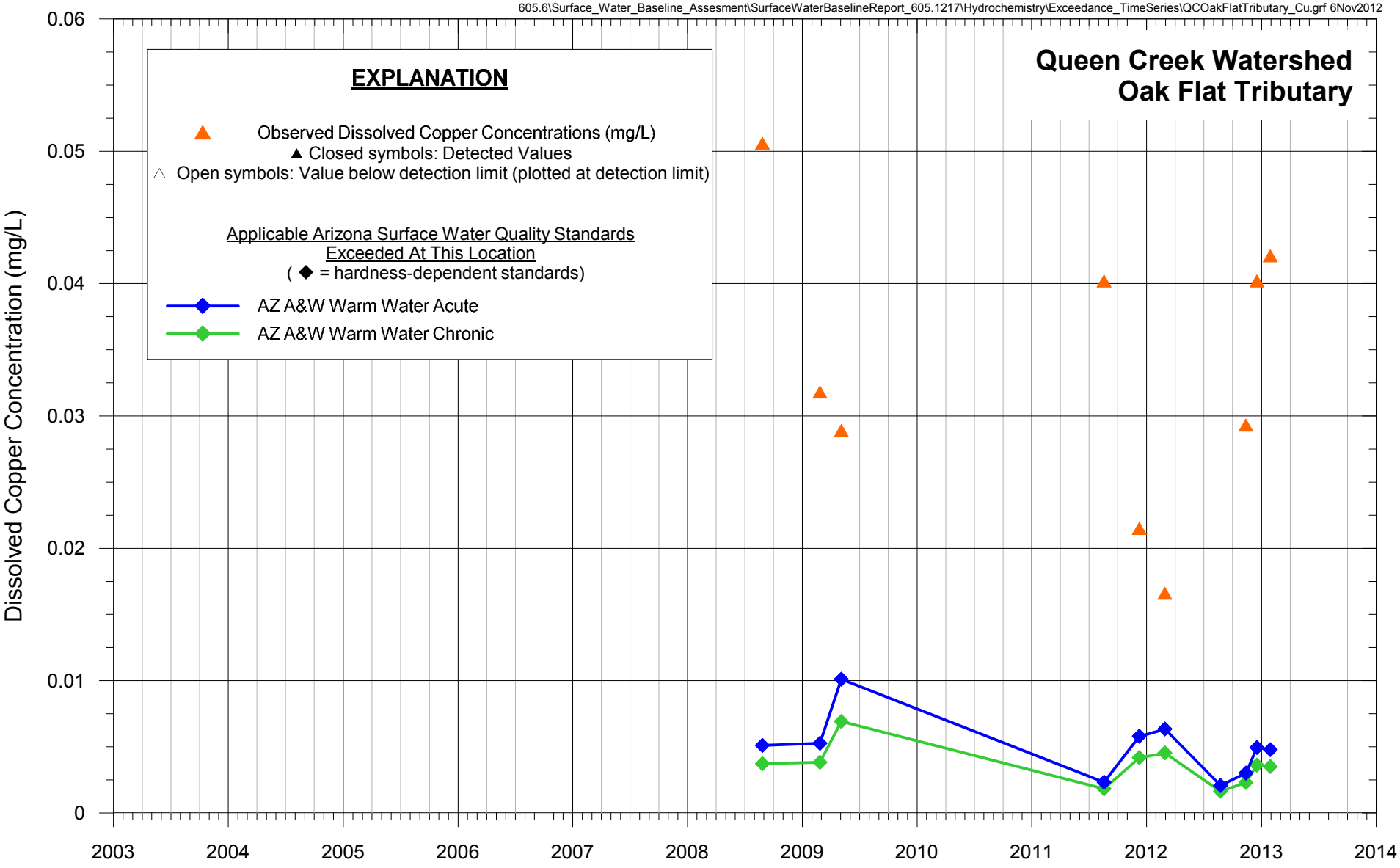

FIGURE 109. DISSOLVED COPPER CONCENTRATIONS OBSERVED IN SURFACE WATER AT OAK FLAT TRIBUTARY AND EXCEEDED ARIZONA SURFACE WATER QUALITY STANDARDS QUEEN CREEK WATERSHED, RESOLUTION PROJECT

MONTGOMERY & ASSOCIATES

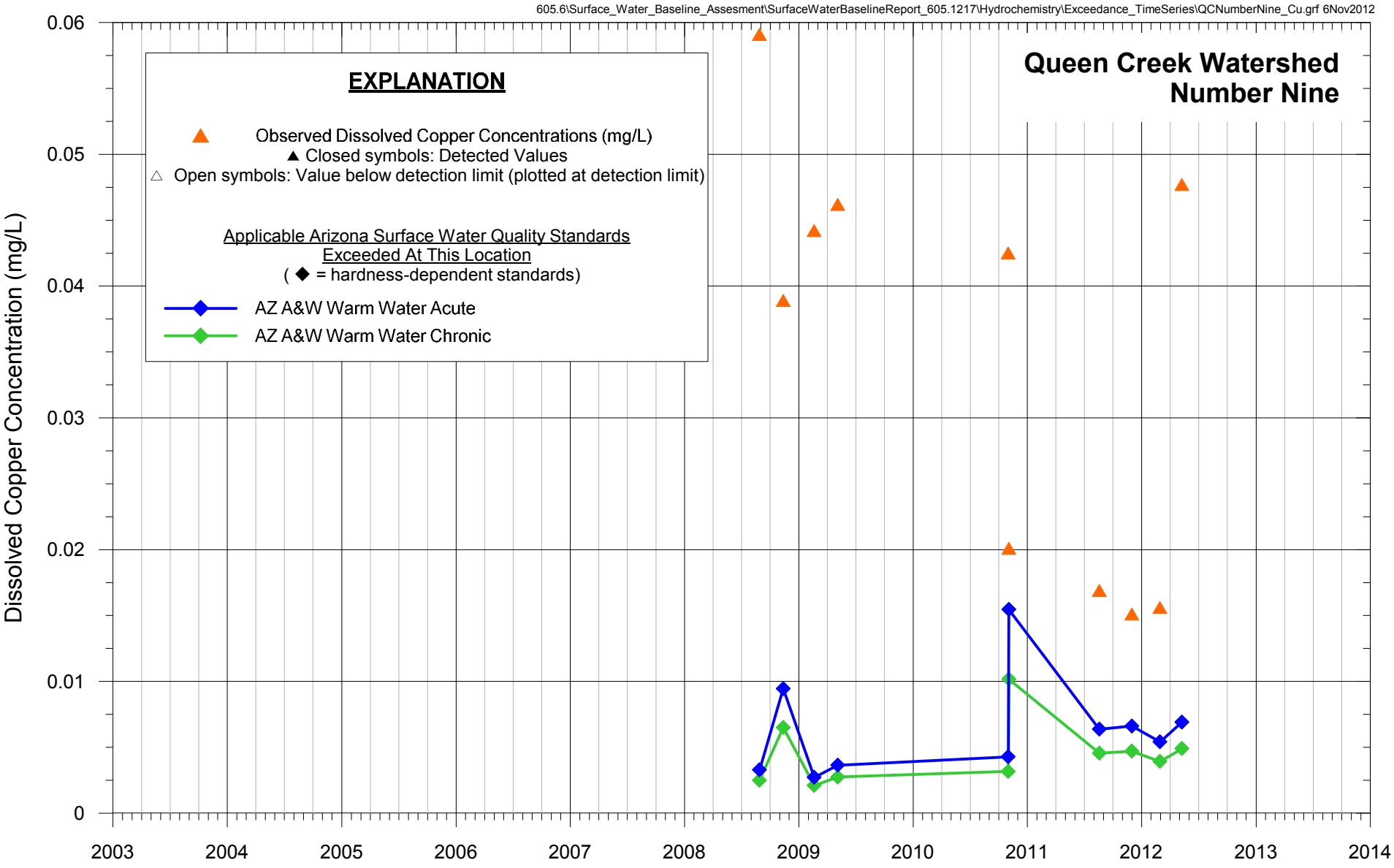

FIGURE 110. DISSOLVED COPPER CONCENTRATIONS OBSERVED IN SURFACE WATER AT NUMBER NINE AND EXCEEDED ARIZONA SURFACE WATER QUALITY STANDARDS QUEEN CREEK WATERSHED, RESOLUTION PROJECT

MONTGOMERY & ASSOCIATES

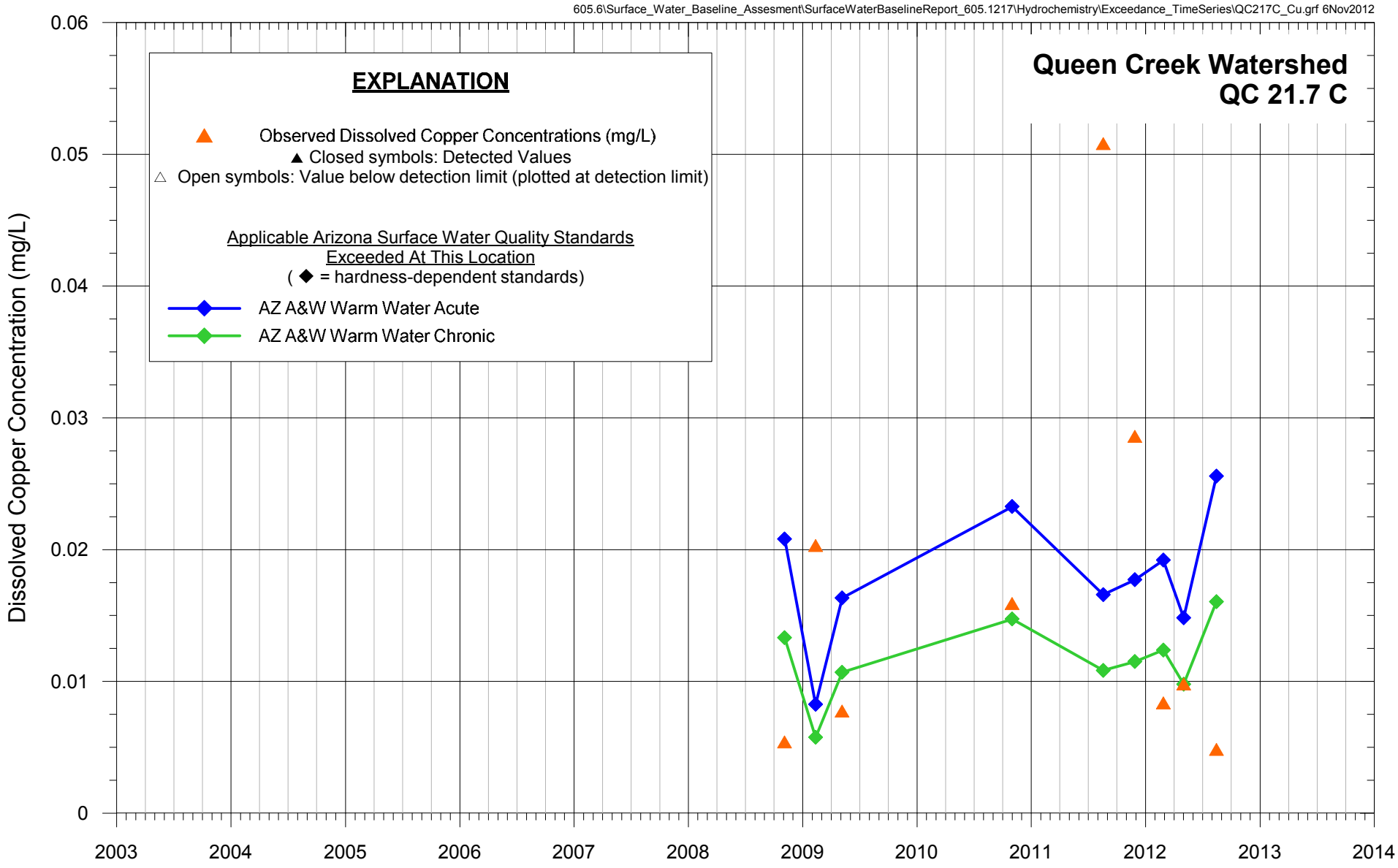

FIGURE 111. DISSOLVED COPPER CONCENTRATIONS OBSERVED IN SURFACE WATER AT QC 21.7 C AND EXCEEDED ARIZONA SURFACE WATER QUALITY STANDARDS QUEEN CREEK WATERSHED, RESOLUTION PROJECT

MONTGOMERY & ASSOCIATES

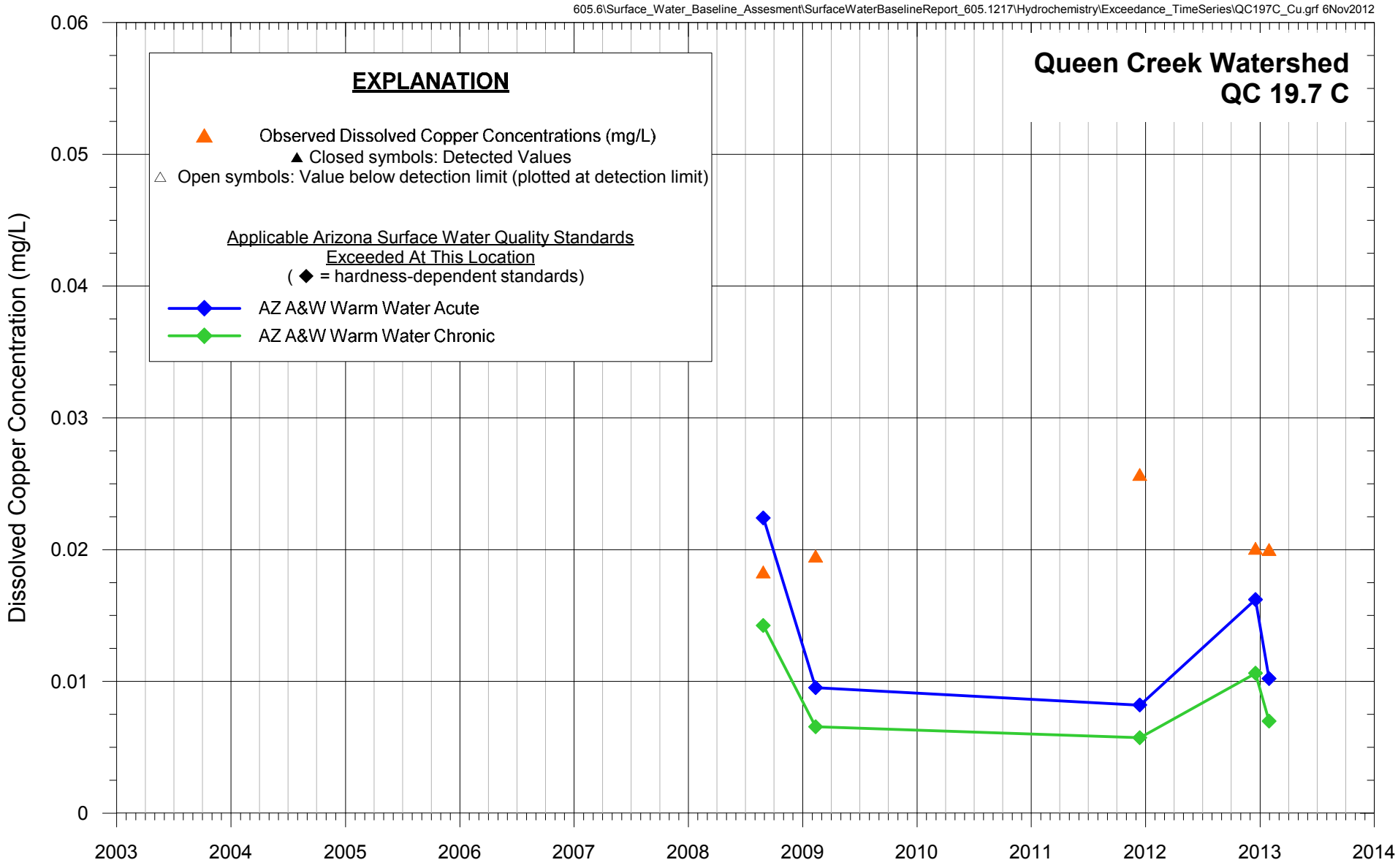

FIGURE 112. DISSOLVED COPPER CONCENTRATIONS OBSERVED IN SURFACE WATER AT QC 19.7 C AND EXCEEDED ARIZONA SURFACE WATER QUALITY STANDARDS QUEEN CREEK WATERSHED, RESOLUTION PROJECT

MONTGOMERY & ASSOCIATES

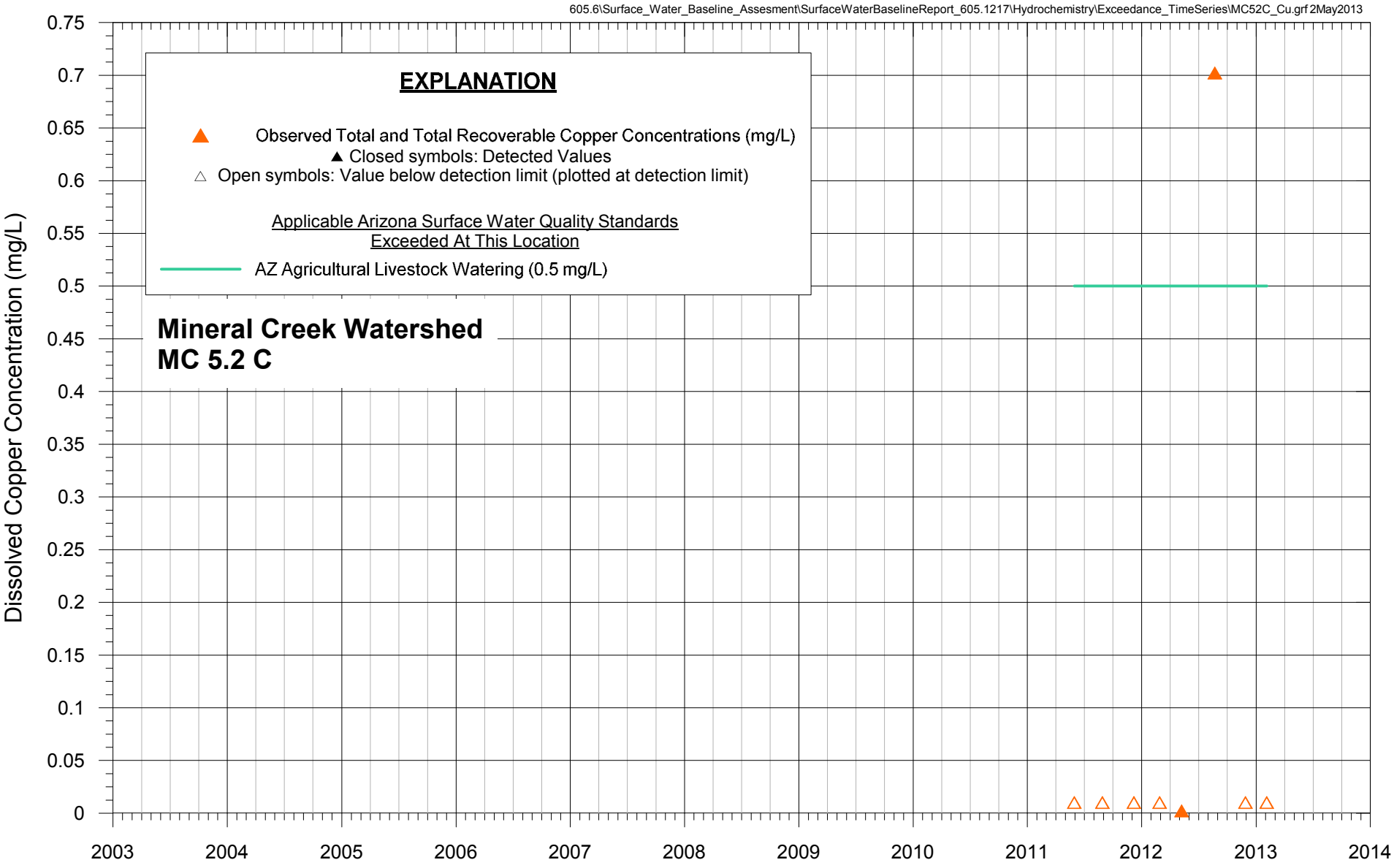

FIGURE 113. TOTAL AND TOTAL RECOVERABLE COPPER CONCENTRATIONS OBSERVED IN SURFACE WATER AT MC 5.2 C AND EXCEEDED ARIZONA SURFACE WATER QUALITY STANDARDS MINERAL CREEK WATERSHED, RESOLUTION PROJECT

MONTGOMERY & ASSOCIATES

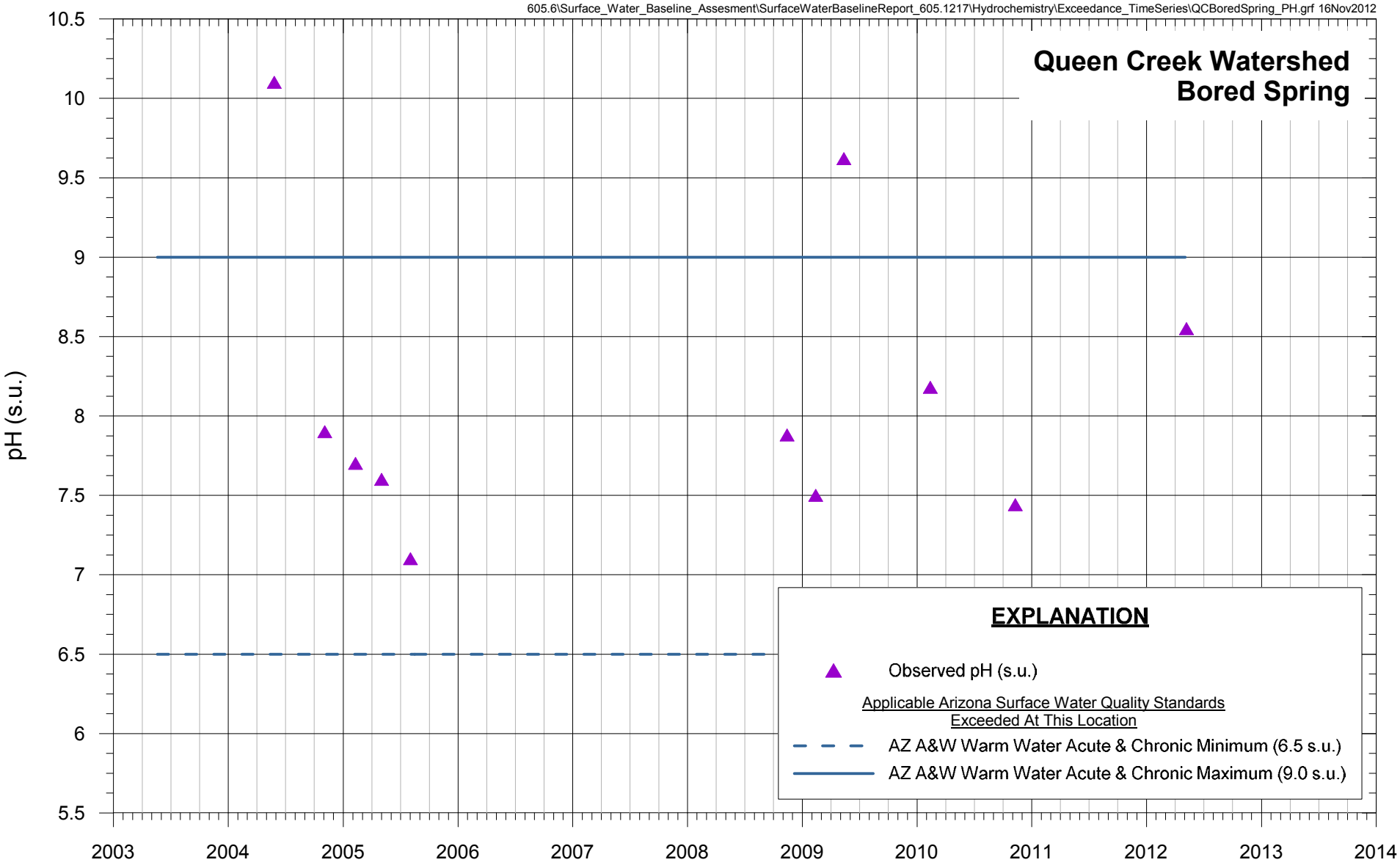

FIGURE 114. pH OBSERVED IN SPRING WATER AT BORED SPRING AND EXCEEDED ARIZONA SURFACE WATER QUALITY STANDARDS QUEEN CREEK WATERSHED, RESOLUTION PROJECT

MONTGOMERY & ASSOCIATES

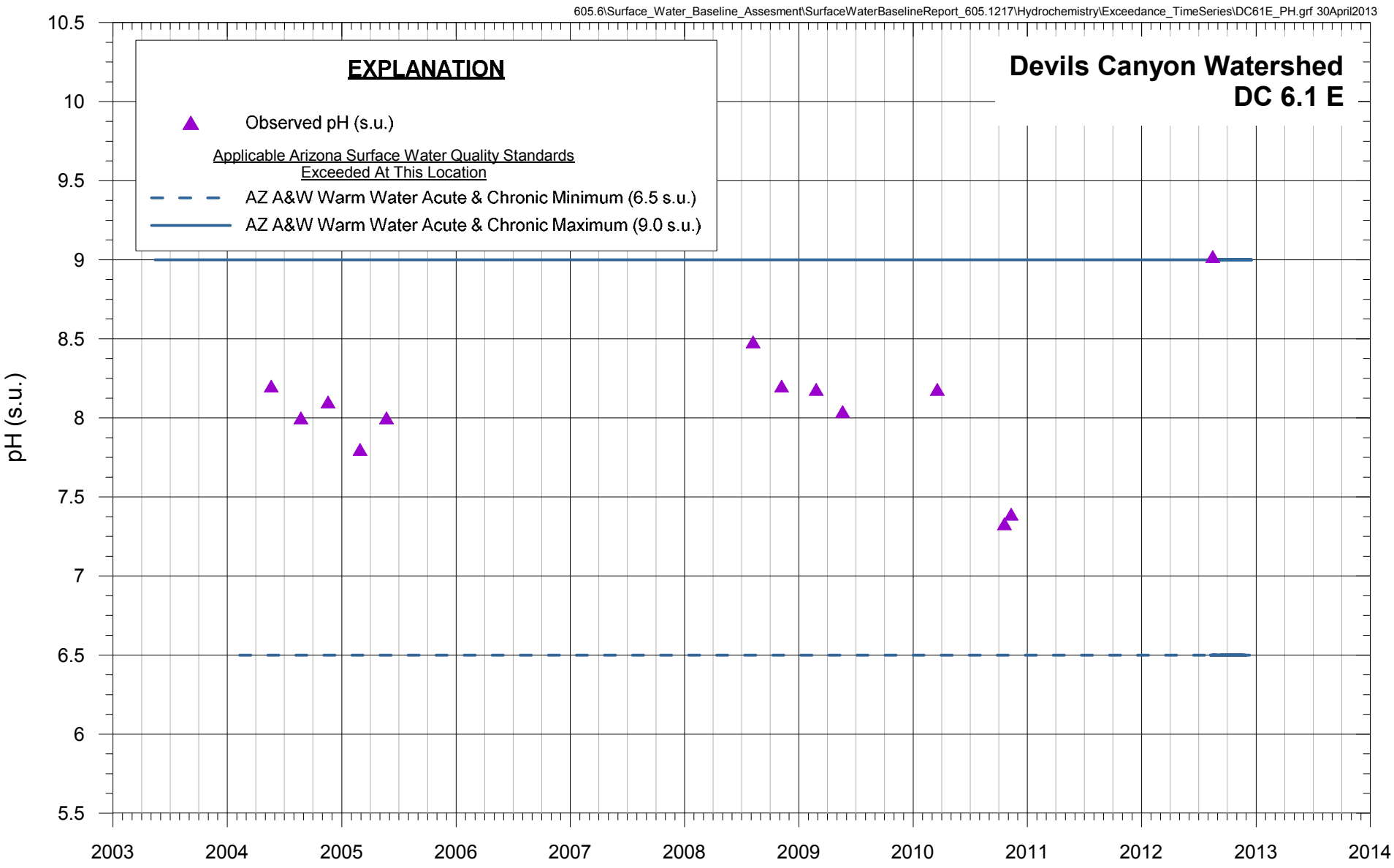

FIGURE 115. pH OBSERVED IN SURFACE WATER AT DC 6.1 E AND EXCEEDED ARIZONA SURFACE WATER QUALITY STANDARDS DEVILS CANYON WATERSHED, RESOLUTION PROJECT

MONTGOMERY & ASSOCIATES

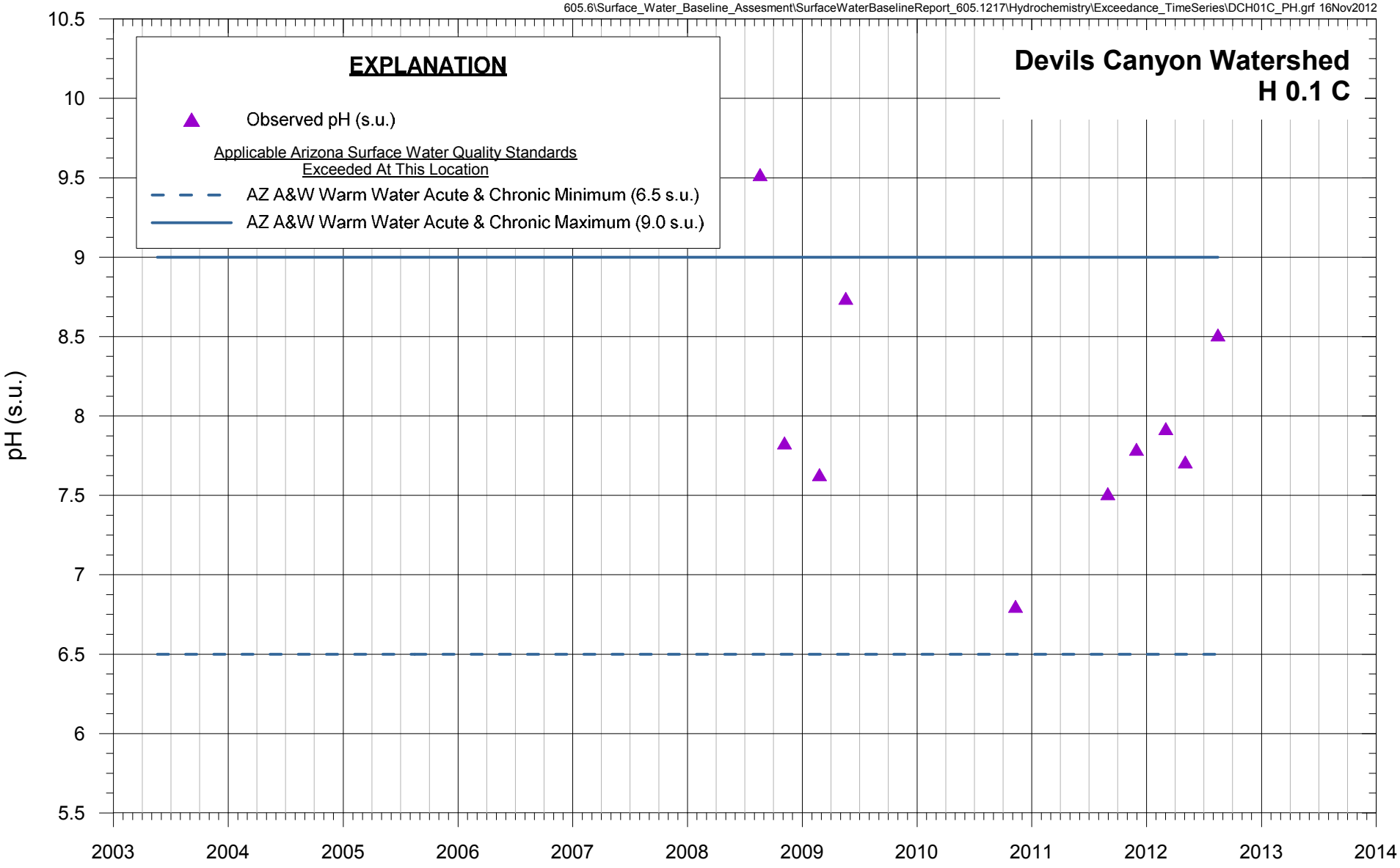

FIGURE 116. pH OBSERVED IN SURFACE WATER AT H 0.1 C AND EXCEEDED ARIZONA SURFACE WATER QUALITY STANDARDS DEVILS CANYON WATERSHED, RESOLUTION PROJECT

MONTGOMERY & ASSOCIATES

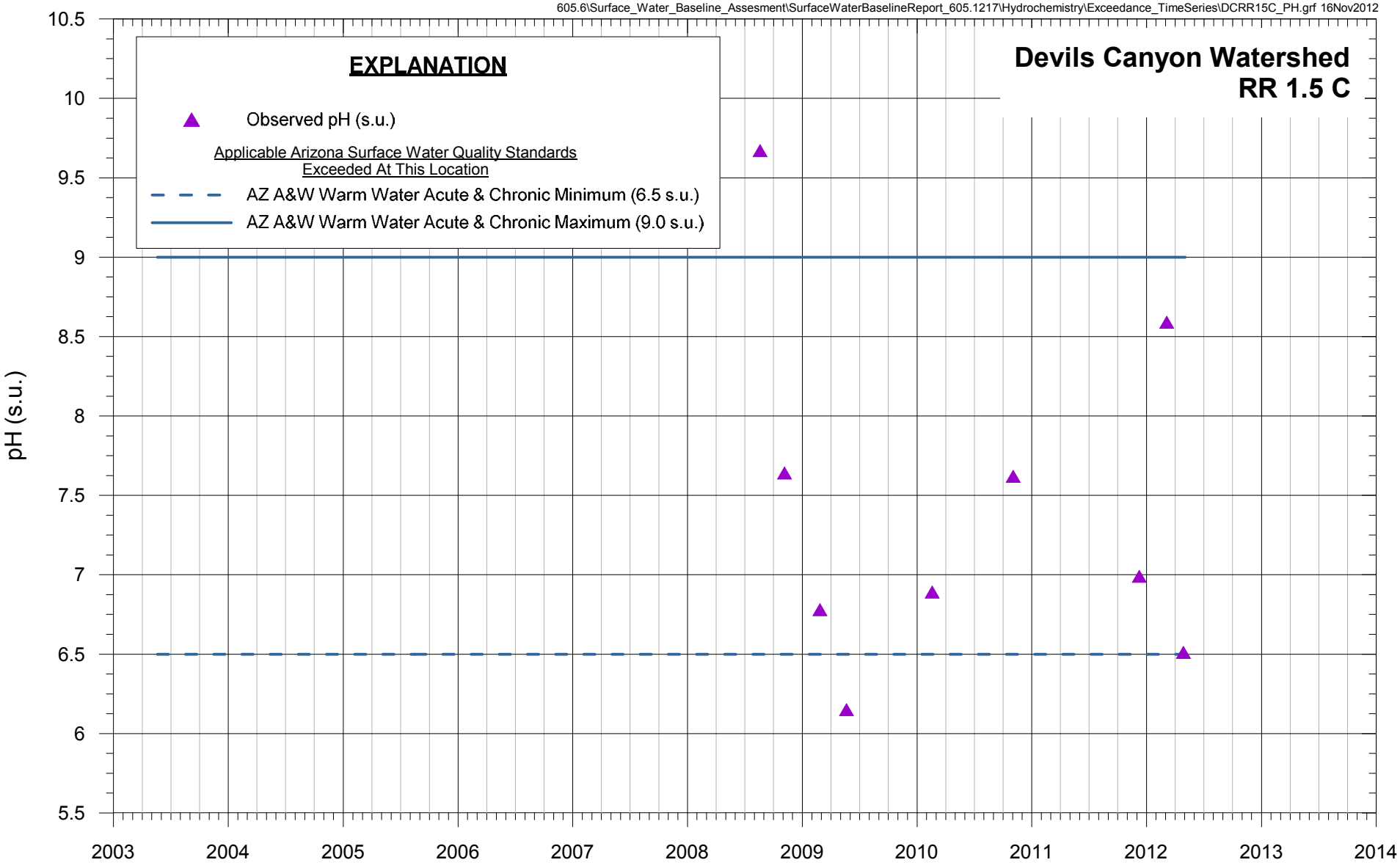

FIGURE 117. pH OBSERVED IN SURFACE WATER AT RR 1.5 C AND EXCEEDED ARIZONA SURFACE WATER QUALITY STANDARDS DEVILS CANYON WATERSHED, RESOLUTION PROJECT

MONTGOMERY & ASSOCIATES

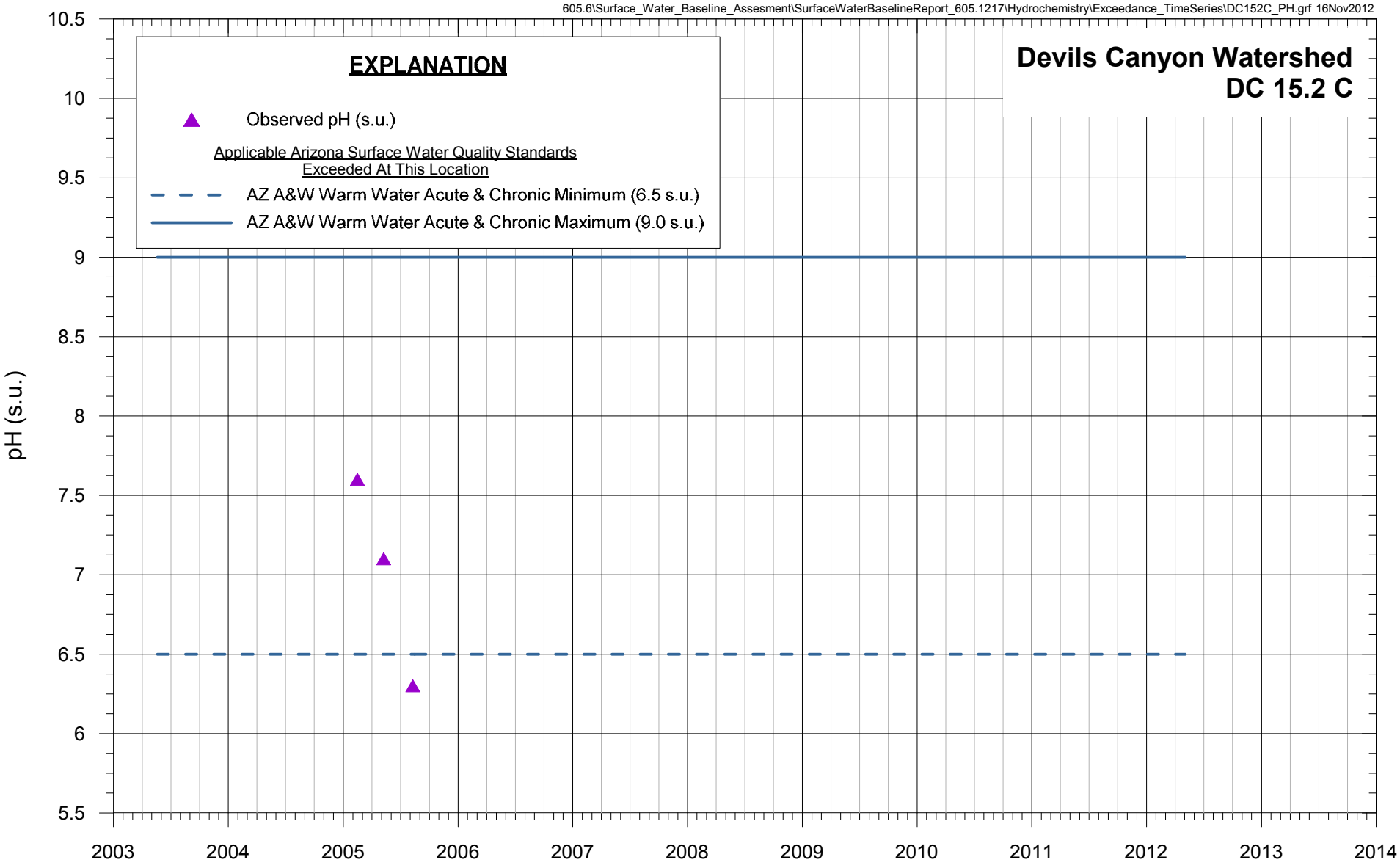

FIGURE 118. pH OBSERVED IN SURFACE WATER AT DC 15.2 C AND EXCEEDED ARIZONA SURFACE WATER QUALITY STANDARDS DEVILS CANYON WATERSHED, RESOLUTION PROJECT

MONTGOMERY & ASSOCIATES

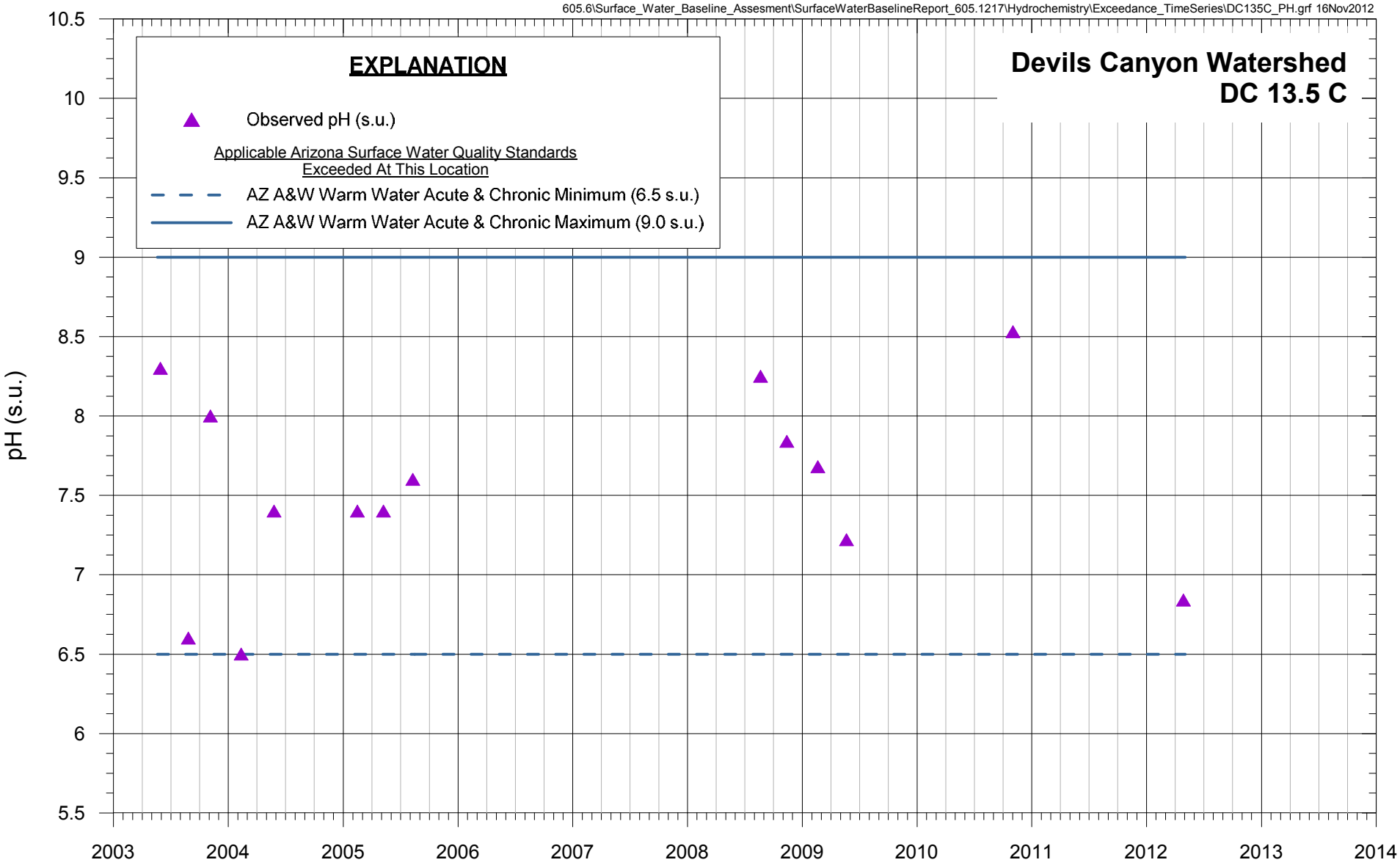

FIGURE 119. pH OBSERVED IN SURFACE WATER AT DC 13.5 C AND EXCEEDED ARIZONA SURFACE WATER QUALITY STANDARDS DEVILS CANYON WATERSHED, RESOLUTION PROJECT

MONTGOMERY & ASSOCIATES

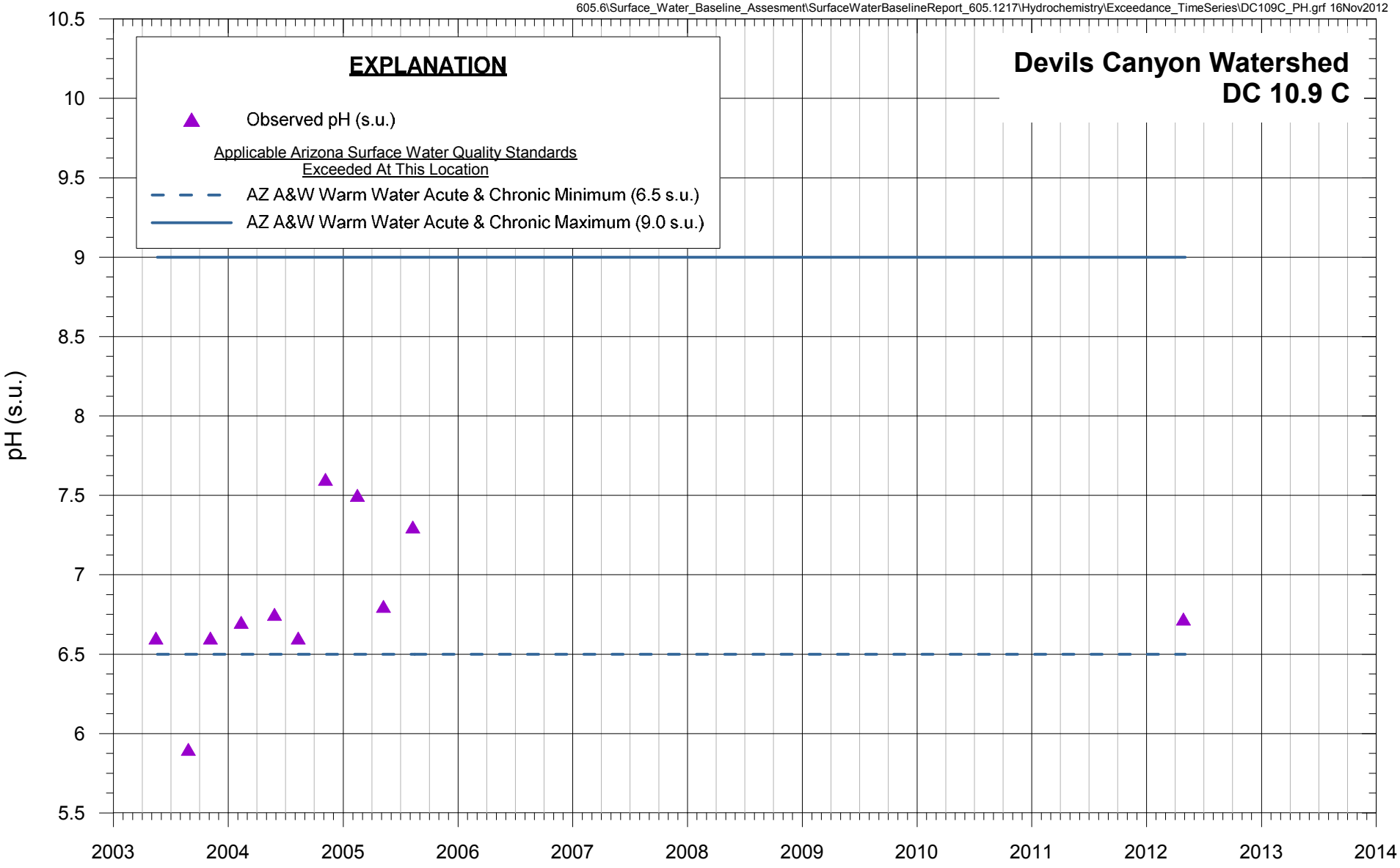

FIGURE 120. pH OBSERVED IN SURFACE WATER AT DC 10.9 C AND EXCEEDED ARIZONA SURFACE WATER QUALITY STANDARDS DEVILS CANYON WATERSHED, RESOLUTION PROJECT

MONTGOMERY & ASSOCIATES

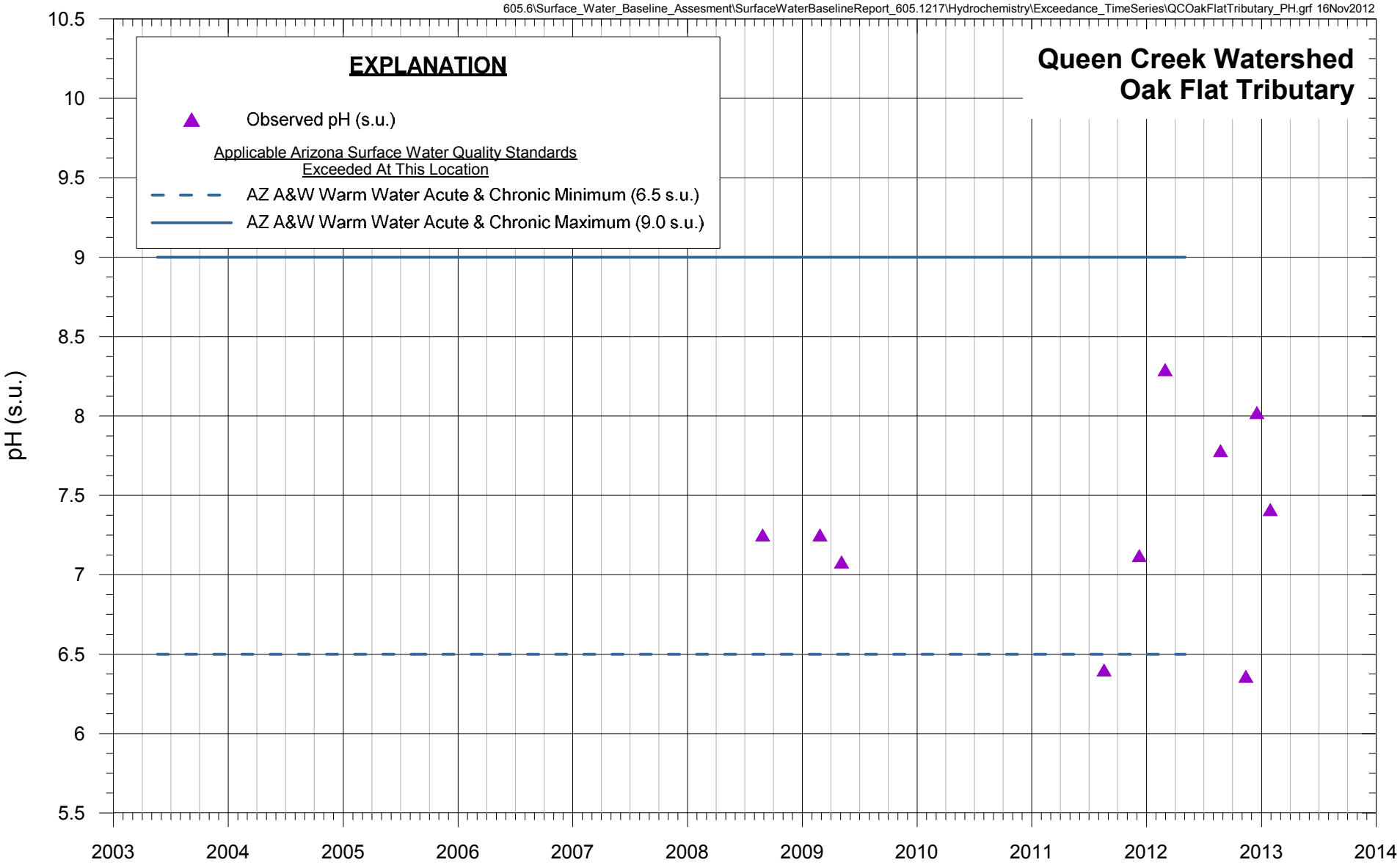

FIGURE 121. pH OBSERVED IN SURFACE WATER AT OAK FLAT TRIBUTARY AND EXCEEDED ARIZONA SURFACE WATER QUALITY STANDARDS QUEEN CREEK WATERSHED, RESOLUTION PROJECT

MONTGOMERY & ASSOCIATES

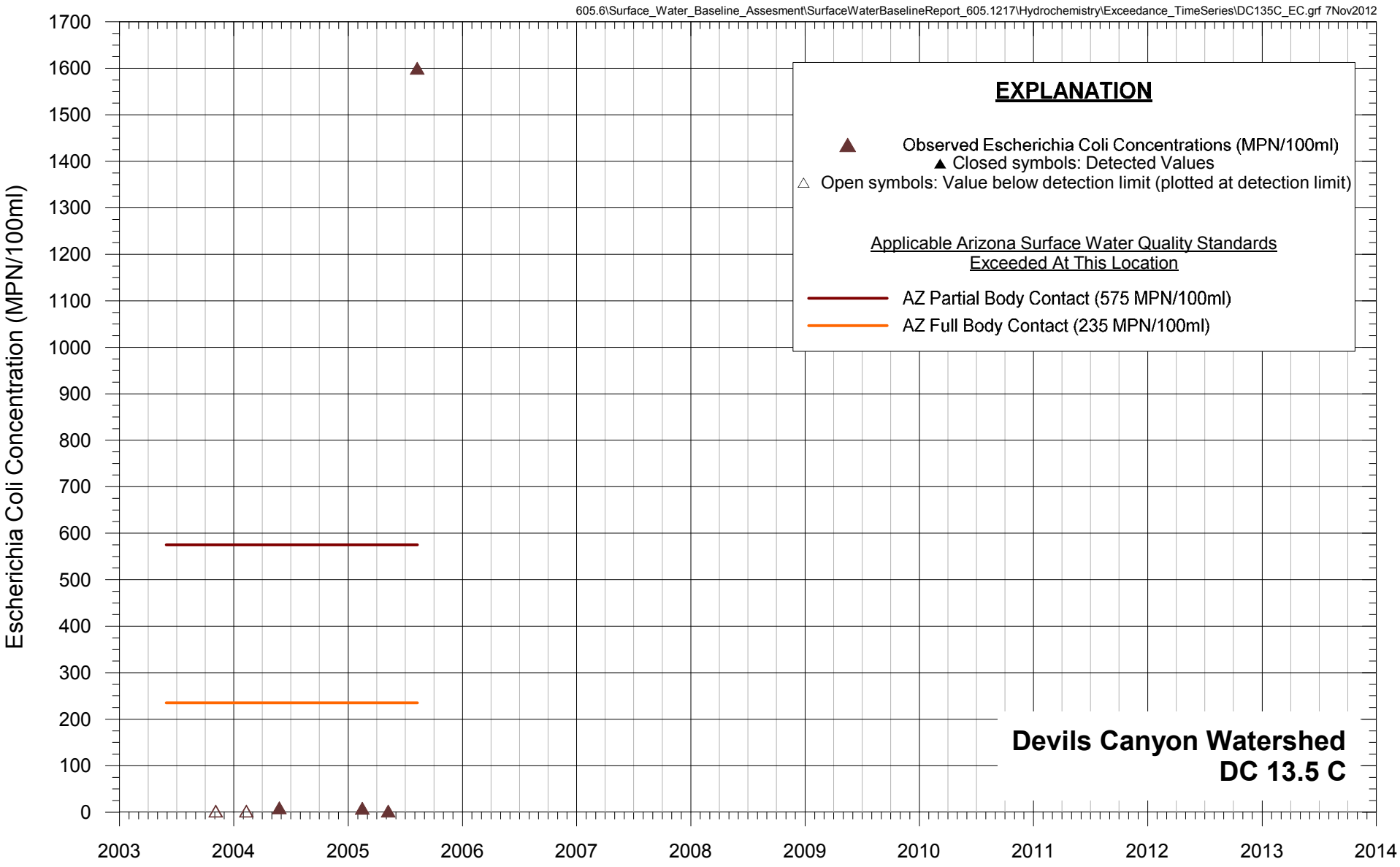

FIGURE 122. ESCHERICHIA COLI CONCENTRATIONS OBSERVED IN SURFACE WATER AT DC 13.5 C AND EXCEEDED ARIZONA SURFACE WATER QUALITY STANDARDS DEVILS CANYON WATERSHED, RESOLUTION PROJECT

MONTGOMERY & ASSOCIATES

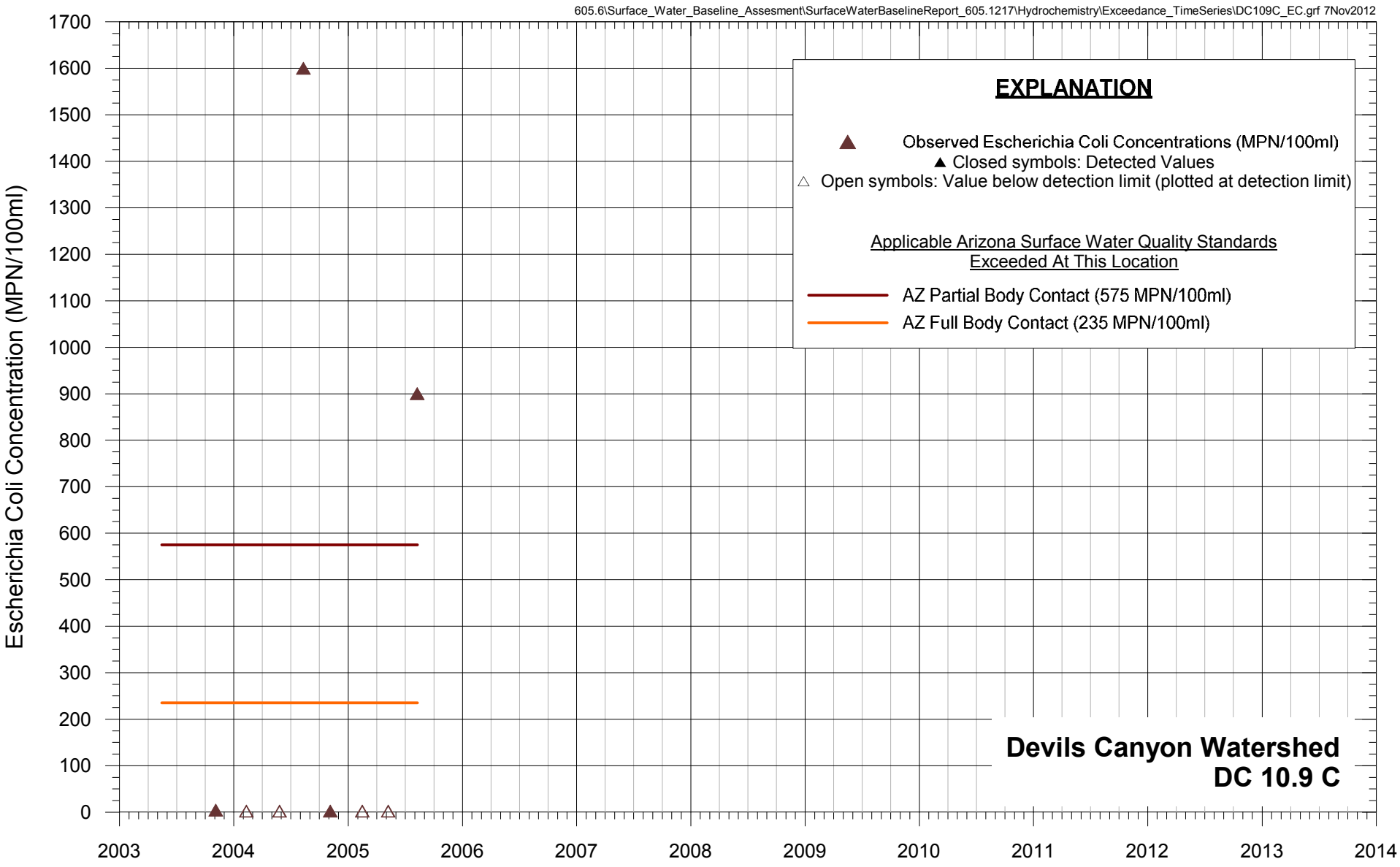

FIGURE 123. ESCHERICHIA COLI CONCENTRATIONS OBSERVED IN SURFACE WATER AT DC 10.9 C AND EXCEEDED ARIZONA SURFACE WATER QUALITY STANDARDS DEVILS CANYON WATERSHED, RESOLUTION PROJECT

MONTGOMERY & ASSOCIATES

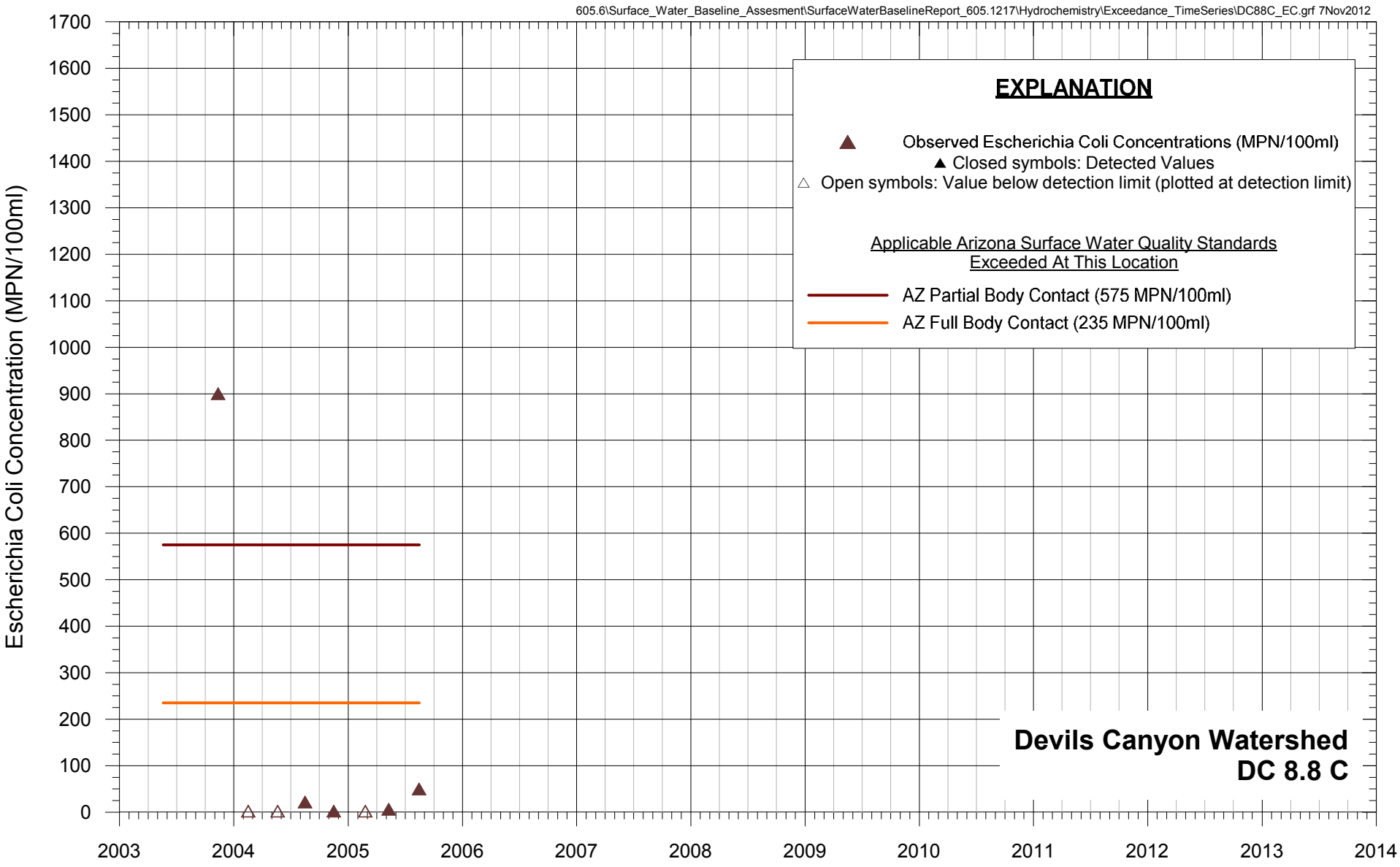

FIGURE 124. ESCHERICHIA COLI CONCENTRATIONS OBSERVED IN SURFACE WATER AT DC 8.8 C AND EXCEEDED ARIZONA SURFACE WATER QUALITY STANDARDS DEVILS CANYON WATERSHED, RESOLUTION PROJECT

MONTGOMERY & ASSOCIATES

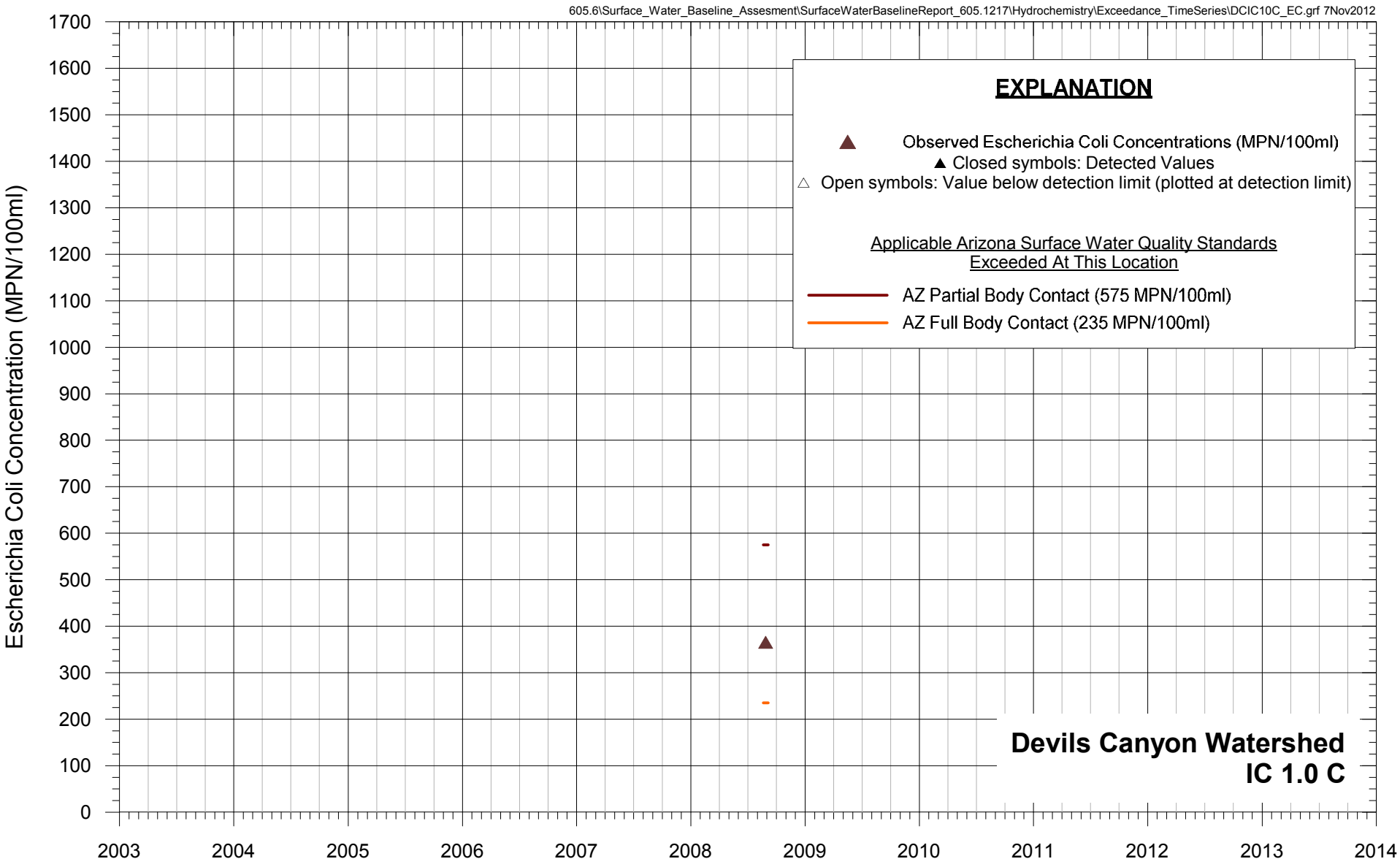

FIGURE 125. ESCHERICHIA COLI CONCENTRATIONS OBSERVED IN SURFACE WATER AT IC 1.0 C AND EXCEEDED ARIZONA SURFACE WATER QUALITY STANDARDS DEVILS CANYON WATERSHED, RESOLUTION PROJECT

MONTGOMERY & ASSOCIATES

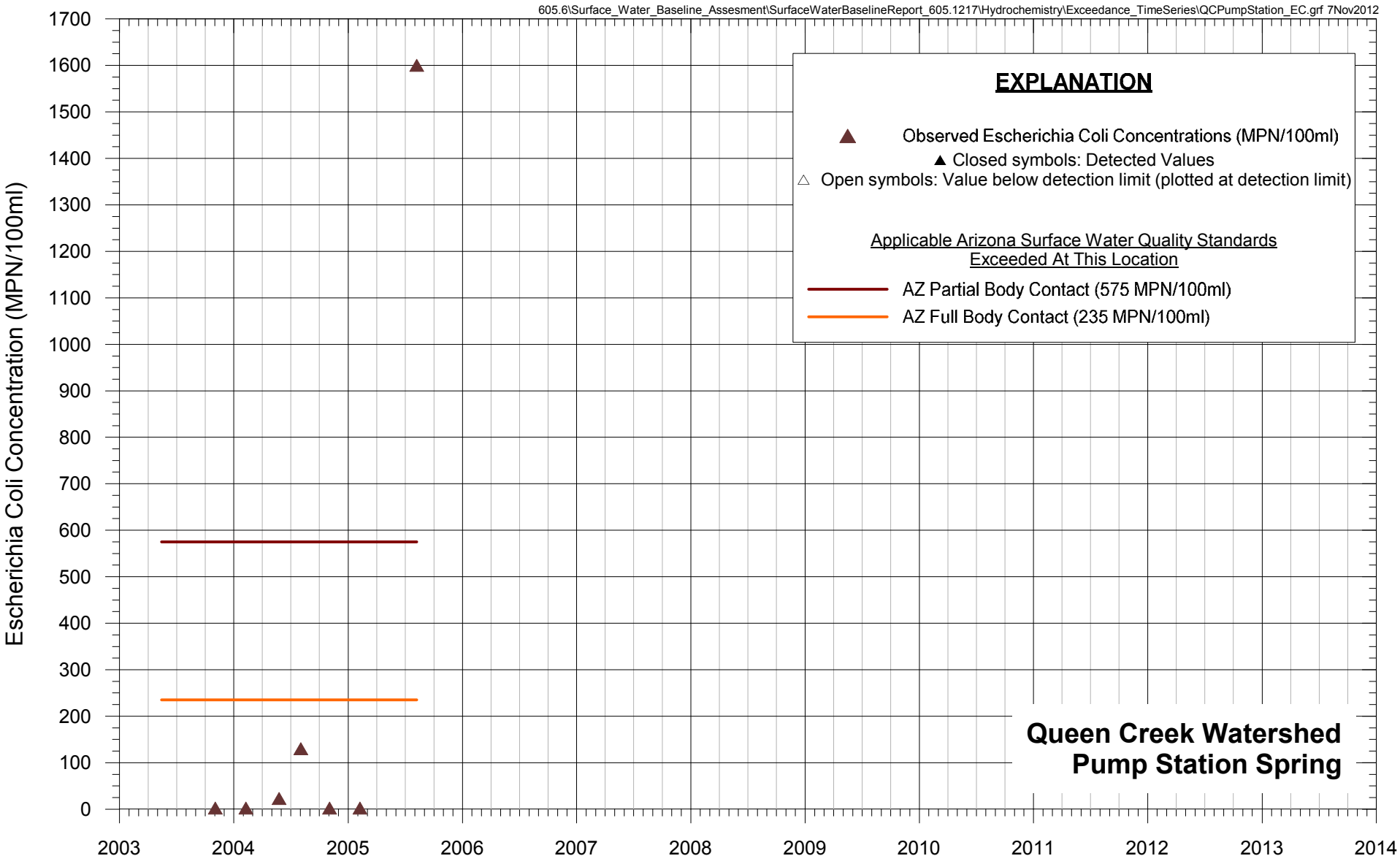

FIGURE 126. ESCHERICHIA COLI CONCENTRATIONS OBSERVED IN SPRING WATER AT PUMP STATION SPRING AND EXCEEDED ARIZONA SURFACE WATER QUALITY STANDARDS QUEEN CREEK WATERSHED, RESOLUTION PROJECT

MONTGOMERY & ASSOCIATES

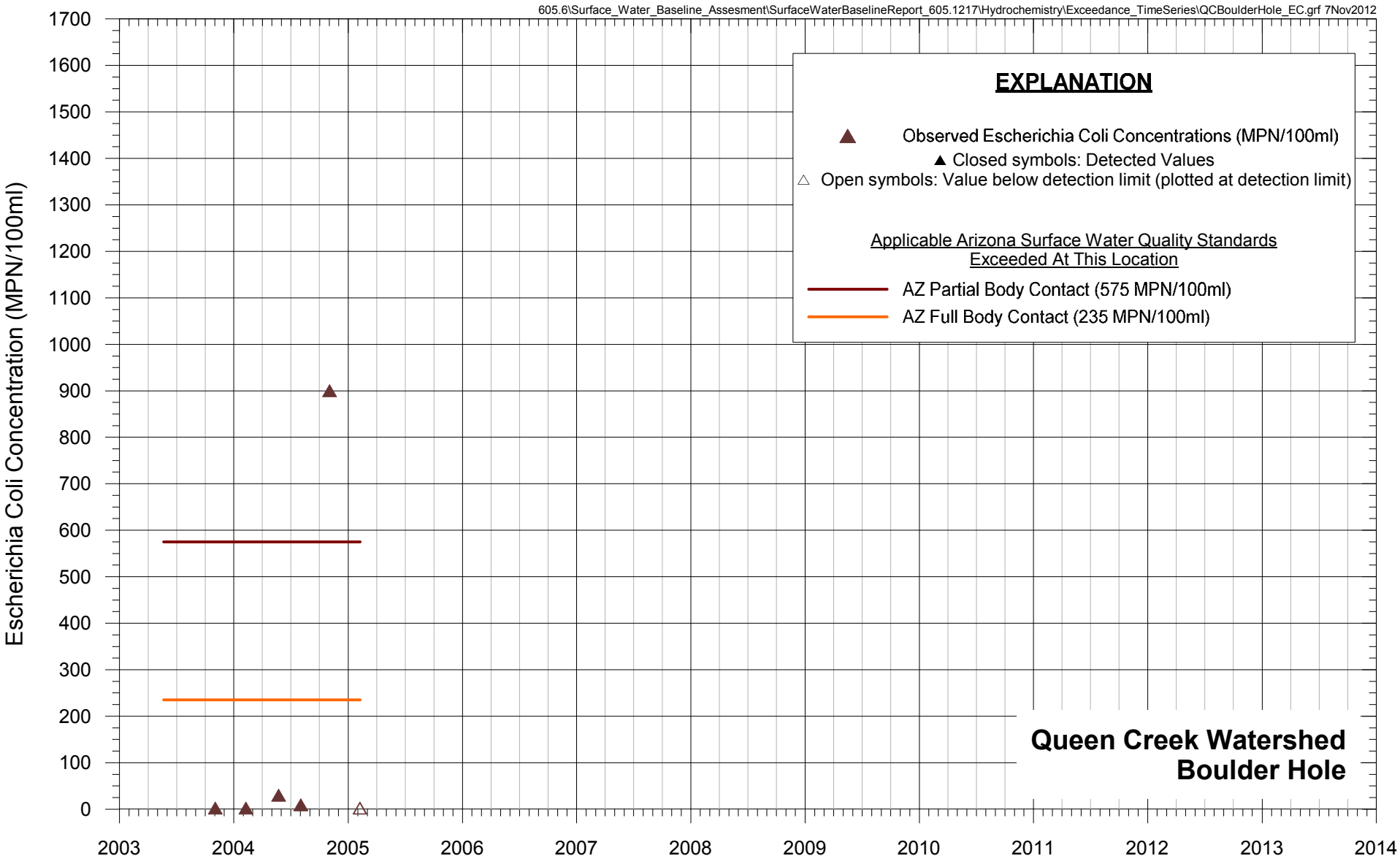

FIGURE 127. ESCHERICHIA COLI CONCENTRATIONS OBSERVED IN WATER AT BOULDER HOLE AND EXCEEDED ARIZONA SURFACE WATER QUALITY STANDARDS QUEEN CREEK WATERSHED, RESOLUTION PROJECT

MONTGOMERY & ASSOCIATES

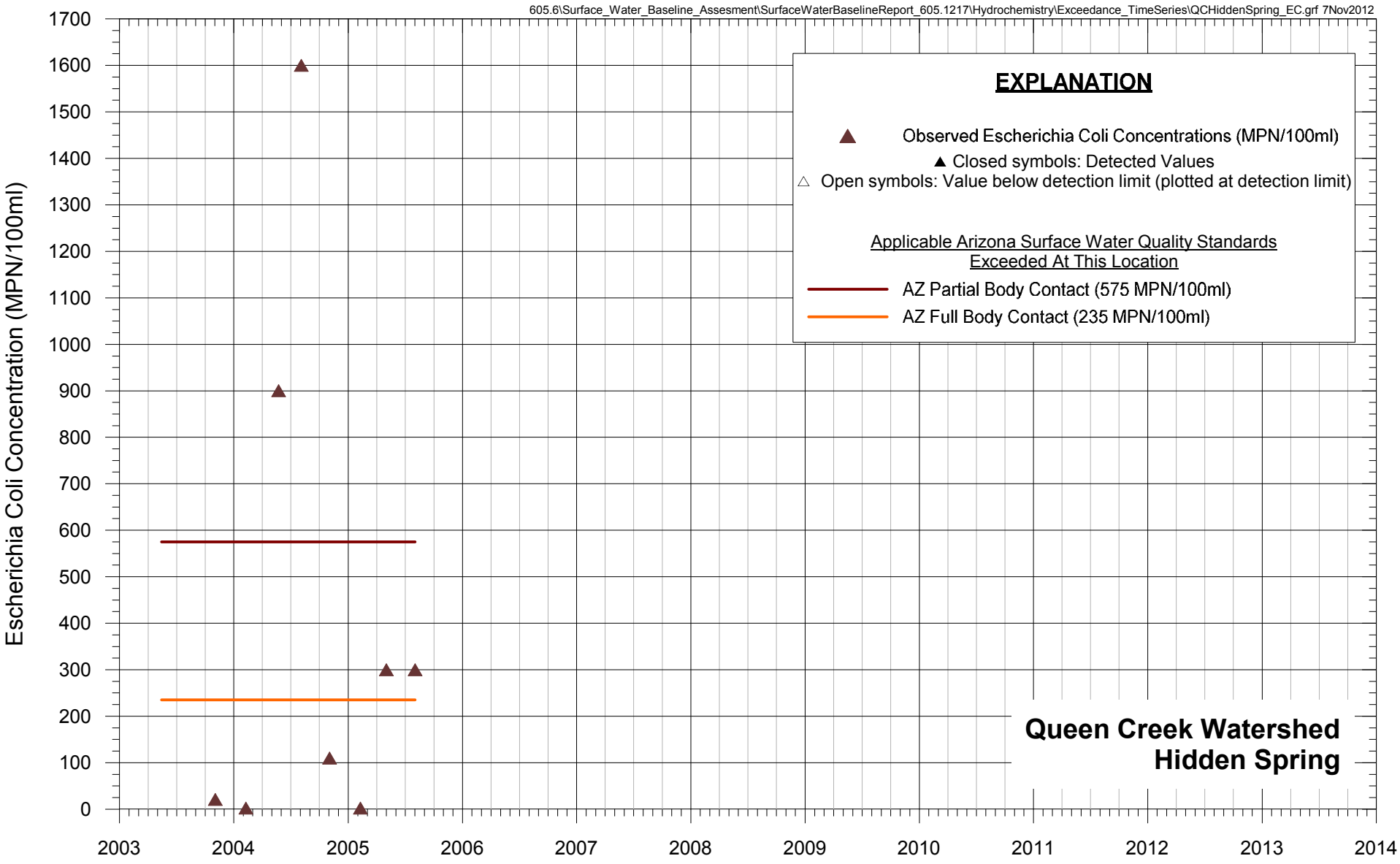

FIGURE 128. ESCHERICHIA COLI CONCENTRATIONS OBSERVED IN SPRING WATER AT HIDDEN SPRING AND EXCEEDED ARIZONA SURFACE WATER QUALITY STANDARDS QUEEN CREEK WATERSHED, RESOLUTION PROJECT

MONTGOMERY & ASSOCIATES

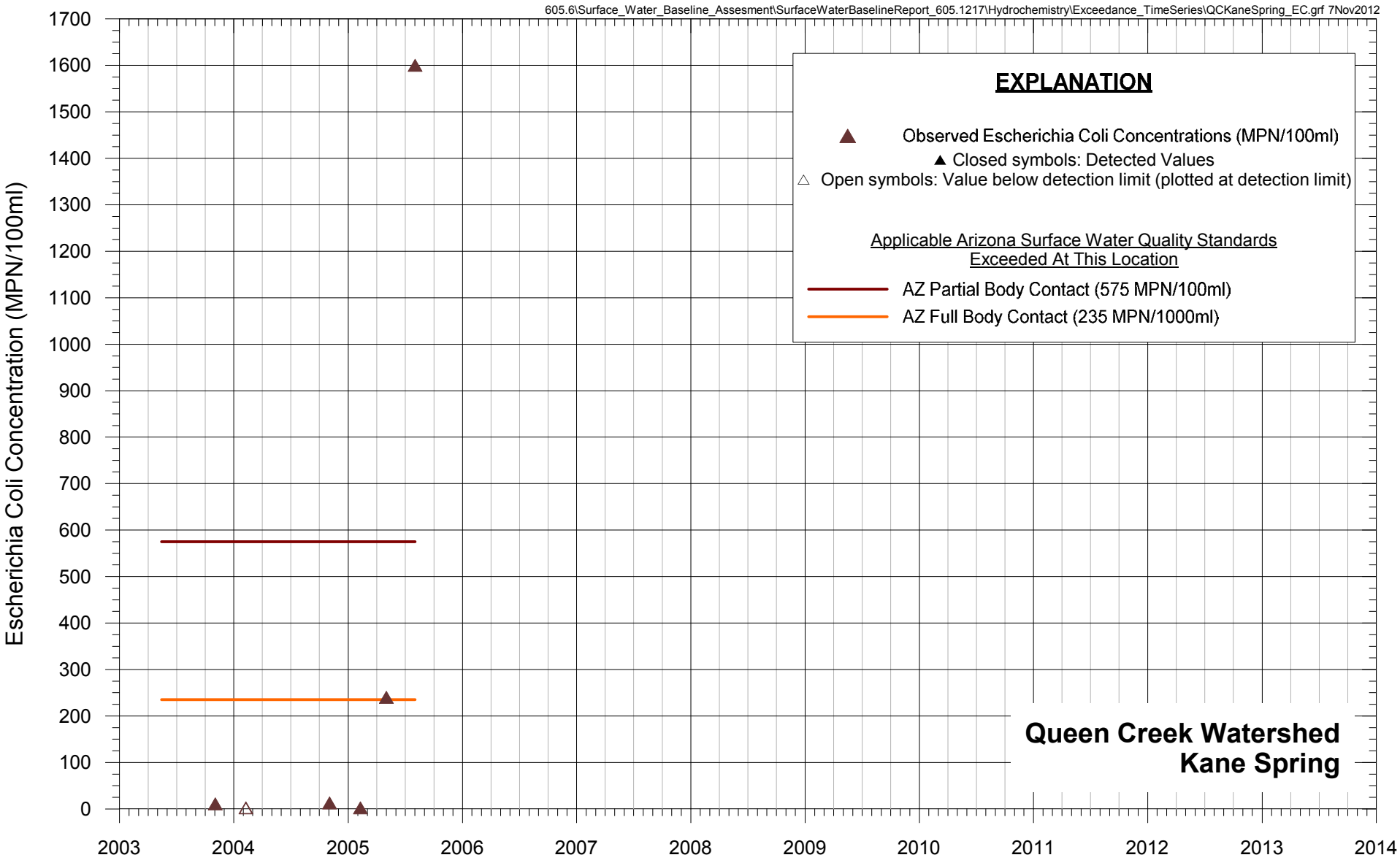

FIGURE 129. ESCHERICHIA COLI CONCENTRATIONS OBSERVED IN SPRING WATER AT KANE SPRING AND EXCEEDED ARIZONA SURFACE WATER QUALITY STANDARDS QUEEN CREEK WATERSHED, RESOLUTION PROJECT

MONTGOMERY & ASSOCIATES

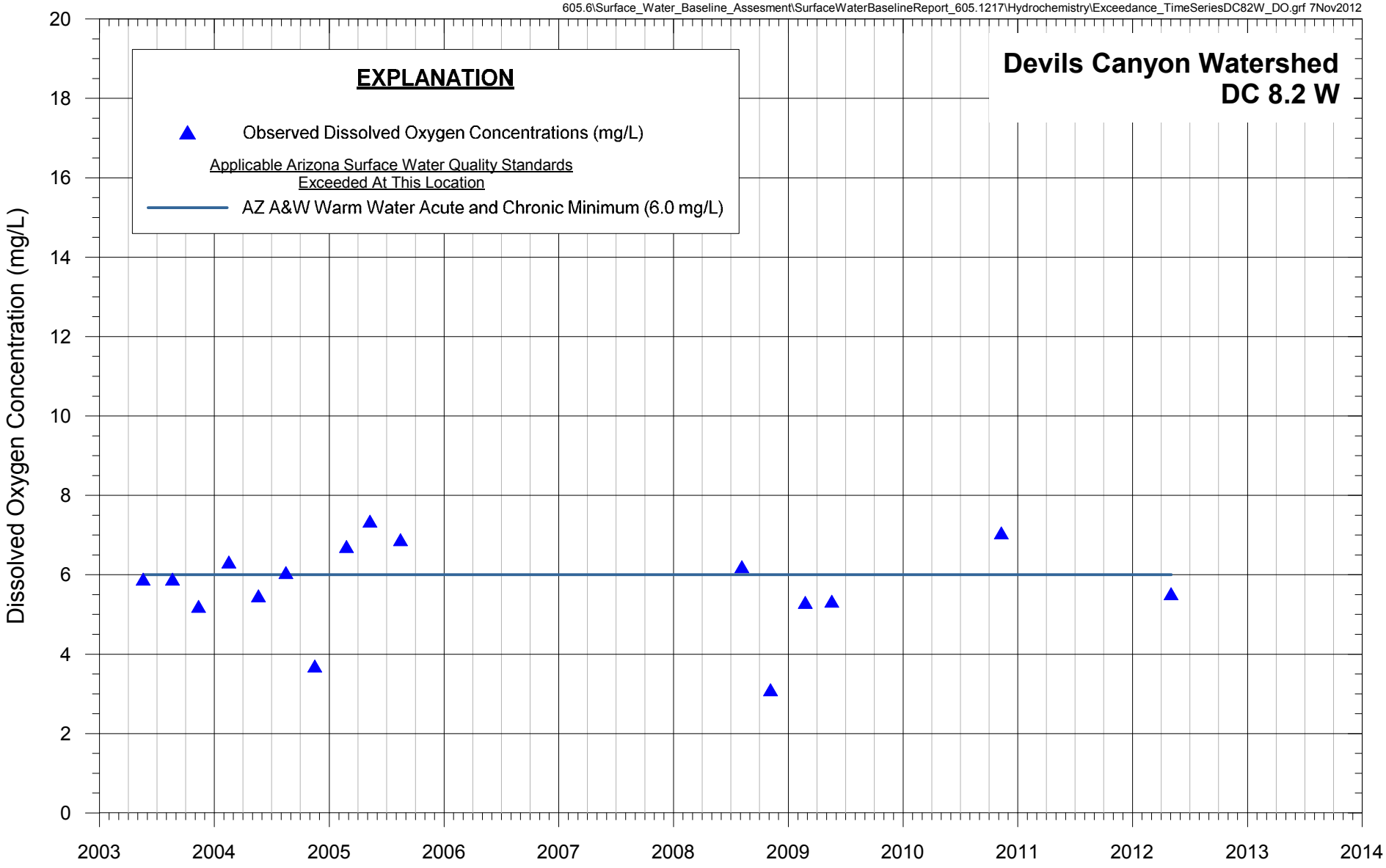

FIGURE 130. DISSOLVED OXYGEN CONCENTRATIONS OBSERVED IN SPRING WATER AT DC 8.2 W AND EXCEEDED ARIZONA SURFACE WATER QUALITY STANDARDS DEVILS CANYON WATERSHED, RESOLUTION PROJECT

MONTGOMERY & ASSOCIATES

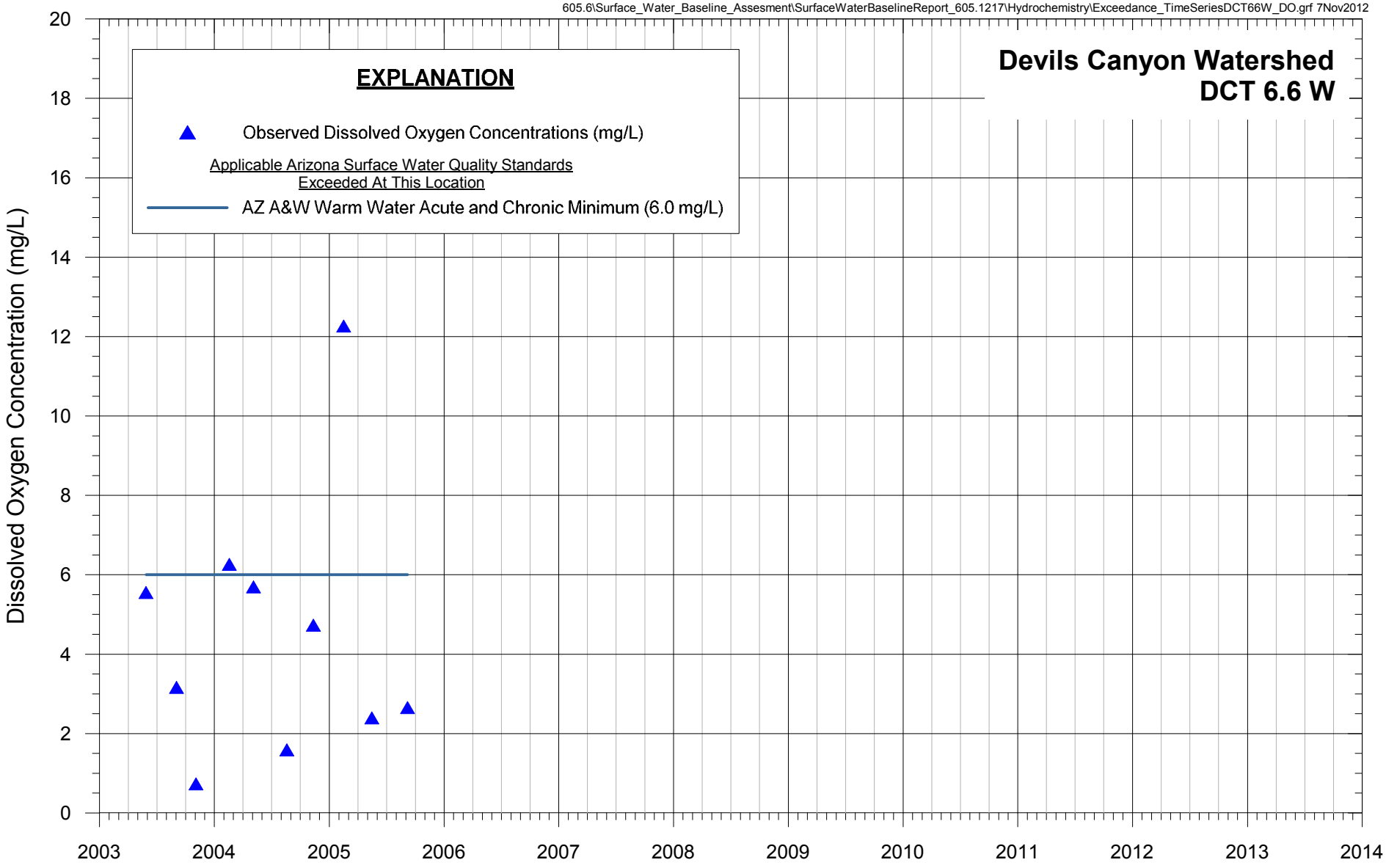

FIGURE 131. DISSOLVED OXYGEN CONCENTRATIONS OBSERVED IN SPRING WATER AT DCT 6.6 W AND EXCEEDED ARIZONA SURFACE WATER QUALITY STANDARDS DEVILS CANYON WATERSHED, RESOLUTION PROJECT

MONTGOMERY & ASSOCIATES

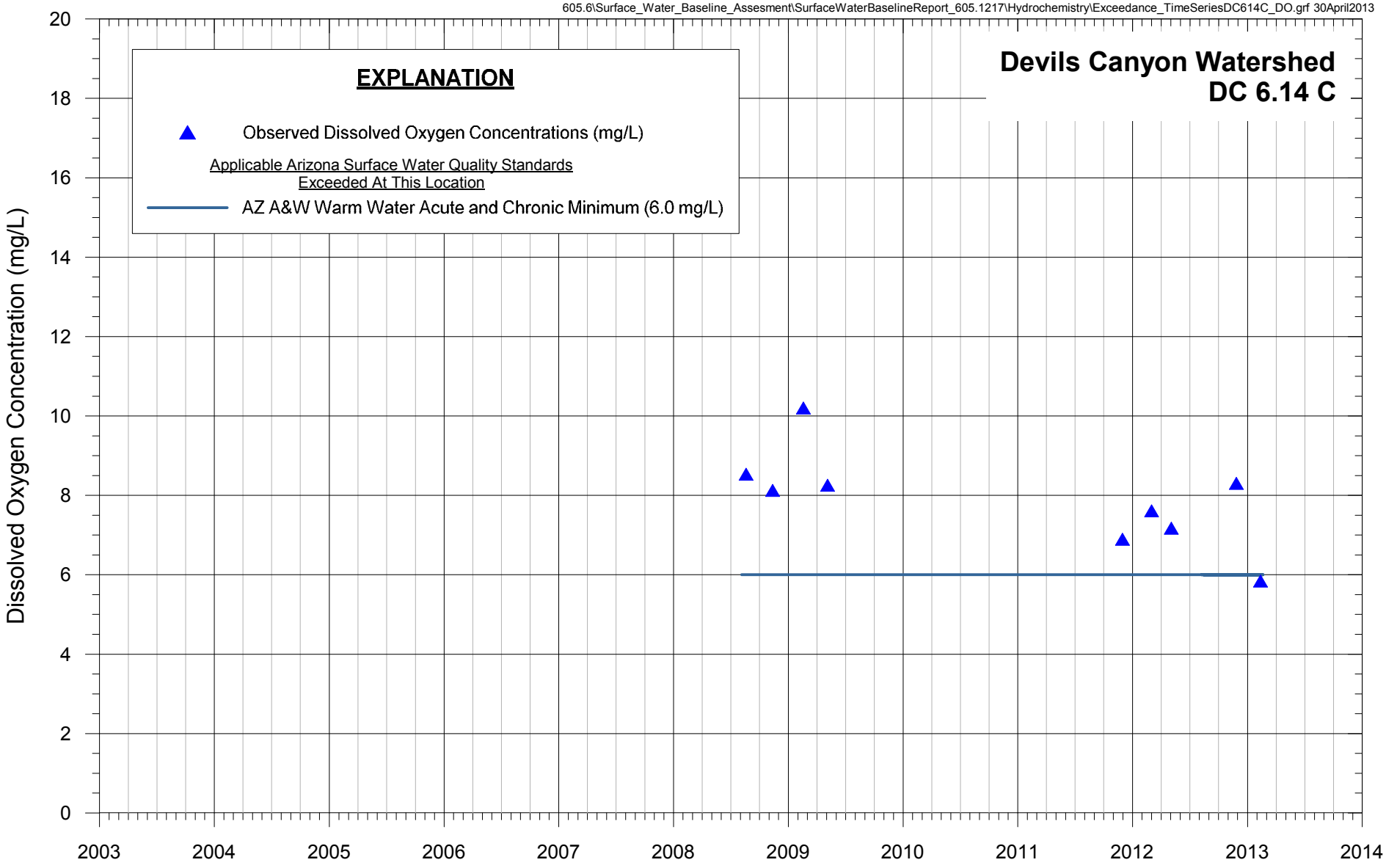

FIGURE 132. DISSOLVED OXYGEN CONCENTRATIONS OBSERVED IN SURFACE WATER AT DC 6.14 C AND EXCEEDED ARIZONA SURFACE WATER QUALITY STANDARDS DEVILS CANYON WATERSHED, RESOLUTION PROJECT

MONTGOMERY & ASSOCIATES

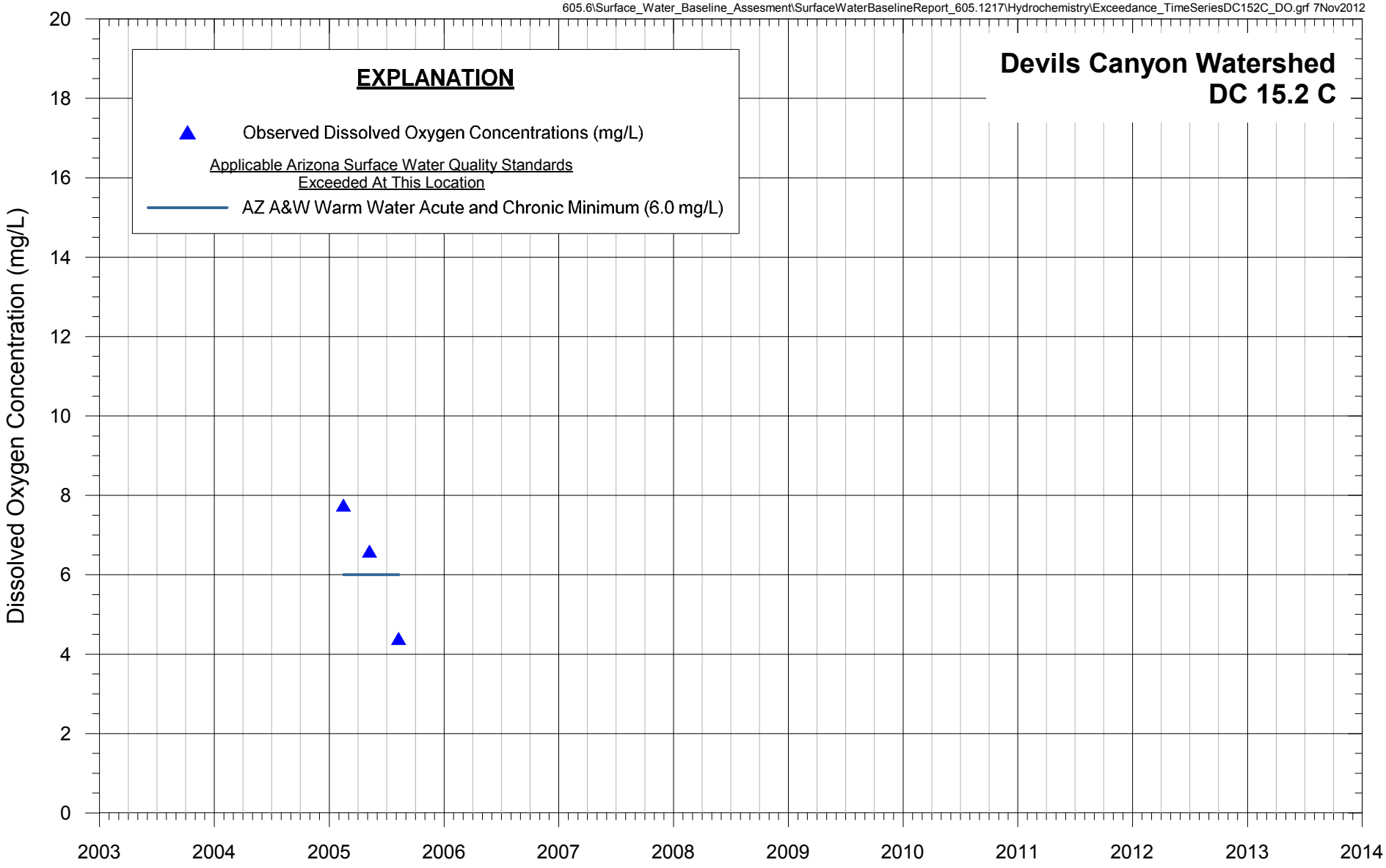

FIGURE 133. DISSOLVED OXYGEN CONCENTRATIONS OBSERVED IN SURFACE WATER AT DC 15.2 C AND EXCEEDED ARIZONA SURFACE WATER QUALITY STANDARDS DEVILS CANYON WATERSHED, RESOLUTION PROJECT

MONTGOMERY & ASSOCIATES

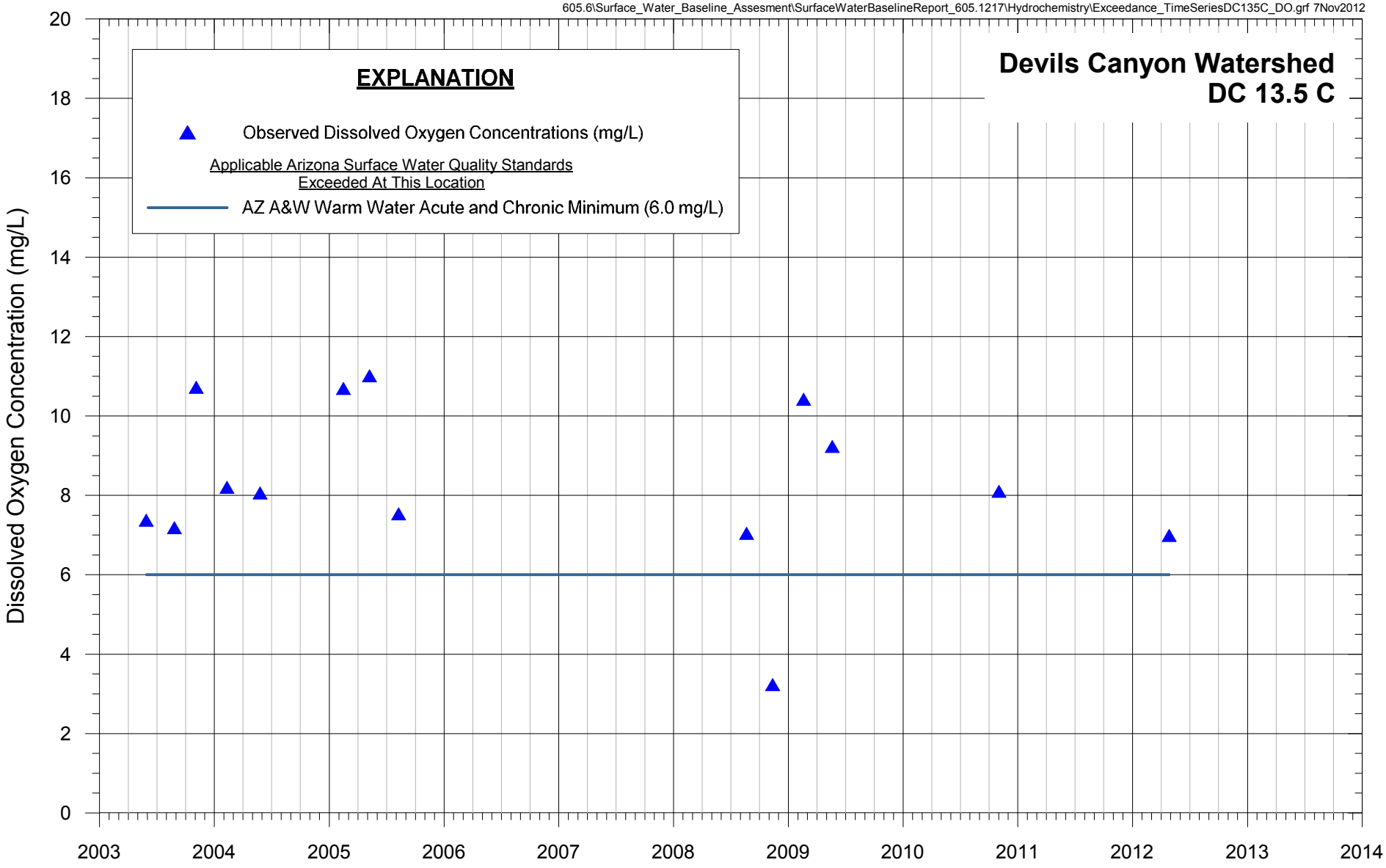

FIGURE 134. DISSOLVED OXYGEN CONCENTRATIONS OBSERVED IN SURFACE WATER AT DC 13.5 C AND EXCEEDED ARIZONA SURFACE WATER QUALITY STANDARDS DEVILS CANYON WATERSHED, RESOLUTION PROJECT

MONTGOMERY & ASSOCIATES

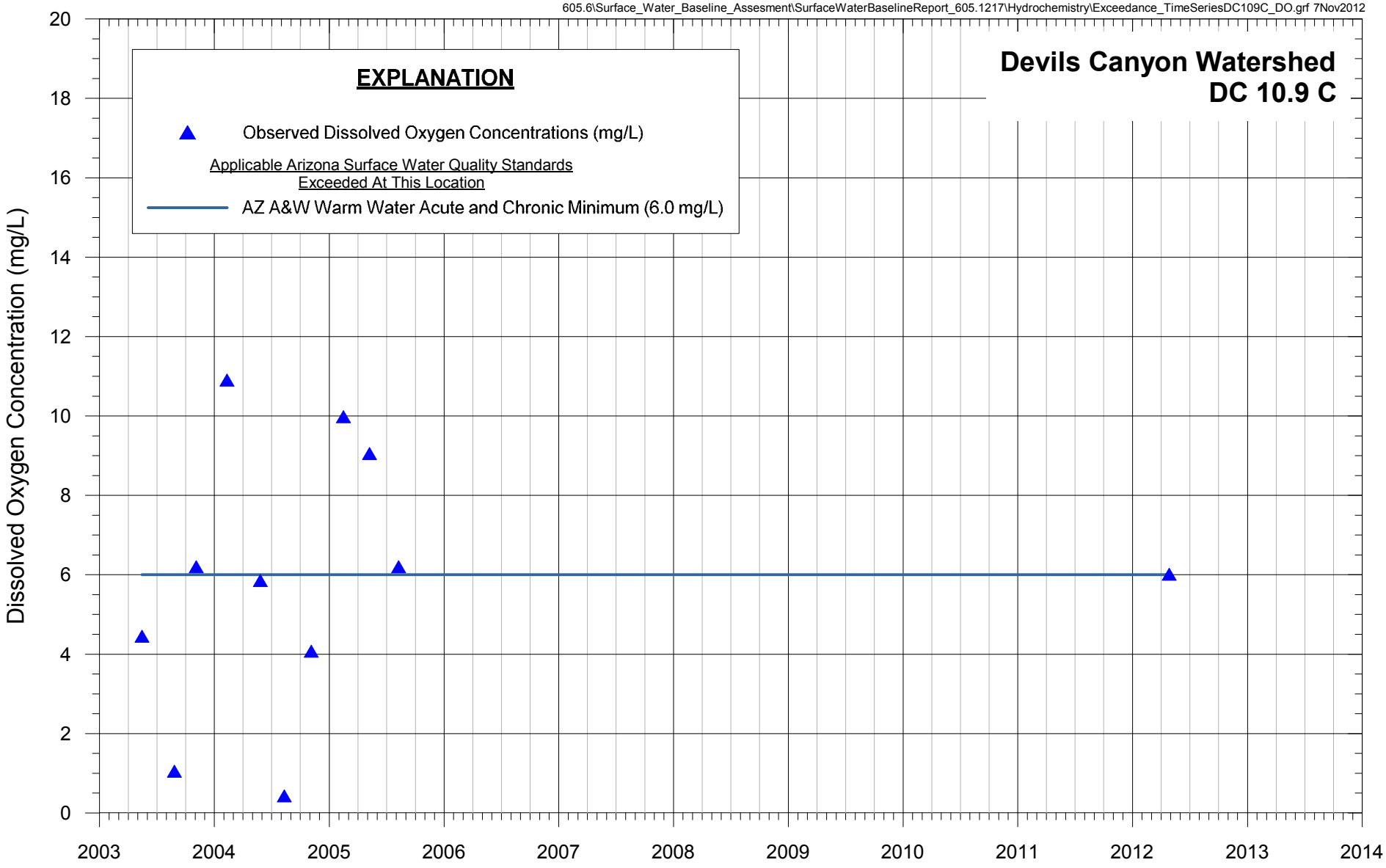

FIGURE 135. DISSOLVED OXYGEN CONCENTRATIONS OBSERVED IN SURFACE WATER AT DC 10.9 C AND EXCEEDED ARIZONA SURFACE WATER QUALITY STANDARDS DEVILS CANYON WATERSHED, RESOLUTION PROJECT

MONTGOMERY & ASSOCIATES

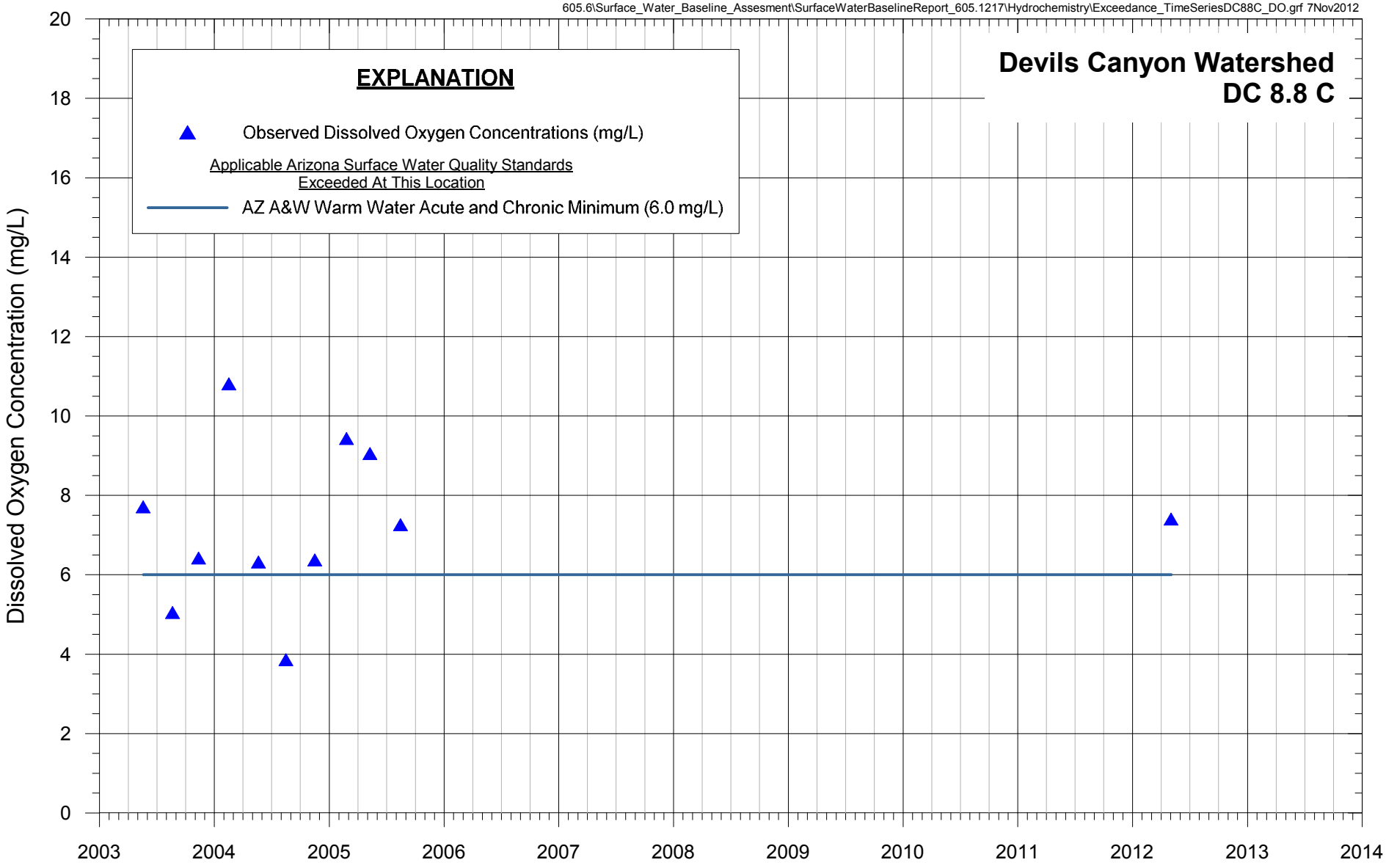

FIGURE 136. DISSOLVED OXYGEN CONCENTRATIONS OBSERVED IN SURFACE WATER AT DC 8.8 C AND EXCEEDED ARIZONA SURFACE WATER QUALITY STANDARDS DEVILS CANYON WATERSHED, RESOLUTION PROJECT

MONTGOMERY & ASSOCIATES

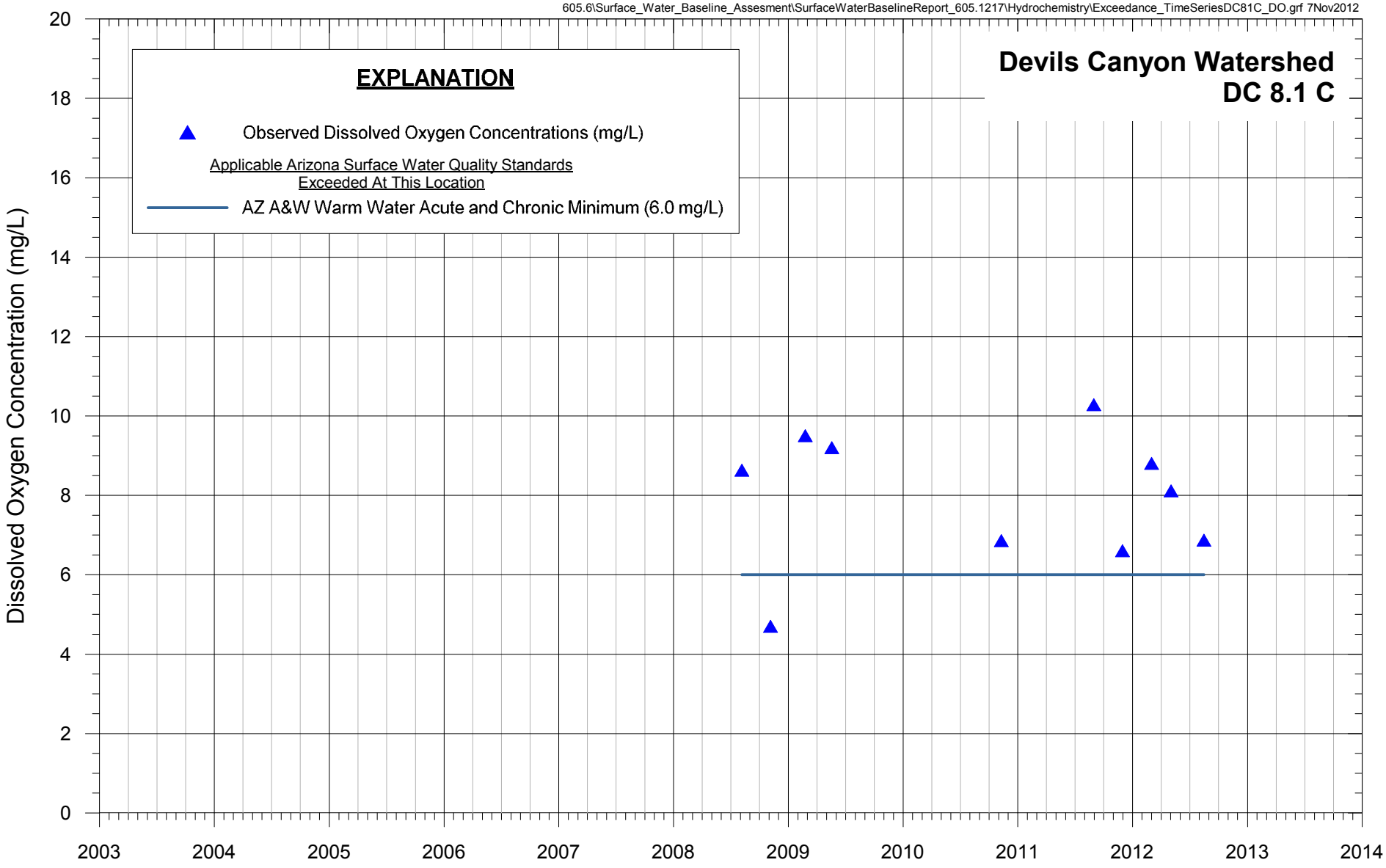

FIGURE 137. DISSOLVED OXYGEN CONCENTRATIONS OBSERVED IN SURFACE WATER AT DC 8.1 C AND EXCEEDED ARIZONA SURFACE WATER QUALITY STANDARDS DEVILS CANYON WATERSHED, RESOLUTION PROJECT

MONTGOMERY & ASSOCIATES

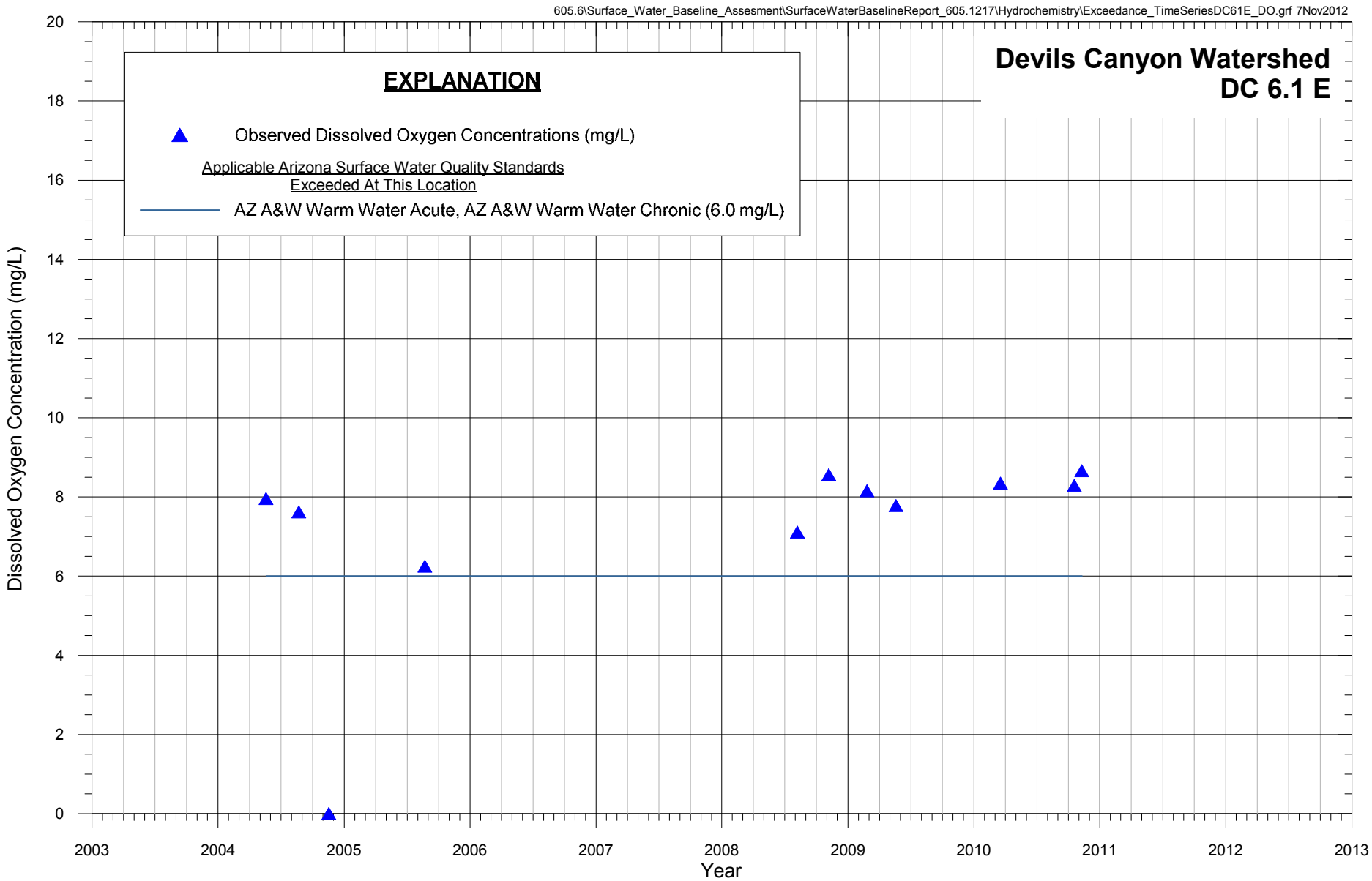

FIGURE 138. DISSOLVED OXYGEN CONCENTRATIONS OBSERVED IN SPRING WATER AT DC 6.1 E AND EXCEEDED ARIZONA SURFACE WATER QUALITY STANDARDS DEVILS CANYON WATERSHED, RESOLUTION PROJECT

MONTGOMERY & ASSOCIATES

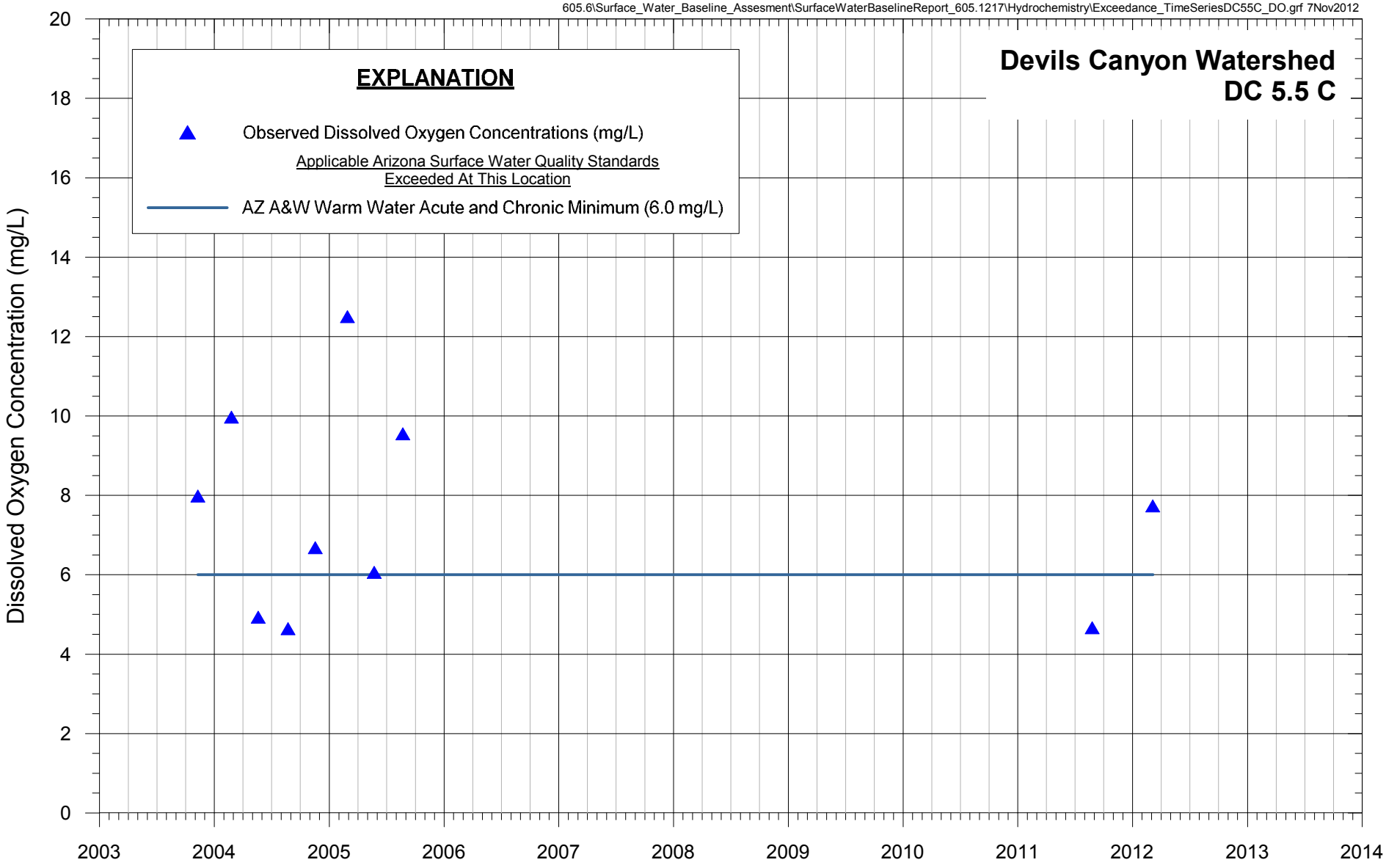

FIGURE 139. DISSOLVED OXYGEN CONCENTRATIONS OBSERVED IN SURFACE WATER AT DC 5.5 C AND EXCEEDED ARIZONA SURFACE WATER QUALITY STANDARDS DEVILS CANYON WATERSHED, RESOLUTION PROJECT

MONTGOMERY & ASSOCIATES

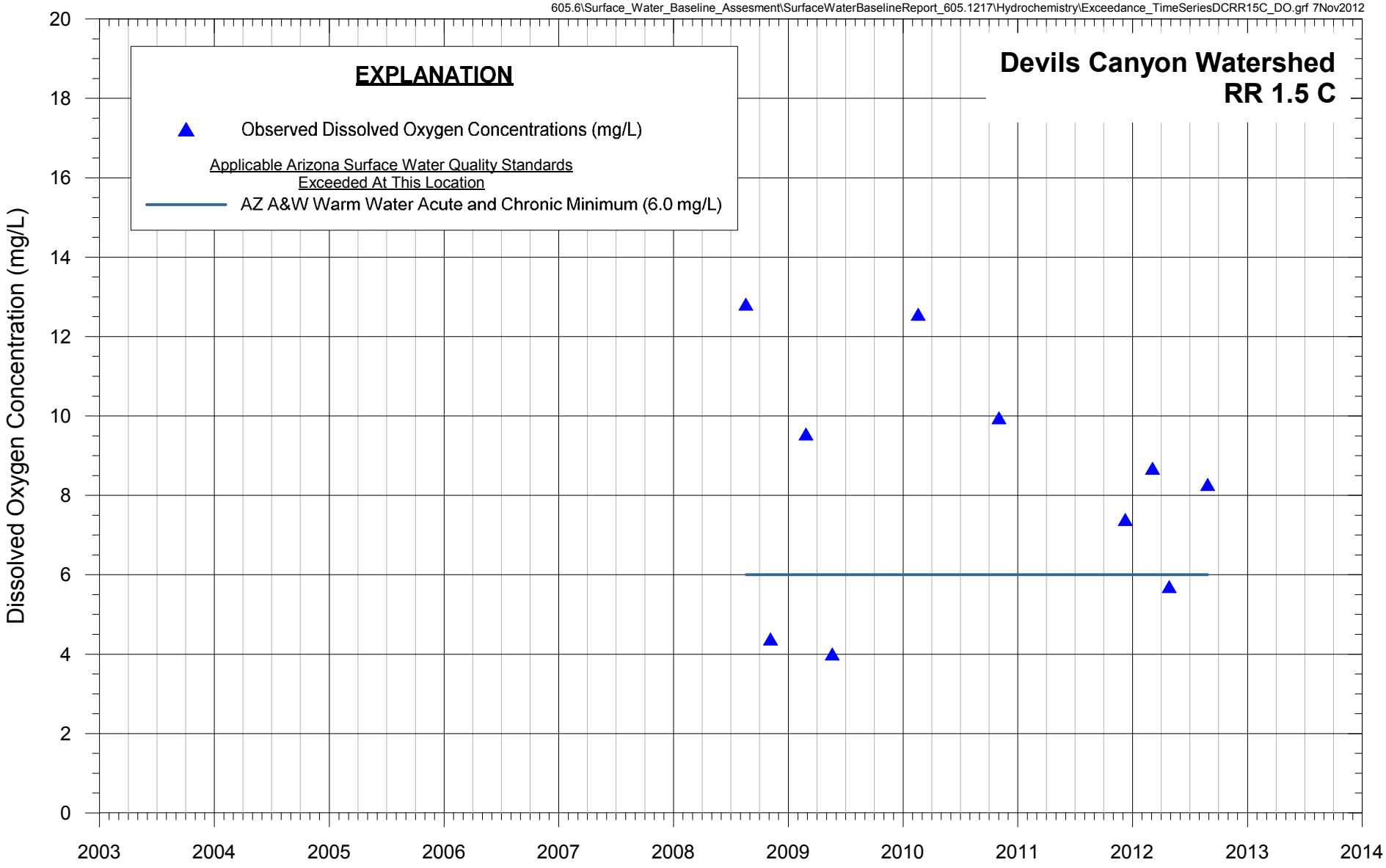

FIGURE 140. DISSOLVED OXYGEN CONCENTRATIONS OBSERVED IN SURFACE WATER AT RR 1.5 C AND EXCEEDED ARIZONA SURFACE WATER QUALITY STANDARDS DEVILS CANYON WATERSHED, RESOLUTION PROJECT

MONTGOMERY & ASSOCIATES

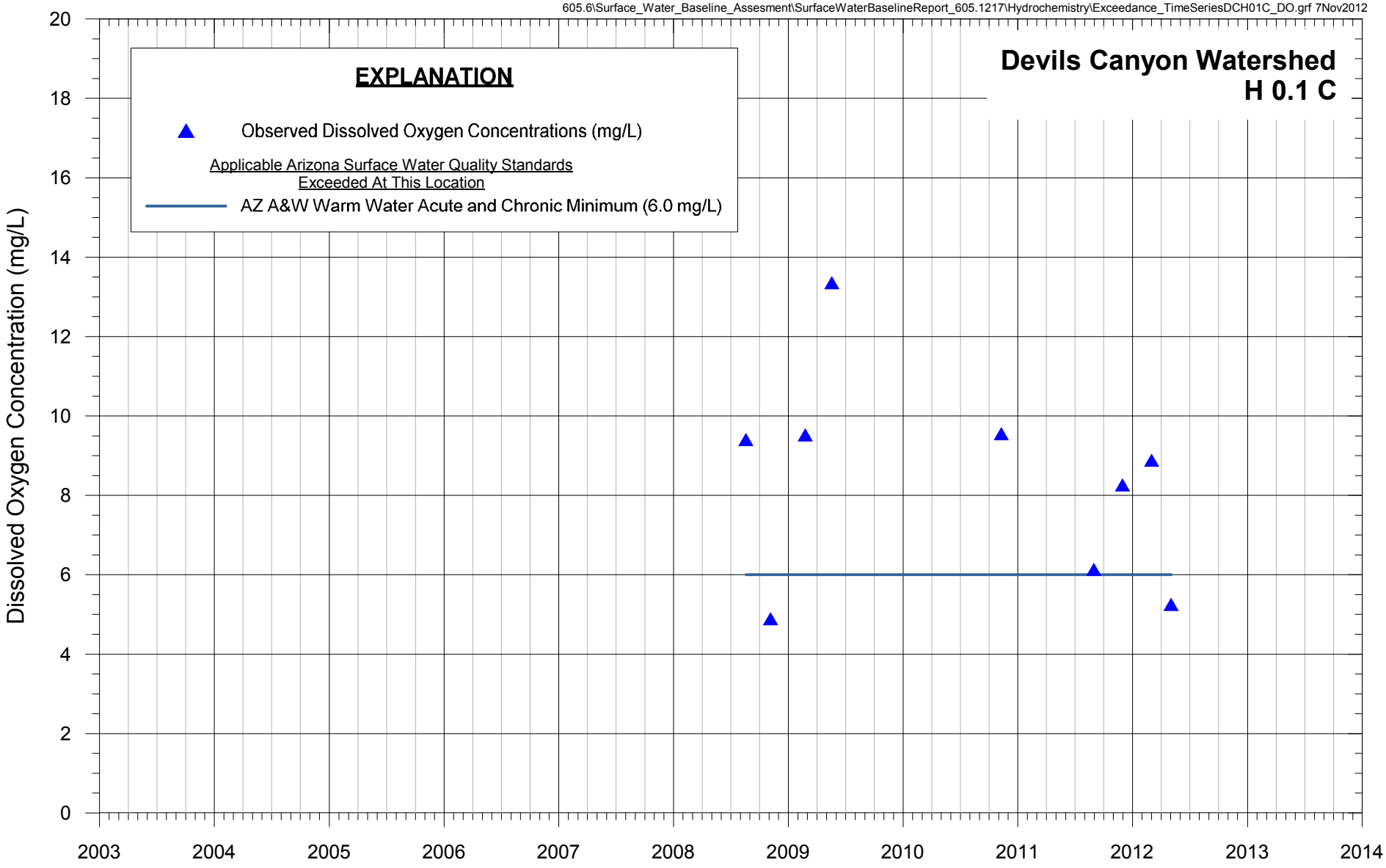

FIGURE 141. DISSOLVED OXYGEN CONCENTRATIONS OBSERVED IN SURFACE WATER AT H 0.1 C AND EXCEEDED ARIZONA SURFACE WATER QUALITY STANDARDS DEVILS CANYON WATERSHED, RESOLUTION PROJECT

MONTGOMERY & ASSOCIATES

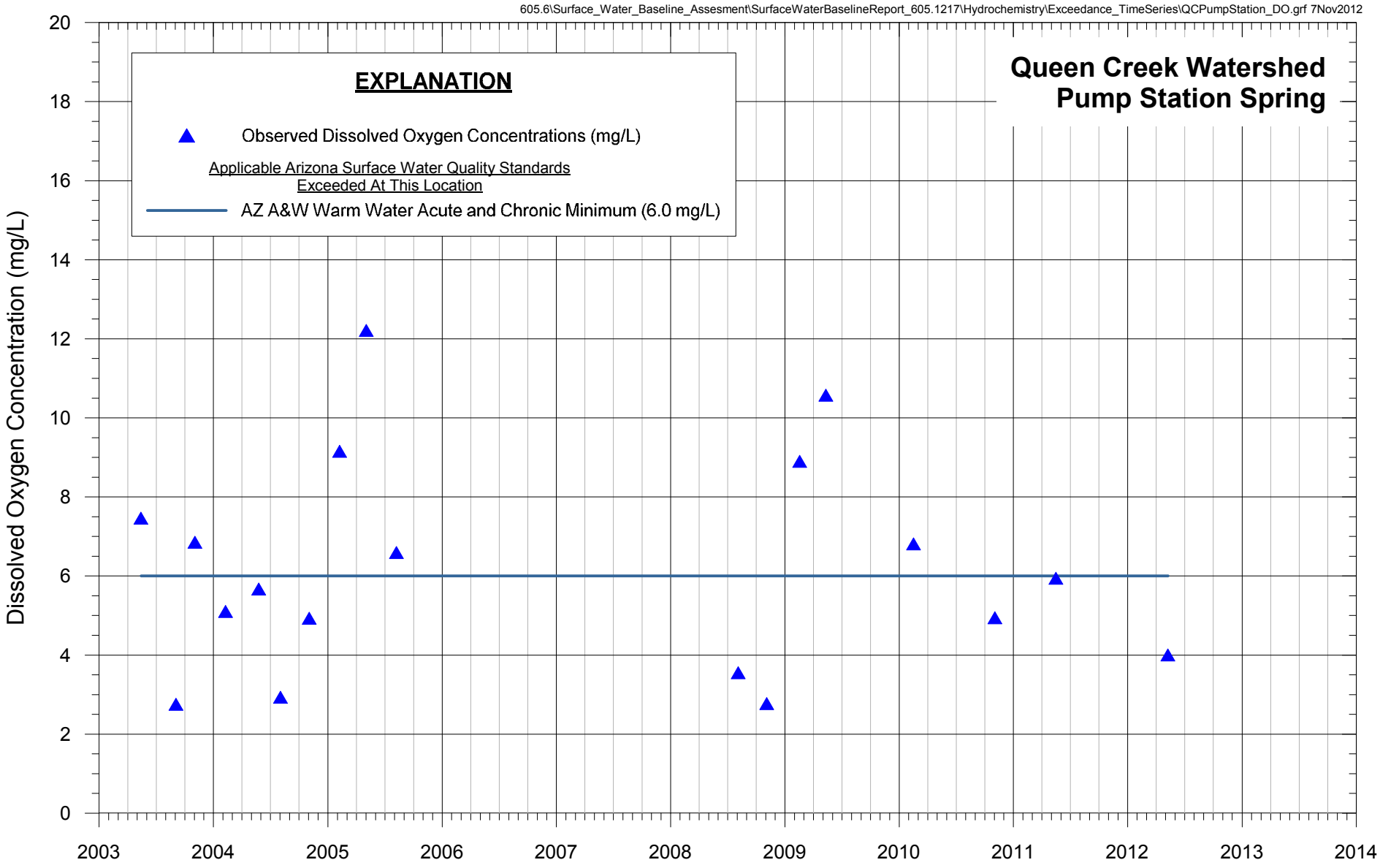

FIGURE 142. DISSOLVED OXYGEN CONCENTRATIONS OBSERVED IN SPRING WATER AT PUMP STATION SPRING AND EXCEEDED ARIZONA SURFACE WATER QUALITY STANDARDS QUEEN CREEK WATERSHED, RESOLUTION PROJECT

MONTGOMERY & ASSOCIATES

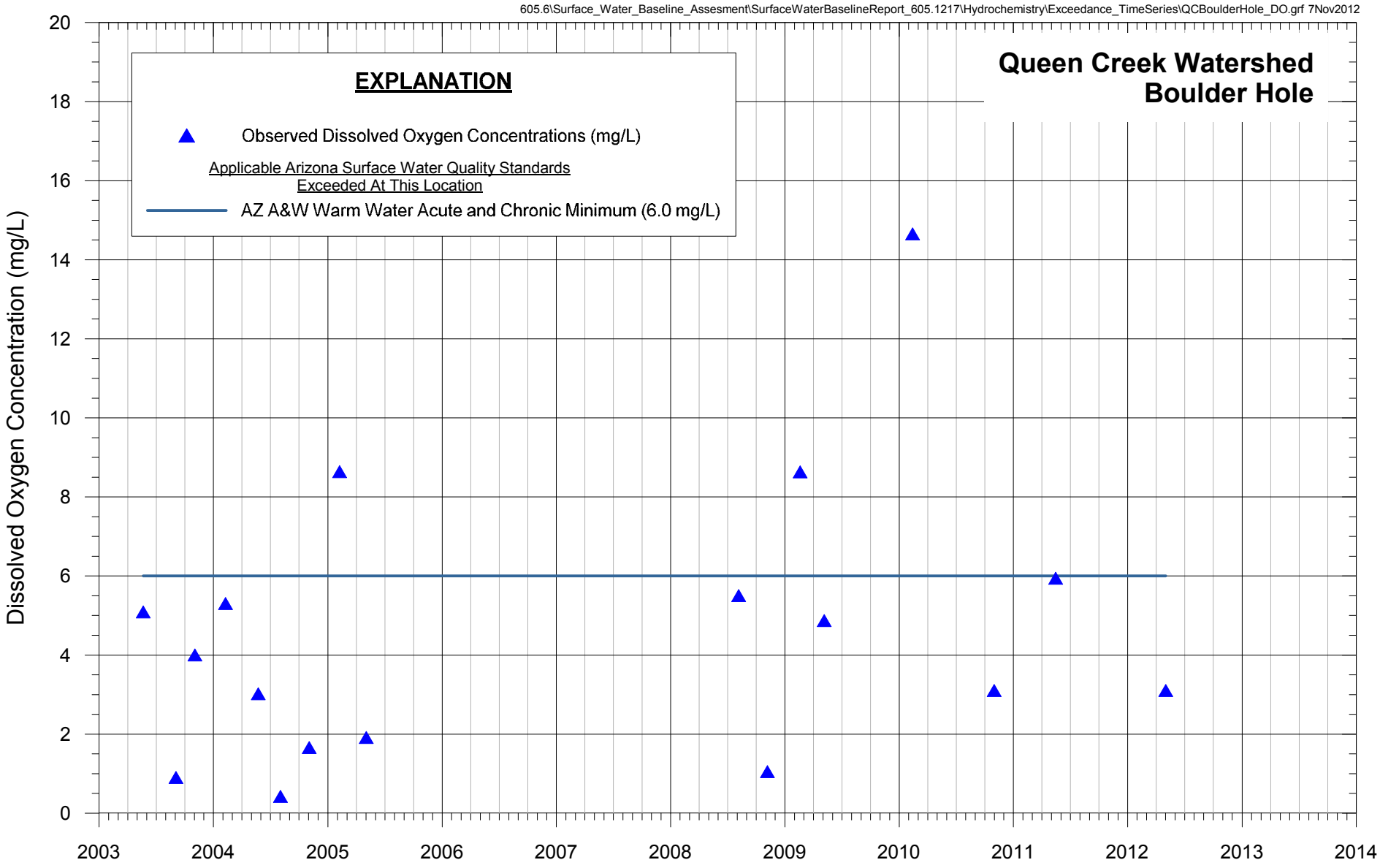

FIGURE 143. DISSOLVED OXYGEN CONCENTRATIONS OBSERVED IN SURFACE WATER AT BOULDER HOLE AND EXCEEDED ARIZONA SURFACE WATER QUALITY STANDARDS QUEEN CREEK WATERSHED, RESOLUTION PROJECT

MONTGOMERY & ASSOCIATES

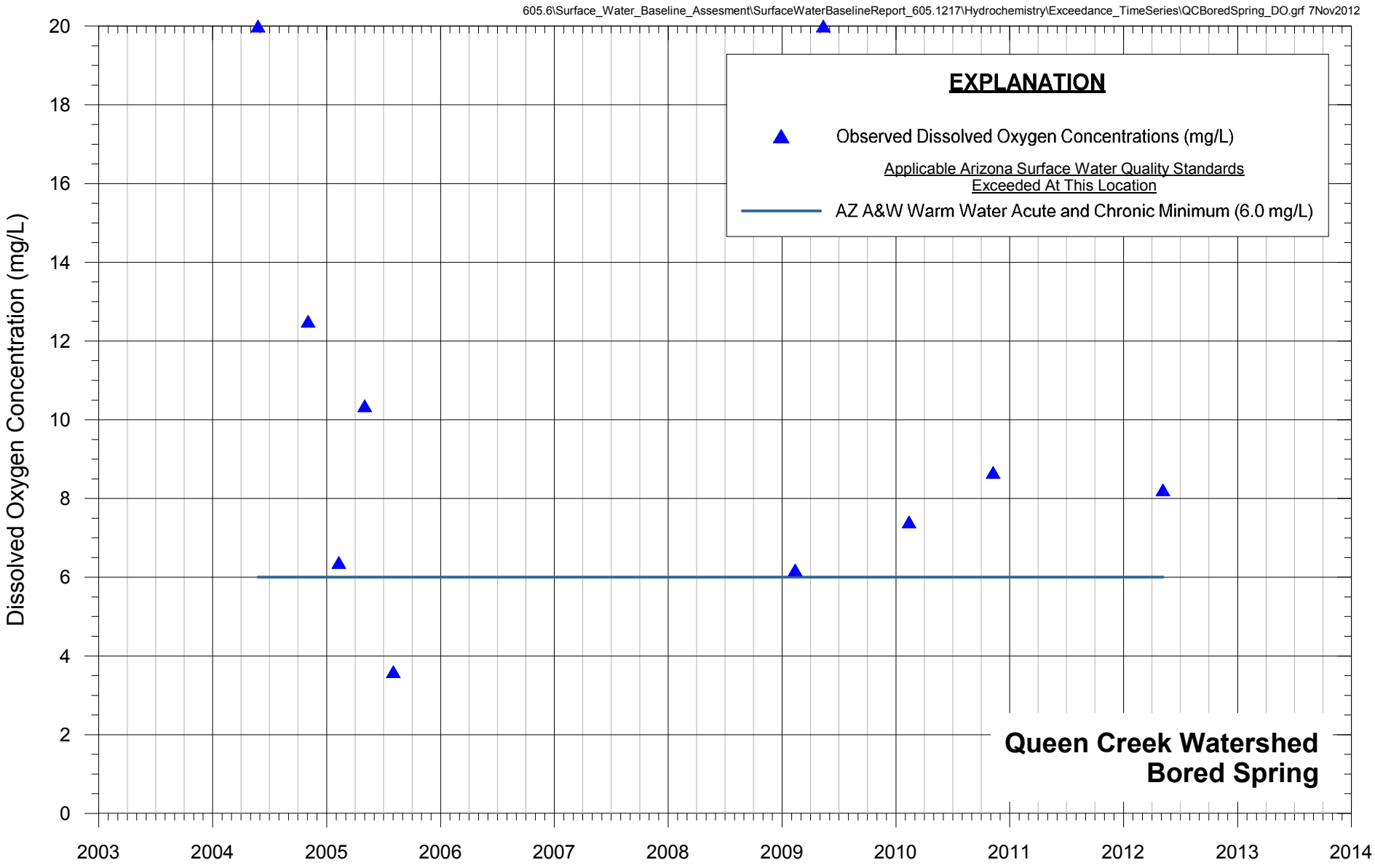

FIGURE 144. DISSOLVED OXYGEN CONCENTRATIONS OBSERVED IN SPRING WATER AT BORED SPRING AND EXCEEDED ARIZONA SURFACE WATER QUALITY STANDARDS QUEEN CREEK WATERSHED, RESOLUTION PROJECT

MONTGOMERY & ASSOCIATES

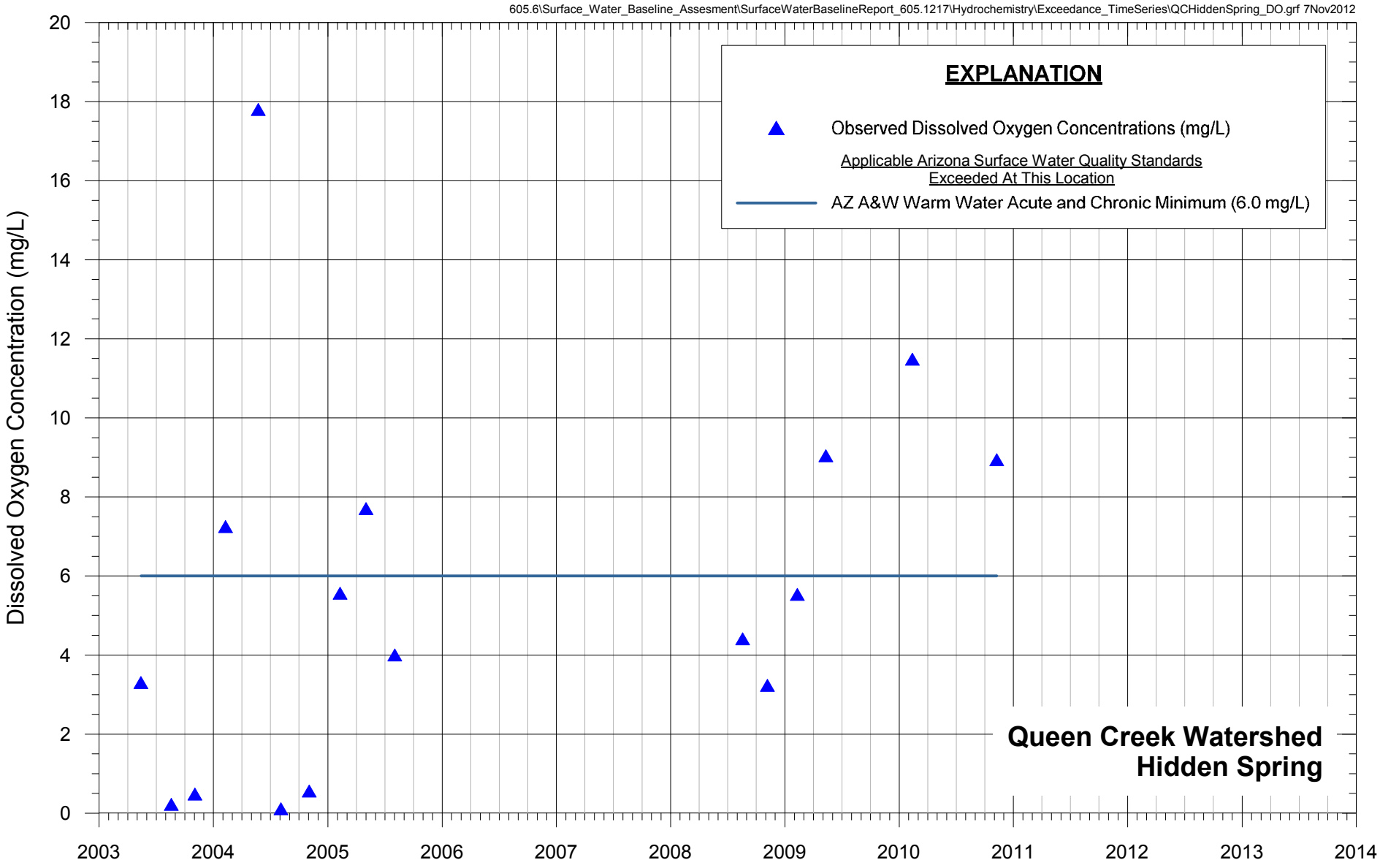

FIGURE 145. DISSOLVED OXYGEN CONCENTRATIONS OBSERVED IN SPRING WATER AT HIDDEN SPRING AND EXCEEDED ARIZONA SURFACE WATER QUALITY STANDARDS QUEEN CREEK WATERSHED, RESOLUTION PROJECT

MONTGOMERY & ASSOCIATES

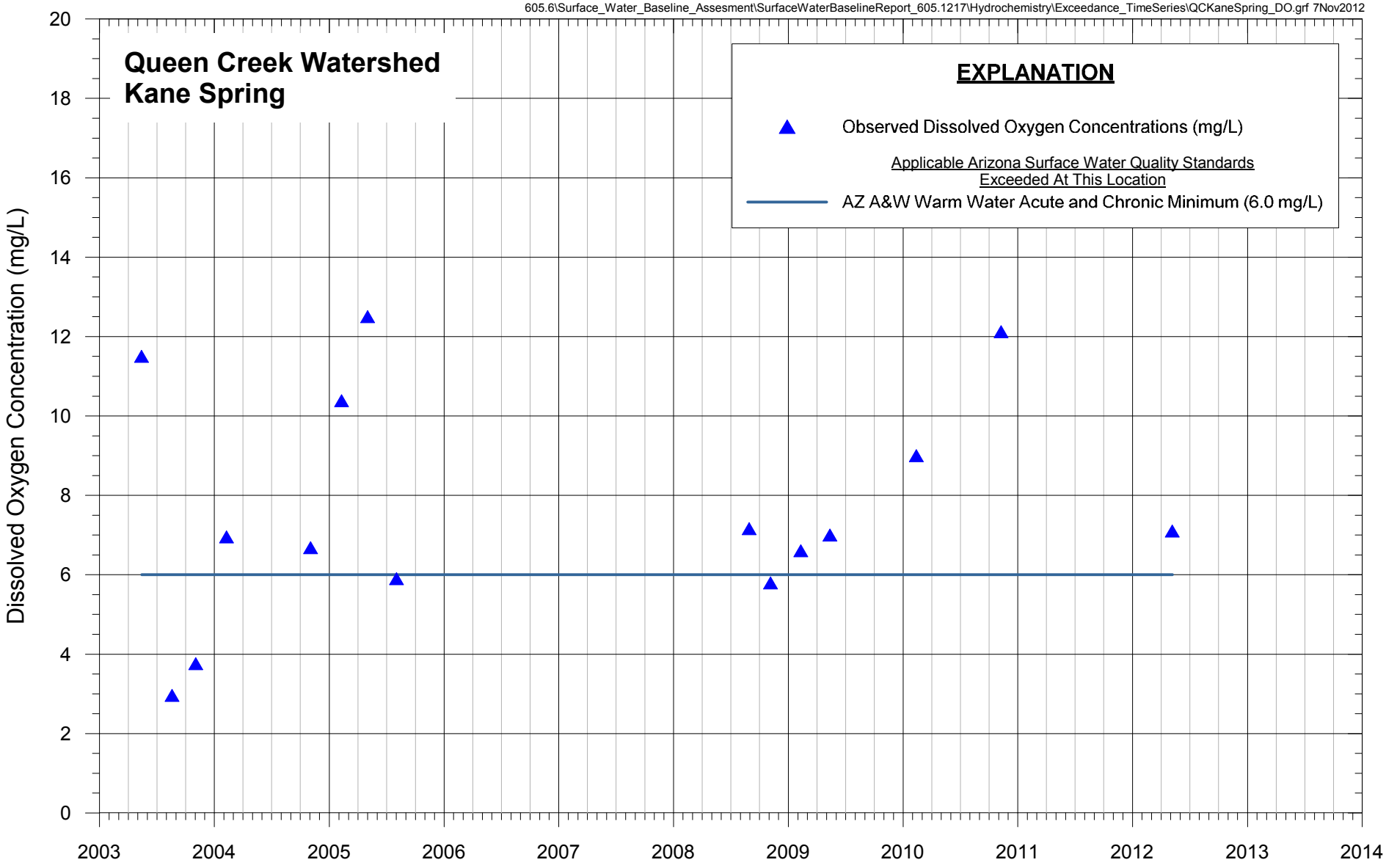

FIGURE 146. DISSOLVED OXYGEN CONCENTRATIONS OBSERVED IN SPRING WATER AT KANE SPRING AND EXCEEDED ARIZONA SURFACE WATER QUALITY STANDARDS QUEEN CREEK WATERSHED, RESOLUTION PROJECT

MONTGOMERY & ASSOCIATES

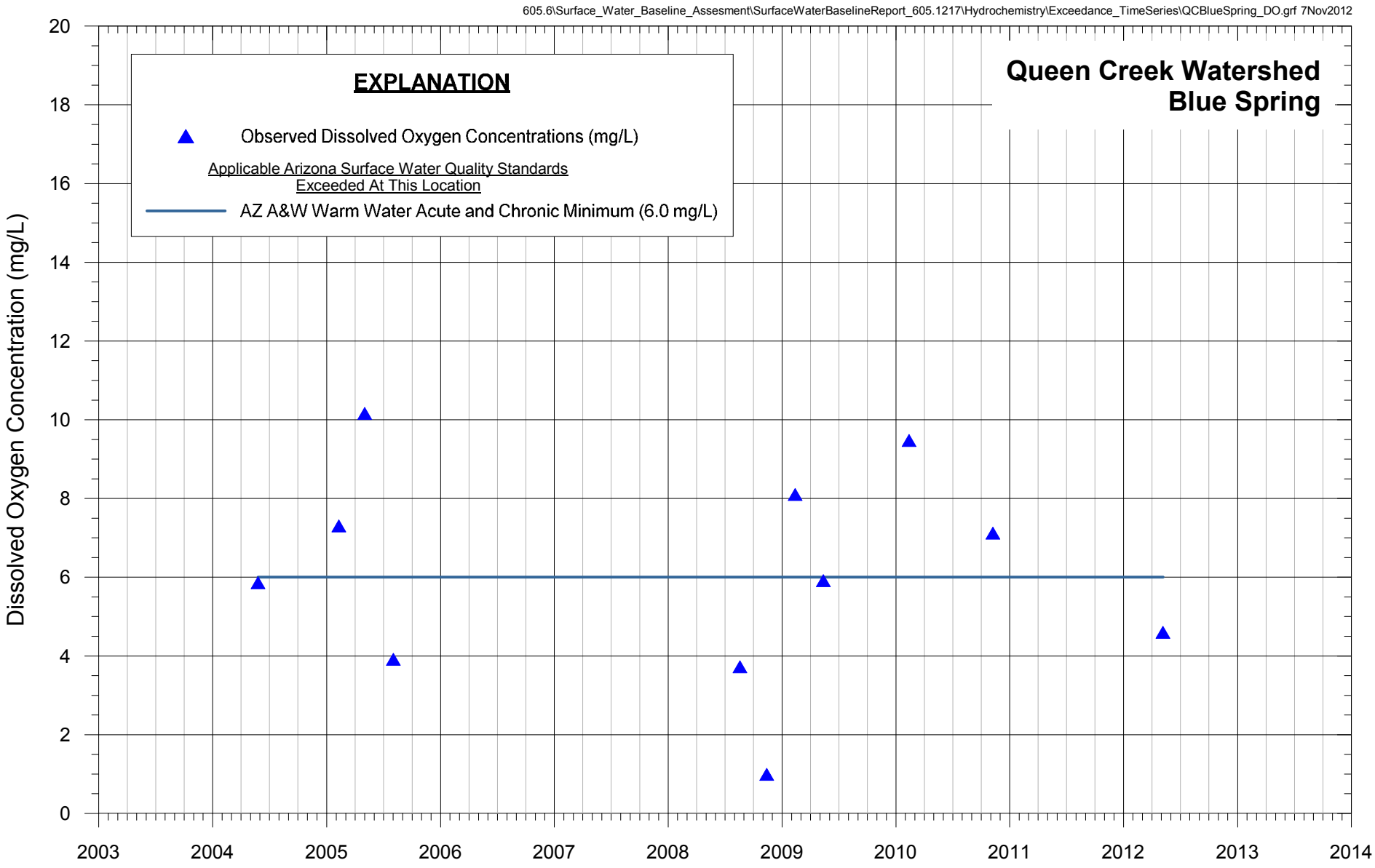

FIGURE 147. DISSOLVED OXYGEN CONCENTRATIONS OBSERVED IN SPRING WATER AT BLUE SPRING AND EXCEEDED ARIZONA SURFACE WATER QUALITY STANDARDS QUEEN CREEK WATERSHED, RESOLUTION PROJECT

MONTGOMERY & ASSOCIATES

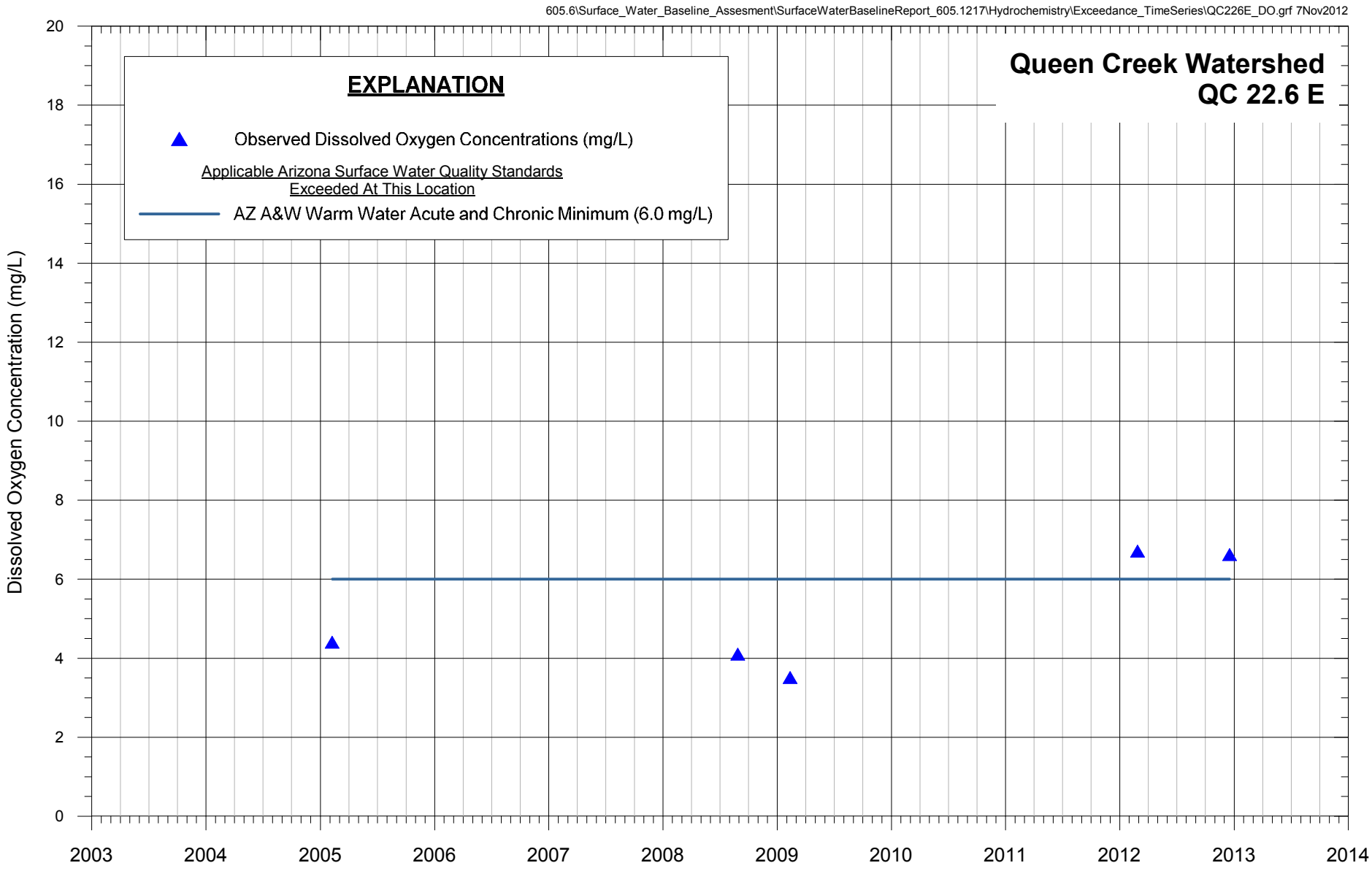

FIGURE 148. DISSOLVED OXYGEN CONCENTRATIONS OBSERVED IN SPRING WATER AT QC 22.6 E AND EXCEEDED ARIZONA SURFACE WATER QUALITY STANDARDS QUEEN CREEK WATERSHED, RESOLUTION PROJECT

MONTGOMERY & ASSOCIATES

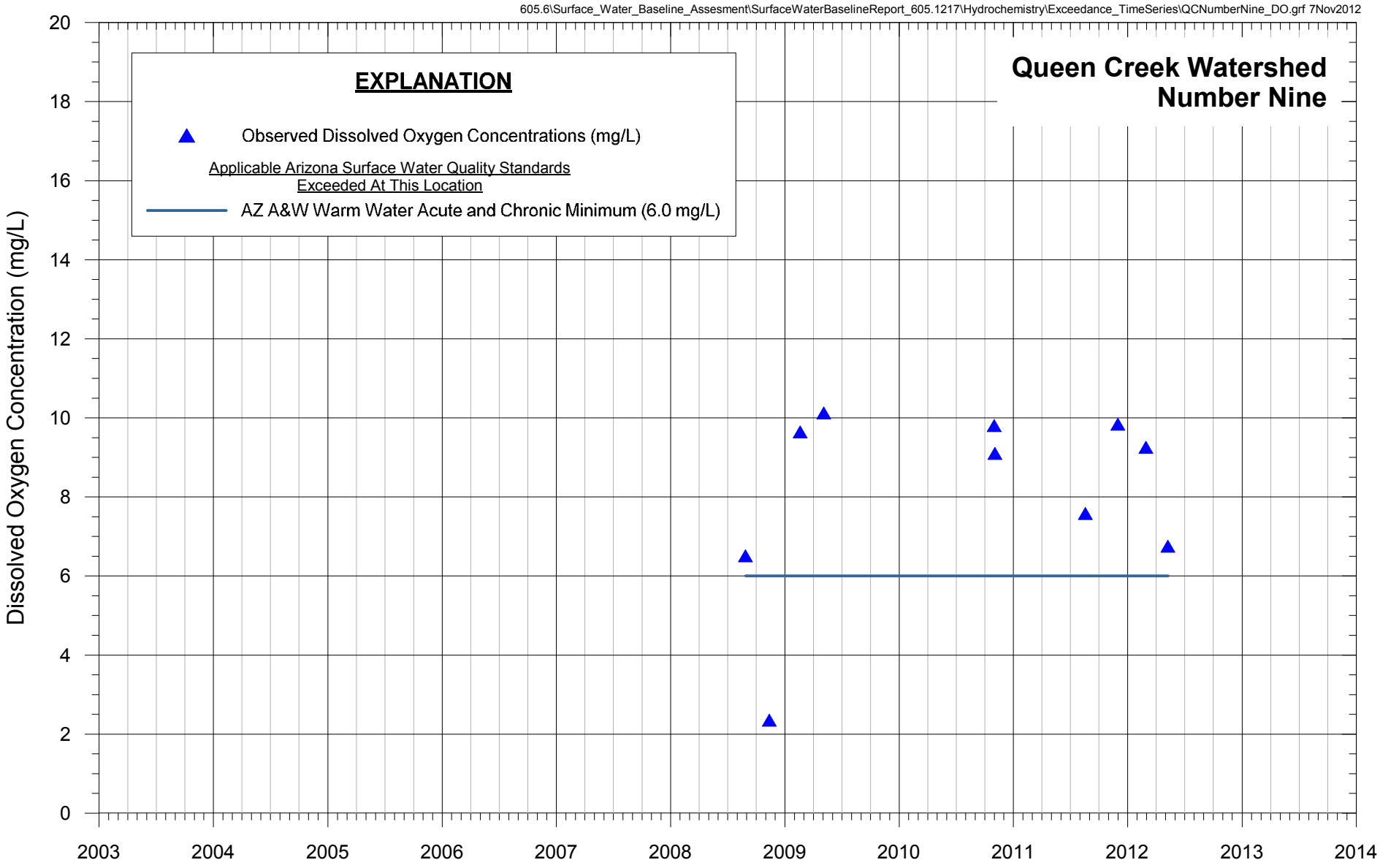

FIGURE 149. DISSOLVED OXYGEN CONCENTRATIONS OBSERVED IN SURFACE WATER AT NUMBER NINE AND EXCEEDED ARIZONA SURFACE WATER QUALITY STANDARDS QUEEN CREEK WATERSHED, RESOLUTION PROJECT

MONTGOMERY & ASSOCIATES

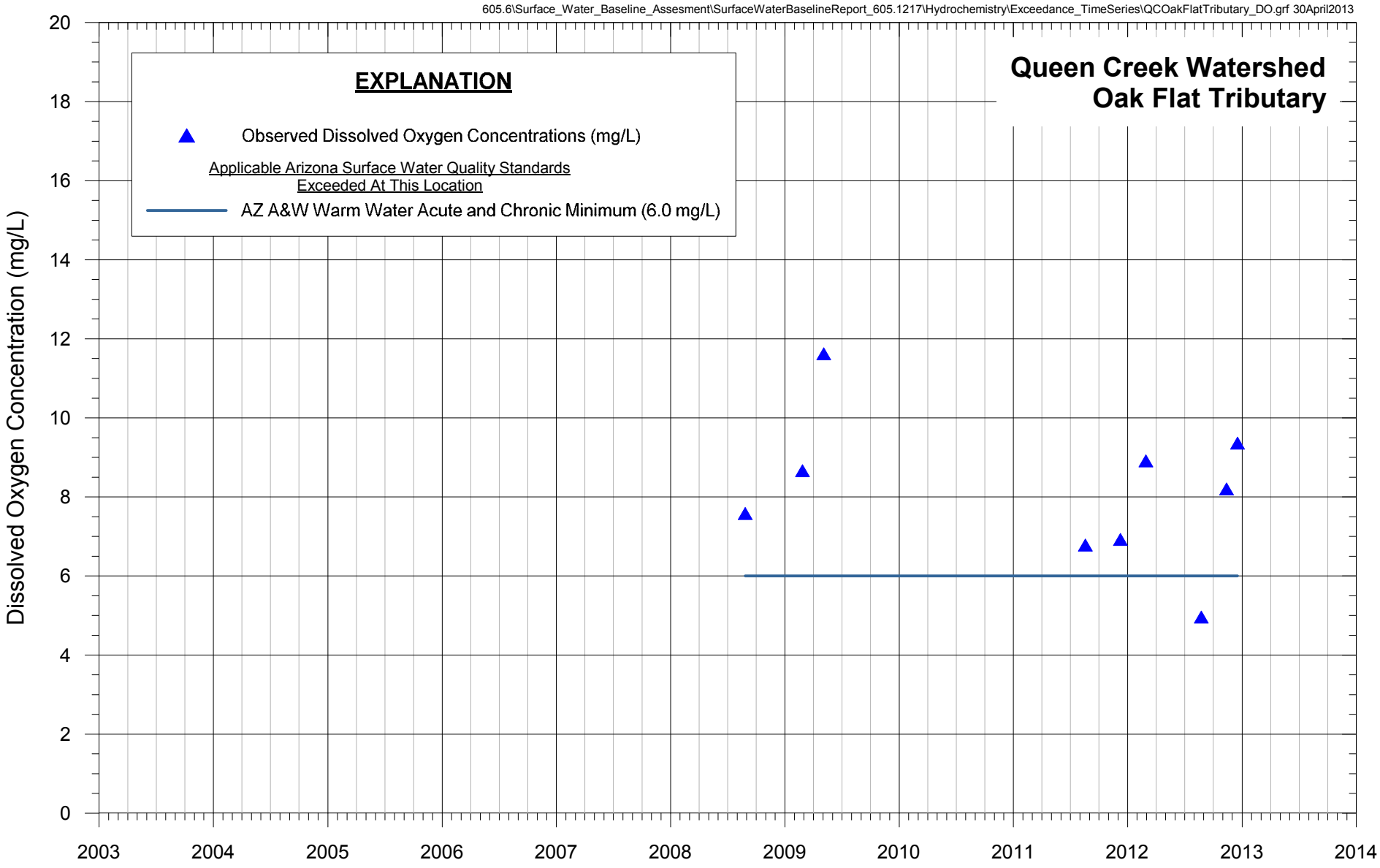

FIGURE 150. DISSOLVED OXYGEN CONCENTRATIONS OBSERVED IN SPRING WATER AT OAK FLAT TRIBUTARY AND EXCEEDED ARIZONA SURFACE WATER QUALITY STANDARDS QUEEN CREEK WATERSHED, RESOLUTION PROJECT

MONTGOMERY & ASSOCIATES

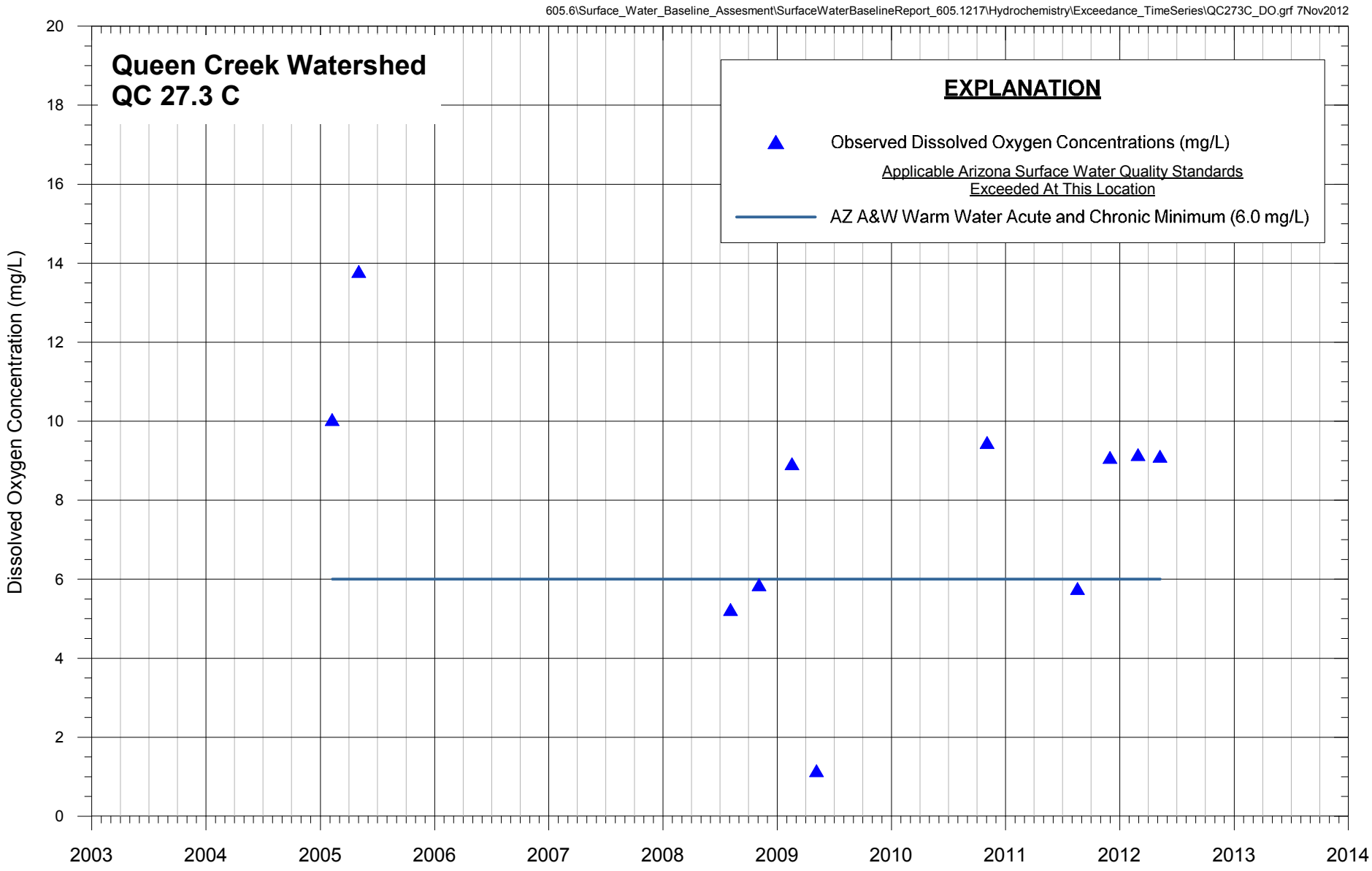

FIGURE 151. DISSOLVED OXYGEN CONCENTRATIONS OBSERVED IN SURFACE WATER AT QC 27.3 C AND EXCEEDED ARIZONA SURFACE WATER QUALITY STANDARDS QUEEN CREEK WATERSHED, RESOLUTION PROJECT

MONTGOMERY & ASSOCIATES

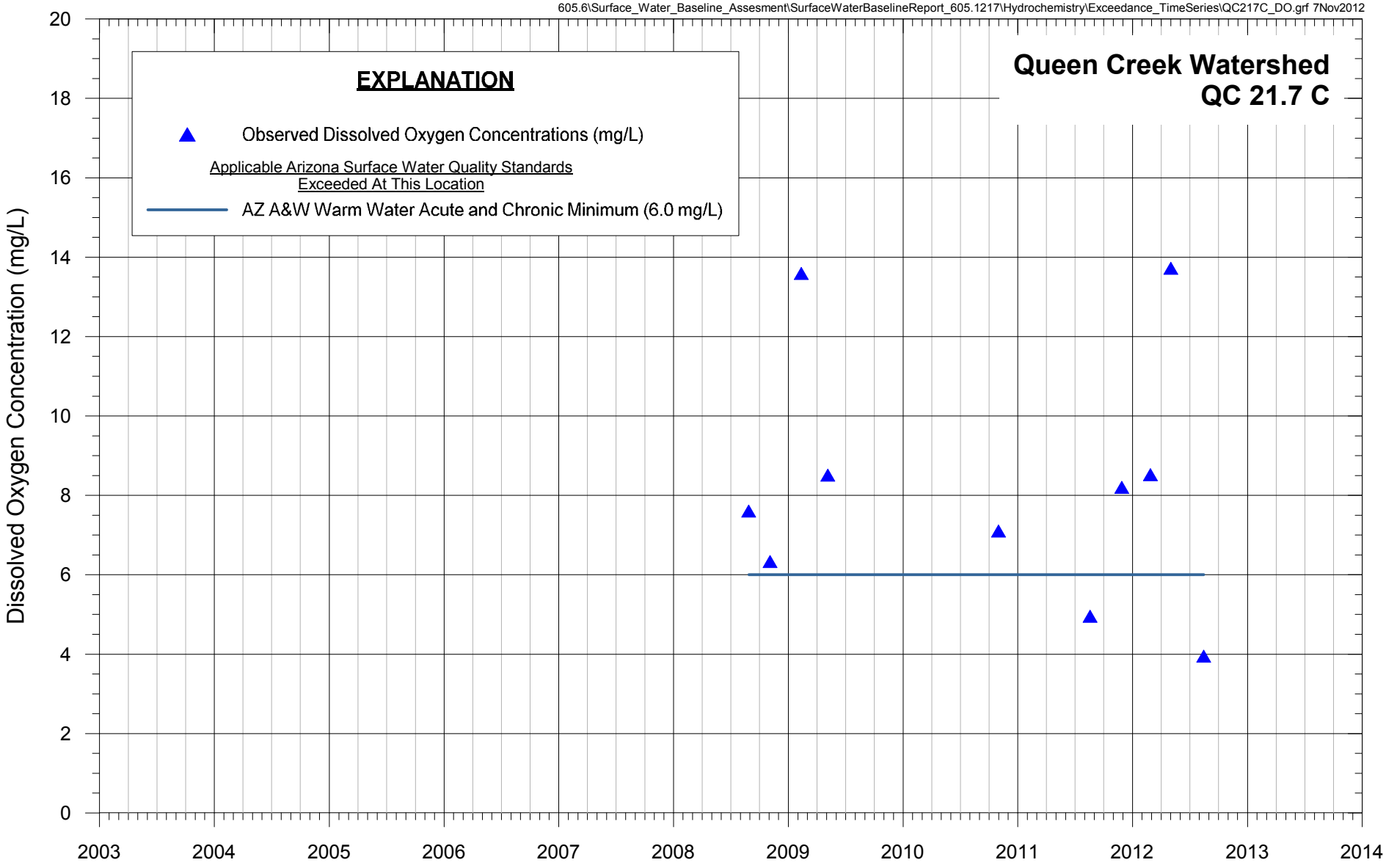

FIGURE 152. DISSOLVED OXYGEN CONCENTRATIONS OBSERVED IN SURFACE WATER AT QC 21.7 C AND EXCEEDED ARIZONA SURFACE WATER QUALITY STANDARDS QUEEN CREEK WATERSHED, RESOLUTION PROJECT

MONTGOMERY & ASSOCIATES

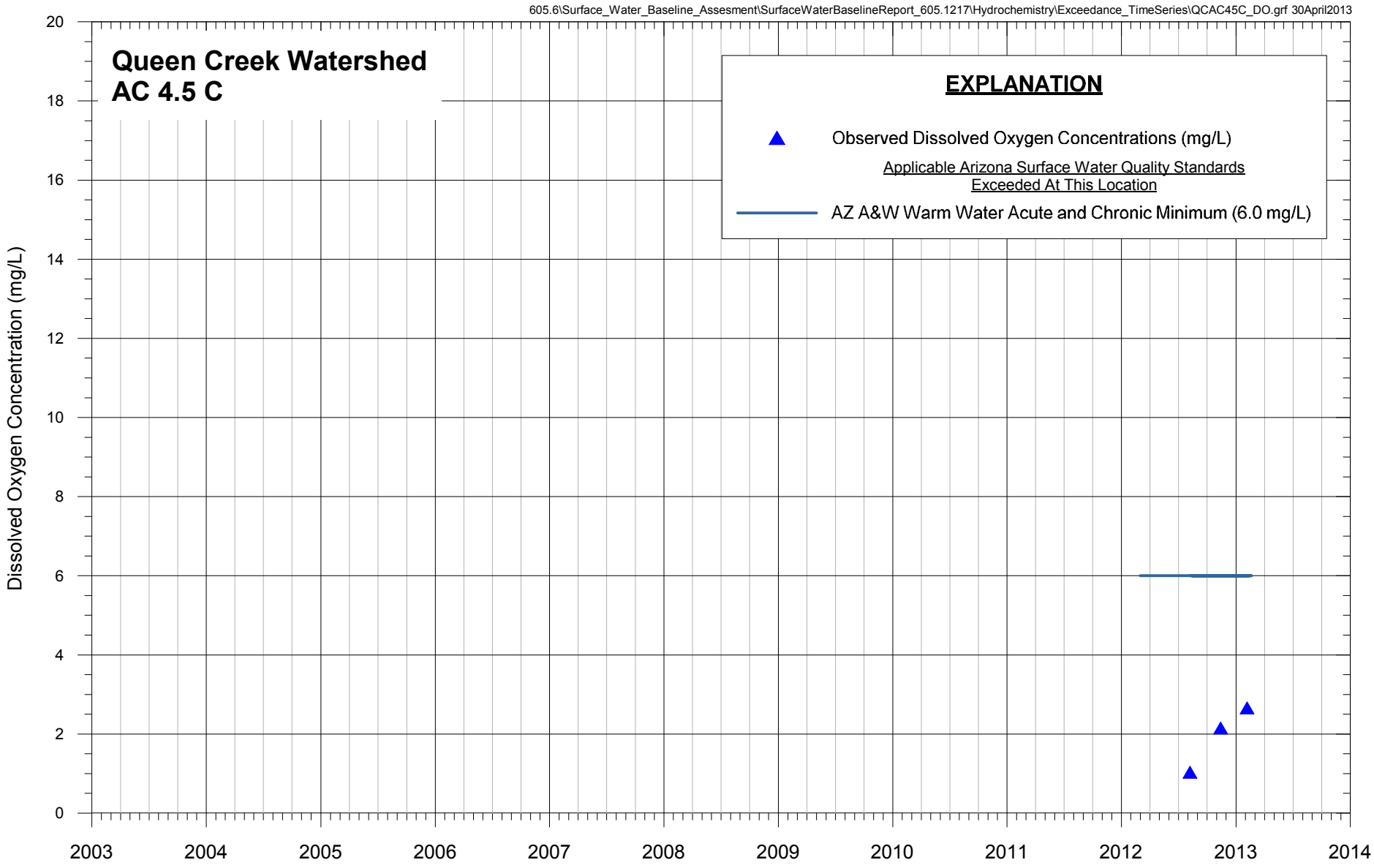

FIGURE 153. DISSOLVED OXYGEN CONCENTRATIONS OBSERVED IN SURFACE WATER AT AC 4.5 C AND EXCEEDED ARIZONA SURFACE WATER QUALITY STANDARDS QUEEN CREEK WATERSHED, RESOLUTION PROJECT

MONTGOMERY & ASSOCIATES

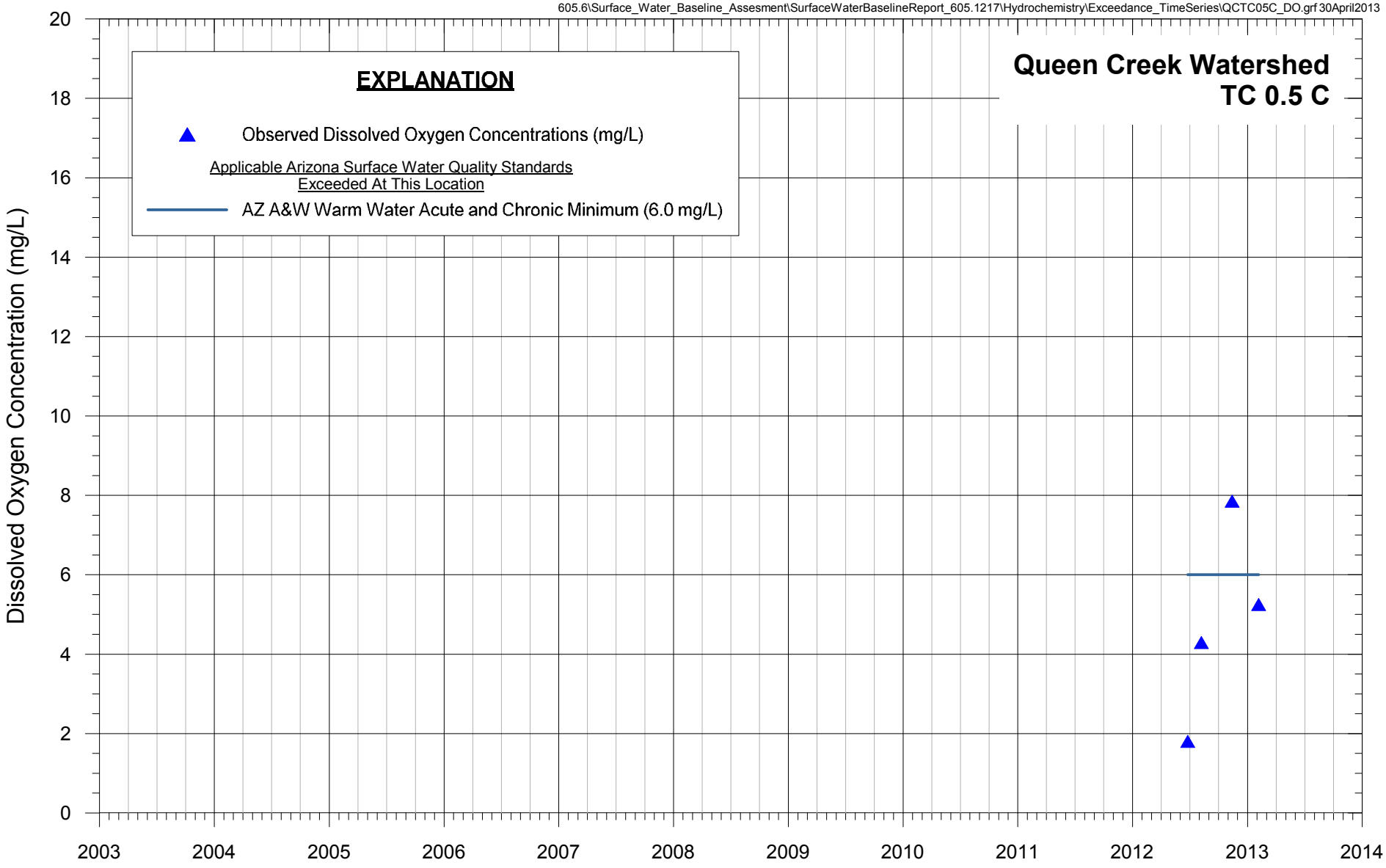

FIGURE 154. DISSOLVED OXYGEN CONCENTRATIONS OBSERVED IN SURFACE WATER AT TC 0.5 C AND EXCEEDED ARIZONA SURFACE WATER QUALITY STANDARDS QUEEN CREEK WATERSHED, RESOLUTION PROJECT

MONTGOMERY & ASSOCIATES

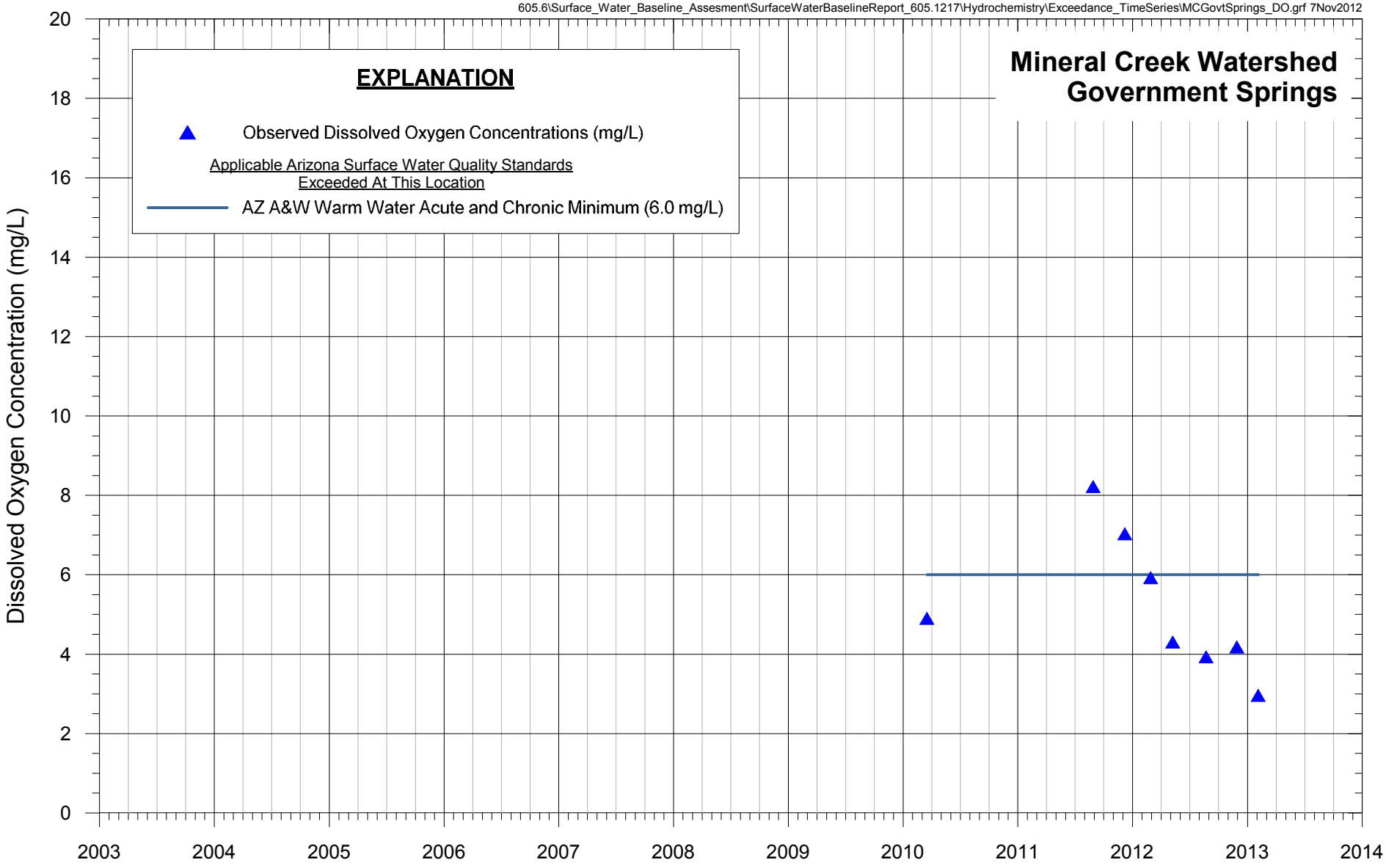

FIGURE 155. DISSOLVED OXYGEN CONCENTRATIONS OBSERVED IN SPRING WATER AT GOVERNMENT SPRINGS AND EXCEEDED ARIZONA SURFACE WATER QUALITY STANDARDS MINERAL CREEK WATERSHED, RESOLUTION PROJECT

MONTGOMERY & ASSOCIATES

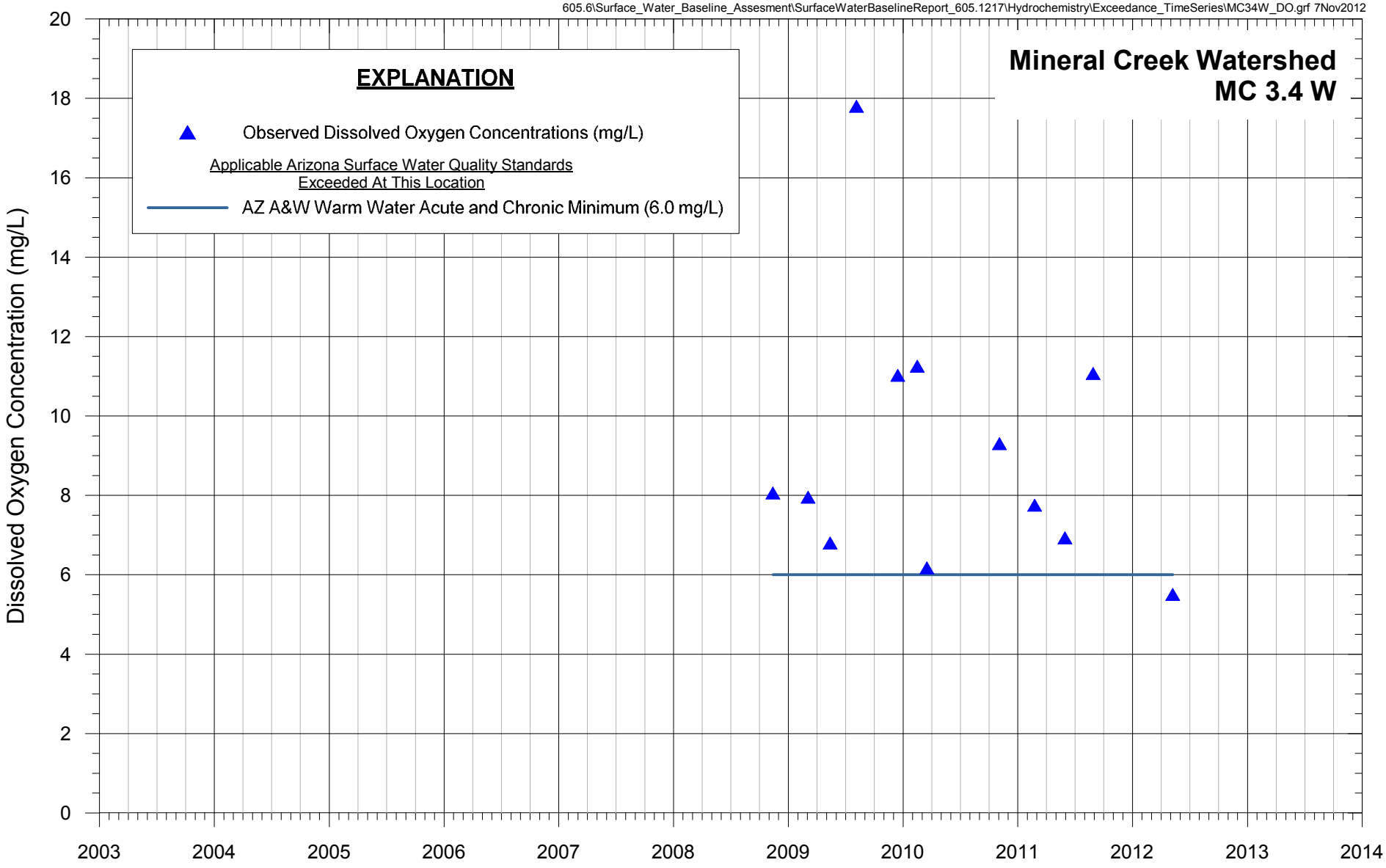

FIGURE 156. DISSOLVED OXYGEN CONCENTRATIONS OBSERVED IN SPRING WATER AT MC 3.4 W AND EXCEEDED ARIZONA SURFACE WATER QUALITY STANDARDS MINERAL CREEK WATERSHED, RESOLUTION PROJECT

MONTGOMERY & ASSOCIATES

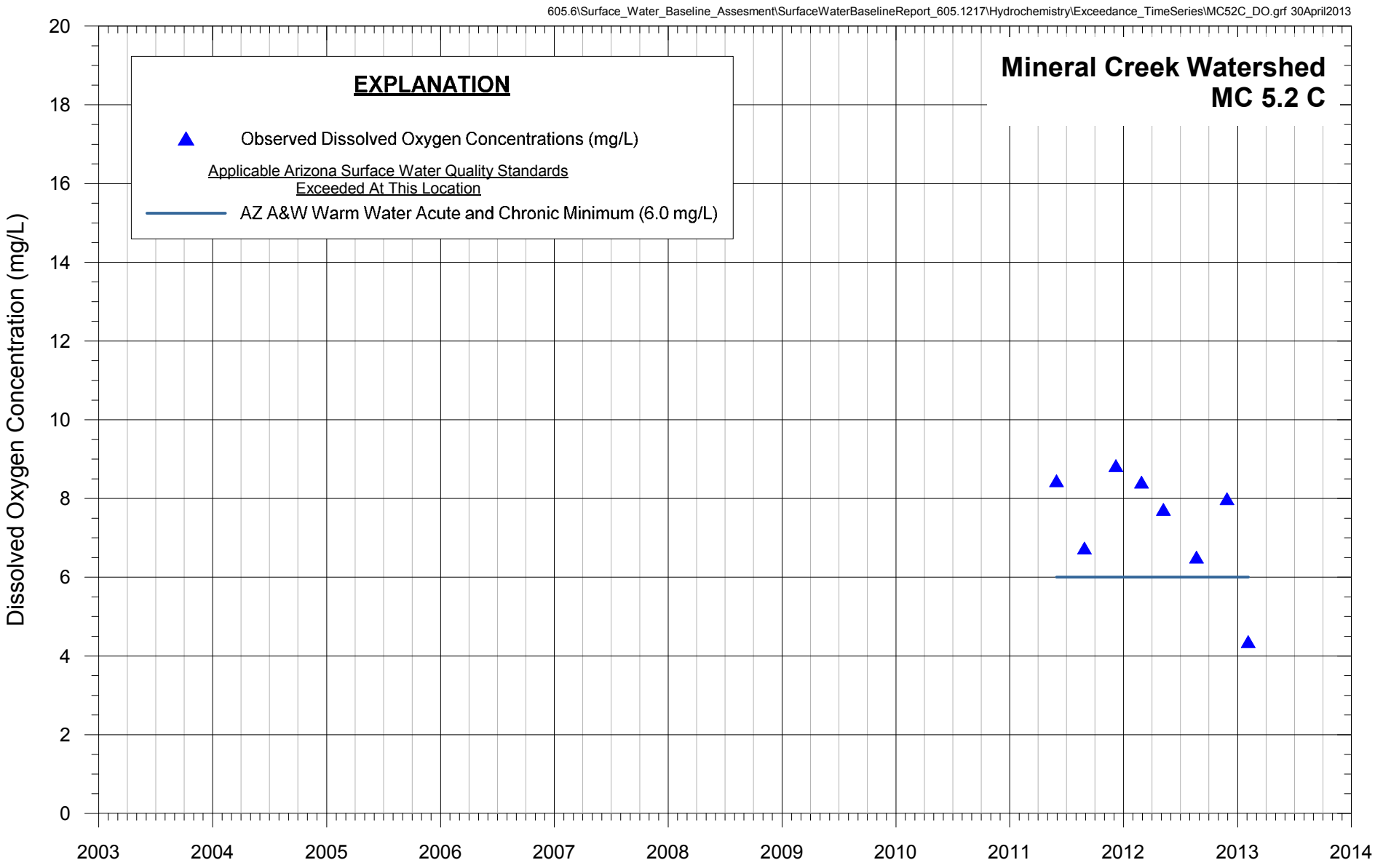

FIGURE 157. DISSOLVED OXYGEN CONCENTRATIONS OBSERVED IN SURFACE WATER AT MC 5.2 C AND EXCEEDED ARIZONA SURFACE WATER QUALITY STANDARDS MINERAL CREEK WATERSHED, RESOLUTION PROJECT

MONTGOMERY & ASSOCIATES

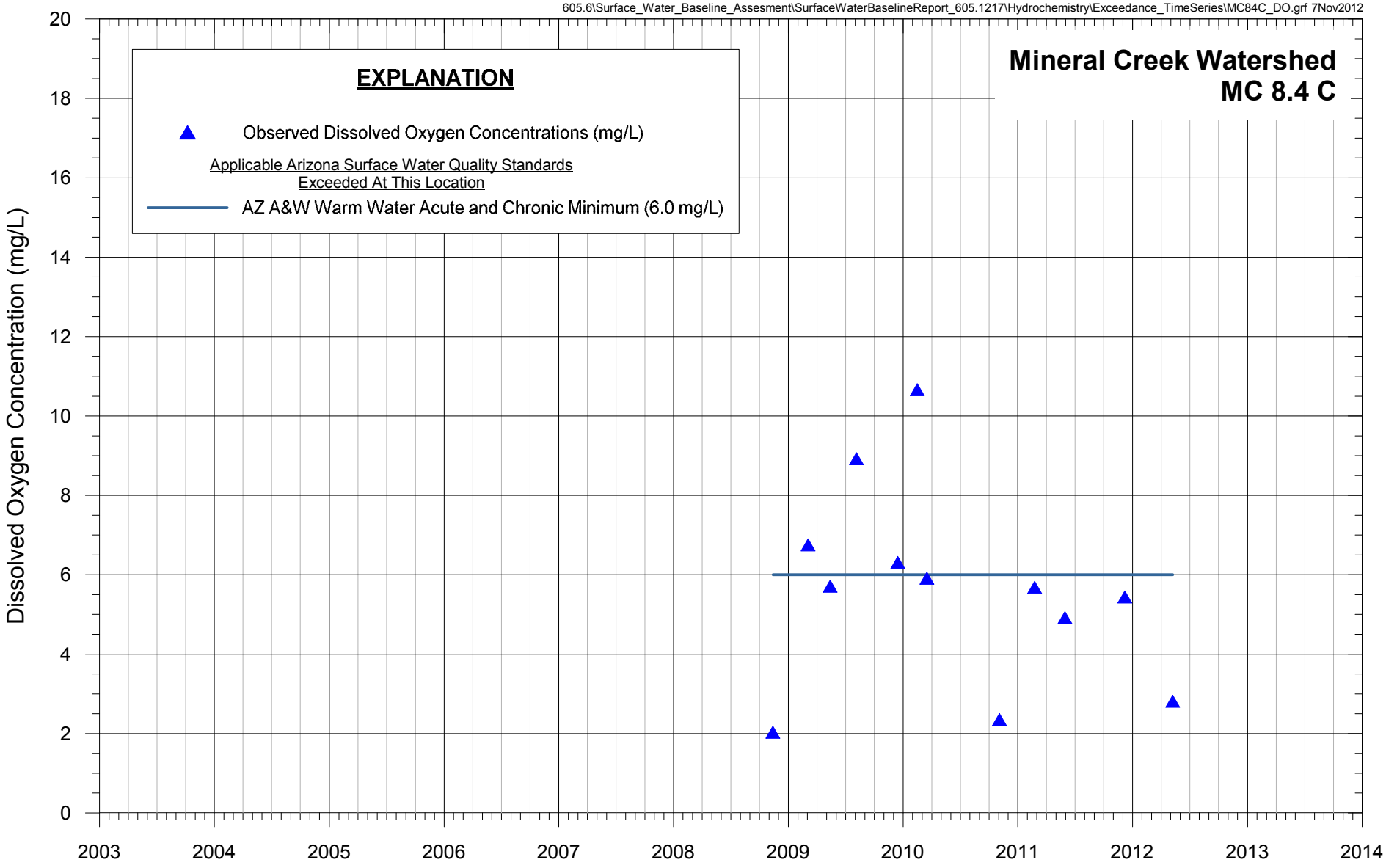

FIGURE 158. DISSOLVED OXYGEN CONCENTRATIONS OBSERVED IN SURFACE WATER AT MC 8.4 C AND EXCEEDED ARIZONA SURFACE WATER QUALITY STANDARDS MINERAL CREEK WATERSHED, RESOLUTION PROJECT

MONTGOMERY & ASSOCIATES

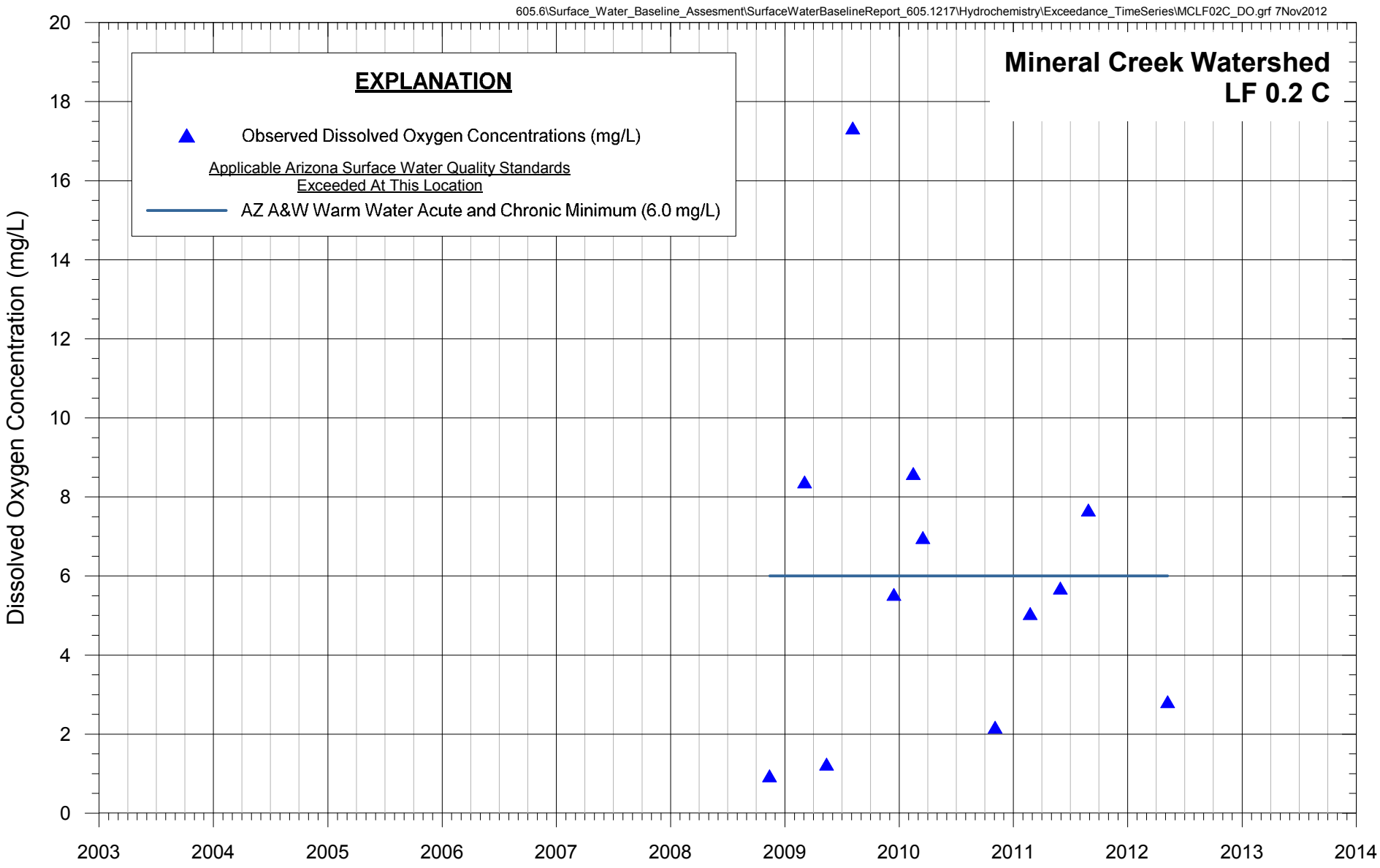

FIGURE 159. DISSOLVED OXYGEN CONCENTRATIONS OBSERVED IN SURFACE WATER AT LF 0.2 C AND EXCEEDED ARIZONA SURFACE WATER QUALITY STANDARDS MINERAL CREEK WATERSHED, RESOLUTION PROJECT

MONTGOMERY & ASSOCIATES

APPENDIX A

SURFACE WATER AND SPRING FLOW RATES

APPENDIX A-1. SURFACE WATER AND SPRING FLOW RATES
RESOLUTION PROJECT

Station Name	Station Type	Date	Measured Flow Rate[a]		Estimated Flow Rate[b]	
			Flow (L/s)[c]	Notes	Flow (L/s)	Notes
DEVILS CANYON WATERSHED						
DC 15.5 C	Channel	8/5/2008	0.2	Cutthroat Flume		
		11/12/2008	0	Observation		
		2/26/2009	31	Pygmy Meter		
		5/5/2009	0.1	Cutthroat Flume		
		11/8/2010	0	est. 11,000 L (stagnant)		
		8/22/2011	0	est. 57,000 L (stagnant)		
		11/29/2011	0	est. 28,000 L (stagnant)		
		3/1/2012			0.9	Visual Estimate
		5/9/2012	0	est. 38,000 L (stagnant)		
DC 15.2 C	Channel	5/9/2005	0.4	Cutthroat Flume		
		8/10/2005	0	Observation		
DC 14.7 C	Channel	3/5/2004			>60	Visual Estimate
		3/9/2004	414	Pygmy Meter		
		8/27/2008	204	Pygmy Meter		
		2/17/2010			5	Unknown
DC 13.5 C	Channel	5/30/2003			0.1	Visual Estimate
		8/27/2003			0.02	Unknown
		11/5/2003			0.2	Visual Estimate
		2/11/2004	3	Cutthroat Flume		
		3/24/2004	28	Pygmy Meter		
		4/6/2004	177	Pygmy Meter		
		5/26/2004	0.2	Cutthroat Flume		
		2/15/2005	1711	Pygmy Meter		
		5/9/2005	0.4	Cutthroat Flume		
		8/10/2005			2	Visual Estimate
		8/21/2008	0.04	Cutthroat Flume		
		11/12/2008	0.1	Container/Stopwatch		
		2/19/2009	445	Pygmy Meter		
		5/21/2009			0.2	Visual Estimate
		2/17/2010	5	Pygmy Meter		
		5/26/2010	1	Cutthroat Flume		
		8/15/2010	2	Cutthroat Flume		
		11/2/2010	0.1	Container/Stopwatch		
		5/12/2011	0.6	Cutthroat Flume		
		8/22/2011			0.3	Visual Estimate
		4/27/2012			3	Visual Estimate
		11/14/2012	0	Observation		
DC 10.9 C	Channel	5/16/2003	1	Cutthroat Flume		
		8/27/2003			0.1	Visual Estimate
		11/5/2003	1	Cutthroat Flume		
		2/11/2004	2	Cutthroat Flume		
		3/9/2004	499	Pygmy Meter		
		5/27/2004	0.8	Cutthroat Flume		
		8/11/2004			0.1	Unknown
		11/5/2004	0.2	Cutthroat Flume		
		2/15/2005	2031	Pygmy Meter		
		5/9/2005	1	Cutthroat Flume		
		11/2/2010			0.3	Visual Estimate
		4/27/2012			3	Visual Estimate
		8/27/2012			0.3	Unknown
		11/27/2012			0.1	Visual Estimate

APPENDIX A-1. SURFACE WATER AND SPRING FLOW RATES
RESOLUTION PROJECT

Station Name	Station Type	Date	Measured Flow Rate[a]		Estimated Flow Rate[b]	
			Flow (L/s)[c]	Notes	Flow (L/s)	Notes
DC 8.8 C	Channel	5/20/2003	0.8	Cutthroat Flume		
		8/21/2003			0.2	Unknown
		11/12/2003	2	Cutthroat Flume		
		2/17/2004	5	Cutthroat Flume		
		4/6/2004	193	Pygmy Meter		
		5/21/2004	0.8	Cutthroat Flume		
		8/16/2004	0.3	Cutthroat Flume		
		11/16/2004	1	Cutthroat Flume		
		2/25/2005	2084	Pygmy Meter		
		5/11/2005	1	Cutthroat Flume		
		8/16/2005	0.1	Container/Stopwatch		
		2/24/2009	87	Pygmy Meter		
		5/3/2012			3	Visual Estimate
		8/27/2012			2	Visual Estimate
		11/26/2012			1	Unknown
DC 8.2 W	Spring	5/20/2003	0.7	Cutthroat Flume		
		8/21/2003			0.7	Unknown
		11/12/2003	0.5	Cutthroat Flume		
		2/17/2004	0.7	Cutthroat Flume		
		5/21/2004	0.8	Cutthroat Flume		
		8/16/2004	0.6	Cutthroat Flume		
		11/16/2004	0.1	Cutthroat Flume		
		2/25/2005			0.2	Visual Estimate
		5/11/2005			0.6	Visual Estimate
		8/16/2005			0.1	Visual Estimate
		8/6/2008				Visual Estimate
		11/5/2008			0.1	Visual Estimate
		2/24/2009				Unknown
		5/19/2009			0.6	Unknown
		11/10/2010			<0.06	Visual Estimate
		5/3/2012			0.3	Visual Estimate
DC 8.1 C	Channel	8/6/2008	1	Cutthroat Flume		
		11/5/2008			2	Unknown
		2/24/2009	117	Pygmy Meter		
		5/19/2009	0.8	Cutthroat Flume		
		11/10/2010			4	Visual Estimate
		8/31/2011			2	Visual Estimate
		11/30/2011			2	Visual Estimate
		3/2/2012			13	Visual Estimate
		5/3/2012			3	Visual Estimate
		8/15/2012			0.6	Visual Estimate
		8/27/2012			4	Unknown
		11/26/2012			1	Unknown
DC 7.1 C	Channel	5/29/2003	0.2	Cutthroat Flume		
		11/4/2003	0.9	Cutthroat Flume		
		2/18/2004	6	Cutthroat Flume		
		5/5/2004	2	Cutthroat Flume		
		8/19/2004	2	Cutthroat Flume		
		11/12/2004	3	Cutthroat Flume		
		2/16/2005	1912	Pygmy Meter		
		5/17/2005	0.7	Cutthroat Flume		
		9/7/2005	0.2	Cutthroat Flume		
		11/30/2011			2	Visual Estimate
		5/4/2012			5	Visual Estimate
		11/26/2012			2	Unknown

APPENDIX A-1. SURFACE WATER AND SPRING FLOW RATES
RESOLUTION PROJECT

Station Name	Station Type	Date	Measured Flow Rate[a]		Estimated Flow Rate[b]	
			Flow (L/s)[c]	Notes	Flow (L/s)	Notes
DC 6.14 C	Channel	8/20/2008			0.2	Visual Estimate
		11/12/2008	1	Cutthroat Flume; 90% capture		
		2/18/2009	1534	Pygmy Meter		
		5/6/2009	0.2	Cutthroat Flume; 75% capture		
		8/12/2009	0	No flow into Upper Crater Tank		
		11/30/2011			3	Visual Estimate
		3/2/2012			7	Visual Estimate
		5/4/2012			4	Visual Estimate
		11/26/2012			1.9	Unknown
DC 6.1 E	Spring	5/20/2004			0.1	Visual Estimate
		8/23/2004	0.1	Container/Stopwatch		
		11/18/2004			0.1	Visual Estimate
		2/28/2005	0	Observation		
		5/24/2005			0.03	Visual Estimate
		8/23/2005	0	Observation		
		8/7/2008			0.1	Visual Estimate
		11/6/2008	0	Observation		
		5/20/2009			0.2	Unknown
		3/19/2010			0.1	Unknown
		10/19/2010			0.3	Visual Estimate
		11/10/2010			5	Visual Estimate
		8/15/2012	0	Observation		
DC 5.5 C	Channel	11/10/2003	1	Cutthroat Flume		
		2/25/2004	32	Pygmy Meter		
		5/20/2004	0.7	Cutthroat Flume		
		8/23/2004	0.6	Cutthroat Flume		
		11/18/2004	4	Cutthroat Flume		
		2/28/2005	662	Pygmy Meter		
		5/24/2005	1	Cutthroat Flume		
		8/23/2005	3	Cutthroat Flume		
		2/25/2009	87	Pygmy Meter		
		3/19/2010	98	Pygmy Meter		
		7/16/2010			0.6	Visual Estimate
		10/19/2010			0.4	Visual Estimate
		8/26/2011			0.3	Visual Estimate
		3/6/2012			10	Visual Estimate
DC 4.1 E	Spring	5/21/2003	0	Observation		
		8/26/2003	0	Observation		
		11/11/2003	0	Observation		
		2/10/2004			0.1	Visual Estimate
DCT 6.6 W	Spring in tributary	5/29/2003			0.03	Unknown
		9/3/2003			0.03	Unknown
		11/4/2003			0.1	Visual Estimate
		2/18/2004	0.1	Container/Stopwatch		
		5/5/2004			0.03	Visual Estimate
		8/19/2004	0.02	Container/Stopwatch		
		11/12/2004	0.04	Container/Stopwatch		
		2/16/2005	2	Cutthroat Flume		
		5/17/2005			0.03	Visual Estimate
		9/7/2005	0	Observation		
		5/4/2012			0.1	Visual Estimate

APPENDIX A-1. SURFACE WATER AND SPRING FLOW RATES
RESOLUTION PROJECT

Station Name	Station Type	Date	Measured Flow Rate[a]		Estimated Flow Rate[b]	
			Flow (L/s)[c]	Notes	Flow (L/s)	Notes
H 0.1 C	Tributary	8/19/2008			<0.01	Visual Estimate
		11/5/2008			<0.01	Visual Estimate
		2/24/2009	4	Cutthroat Flume		
		5/19/2009	0	Observation		
		8/12/2009			0.01	Visual Estimate
		11/10/2010			0.01	Visual Estimate
		8/31/2011			<0.01	Visual Estimate
		11/30/2011	0	Observation		
		3/2/2012			0.2	Visual Estimate
		8/15/2012	0	Observation		
IC 1.0 C	Tributary	8/28/2008	0.3	Cutthroat Flume		
		2/17/2009	408	Pygmy Meter		
		5/12/2009			0.01	Visual Estimate
		8/7/2009			<0.06	Visual Estimate
		2/17/2010			2	Unknown
		12/9/2011	0	Observation		
		3/1/2012			0.3	Visual Estimate
		1/29/2013	40.5	Measured with Pygmy Meter		
RR 1.5 C	Tributary	8/19/2008			<0.01	Visual Estimate
		11/5/2008			0.01	Visual Estimate
		2/26/2009	2	Cutthroat Flume		
		5/21/2009			0.2	Unknown
		2/18/2010	0.5	Cutthroat Flume		
		11/2/2010			0	Visual Estimate
		6/28/2011	0.2	Cutthroat Flume		
		12/9/2011			0.2	Visual Estimate
		3/5/2012	0.2	Cutthroat Flume		
		4/27/2012			0.3	Visual Estimate
		8/27/2012			<0.01	Visual Estimate
		11/12/2012	0	Observation		
MINERAL CREEK WATERSHED						
Government Springs	Spring	3/18/2010			0.2	Visual Estimate
		12/8/2011	0	Observation		
		2/28/2012	0	Observation		
LF 0.2 C	Channel	11/13/2008	1	Cutthroat Flume		
		3/5/2009	18	Pygmy Meter		
		5/14/2009	2	Cutthroat Flume; 90% capture		
		8/6/2009	0	Confluence dry		
		12/15/2009	0	Observation		
		2/15/2010	3	Cutthroat Flume		
		3/18/2010	122	Pygmy Meter		
		7/19/2010	5	Cutthroat Flume		
		11/4/2010	2	Cutthroat Flume		
		2/24/2011			0.3	Visual Estimate
		5/31/2011			0.3	Visual Estimate
		8/29/2011			0.9	Visual Estimate
		5/8/2012			0.3	Visual Estimate
		11/28/2012	0.0	Observation		
		8/22/2012	0.4	Cutthroat Flume		

APPENDIX A-1. SURFACE WATER AND SPRING FLOW RATES
RESOLUTION PROJECT

Station Name	Station Type	Date	Measured Flow Rate[a]		Estimated Flow Rate[b]	
			Flow (L/s)[c]	Notes	Flow (L/s)	Notes
MC 8.4 C	Channel	11/13/2008	1	Cutthroat Flume		
		3/5/2009	4	Cutthroat Flume		
		5/14/2009	14	Cutthroat Flume; 95% capture		
		8/6/2009			0.1	Visual Estimate
		12/15/2009	0.2	Cutthroat Flume		
		2/15/2010	28	Cutthroat Flume; 70% capture		
		3/18/2010	124	Pygmy Meter		
		7/19/2010	14	Cutthroat Flume		
		11/4/2010	2	Cutthroat Flume; 95% capture		
		2/24/2011	1	Cutthroat Flume; 95% capture		
		5/31/2011			0.1	Visual Estimate
		12/8/2011			0.02	Visual Estimate
		5/8/2012			0.6	Visual Estimate
MC 5.2 C	Channel	5/31/2011	4	Cutthroat Flume		
		8/29/2011	4	Cutthroat Flume		
		12/8/2011	6	Cutthroat Flume		
		2/28/2012	10	Cutthroat Flume		
		5/8/2012	6	Cutthroat Flume		
		8/22/2012	11	Cutthroat Flume		
		11/28/2012	2	Cutthroat Flume		
		2/4/2013	17	Pygmy Meter		
MC 3.4 W	Spring	11/13/2008			0.1	Visual Estimate
		3/5/2009	0.2	Container/Stopwatch		
		5/14/2009	0.1	Observation		
		8/6/2009			0.1	Visual Estimate
		2/15/2010			0.1	Visual Estimate
		3/18/2010			0.3	Visual Estimate
		11/4/2010	0.1	Observation		
		2/24/2011	0.3	Observation		
		5/31/2011	0.3	Observation		
		8/29/2011	0.1	Observation		
		5/8/2012	0.3	Observation		
MC 3.3 C	Channel	11/13/2008	10	Cutthroat Flume		
		3/5/2009	42	Pygmy Meter		
		5/14/2009	11	Cutthroat Flume		
		8/6/2009	1	Cutthroat Flume		
		12/15/2009	3	Cutthroat Flume		
		2/15/2010	32	Cutthroat Flume		
		3/18/2010	337	Pygmy Meter		
		7/19/2010			19	Visual Estimate
		11/4/2010	9	Pygmy Meter		
		2/24/2011	19	Pygmy Meter		
		5/31/2011	4	Cutthroat Flume		
		8/29/2011	2	Cutthroat Flume		
		2/28/2012	18	Cutthroat Flume		
		5/8/2012	5	Cutthroat Flume		
		8/22/2012	14	Cutthroat Flume		
		11/28/2012	8	Cutthroat Flume		
Upper Mineral Transducer	Channel	2/24/2011	12	Cutthroat Flume		
		5/31/2011	3	Cutthroat Flume		
		2/28/2012	5	Cutthroat Flume		
		5/8/2012	4	Cutthroat Flume		
		8/22/2012	1	Cutthroat Flume		
		11/28/2012	2	Cutthroat Flume		

APPENDIX A-1. SURFACE WATER AND SPRING FLOW RATES
RESOLUTION PROJECT

Station Name	Station Type	Date	Measured Flow Rate[a]		Estimated Flow Rate[b]	
			Flow (L/s)[c]	Notes	Flow (L/s)	Notes
QUEEN CREEK WATERSHED						
AC 4.5 C	Channel	6/25/2012	0	est. 950 L (stagnant)		
		8/7/2012			0.2	Visual Estimate
		11/13/2012			0.1	Visual Estimate
Blue Spring	Spring	5/26/2004	0	Observation		
		8/3/2004	0	Observation		
		2/9/2005	0.4	Cutthroat Flume		
		5/3/2005			0.1	Visual Estimate
		8/3/2005			<0.01	Visual Estimate
		8/19/2008	0.1	Cutthroat Flume		
		11/13/2008			<0.01	Visual Estimate
		2/12/2009	3	Cutthroat Flume		
		5/13/2009	0.1	Cutthroat Flume		
		8/4/2009			0.1	Visual Estimate
		2/12/2010			1	Visual Estimate
		7/13/2010			0.3	Visual Estimate
		11/8/2010	0.3	Cutthroat Flume		
		2/14/2011	0.2	Cutthroat Flume		
		5/13/2011	0.2	Cutthroat Flume		
		5/7/2012			0.3	Visual Estimate
		11/14/2012			0.1	Visual Estimate
		8/13/2012			0.2	Visual Estimate
Bored Spring	Spring	5/26/2004			<0.01	Visual Estimate
		11/3/2004			<0.01	Visual Estimate
		2/9/2005	0.1	Container/Stopwatch		
		5/3/2005	0.1	Container/Stopwatch		
		8/3/2005			0.03	Visual Estimate
		8/21/2008	0	Observation		
		11/13/2008			<0.01	Visual Estimate
		2/12/2009			<0.01	Visual Estimate
		5/13/2009			<0.01	Visual Estimate
		8/4/2009	0	Dry		
		2/12/2010	0.01	Container/Stopwatch		
		7/13/2010	0	est. 40 L in trough (stagnant)		
		11/9/2010	0	No inflow to trough		
		2/14/2011	0	Trough full but no inflow		
		5/13/2011			0.1	Visual Estimate
		5/7/2012			0.1	Visual Estimate
Boulder Hole	Spring	5/22/2003	0	Observation		
		9/4/2003	0	Observation		
		11/3/2003	0	Observation		
		2/9/2004	1	Container/Stopwatch		
		5/24/2004	0	Observation		
		8/3/2004	0	Observation		
		11/3/2004	0	Observation		
		2/8/2005			6	Visual Estimate
		5/4/2005	0	Observation		
		8/6/2008	0	Observation		
		11/6/2008			<0.01	Visual Estimate
		2/19/2009	217	Pygmy Meter		
		5/7/2009	0	Observation		
		8/4/2009	0	est. <40 L (stagnant)		
		2/13/2010			3	Visual Estimate
		11/1/2010	0	est. 130 L (stagnant)		
		2/21/2011	0	est. 3,800 L (stagnant)		
		5/2/2012	0	est. 1,500 L (stagnant)		

APPENDIX A-1. SURFACE WATER AND SPRING FLOW RATES
RESOLUTION PROJECT

Station Name	Station Type	Date	Measured Flow Rate[a]		Estimated Flow Rate[b]	
			Flow (L/s)[c]	Notes	Flow (L/s)	Notes
Hidden Spring	Spring	5/15/2003	0.000	Observation		
		8/20/2003	0.000	Observation		
		11/3/2003			<0.01	Visual Estimate
		2/9/2004			<0.01	Visual Estimate
		5/24/2004			<0.01	Visual Estimate
		8/4/2004			<0.01	Visual Estimate
		11/3/2004			<0.01	Visual Estimate
		2/9/2005			<0.01	Visual Estimate
		5/3/2005			0.1	Visual Estimate
		8/3/2005			0.1	Visual Estimate
		8/19/2008			<0.01	Visual Estimate
		11/6/2008			<0.01	Visual Estimate
		2/10/2009			<0.01	Visual Estimate
		5/12/2009			<0.01	Visual Estimate
		2/12/2010			0.1	Visual Estimate
		7/13/2010			0.1	Visual Estimate
		11/9/2010			0.01	Visual Estimate
		2/14/2011			0.01	Visual Estimate
		5/13/2011	0	Dry		
		5/7/2012	0	Dry		
Kane Spring	Spring	5/15/2003	0	Observation		
		8/20/2003	0	Observation		
		11/3/2003	<0.01	Observation		
		2/9/2004	<0.01	Observation		
		2/9/2005	<0.01	Observation		
		5/3/2005			0.03	Visual Estimate
		8/3/2005			0.01	Visual Estimate
		8/29/2008	<0.01	Container/Stopwatch		
		11/5/2008	0.01	Container/Stopwatch		
		2/10/2009	0.04	Container/Stopwatch		
		5/13/2009	0.03	Container/Stopwatch		
		2/12/2010	0.03	Container/Stopwatch		
		7/13/2010	0.001	Container/Stopwatch		
		11/9/2010	0.01	Container/Stopwatch		
		2/14/2011	0.06	Container/Stopwatch		
		5/13/2011	0.002	Container/Stopwatch		
		5/7/2012	0	New pipe connected (no flow to measure)		
Number Nine Tributary	Tributary	8/28/2008	33	Pygmy Meter		
		11/12/2008	0	Observation		
		2/19/2009	63	Pygmy Meter		
		5/5/2009			<0.01	Visual Estimate
		2/13/2010			2	Visual Estimate
		7/14/2010	0	est. 400 L (stagnant)		
		11/1/2010			0.01	Visual Estimate
		11/3/2010	0	est. 900 L (stagnant)		
		2/21/2011			0.1	Visual Estimate
		5/16/2011	0	est. 7,600 L (upper pool), 11,000 L (lower pool) both stagnant		
		8/19/2011			0.01	Visual Estimate
		12/1/2011	0	Observation		
		2/29/2012			0.2	Visual Estimate
		5/9/2012	0	est. 1,900 L (stagnant)		

APPENDIX A-1. SURFACE WATER AND SPRING FLOW RATES
RESOLUTION PROJECT

Station Name	Station Type	Date	Measured Flow Rate[a]		Estimated Flow Rate[b]	
			Flow (L/s)[c]	Notes	Flow (L/s)	Notes
Oak Flat Tributary	Tributary	8/27/2008	92	Pygmy Meter		
		2/26/2009	1	Cutthroat Flume		
		5/5/2009	0	Observation		
		8/4/2009	0	Dry		
		2/13/2010			2	Visual Estimate
		8/19/2011			0.2	Visual Estimate
		12/9/2011	0	Observation		
		2/29/2012			0.3	Visual Estimate
		3/1/2012			0.3	Visual Estimate
		11/12/2012	0.0	Middle of pool		
		12/17/2012	7.4	Measured with 4" flume		
		1/29/2013	14.1	Measured with Pygmy Meter		
Pump Station Spring	Spring	5/15/2003	0.2	Cutthroat Flume		
		9/4/2003			0.1	Unknown
		11/3/2003			0.1	Visual Estimate
		2/9/2004			0.1	Visual Estimate
		5/25/2004			0.1	Visual Estimate
		8/3/2004			<0.01	Visual Estimate
		11/3/2004			0.02	Visual Estimate
		2/8/2005	3	Cutthroat Flume		
		5/4/2005	1	Cutthroat Flume		
		8/8/2005			0.3	Visual Estimate
		8/5/2008			<0.01	Visual Estimate
		11/4/2008			<0.01	Visual Estimate
		2/17/2009	176	Pygmy Meter		
		5/12/2009			0.1	Visual Estimate
		8/11/2009	0	est. 10 L (stagnant)		
		2/16/2010			1	Unknown
		7/15/2010	0.6	Cutthroat Flume		
		11/3/2010	0	Dry at sample station		
		5/16/2011	0	est. 100 L (stagnant)		
		5/9/2012	0	est. 80 L (stagnant)		
QC 27.3 C	Channel	2/8/2005	5	Cutthroat Flume		
		5/4/2005	0.5	Cutthroat Flume		
		8/5/2008	0	Observation		
		11/4/2008			<0.01	Visual Estimate
		2/17/2009	337	Pygmy Meter		
		5/7/2009	0	Observation		
		11/3/2010	0	est. 3,800 L (stagnant)		
		5/16/2011	0	est. 17,000 L (stagnant)		
		8/19/2011			0.3	Visual Estimate
		12/1/2011	0	Observation		
		2/29/2012	0	Observation		
		5/9/2012	0	est. 12,000 L (stagnant)		
QC 22.6 E	Spring	2/8/2005	2	Cutthroat Flume		
		8/28/2008	2	Cutthroat Flume		
		2/11/2009	3	Cutthroat Flume		
		2/13/2010			0.6	Visual Estimate
		2/27/2012			0.2	Visual Estimate
		11/27/2012	0	Observation		
		12/17/2012			0.3	Visual Estimate
		1/29/2013	2.5	Measured with 4" flume		

APPENDIX A-1. SURFACE WATER AND SPRING FLOW RATES
RESOLUTION PROJECT

Station Name	Station Type	Date	Measured Flow Rate[a]		Estimated Flow Rate[b]	
			Flow (L/s)[c]	Notes	Flow (L/s)	Notes
QC 21.7 C	Channel	8/28/2008	104	Pygmy Meter		
		11/4/2008			<0.01	Visual Estimate
		2/11/2009	1557	Pygmy Meter		
		5/7/2009	0	Observation		
		8/4/2009	0	Dry		
		2/13/2010	0	Dry		
		8/19/2011			0.01	Visual Estimate
		11/28/2011	0	est. 900 L (stagnant)		
		2/27/2012	0	Observation		
		5/2/2012	0	est. 2,800 L (stagnant)		
		8/14/2012	0	Observation		
QC 19.7 C	Channel	8/28/2008	26	Pygmy Meter		
		2/11/2009			680	Unknown
		8/4/2009	0	Dry		
		12/14/2011			540	Visual Estimate
		11/27/2012	0	Observation		
		12/17/2012			220	Visual Estimate
		1/29/2013	14.1	Measured with Pygmy Meter		
TC 0.5 C	Channel	6/25/2012	0	Observation		
		8/7/2012			<0.01	Visual Estimate
		11/13/2012			0.3	Visual Estimate
		2/5/2013	2.2	Measured with Pygmy Meter		
Upper Carbonate	Channel	8/4/2009	0	est. 900 L (stagnant)		
		7/14/2010	0	7,500 L (stagnant)		
		11/1/2010			0.1	Visual Estimate
		2/21/2011			0.2	Visual Estimate
		8/23/2011	0	Stagnant pool upstream from transducer		
		11/27/2012	0	Observation		

[a] Measured Flow Rate: Flow measured by container/stopwatch, Cutthroat flume, or Pygmy meter.

[b] Estimated Flow Rate: Flow estimated based on visual inspection (or measurement method unknown); data shoud be used as a general indication of flow only.

[c] L/s = Liters per second

APPENDIX B

DATA SONDE GRAPHS
(RECENT INSTALLATIONS)

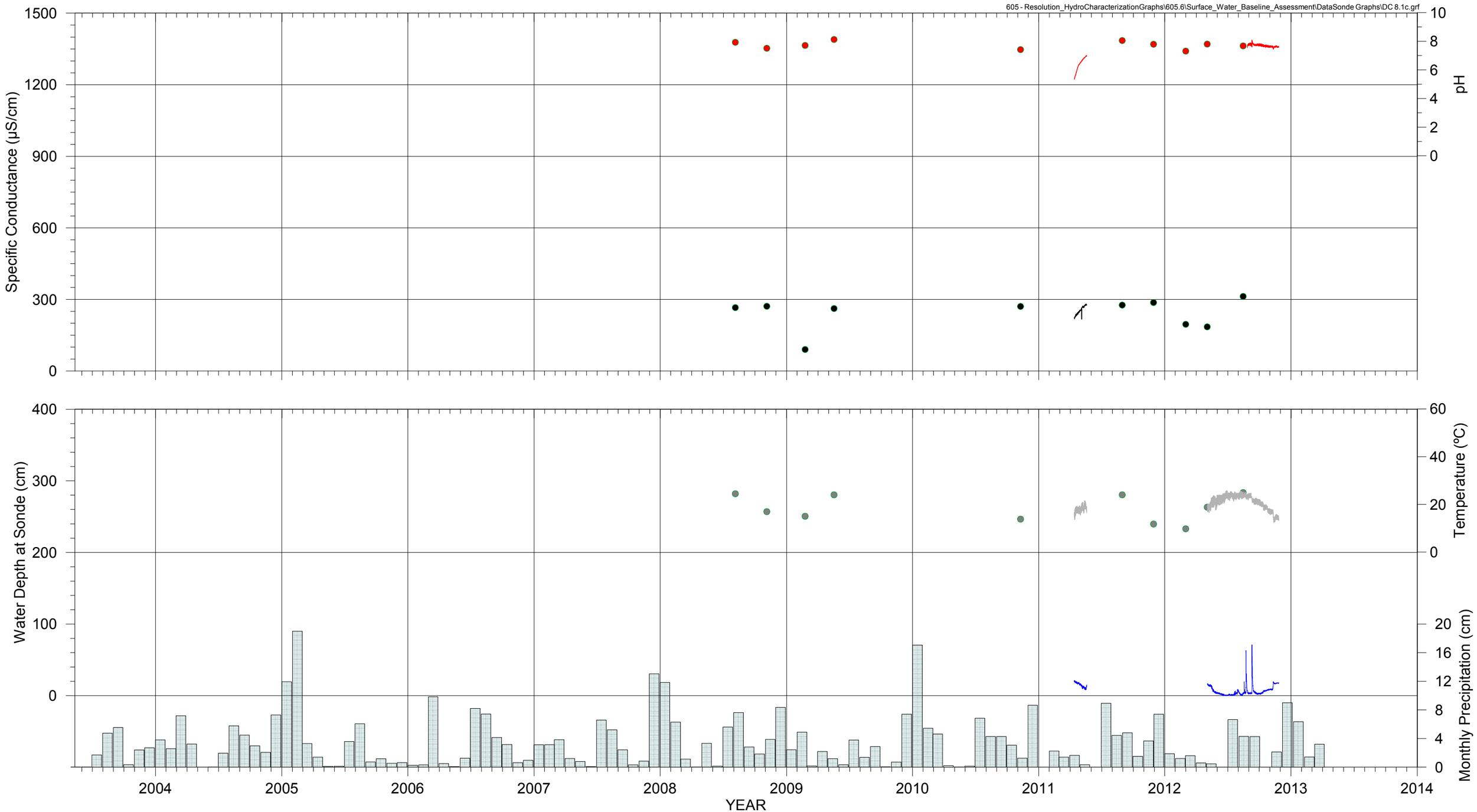

FIGURE B-1. DEVILS CANYON DATA SONDE LOCATION DC 8.1 C, RESOLUTION PROJECT

EXPLANATION

- pH
- Specific Conductance (uS/cm)
- Temperature (ºC)
- Water Depth at Sonde (cm)
- Monthly Precipitation (cm) from PRISM

pH, SC, T — sample parameters

Note: precipitation data from Nov 2011 to Mar 2013 are provisional.

MONTGOMERY & ASSOCIATES

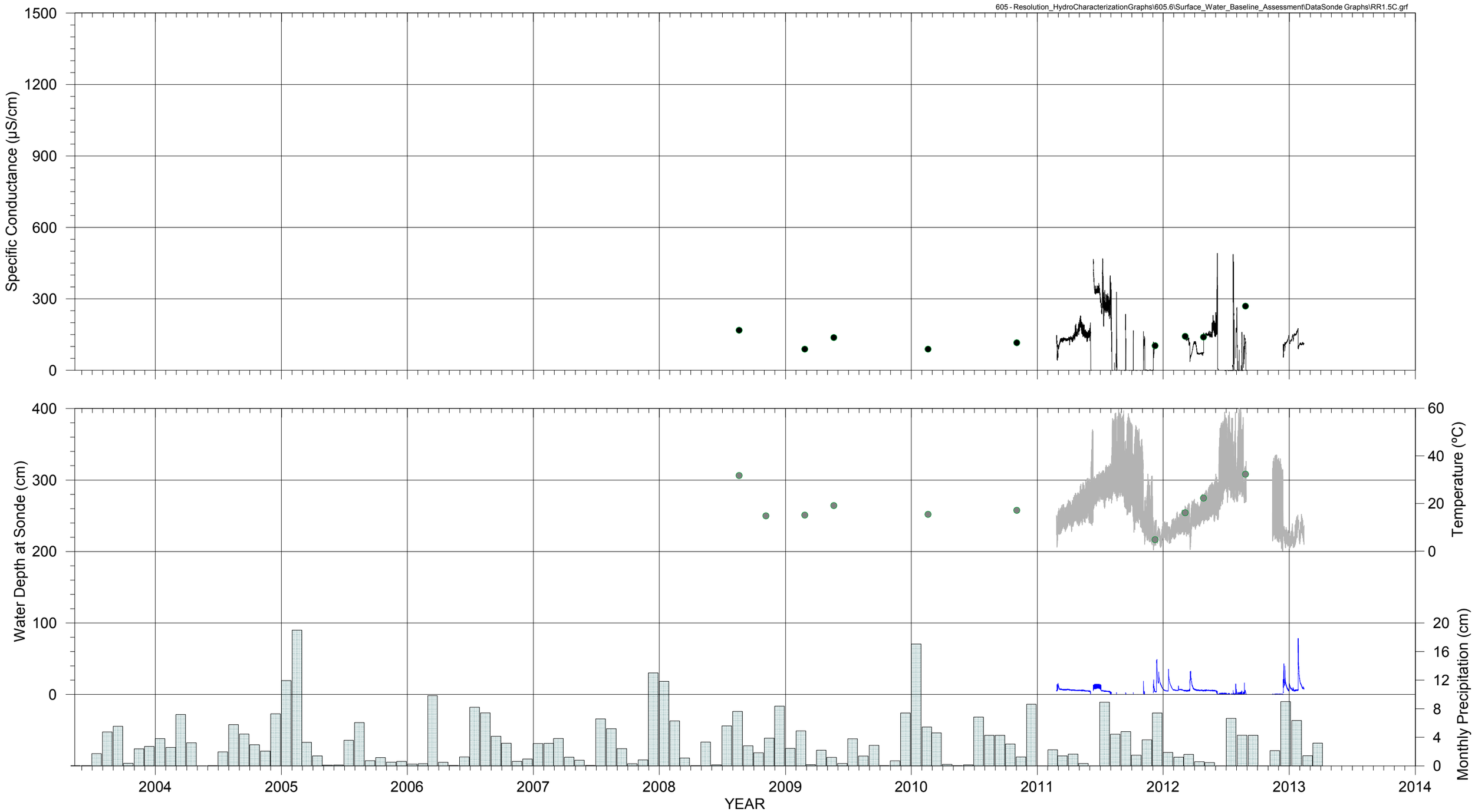

FIGURE B-2. RANCHO RIO DATA SONDE LOCATION RR 1.5 C, RESOLUTION PROJECT

EXPLANATION

Specific Conductance (uS/cm)
Temperature (ºC)
Water Depth at Sonde (cm)
Monthly Precipitation (cm) from PRISM
SC, T } sample parameters

Note: precipitation data from Nov 2011 to Mar 2013 are provisional.

MONTGOMERY & ASSOCIATES

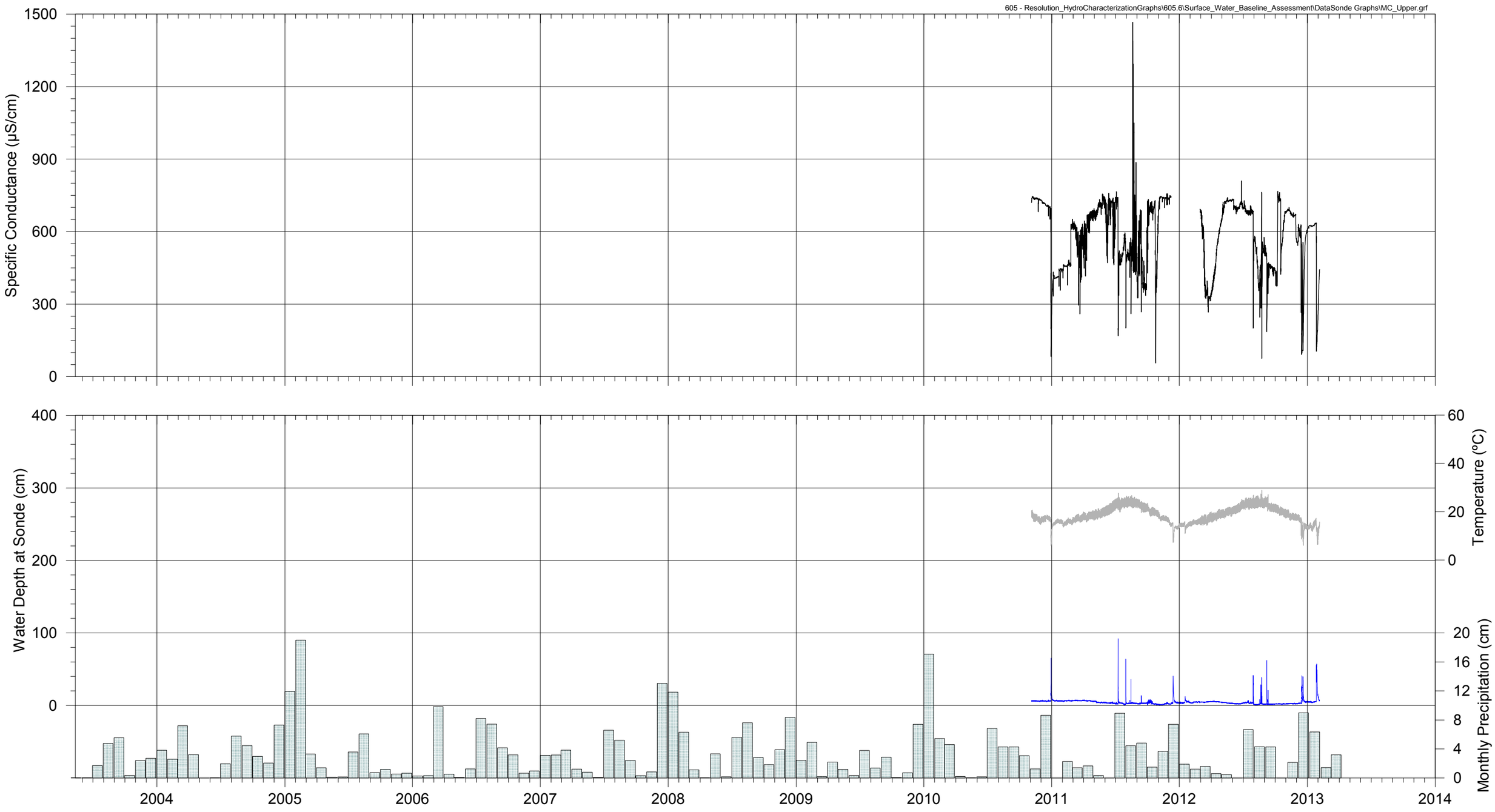

FIGURE B-3. MINERAL CREEK DATA SONDE LOCATION "UPPER MINERAL", RESOLUTION PROJECT

EXPLANATION

- Specific Conductance (uS/cm)
- Temperature (ºC)
- Water Depth at Sonde (cm)
- Monthly Precipitation (cm) from PRISM

Note: precipitation data from Nov 2011 to Mar 2013 are provisional.

MONTGOMERY & ASSOCIATES

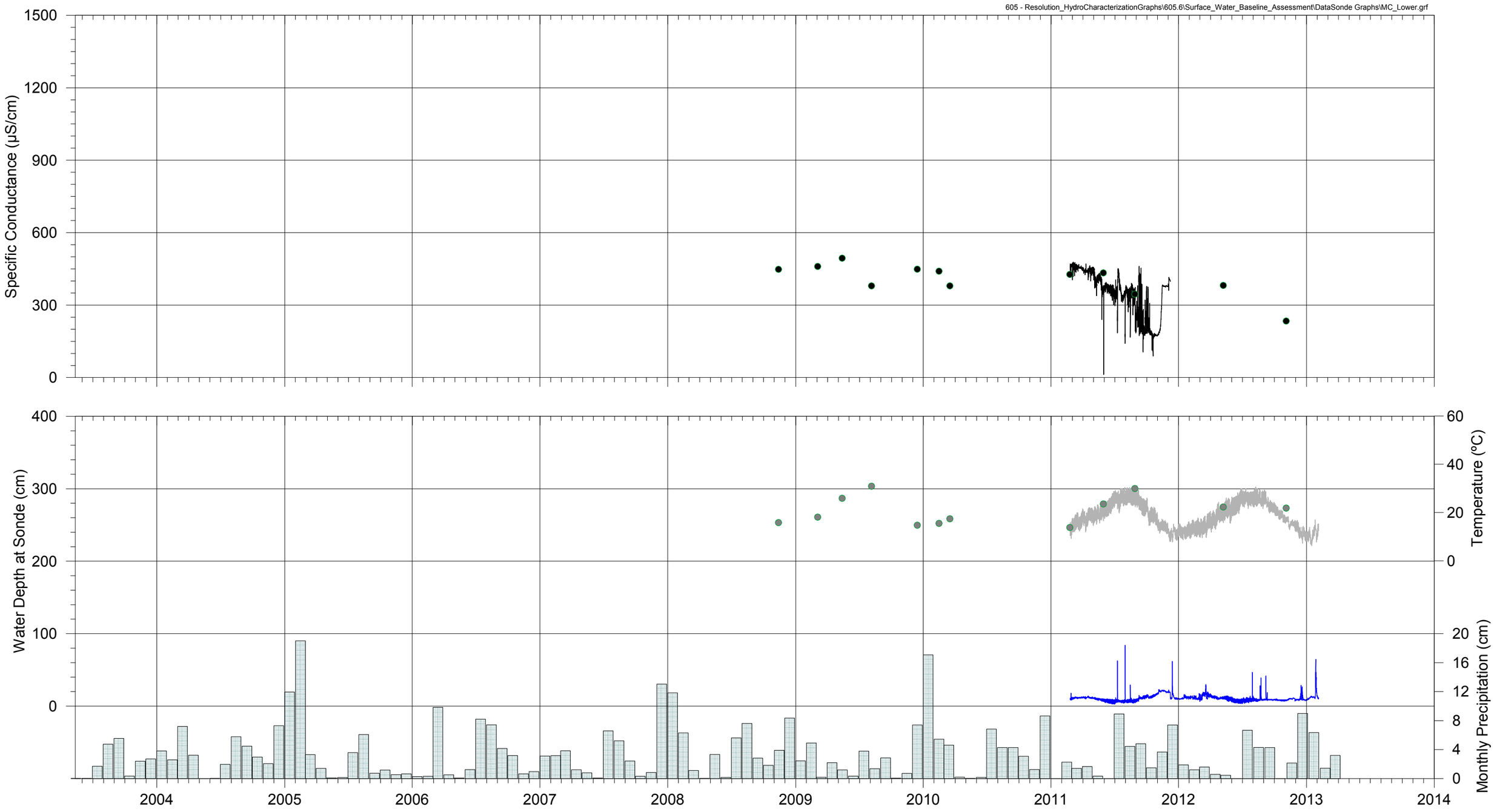

FIGURE B-4. MINERAL CREEK DATA SONDE LOCATION MC 3.3 C ("LOWER MINERAL"), RESOLUTION PROJECT

EXPLANATION

Specific Conductance (uS/cm)
Temperature (ºC)
Water Depth at Sonde (cm)
Monthly Precipitation (cm) from PRISM
SC, T } sample parameters

Note: precipitation data from Nov 2011 to Mar 2013 are provisional.

MONTGOMERY & ASSOCIATES

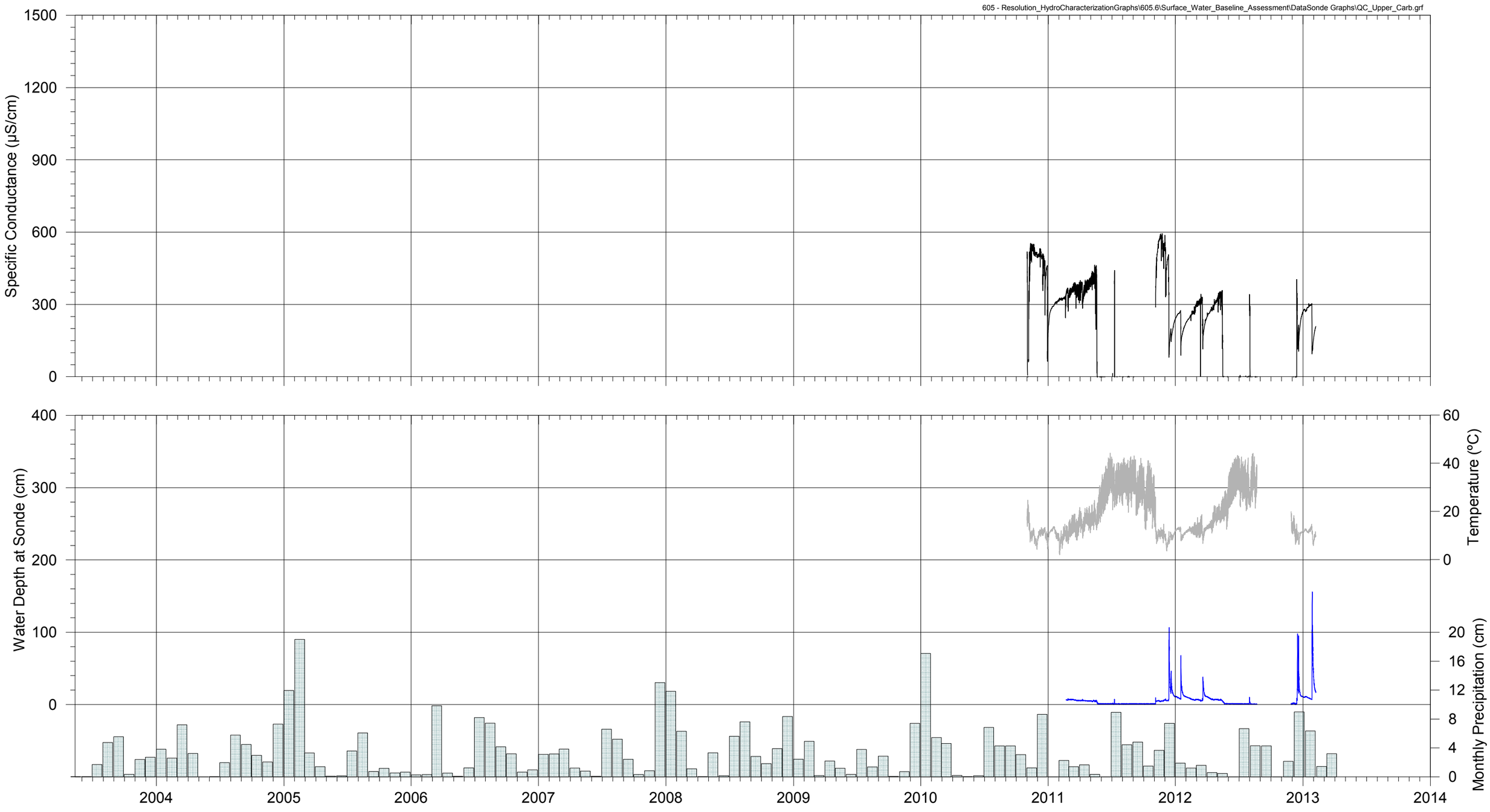

FIGURE B-5. QUEEN CREEK DATA SONDE LOCATION "UPPER CARBONATE", RESOLUTION PROJECT

EXPLANATION

- Specific Conductance (uS/cm)
- Temperature (ºC)
- Water Depth at Sonde (cm)
- Monthly Precipitation (cm) from PRISM

Note: precipitation data from Nov 2011 to Mar 2013 are provisional.

MONTGOMERY & ASSOCIATES

APPENDIX C

HYDROCHEMISTRY TIME-SERIES GRAPHS

EXPLANATION

▲ Closed symbols: Detected Values
△ Open symbols: Value below detection limit (plotted at detection limit)

Blue Spring

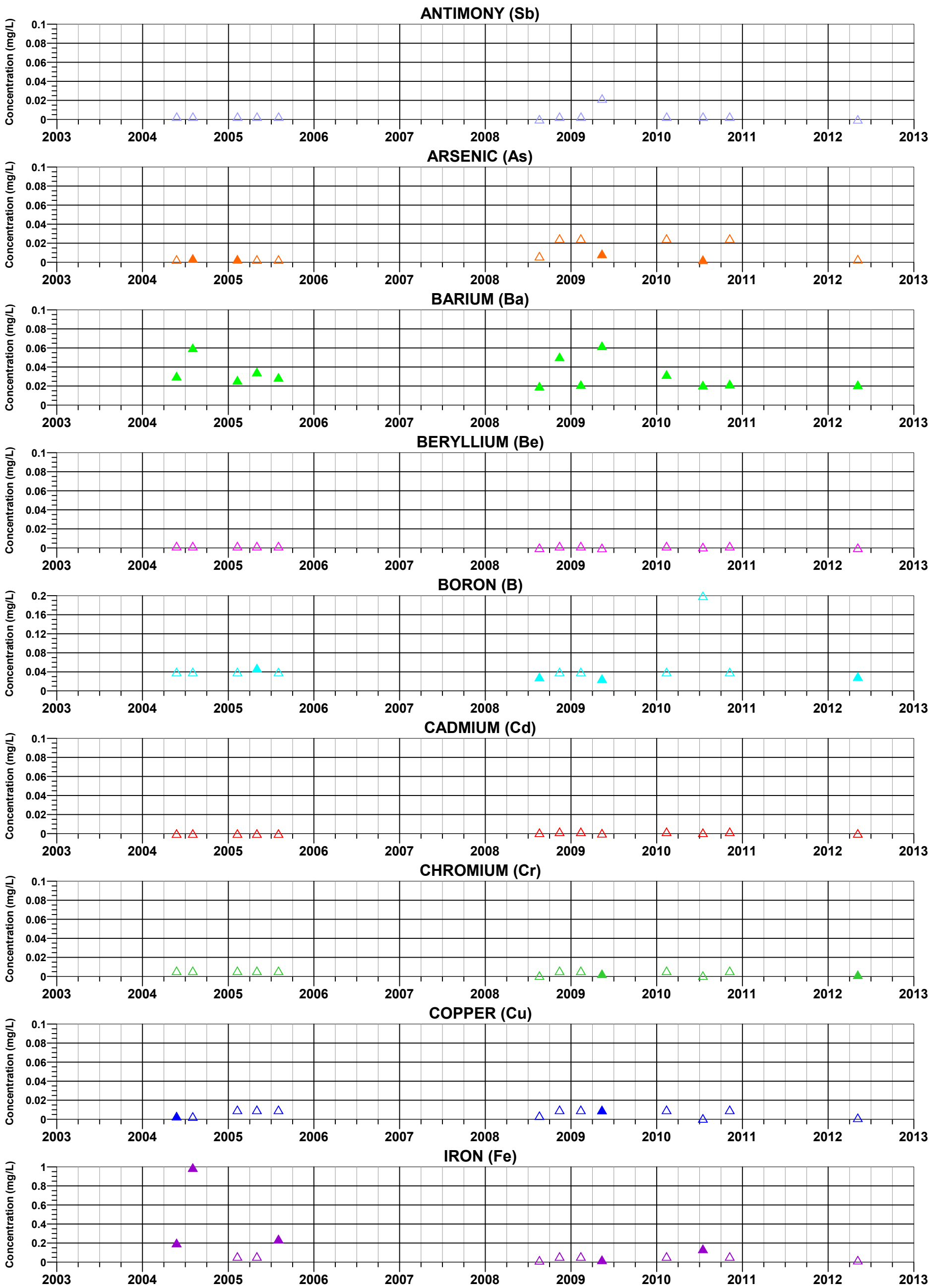

FIGURE C-1a. TIME-SERIES OF METALS CONCENTRATIONS AT BLUE SPRING RESOLUTION PROJECT

MONTGOMERY & ASSOCIATES

S:/605.6/Surface_Water_Baseline_Assessment/TimeSeriesGraphs/BlueSpring_Metals1.grf 27Aug2012

EXPLANATION

▲ Closed symbols: Detected Values
△ Open symbols: Value below detection limit (plotted at detection limit)

Blue Spring

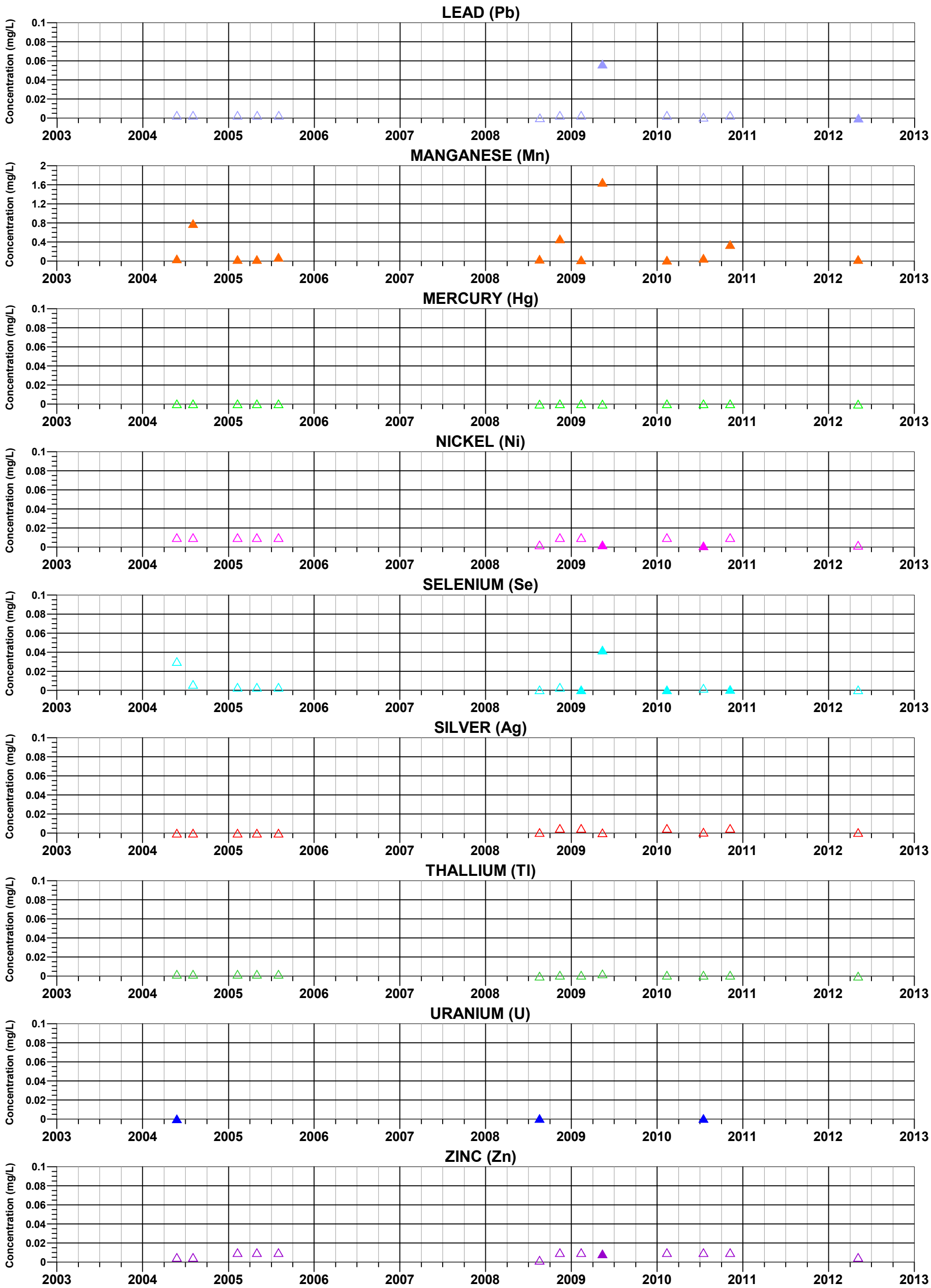

FIGURE C-1b. TIME-SERIES OF METALS CONCENTRATIONS AT BLUE SPRING RESOLUTION PROJECT

MONTGOMERY & ASSOCIATES

S:/605.6/Surface_Water_Baseline_Assessment/TimeSeriesGraphs/BlueSpring_Metals2.grf 27Aug2012

EXPLANATION

▲ Closed symbols: Detected Values
△ Open symbols: Value below detection limit (plotted at detection limit)

Blue Spring

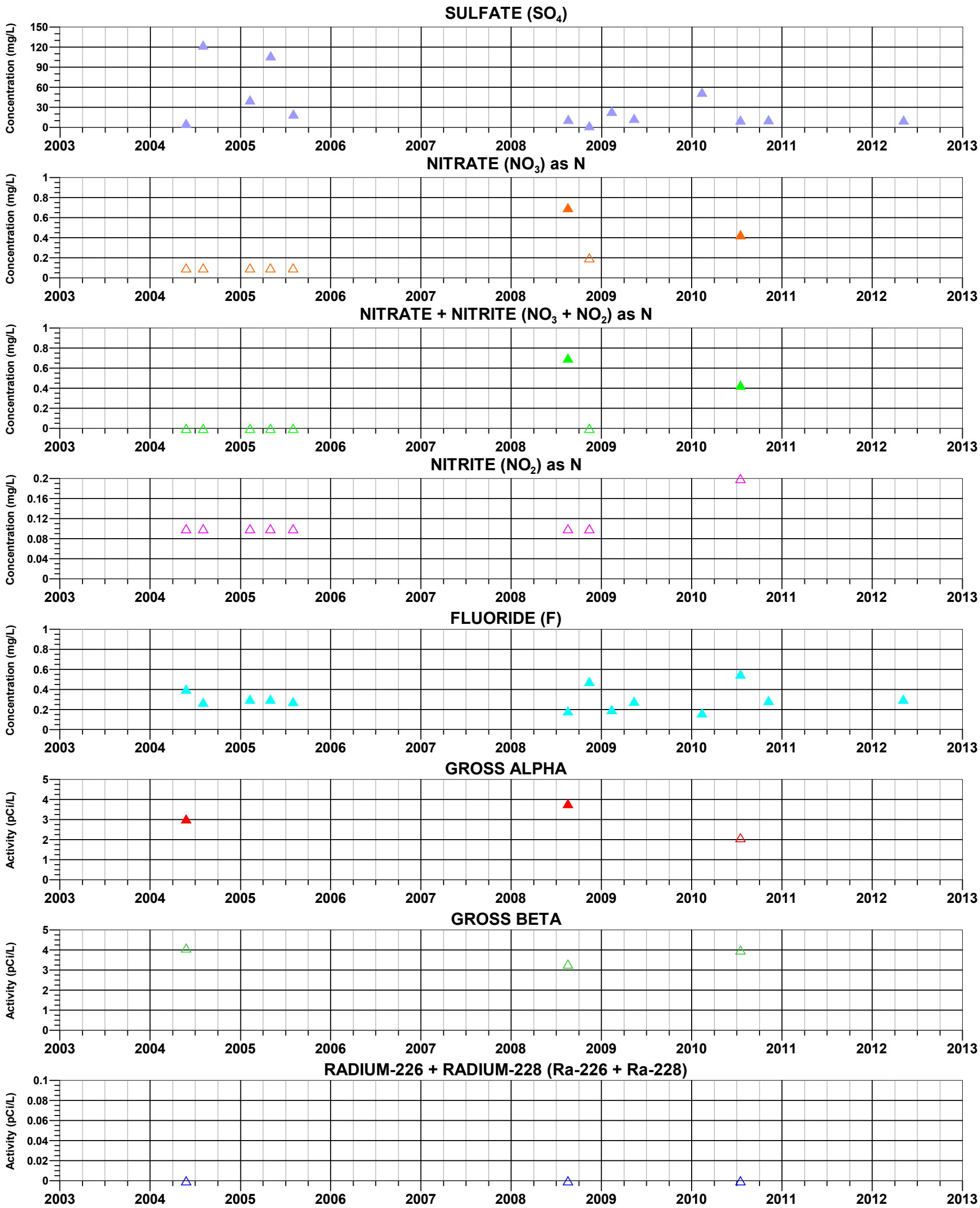

FIGURE C-1c. TIME-SERIES OF NON-METALS CONCENTRATIONS AND RADIOLOGICALS AT BLUE SPRING, RESOLUTION PROJECT

MONTGOMERY & ASSOCIATES

S:/605.6/Surface_Water_Baseline_Assessment/TimeSeriesGraphs/BlueSpring_NonMetals.grf 06Sep2012

EXPLANATION

▲ Closed symbols: Detected Values
△ Open symbols: Value below detection limit (plotted at detection limit)

Blue Spring

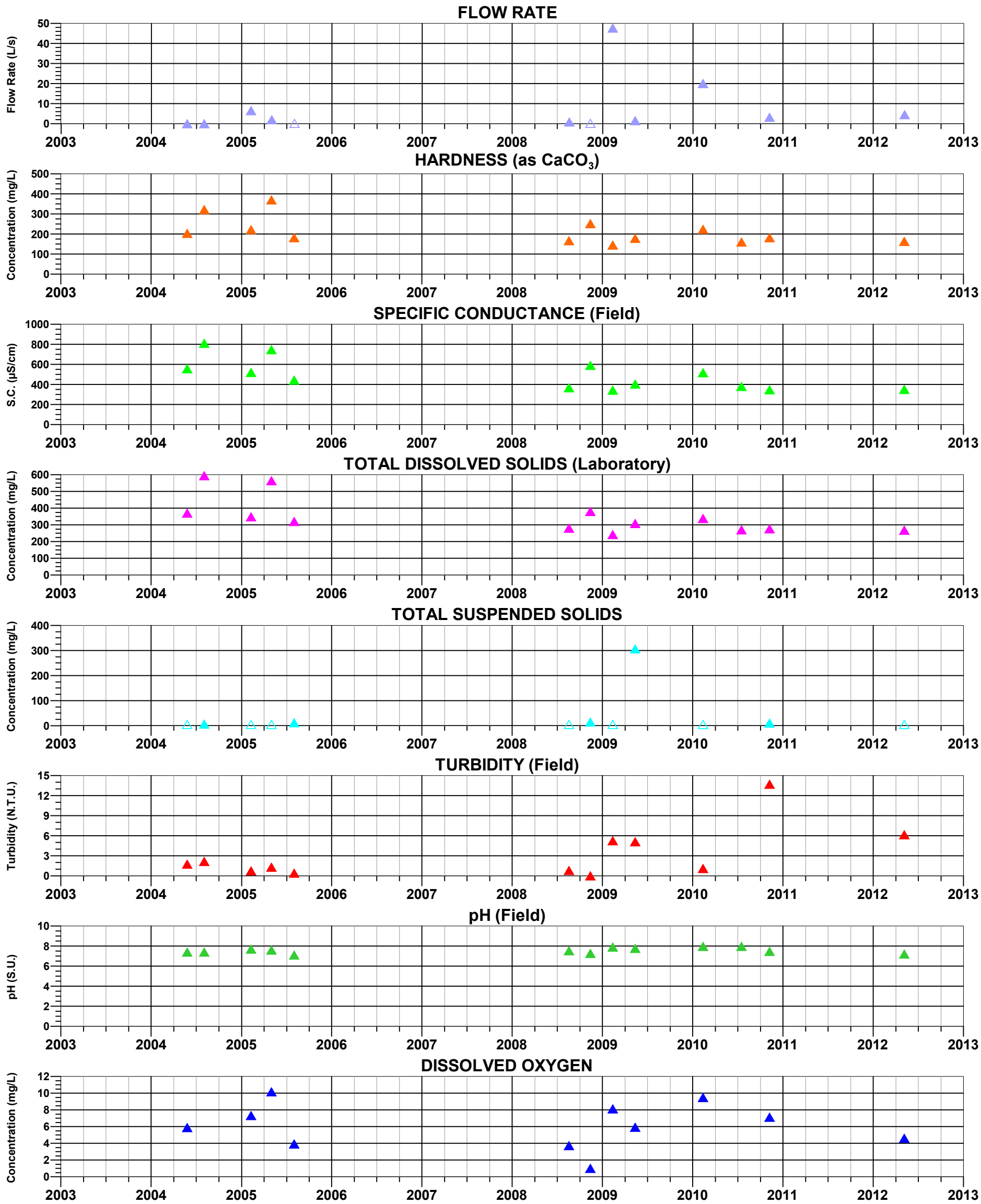

FIGURE C-1d. TIME-SERIES OF FIELD AND LABORATORY PARAMETERS AT BLUE SPRING, RESOLUTION PROJECT

MONTGOMERY & ASSOCIATES

S:/605.6/Surface_Water_Baseline_Assessment/TimeSeriesGraphs/BlueSpring_Parameters.grf 06Sep2012

EXPLANATION

▲ Closed symbols: Detected Values
△ Open symbols: Value below detection limit (plotted at detection limit)

Bored Spring

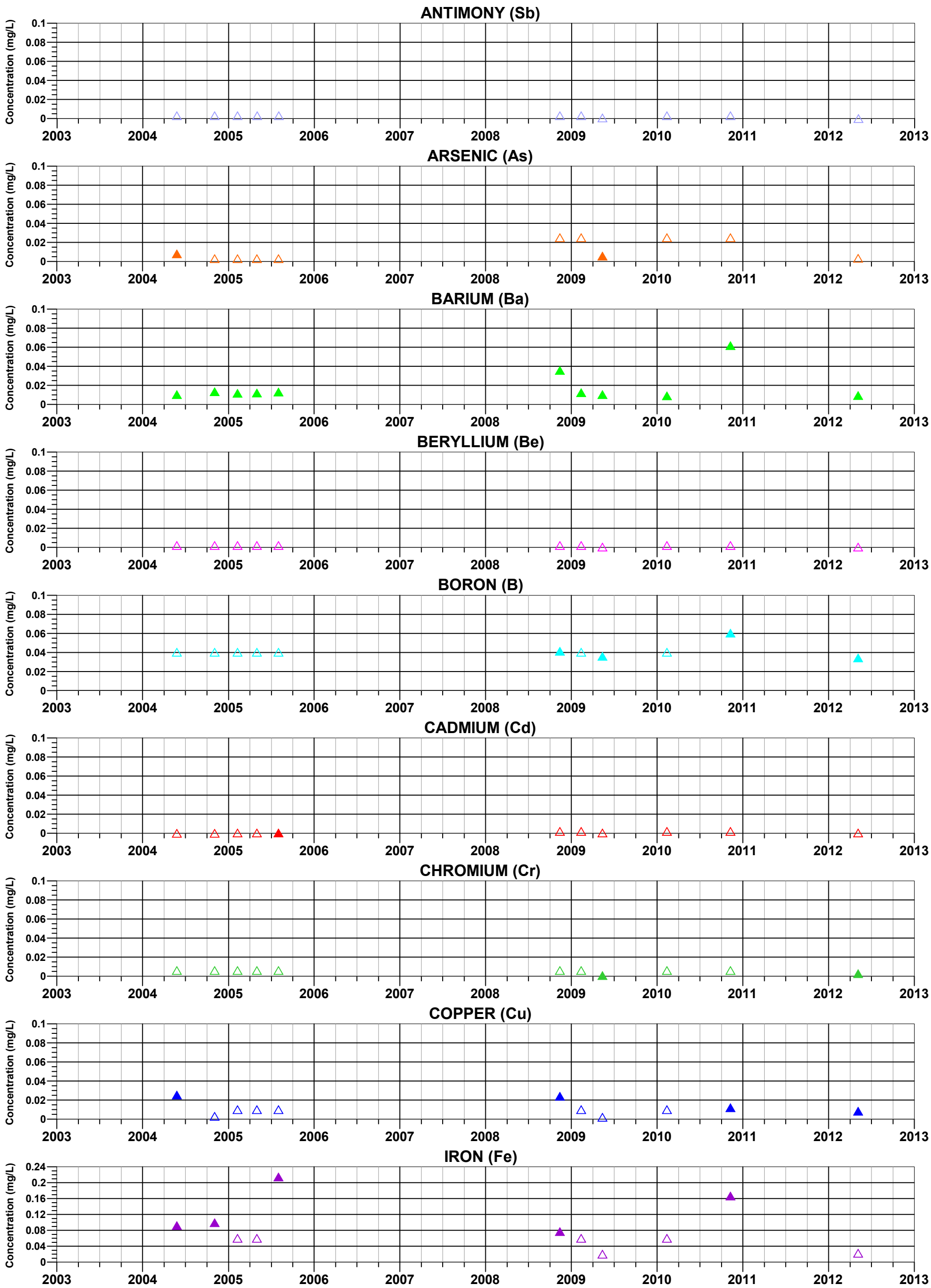

FIGURE C-2a. TIME-SERIES OF METALS CONCENTRATIONS AT BORED SPRING RESOLUTION PROJECT

MONTGOMERY & ASSOCIATES

S:/605.6/Surface_Water_Baseline_Assessment/TimeSeriesGraphs/BoredSpring_Metals1.grf 27Aug2012

EXPLANATION

▲ Closed symbols: Detected Values
△ Open symbols: Value below detection limit (plotted at detection limit)

Bored Spring

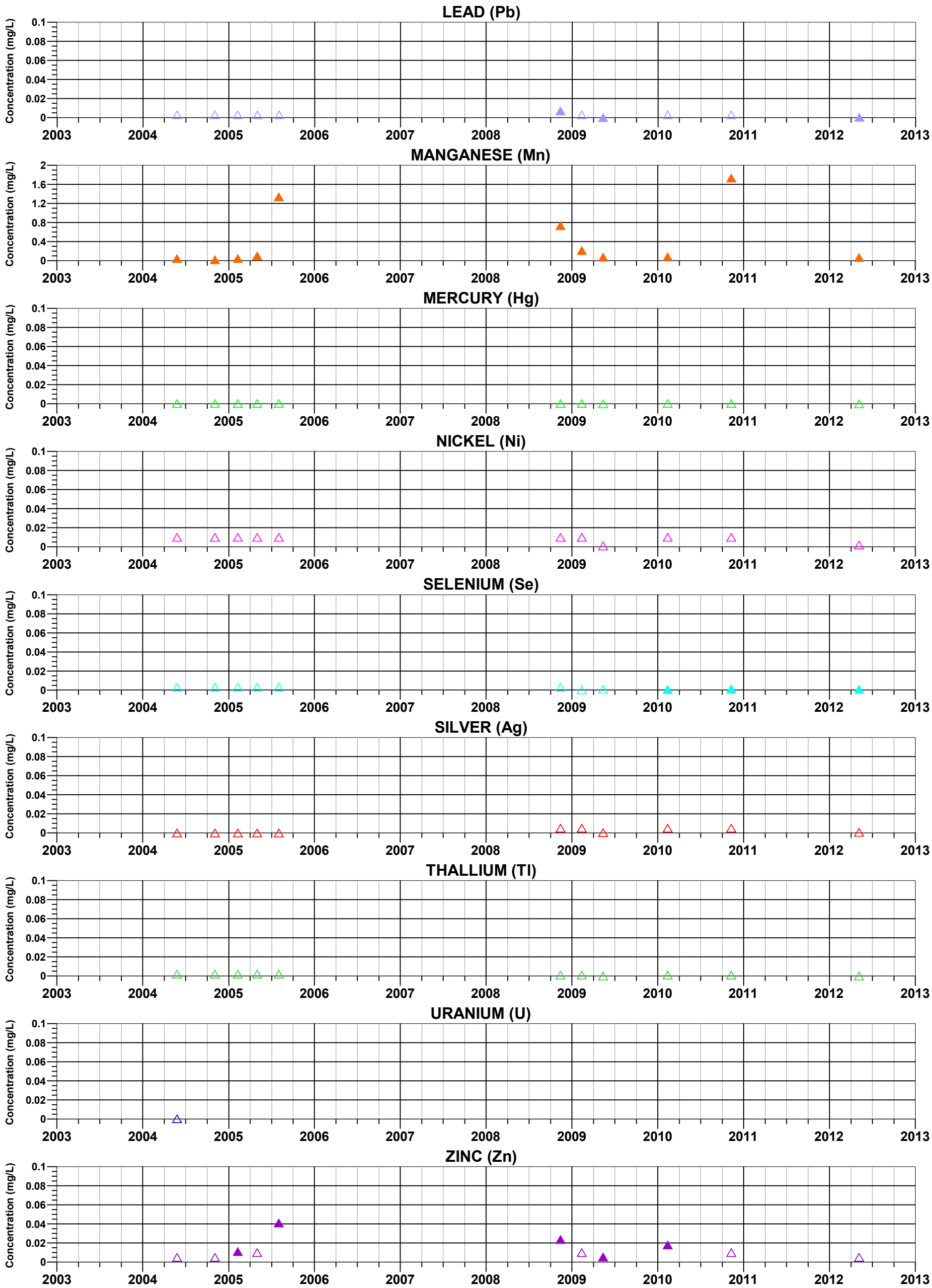

FIGURE C-2b. TIME-SERIES OF METALS CONCENTRATIONS AT BORED SPRING RESOLUTION PROJECT

MONTGOMERY & ASSOCIATES

S:/605.6/Surface_Water_Baseline_Assessment/TimeSeriesGraphs/BoredSpring_Metals2.grf 06Sep2012

EXPLANATION

▲ Closed symbols: Detected Values
△ Open symbols: Value below detection limit (plotted at detection limit)

Bored Spring

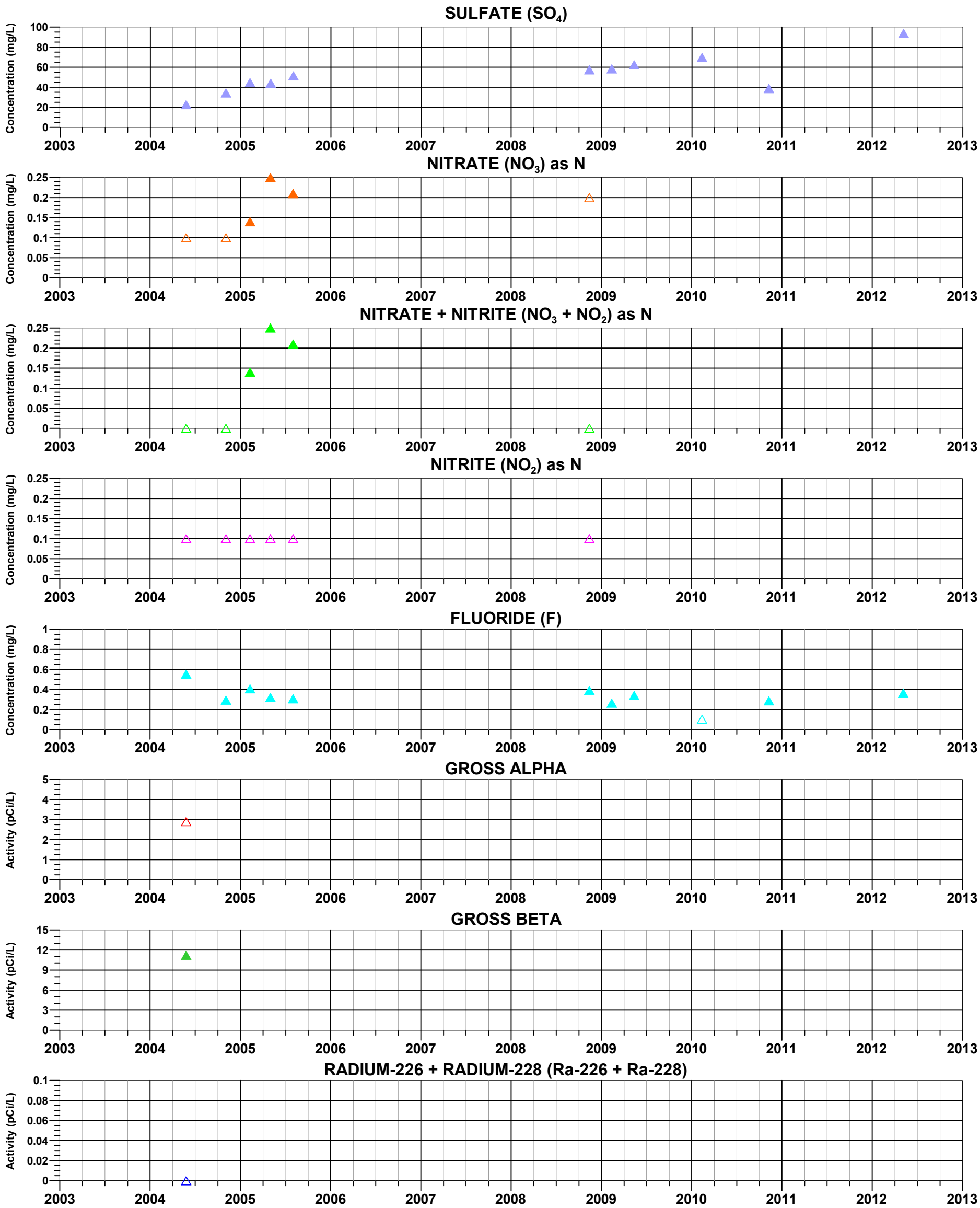

FIGURE C-2c. TIME-SERIES OF NON-METALS CONCENTRATIONS AND RADIOLOGICALS AT BORED SPRING, RESOLUTION PROJECT

MONTGOMERY & ASSOCIATES

S:/605.6/Surface_Water_Baseline_Assessment/TimeSeriesGraphs/BoredSpring_NonMetals.grf 06Sep2012

EXPLANATION

▲ Closed symbols: Detected Values
△ Open symbols: Value below detection limit (plotted at detection limit)

Bored Spring

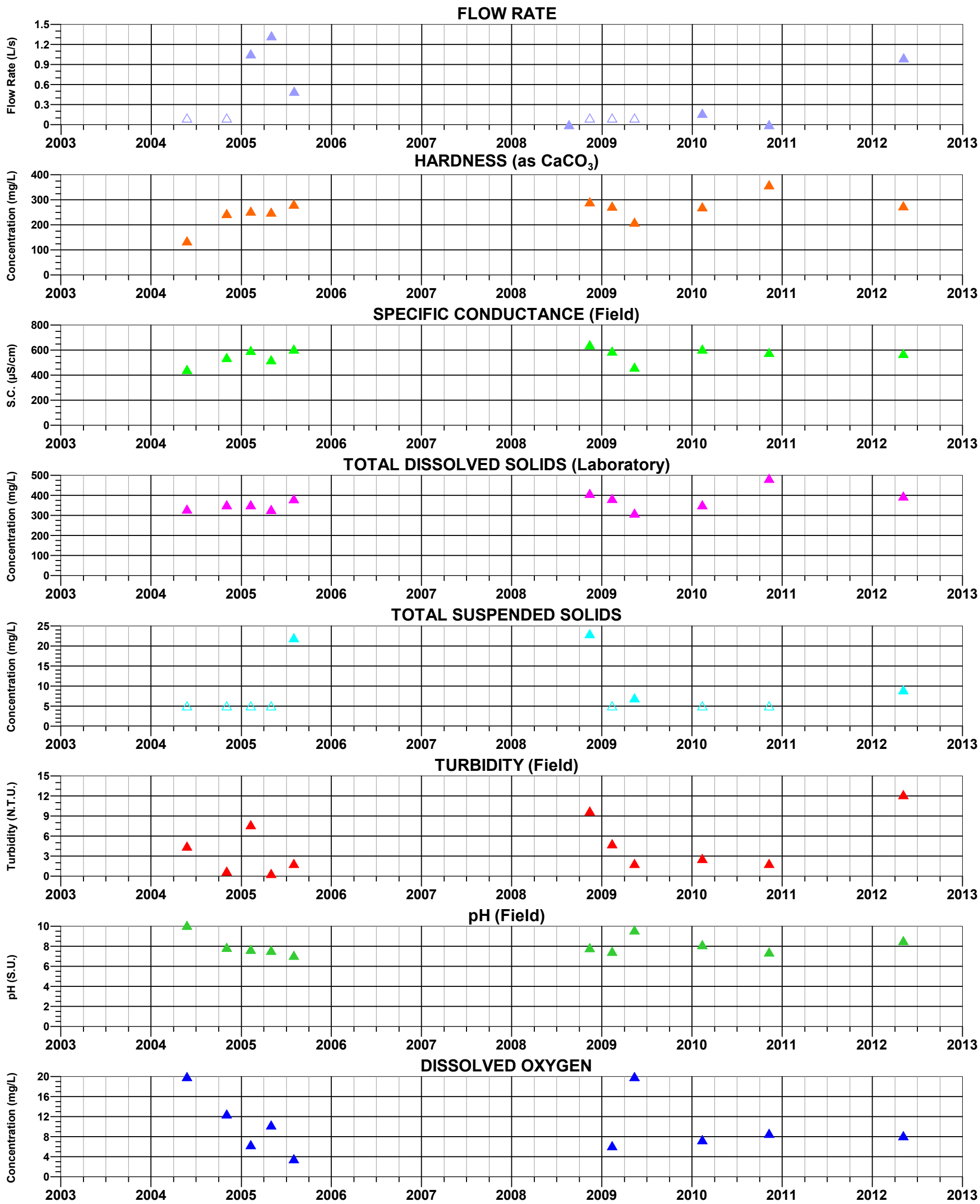

FIGURE C-2d. TIME-SERIES OF FIELD AND LABORATORY PARAMETERS AT BORED SPRING, RESOLUTION PROJECT

MONTGOMERY & ASSOCIATES

S:/605.6/Surface_Water_Baseline_Assessment/TimeSeriesGraphs/BoredSpring_Parameters.grf 06Sep2012

EXPLANATION

▲ Closed symbols: Detected Values
△ Open symbols: Value below detection limit (plotted at detection limit)

Boulder Hole

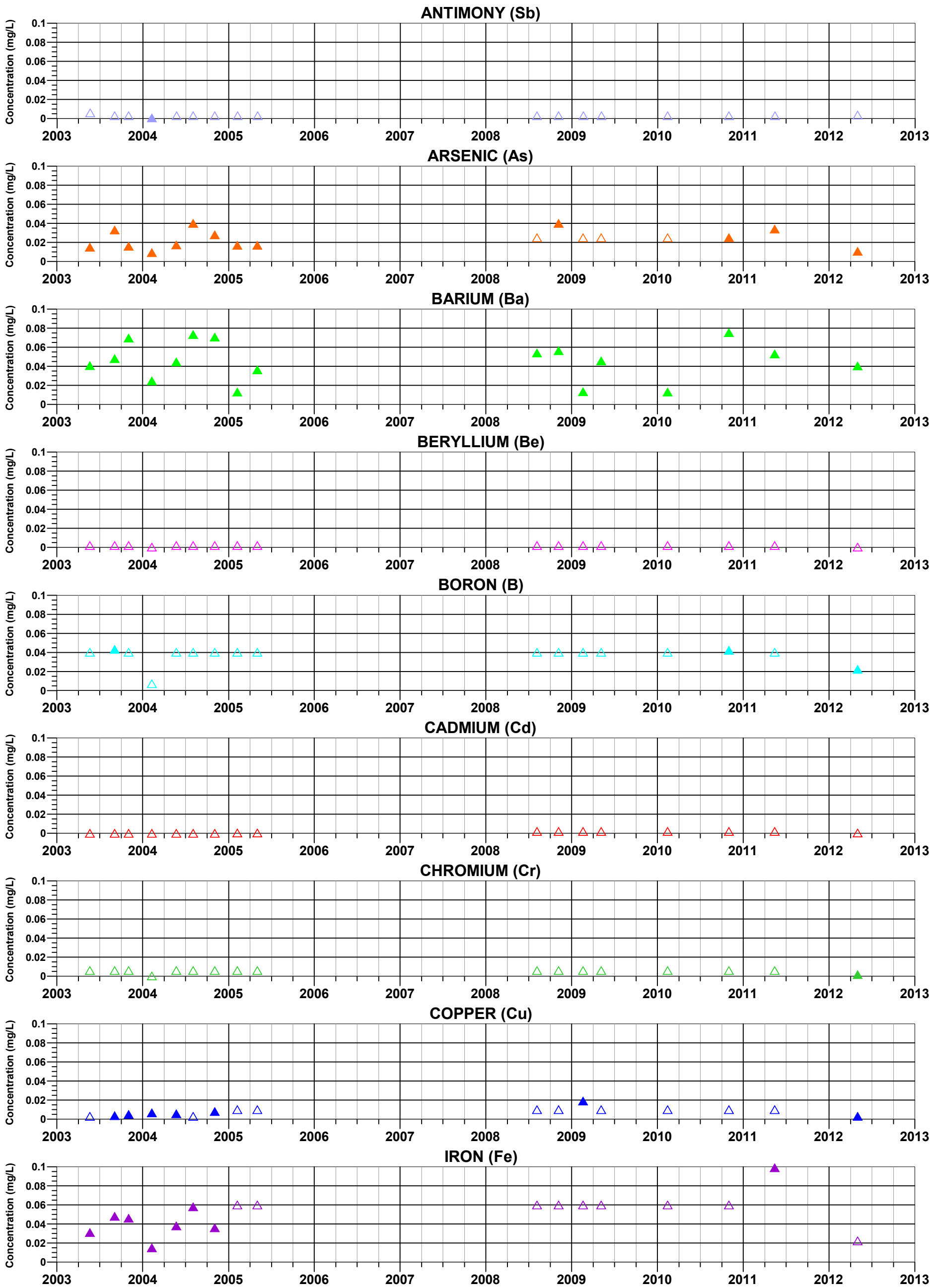

FIGURE C-3a. TIME-SERIES OF METALS CONCENTRATIONS AT BOULDER HOLE RESOLUTION PROJECT

MONTGOMERY & ASSOCIATES

S:/605.6/Surface_Water_Baseline_Assessment/TimeSeriesGraphs/BoulderHole_Metals1.grf 07Sep2012

EXPLANATION

▲ Closed symbols: Detected Values
△ Open symbols: Value below detection limit (plotted at detection limit)

Boulder Hole

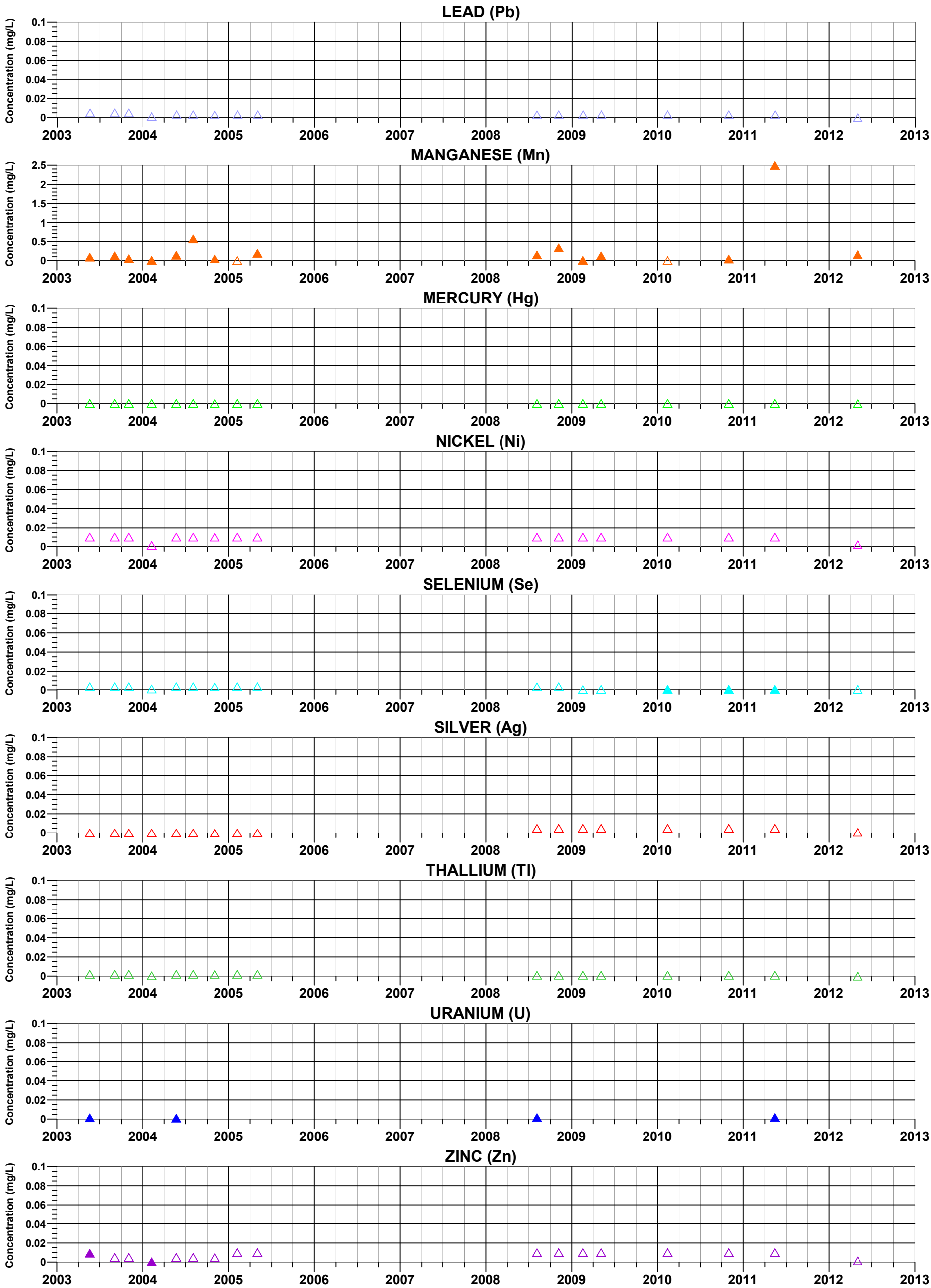

FIGURE C-3b. TIME-SERIES OF METALS CONCENTRATIONS AT BOULDER HOLE RESOLUTION PROJECT

MONTGOMERY & ASSOCIATES

S:/605.6/Surface_Water_Baseline_Assessment/TimeSeriesGraphs/BoulderHole_Metals2.grf 07Sep2012

EXPLANATION

▲ Closed symbols: Detected Values
△ Open symbols: Value below detection limit (plotted at detection limit)

Boulder Hole

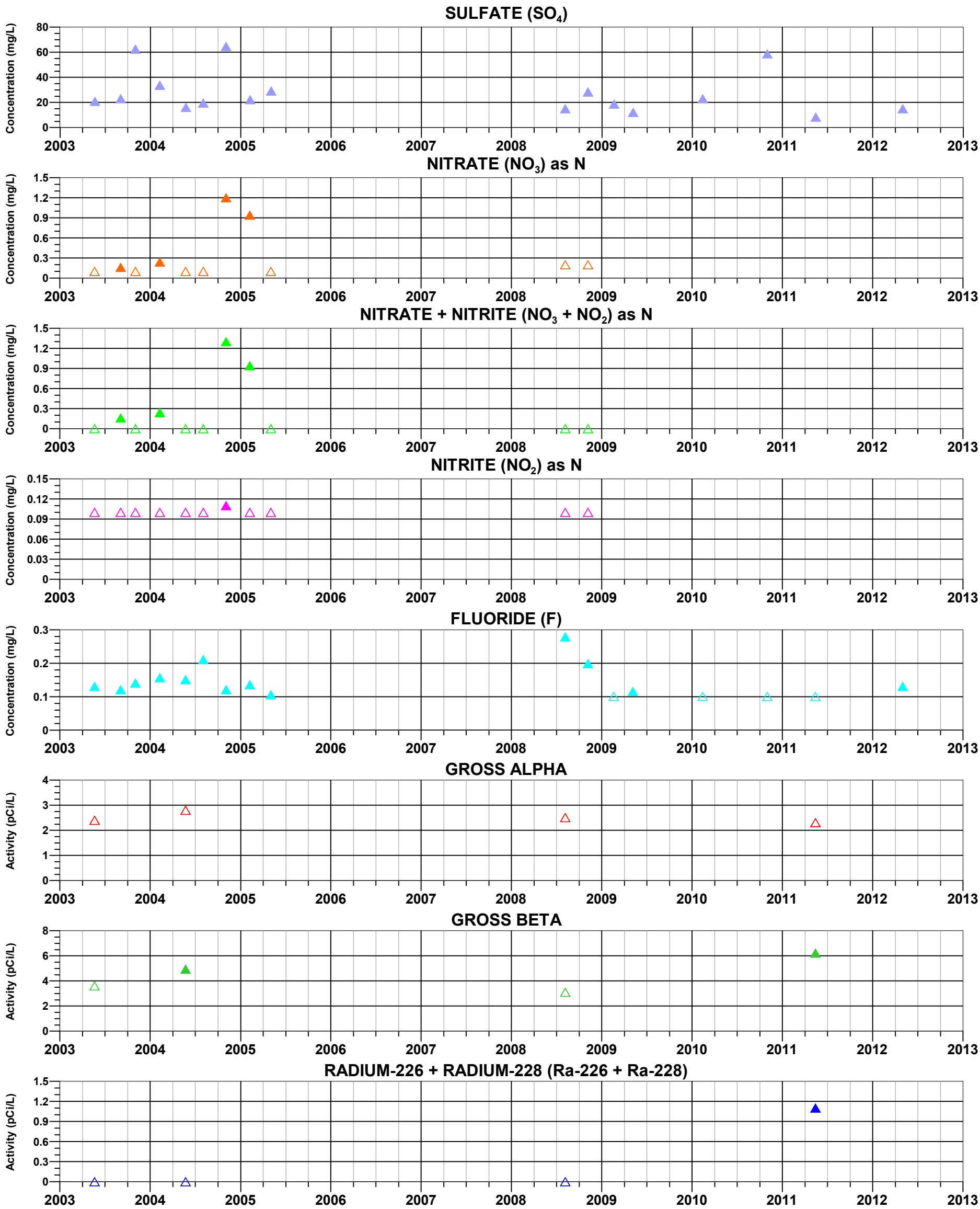

FIGURE C-3c. TIME-SERIES OF NON-METALS CONCENTRATIONS AND RADIOLOGICALS AT BOULDER HOLE, RESOLUTION PROJECT

MONTGOMERY & ASSOCIATES

S:/605.6/Surface_Water_Baseline_Assessment/TimeSeriesGraphs/BoulderHole_NonMetals.grf 07Sep2012

EXPLANATION

▲ Closed symbols: Detected Values
△ Open symbols: Value below detection limit (plotted at detection limit)

Boulder Hole

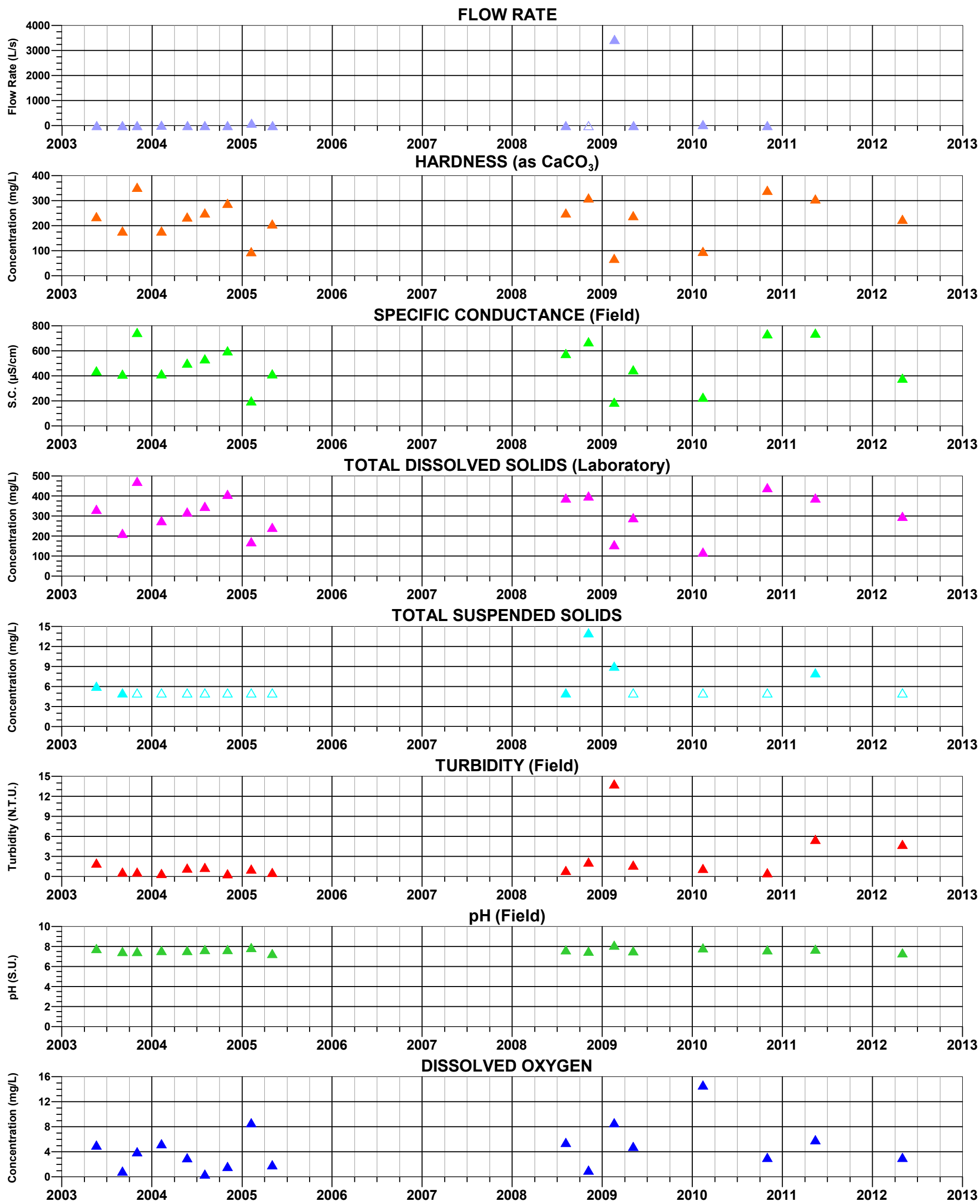

FIGURE C-3d. TIME-SERIES OF FIELD AND LABORATORY PARAMETERS AT BOULDER HOLE, RESOLUTION PROJECT

MONTGOMERY & ASSOCIATES

S:/605.6/Surface_Water_Baseline_Assessment/TimeSeriesGraphs/BoulderHole_Parameters.grf 07Sep2012

EXPLANATION

▲ Closed symbols: Detected Values
△ Open symbols: Value below detection limit (plotted at detection limit)

DC 10.9 C

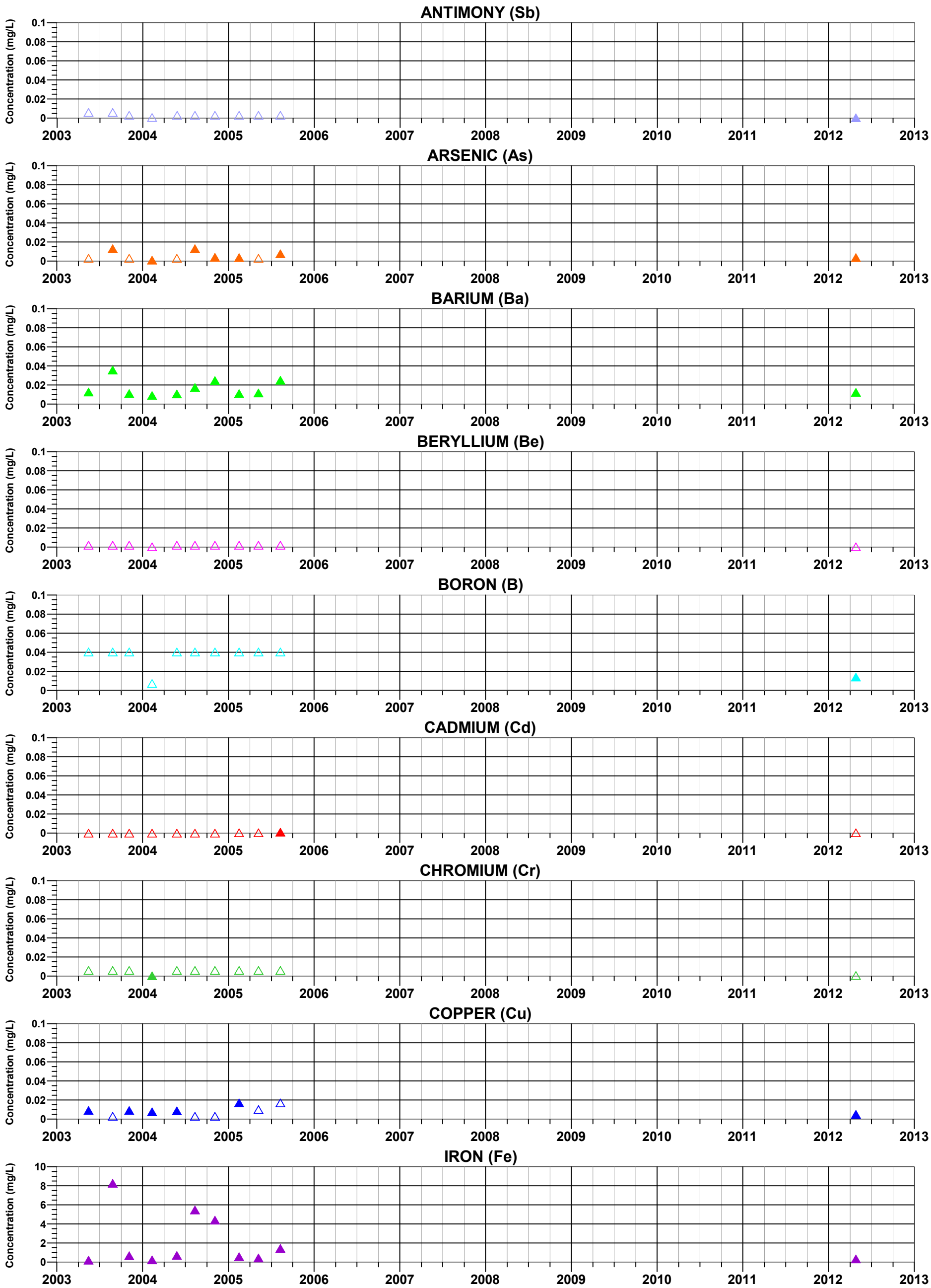

FIGURE C-4a. TIME-SERIES OF METALS CONCENTRATIONS AT DC 10.9 C RESOLUTION PROJECT

MONTGOMERY & ASSOCIATES

S:/605.6/Surface_Water_Baseline_Assessment/TimeSeriesGraphs/DC10.9C_Metals1.grf 07Sep2012

EXPLANATION

▲ Closed symbols: Detected Values
△ Open symbols: Value below detection limit (plotted at detection limit)

DC 10.9 C

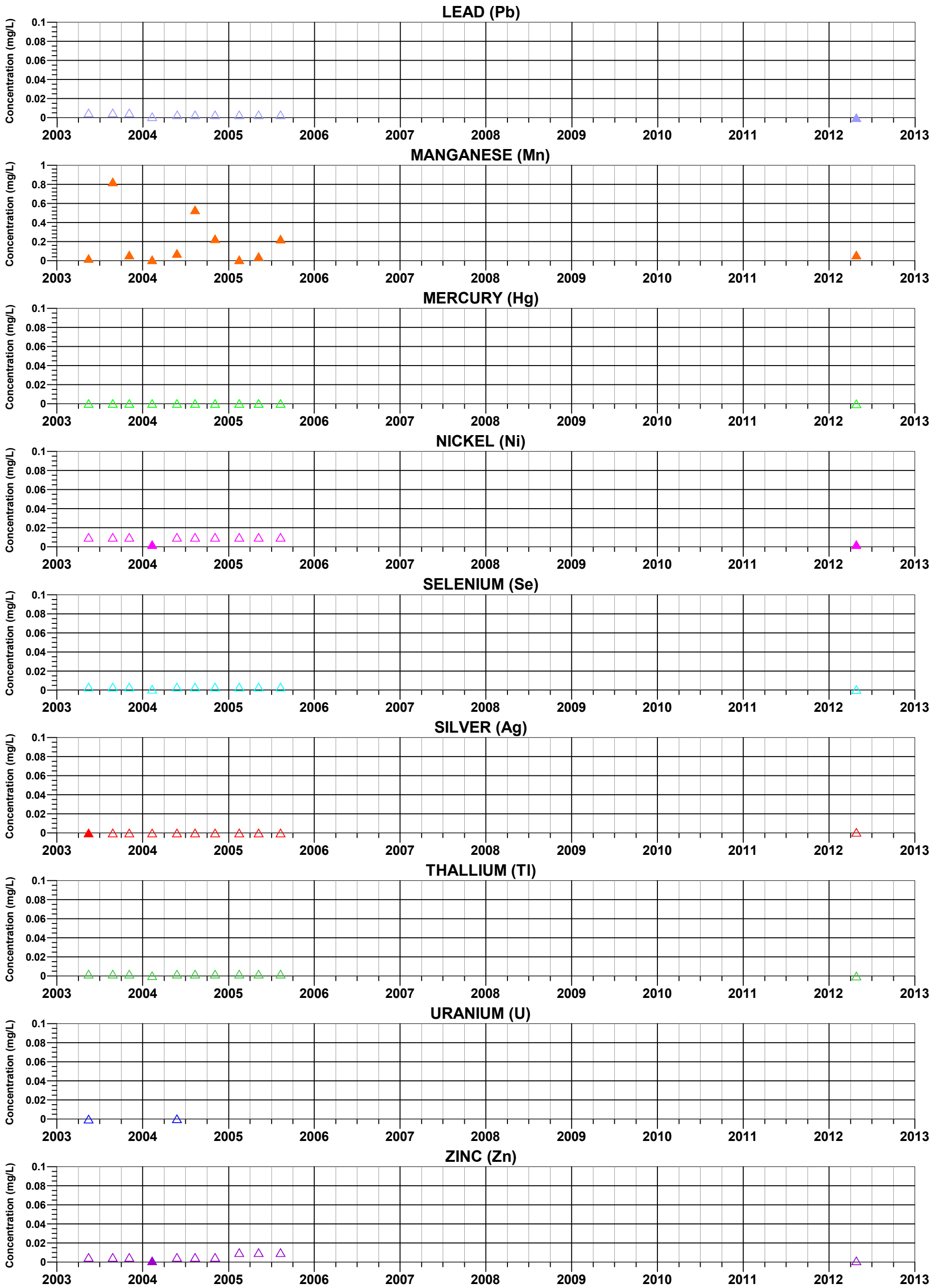

FIGURE C-4b. TIME-SERIES OF METALS CONCENTRATIONS AT DC 10.9 C RESOLUTION PROJECT

MONTGOMERY & ASSOCIATES

S:/605.6/Surface_Water_Baseline_Assessment/TimeSeriesGraphs/DC10.9C_Metals2.grf 07Sep2012

EXPLANATION

▲ Closed symbols: Detected Values
△ Open symbols: Value below detection limit (plotted at detection limit)

DC 10.9 C

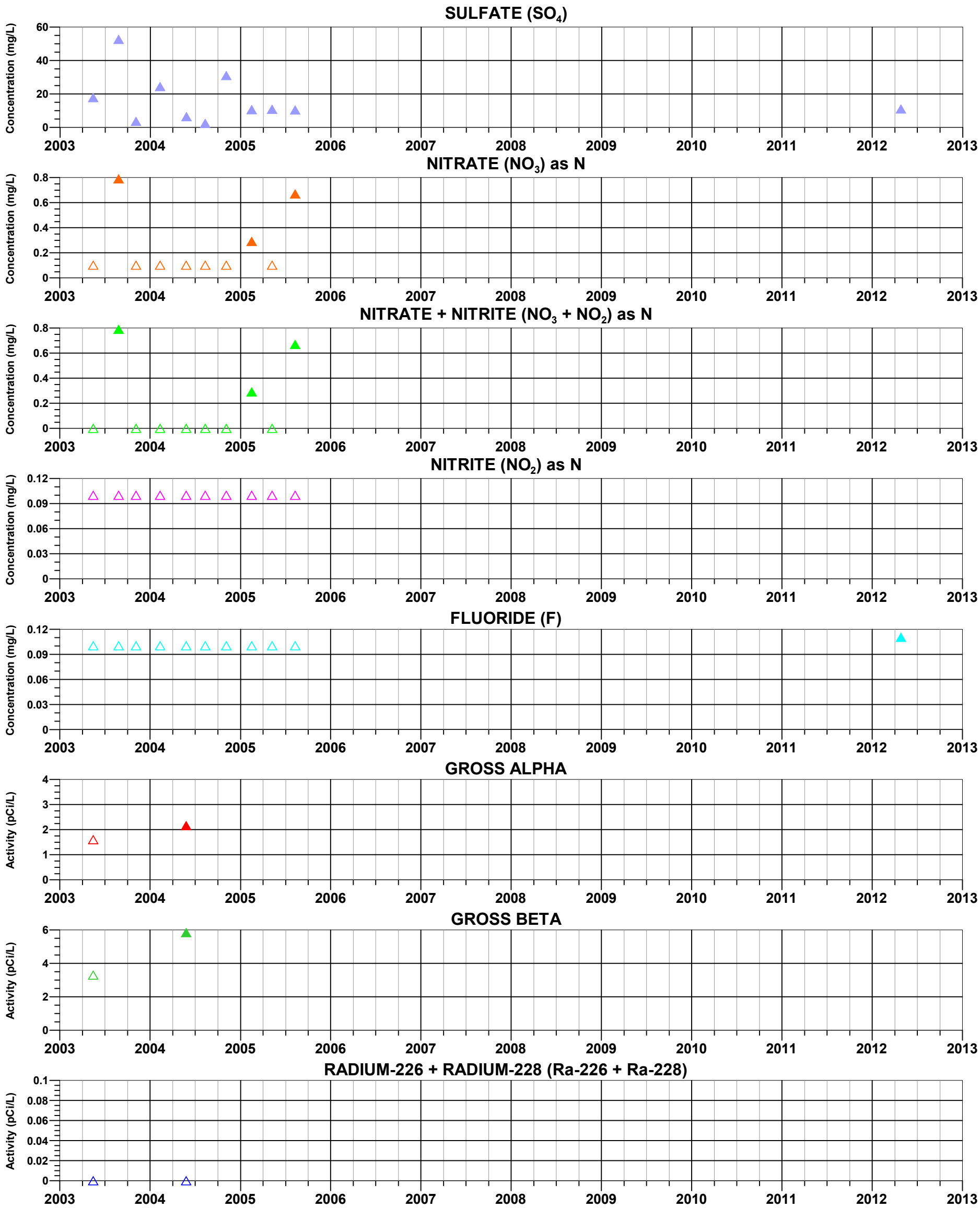

FIGURE C-4c. TIME-SERIES OF NON-METALS CONCENTRATIONS AND RADIOLOGICALS AT DC 10.9 C, RESOLUTION PROJECT

MONTGOMERY & ASSOCIATES

S:/605.6/Surface_Water_Baseline_Assessment/TimeSeriesGraphs/DC10.9C_NonMetals.grf 07Sep2012

EXPLANATION

▲ Closed symbols: Detected Values
△ Open symbols: Value below detection limit (plotted at detection limit)

DC 10.9 C

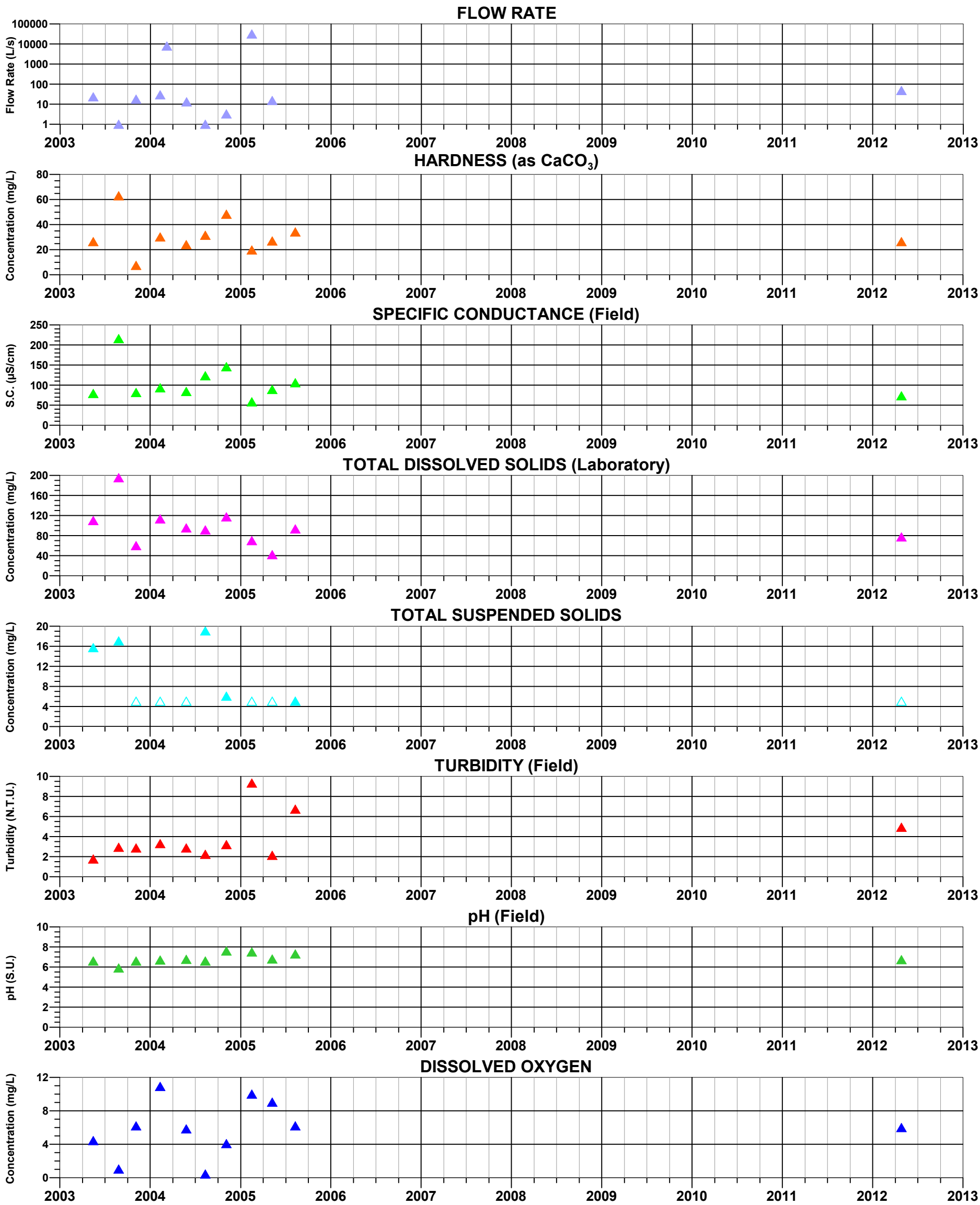

FIGURE C-4d. TIME-SERIES OF FIELD AND LABORATORY PARAMETERS AT DC 10.9 C RESOLUTION PROJECT

MONTGOMERY & ASSOCIATES

S:/605.6/Surface_Water_Baseline_Assessment/TimeSeriesGraphs/DC10.9C_Parameters.grf 07Sep2012

EXPLANATION

▲ Closed symbols: Detected Values
△ Open symbols: Value below detection limit (plotted at detection limit)

DC 13.5 C



FIGURE C-5a. TIME-SERIES OF METALS CONCENTRATIONS AT DC 13.5 C RESOLUTION PROJECT

MONTGOMERY & ASSOCIATES

S:/605.6/Surface_Water_Baseline_Assessment/TimeSeriesGraphs/DC13.5C_Metals1.grf 07Sep2012

EXPLANATION

▲ Closed symbols: Detected Values
△ Open symbols: Value below detection limit (plotted at detection limit)

DC 13.5 C

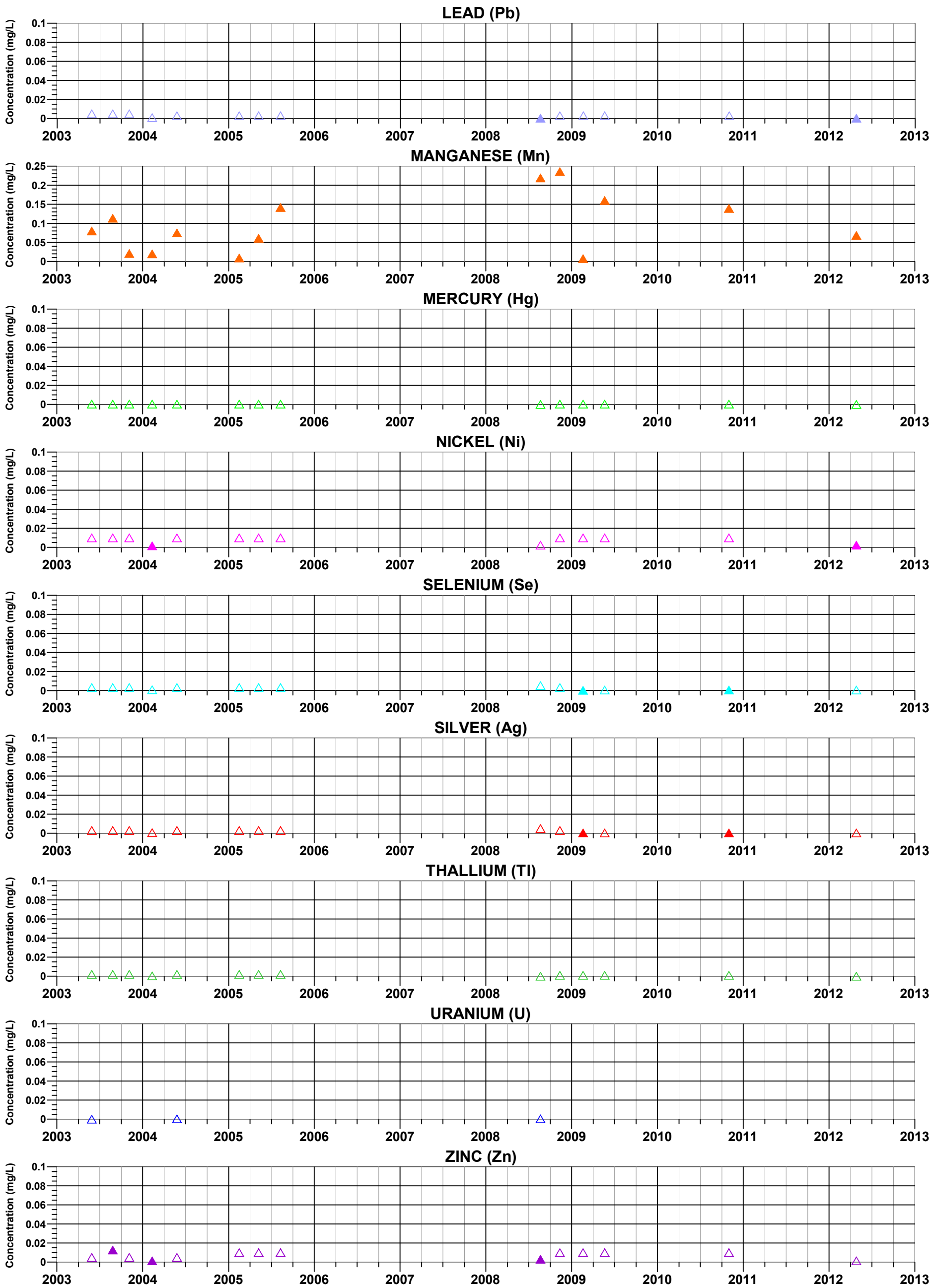

FIGURE C-5b. TIME-SERIES OF METALS CONCENTRATIONS AT DC 13.5 C RESOLUTION PROJECT

MONTGOMERY & ASSOCIATES

S:/605.6/Surface_Water_Baseline_Assessment/TimeSeriesGraphs/DC13.5C_Metals2.grf 07Sep2012

EXPLANATION

▲ Closed symbols: Detected Values
△ Open symbols: Value below detection limit (plotted at detection limit)

DC 13.5 C

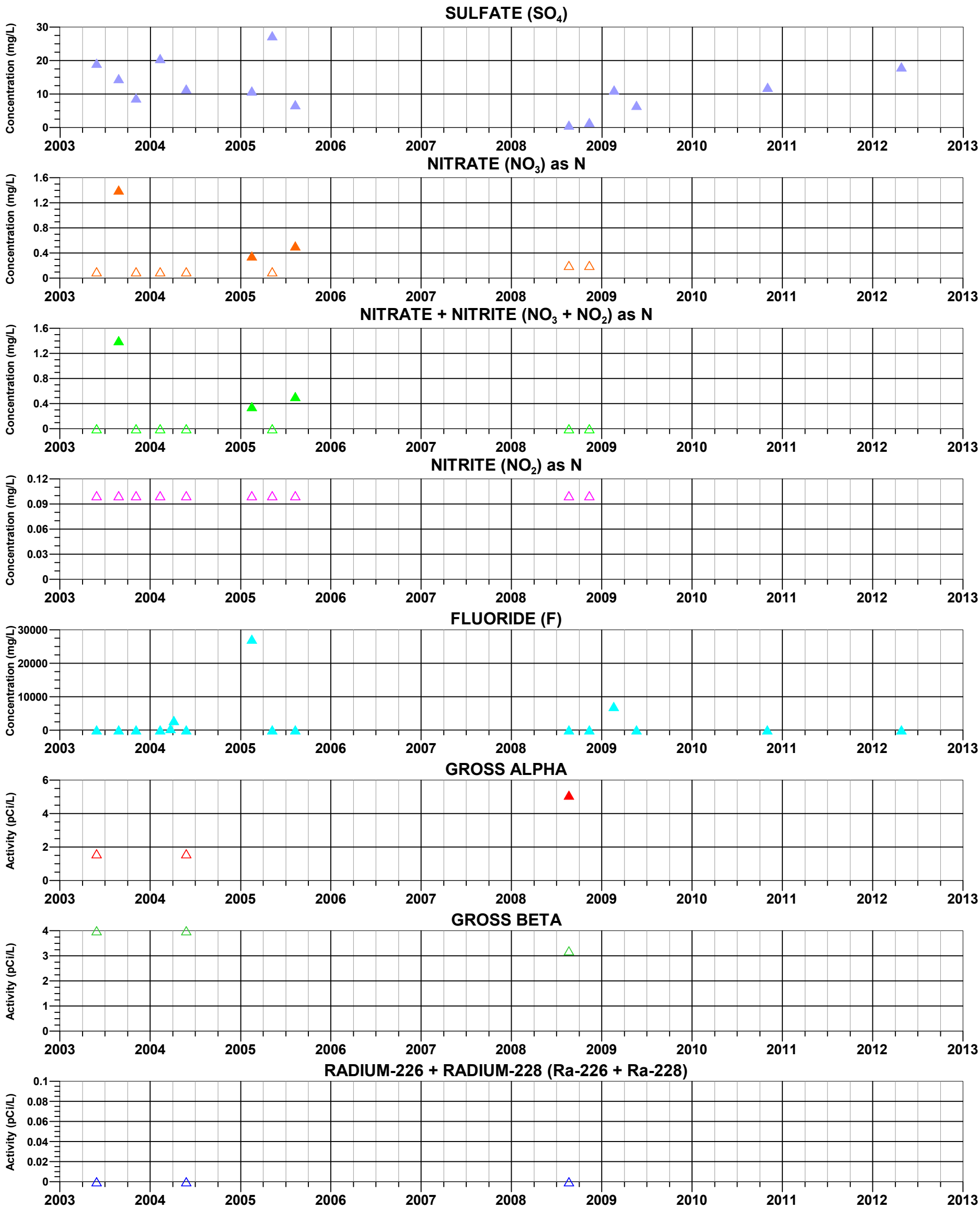

FIGURE C-5c. TIME-SERIES OF NON-METALS CONCENTRATIONS AND RADIOLOGICALS AT DC 13.5 C, RESOLUTION PROJECT

MONTGOMERY & ASSOCIATES

S:/605.6/Surface_Water_Baseline_Assessment/TimeSeriesGraphs/DC13.5C_NonMetals.grf 07Sep2012

EXPLANATION

▲ Closed symbols: Detected Values
△ Open symbols: Value below detection limit (plotted at detection limit)

DC 13.5 C

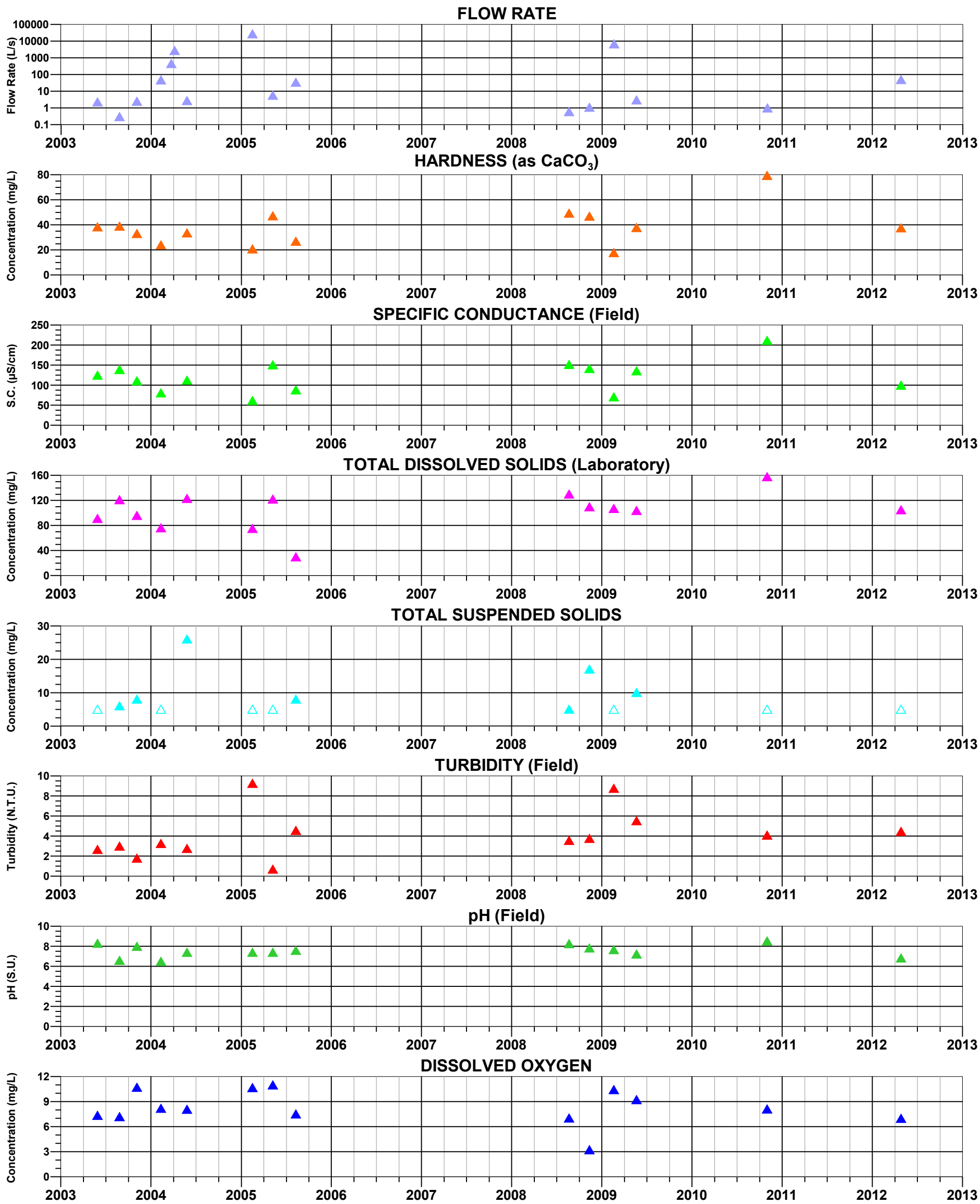

FIGURE C-5d. TIME-SERIES OF FIELD AND LABORATORY PARAMETERS AT DC 13.5 C
RESOLUTION PROJECT

MONTGOMERY & ASSOCIATES

S:/605.6/Surface_Water_Baseline_Assessment/TimeSeriesGraphs/DC13.5C_Parameters.grf 07Sep2012

EXPLANATION

▲ Closed symbols: Detected Values
△ Open symbols: Value below detection limit (plotted at detection limit)

DC 14.7 C



FIGURE C-6a. TIME-SERIES OF METALS CONCENTRATIONS AT DC 14.7 C RESOLUTION PROJECT

MONTGOMERY & ASSOCIATES

S:/605.6/Surface_Water_Baseline_Assessment/TimeSeriesGraphs/DC14.7C_Metals1.grf 11Sep2012

EXPLANATION

▲ Closed symbols: Detected Values
△ Open symbols: Value below detection limit (plotted at detection limit)

DC 14.7 C

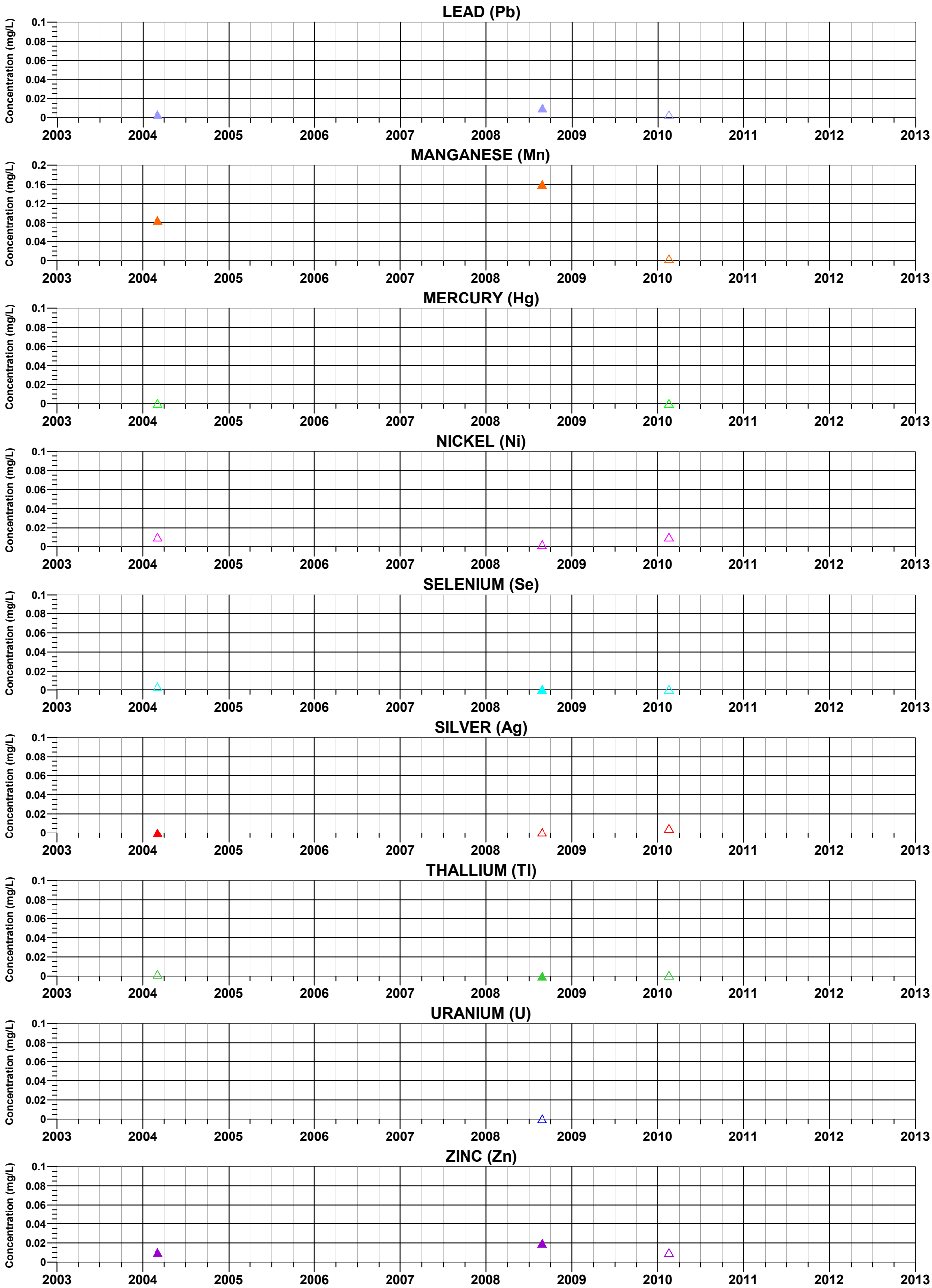

FIGURE C-6b. TIME-SERIES OF METALS CONCENTRATIONS AT DC 14.7 C RESOLUTION PROJECT

MONTGOMERY & ASSOCIATES

S:/605.6/Surface_Water_Baseline_Assessment/TimeSeriesGraphs/DC14.7C_Metals2.grf 11Sep2012

EXPLANATION

▲ Closed symbols: Detected Values
△ Open symbols: Value below detection limit (plotted at detection limit)

DC 14.7 C



FIGURE C-6c. TIME-SERIES OF NON-METALS CONCENTRATIONS AND RADIOLOGICALS AT DC 14.7 C, RESOLUTION PROJECT

MONTGOMERY & ASSOCIATES

S:/605.6/Surface_Water_Baseline_Assessment/TimeSeriesGraphs/DC14.7C_NonMetals.grf 11Sep2012

EXPLANATION

▲ Closed symbols: Detected Values
△ Open symbols: Value below detection limit (plotted at detection limit)

DC 14.7 C

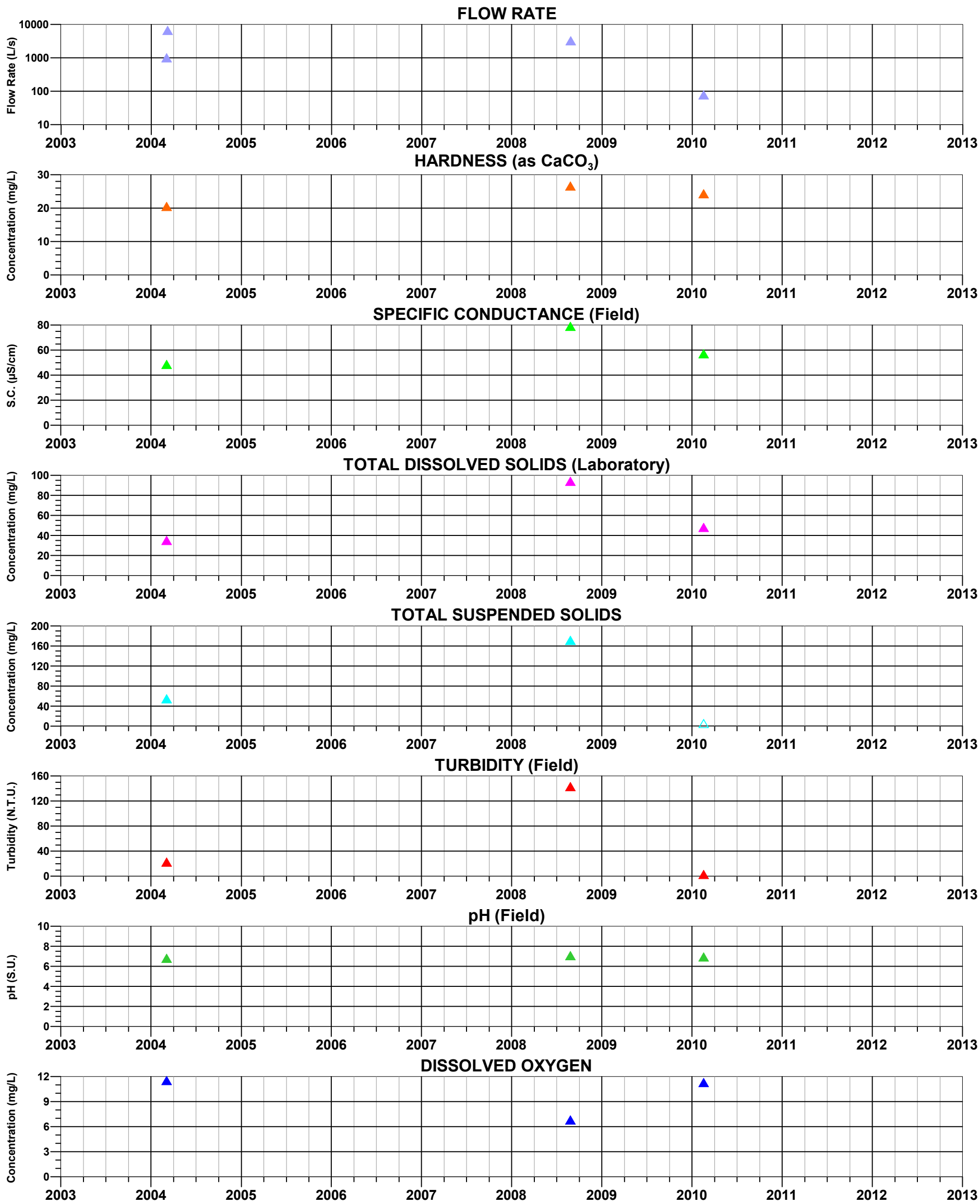

FIGURE C-6d. TIME-SERIES OF FIELD AND LABORATORY PARAMETERS AT DC 14.7 C RESOLUTION PROJECT

MONTGOMERY & ASSOCIATES

S:/605.6/Surface_Water_Baseline_Assessment/TimeSeriesGraphs/DC14.7C_Parameters.grf 11Sep2012

EXPLANATION

▲ Closed symbols: Detected Values
△ Open symbols: Value below detection limit (plotted at detection limit)

DC 15.2 C



FIGURE C-7a. TIME-SERIES OF METALS CONCENTRATIONS AT DC 15.2 C RESOLUTION PROJECT

MONTGOMERY & ASSOCIATES

S:/605.6/Surface_Water_Baseline_Assessment/TimeSeriesGraphs/DC15.2C_Metals1.grf 07Sep2012

EXPLANATION

▲ Closed symbols: Detected Values
△ Open symbols: Value below detection limit (plotted at detection limit)

DC 15.2 C



FIGURE C-7b. TIME-SERIES OF METALS CONCENTRATIONS AT DC 15.2 C RESOLUTION PROJECT

MONTGOMERY & ASSOCIATES

S:/605.6/Surface_Water_Baseline_Assessment/TimeSeriesGraphs/DC15.2C_Metals2.grf 07Sep2012

EXPLANATION

▲ Closed symbols: Detected Values
△ Open symbols: Value below detection limit (plotted at detection limit)

DC 15.2 C

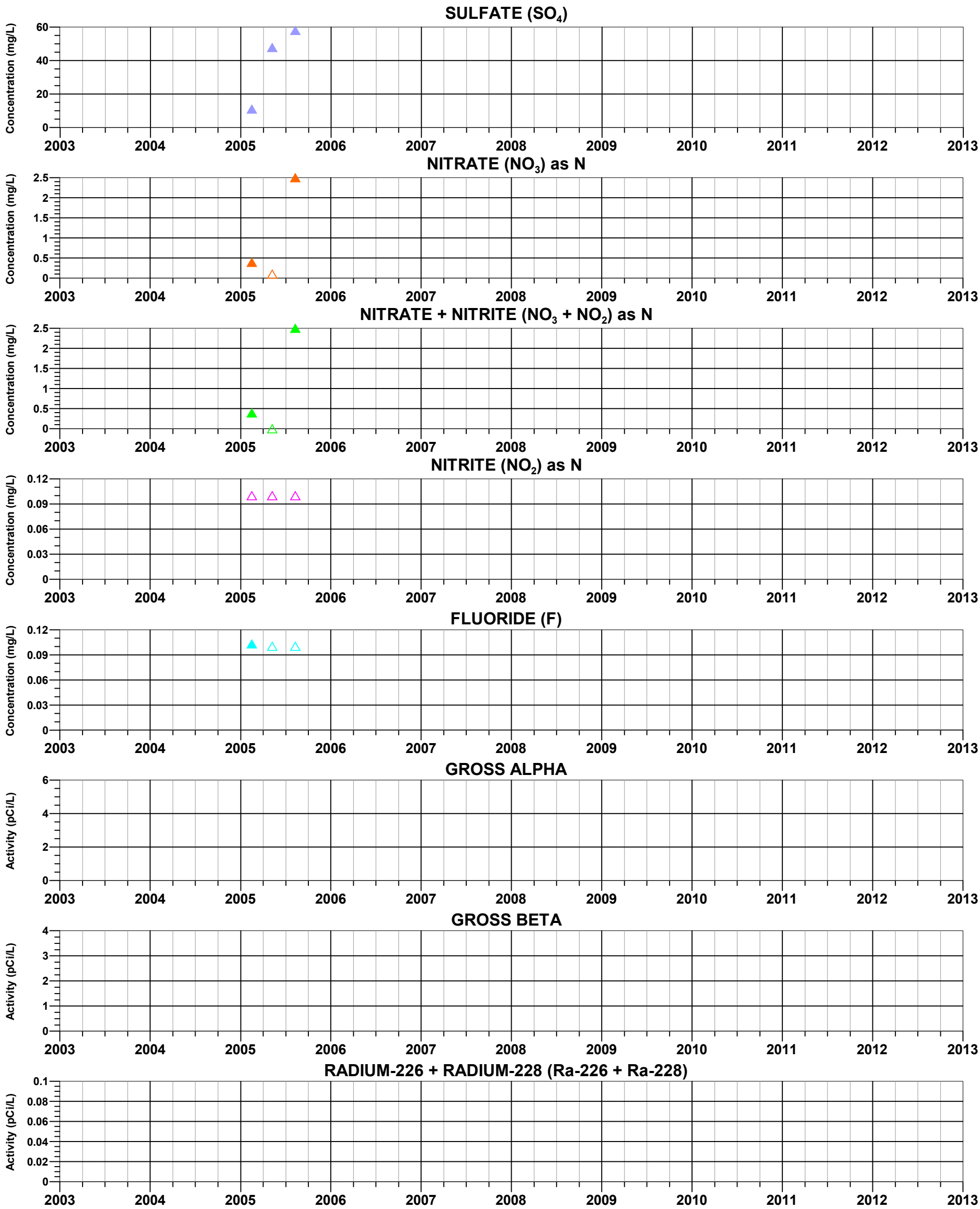

FIGURE C-7c. TIME-SERIES OF NON-METALS CONCENTRATIONS AND RADIOLOGICALS AT DC 15.2 C, RESOLUTION PROJECT

MONTGOMERY & ASSOCIATES

S:/605.6/Surface_Water_Baseline_Assessment/TimeSeriesGraphs/DC15.2C_NonMetals.grf 07Sep2012

EXPLANATION

▲ Closed symbols: Detected Values
△ Open symbols: Value below detection limit (plotted at detection limit)

DC 15.2 C



FIGURE C-7d. TIME-SERIES OF FIELD AND LABORATORY PARAMETERS AT DC 15.2 C
RESOLUTION PROJECT

MONTGOMERY & ASSOCIATES

S:/605.6/Surface_Water_Baseline_Assessment/TimeSeriesGraphs/DC15.2C_Parameters.grf 07Sep2012

EXPLANATION

▲ Closed symbols: Detected Values
△ Open symbols: Value below detection limit (plotted at detection limit)

DC 15.5 C

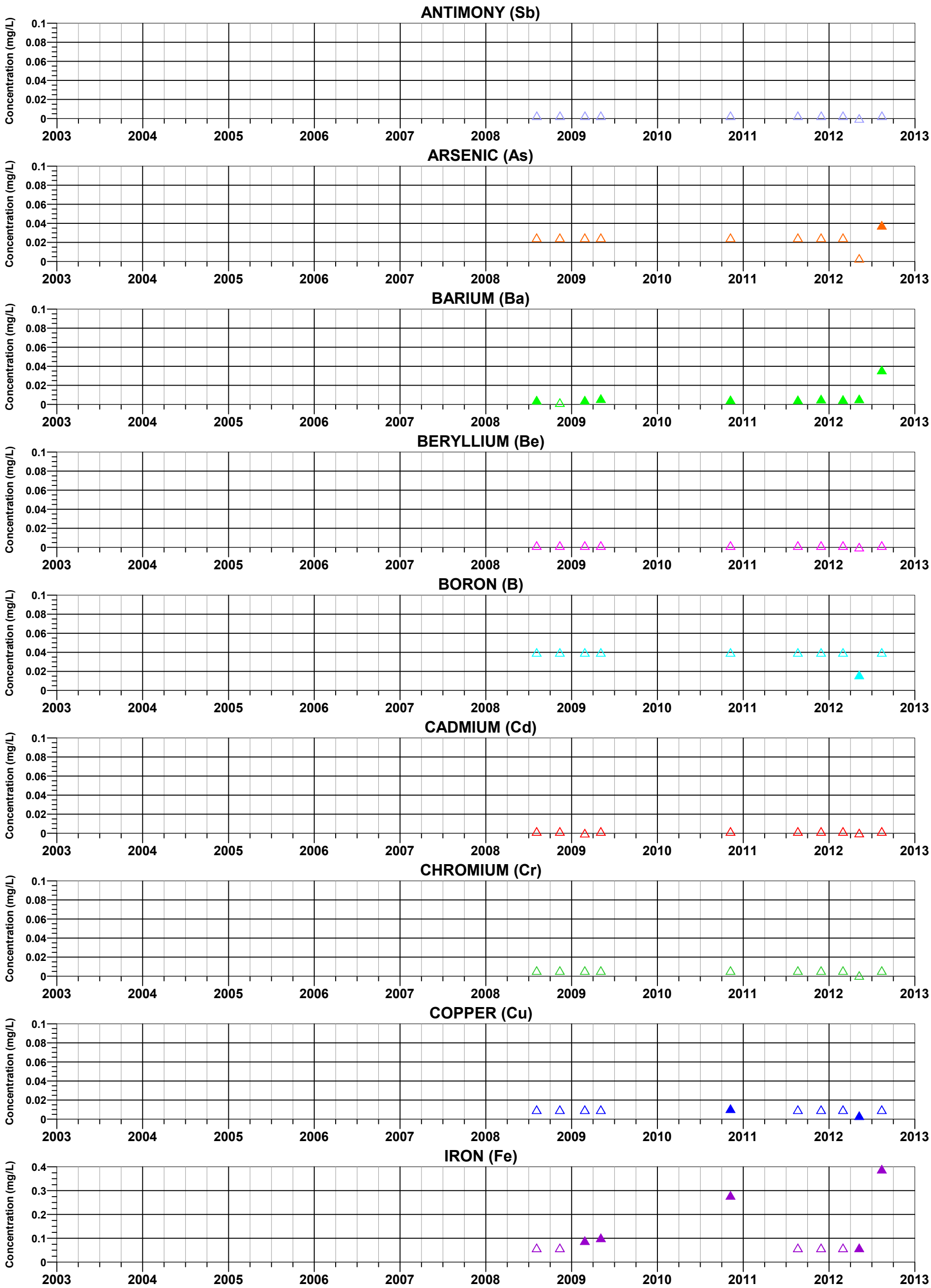

FIGURE C-8a. TIME-SERIES OF METALS CONCENTRATIONS AT DC 15.5 C RESOLUTION PROJECT

MONTGOMERY & ASSOCIATES

S:/605.6/Surface_Water_Baseline_Assessment/TimeSeriesGraphs/DC15.5C_Metals1.grf 18Apr2013

EXPLANATION

▲ Closed symbols: Detected Values
△ Open symbols: Value below detection limit (plotted at detection limit)

DC 15.5 C

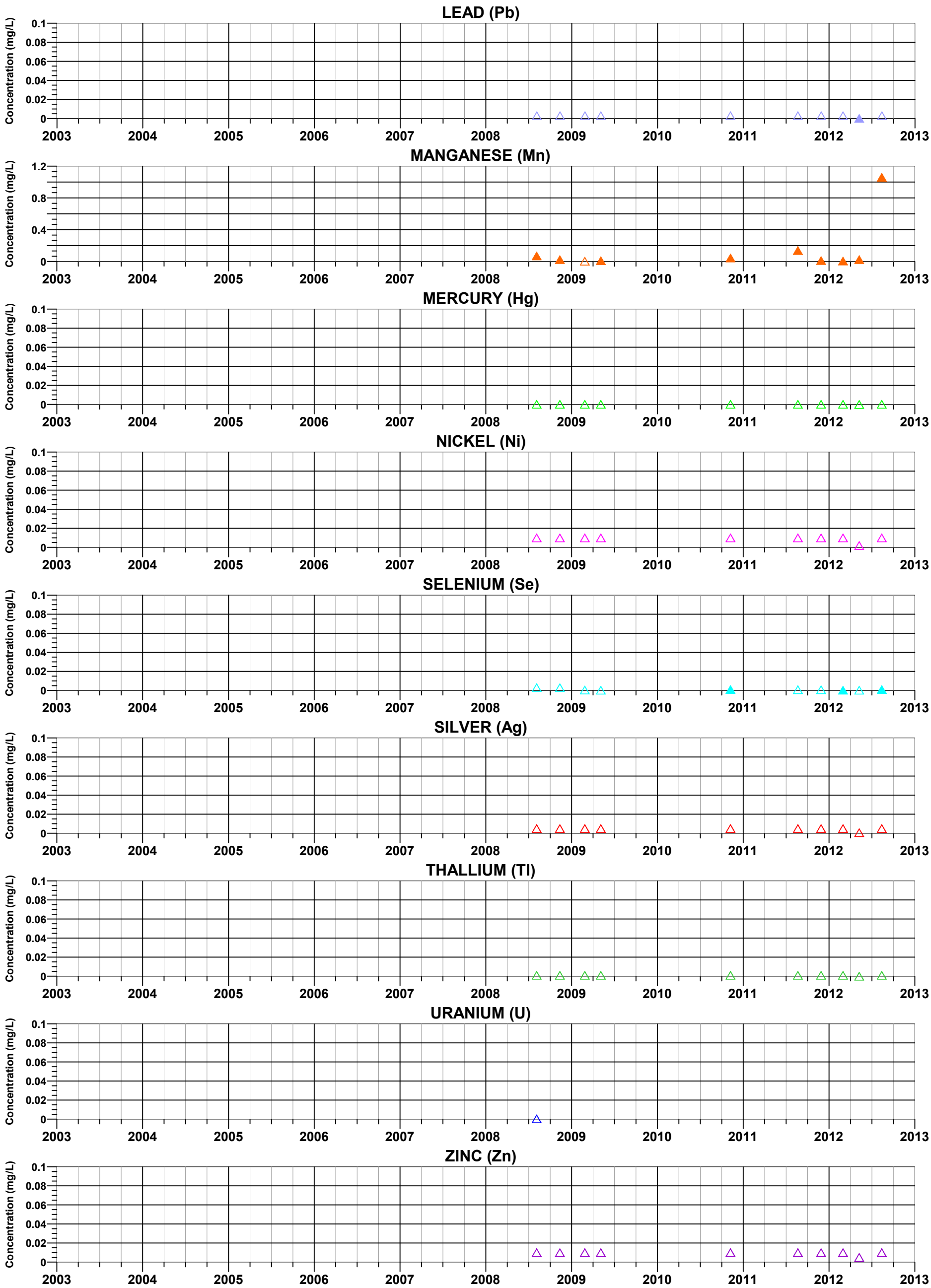

FIGURE C-8b. TIME-SERIES OF METALS CONCENTRATIONS AT DC 15.5 C RESOLUTION PROJECT

MONTGOMERY & ASSOCIATES

S:/605.6/Surface_Water_Baseline_Assessment/TimeSeriesGraphs/DC15.5C_Metals2.grf 14May2013

EXPLANATION

▲ Closed symbols: Detected Values
△ Open symbols: Value below detection limit (plotted at detection limit)

DC 15.5 C

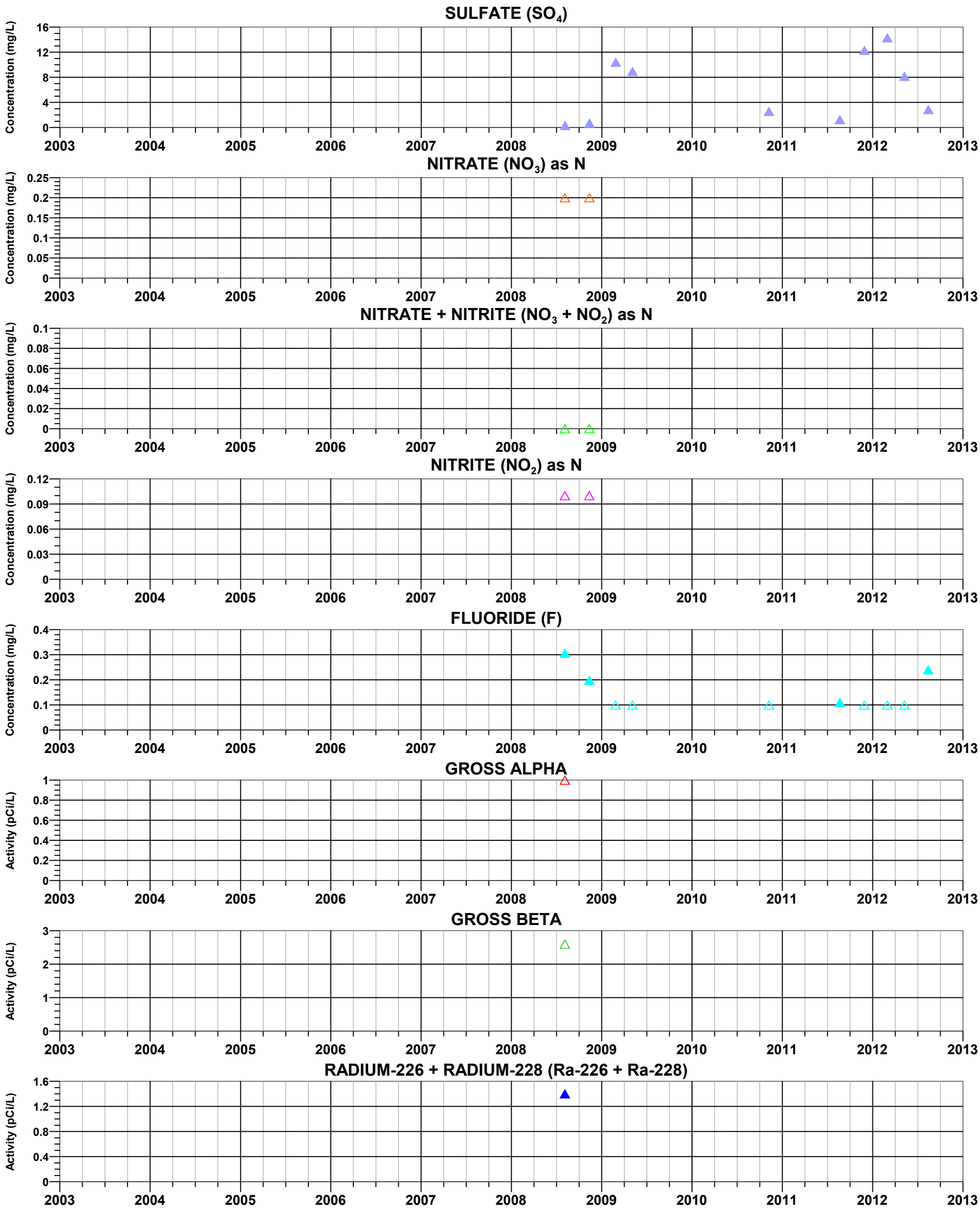

FIGURE C-8c. TIME-SERIES OF NON-METALS CONCENTRATIONS AND RADIOLOGICALS AT DC 15.5 C, RESOLUTION PROJECT

MONTGOMERY & ASSOCIATES

S:/605.6/Surface_Water_Baseline_Assessment/TimeSeriesGraphs/DC15.5C_NonMetals.grf 18Apr2013

EXPLANATION

▲ Closed symbols: Detected Values
△ Open symbols: Value below detection limit (plotted at detection limit)

DC 15.5 C



FIGURE C-8d. TIME-SERIES OF FIELD AND LABORATORY PARAMETERS AT DC 15.5 C RESOLUTION PROJECT

MONTGOMERY & ASSOCIATES

S:/605.6/Surface_Water_Baseline_Assessment/TimeSeriesGraphs/DC15.5C_Parameters.grf 18Apr2013

EXPLANATION

▲ Closed symbols: Detected Values
△ Open symbols: Value below detection limit (plotted at detection limit)

DC 4.1 E

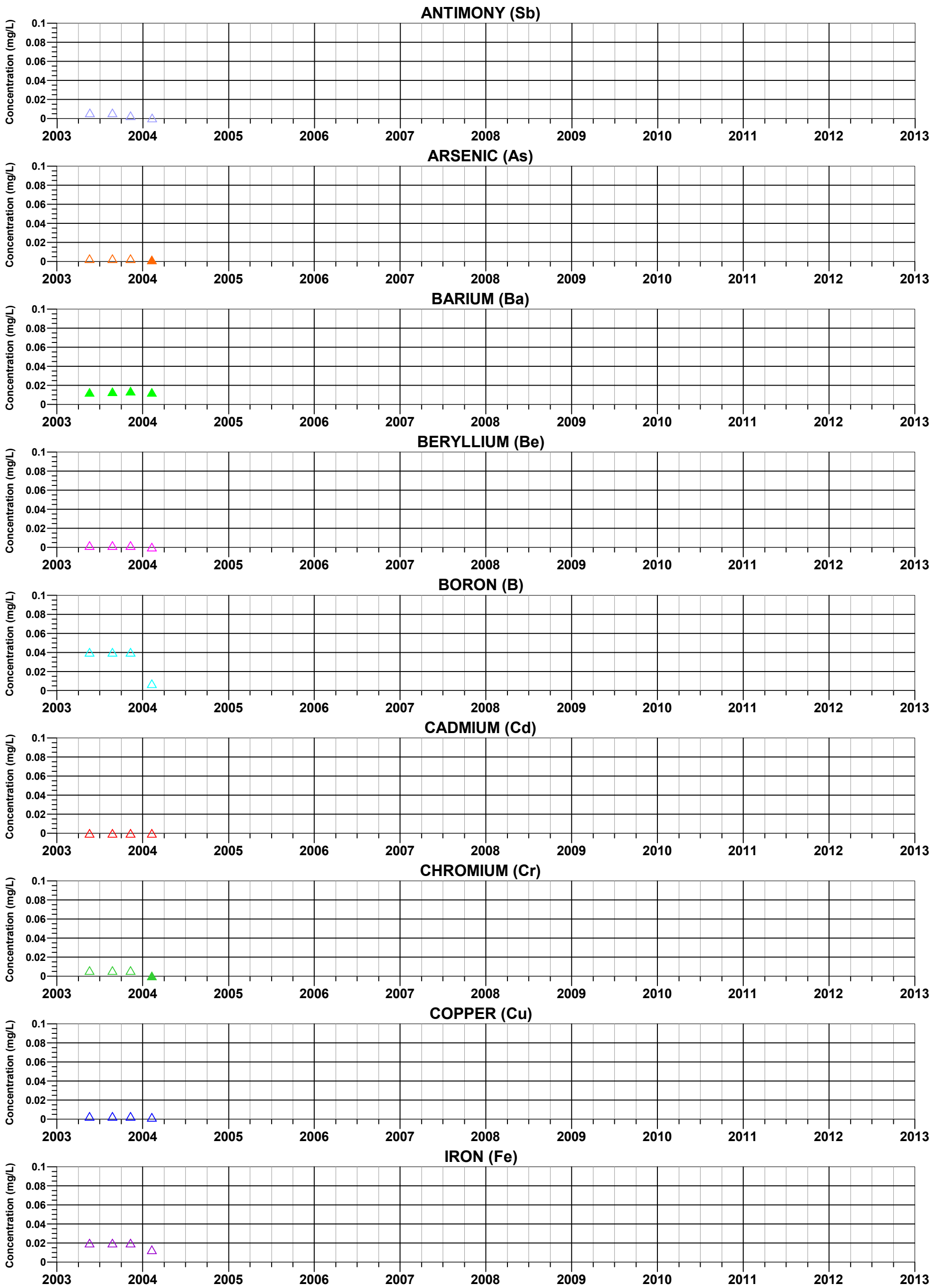

FIGURE C-9a. TIME-SERIES OF METALS CONCENTRATIONS AT DC 4.1 E RESOLUTION PROJECT

MONTGOMERY & ASSOCIATES

S:/605.6/Surface_Water_Baseline_Assessment/TimeSeriesGraphs/DC4.1E_Metals1.grf 11Sep2012

EXPLANATION

▲ Closed symbols: Detected Values
△ Open symbols: Value below detection limit (plotted at detection limit)

DC 4.1 E



FIGURE C-9b. TIME-SERIES OF METALS CONCENTRATIONS AT DC 4.1 E RESOLUTION PROJECT

MONTGOMERY & ASSOCIATES

S:/605.6/Surface_Water_Baseline_Assessment/TimeSeriesGraphs/DC4.1E_Metals2.grf 11Sep2012

EXPLANATION

▲ Closed symbols: Detected Values
△ Open symbols: Value below detection limit (plotted at detection limit)

DC 4.1 E

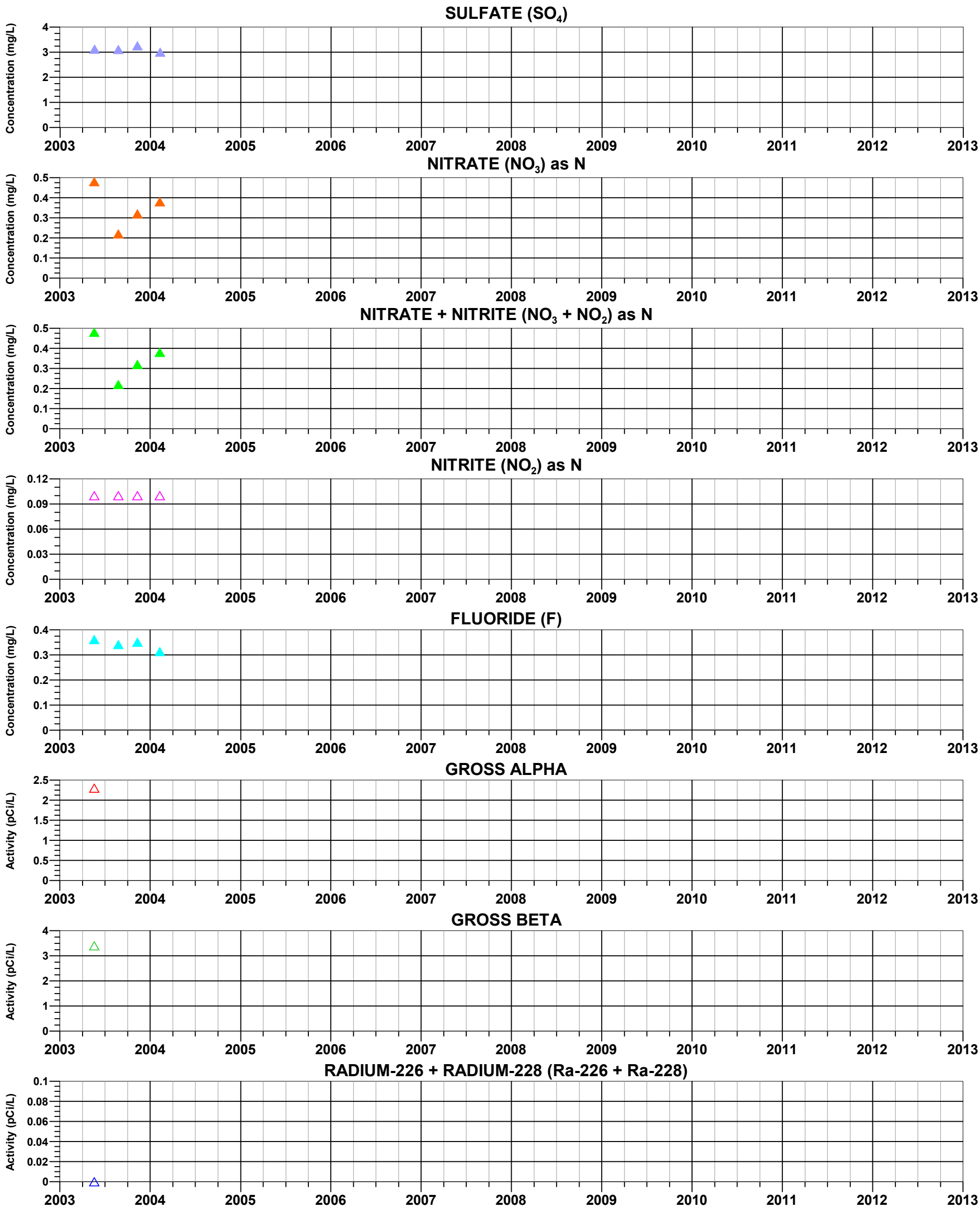

FIGURE C-9c. TIME-SERIES OF NON-METALS CONCENTRATIONS AND RADIOLOGICALS AT DC 4.1 E, RESOLUTION PROJECT

MONTGOMERY & ASSOCIATES

S:/605.6/Surface_Water_Baseline_Assessment/TimeSeriesGraphs/DC4.1E_NonMetals.grf 11Sep2012

EXPLANATION

▲ Closed symbols: Detected Values
△ Open symbols: Value below detection limit (plotted at detection limit)

DC 4.1 E

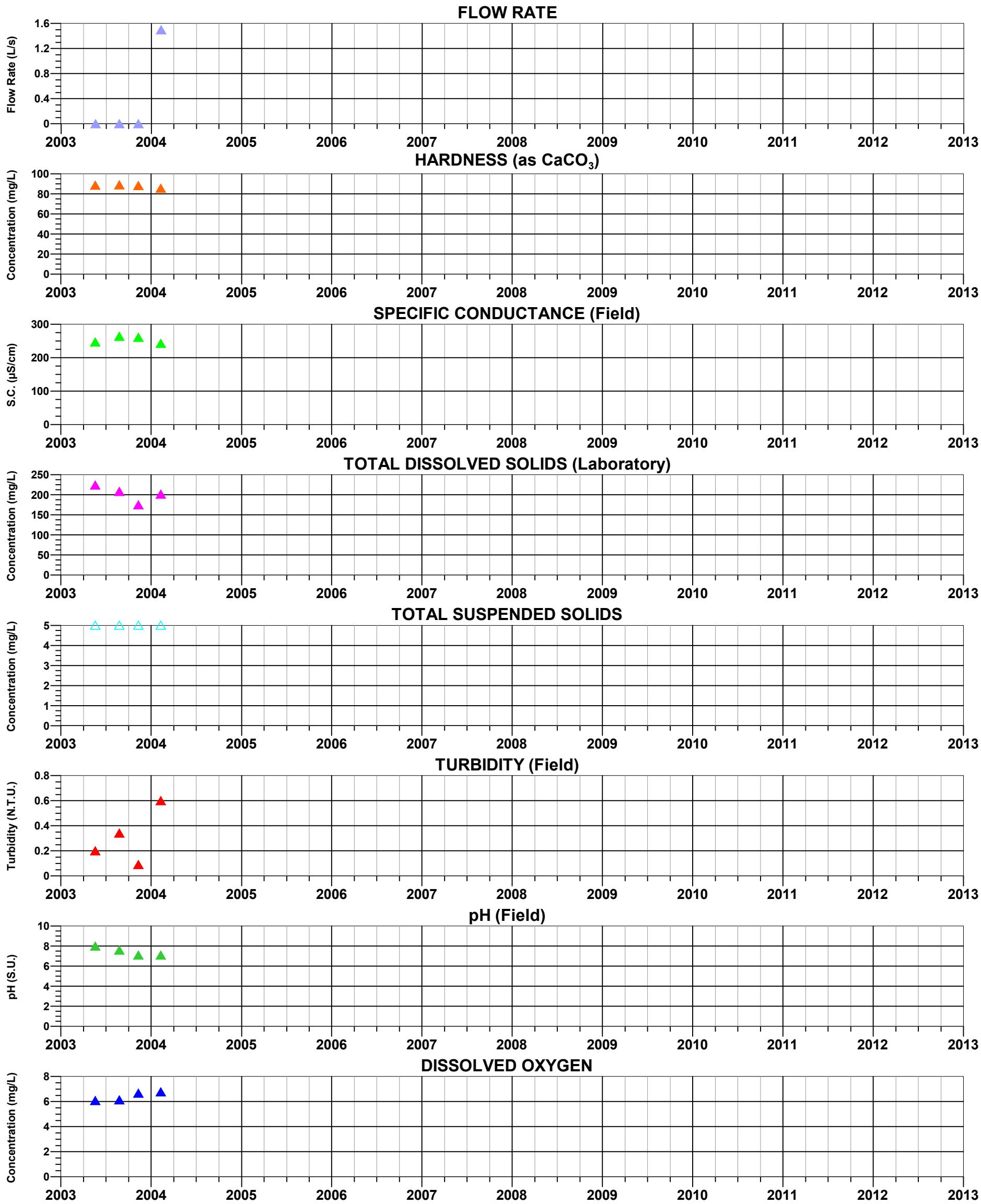

FIGURE C-9d. TIME-SERIES OF FIELD AND LABORATORY PARAMETERS AT DC 4.1 C RESOLUTION PROJECT

MONTGOMERY & ASSOCIATES

S:/605.6/Surface_Water_Baseline_Assessment/TimeSeriesGraphs/DC4.1E_Parameters.grf 11Sep2012

EXPLANATION

▲ Closed symbols: Detected Values
△ Open symbols: Value below detection limit (plotted at detection limit)

DC 5.5 C

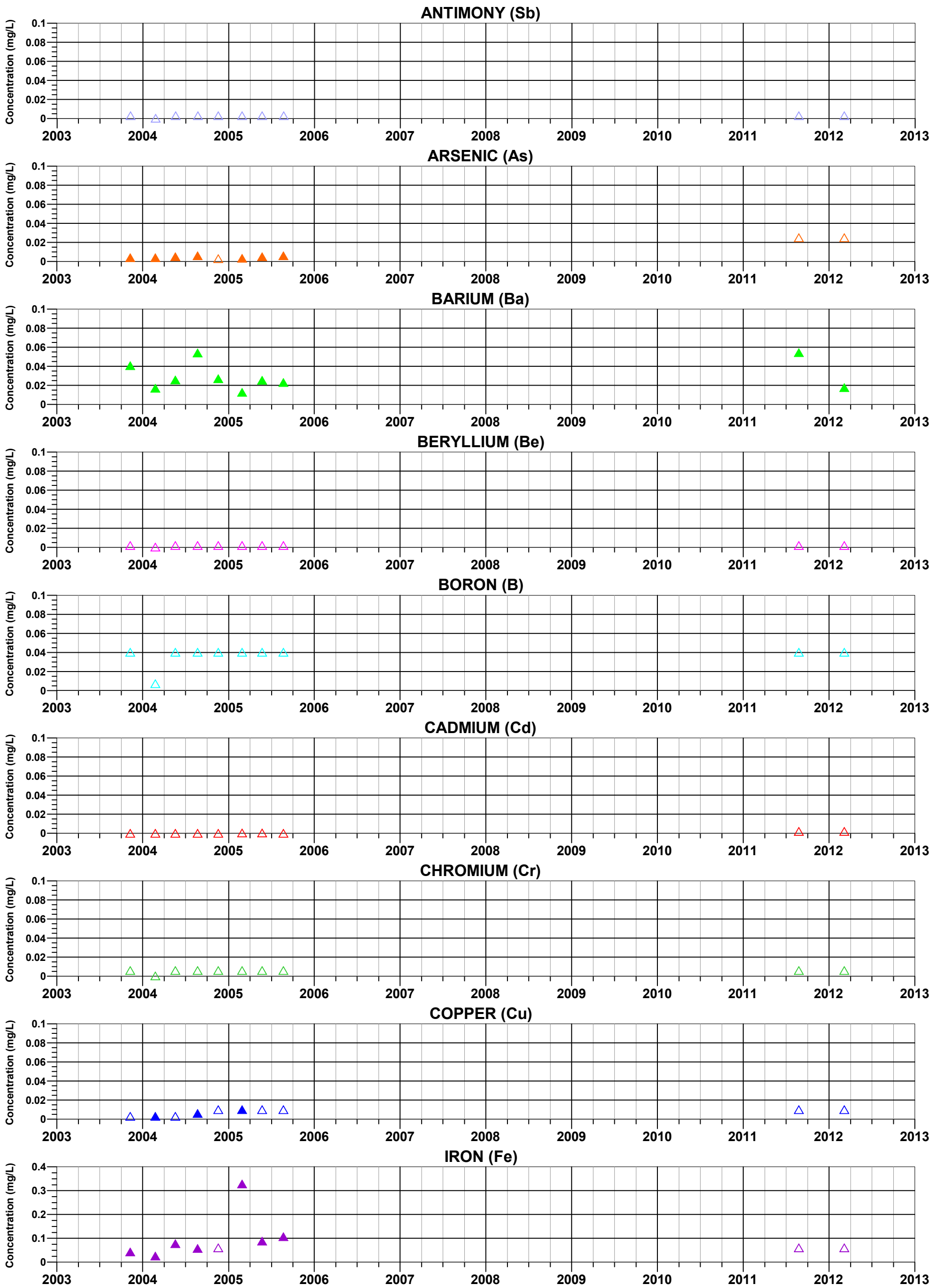

FIGURE C-10a. TIME-SERIES OF METALS CONCENTRATIONS AT DC 5.5 C RESOLUTION PROJECT

MONTGOMERY & ASSOCIATES

S:/605.6/Surface_Water_Baseline_Assessment/TimeSeriesGraphs/DC5.5C_Metals1.grf 12Sep2012

EXPLANATION

▲ Closed symbols: Detected Values
△ Open symbols: Value below detection limit (plotted at detection limit)

DC 5.5 C

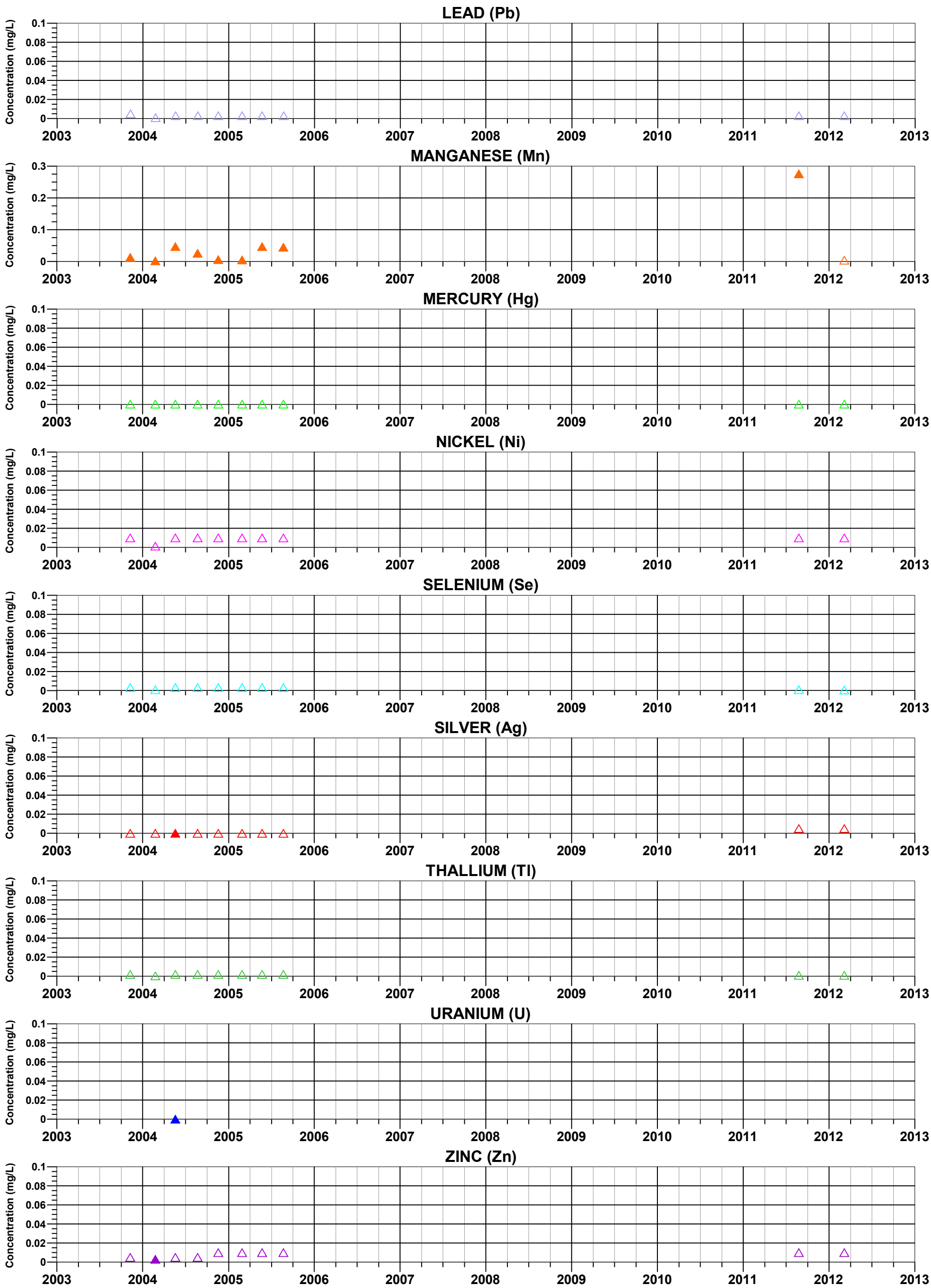

FIGURE C-10b. TIME-SERIES OF METALS CONCENTRATIONS AT DC 5.5 C RESOLUTION PROJECT

MONTGOMERY & ASSOCIATES

S:/605.6/Surface_Water_Baseline_Assessment/TimeSeriesGraphs/DC5.5C_Metals2.grf 12Sep2012

EXPLANATION

▲ Closed symbols: Detected Values
△ Open symbols: Value below detection limit (plotted at detection limit)

DC 5.5 C

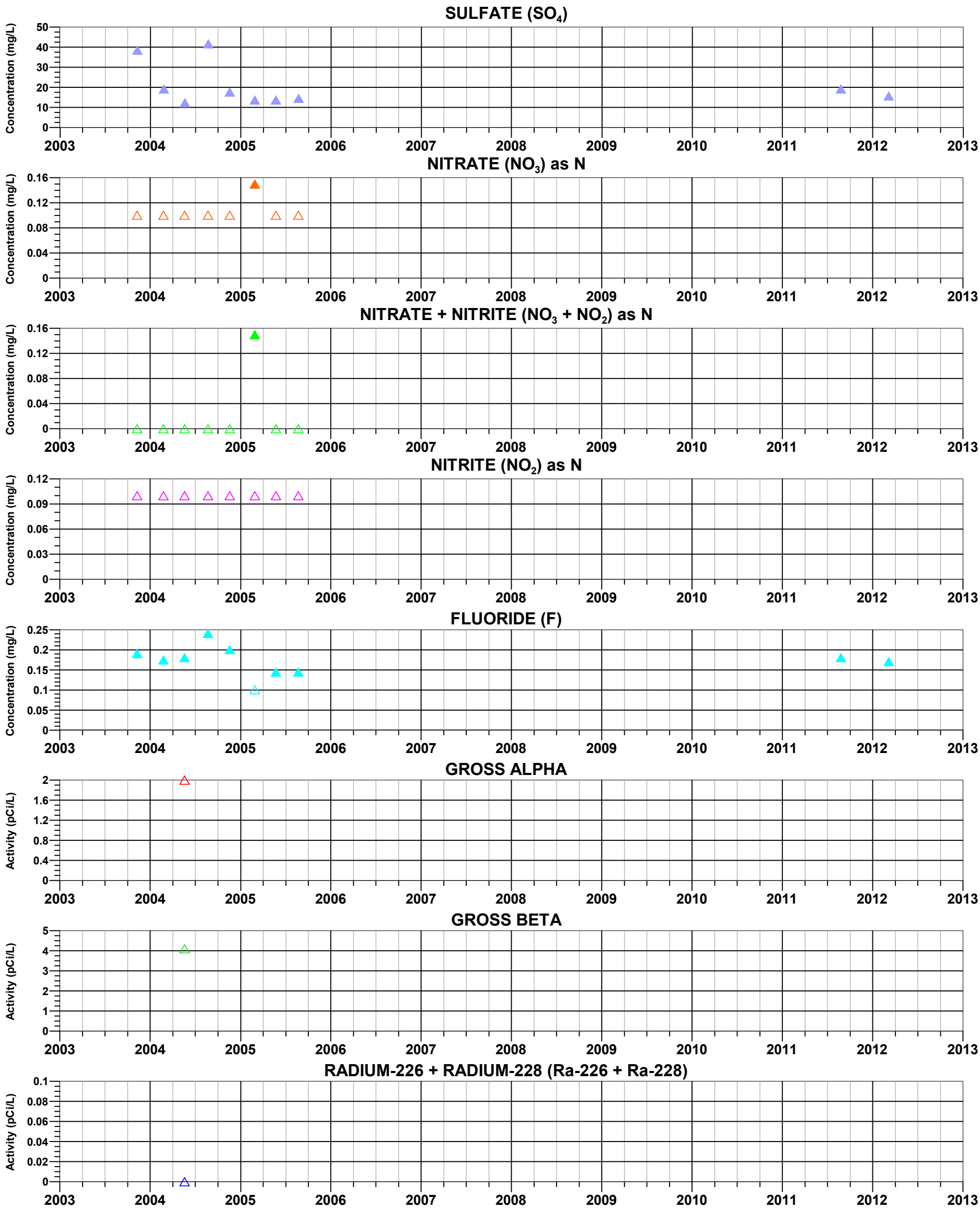

FIGURE C-10c. TIME-SERIES OF NON-METALS CONCENTRATIONS AND RADIOLOGICALS AT DC 5.5 C, RESOLUTION PROJECT

MONTGOMERY & ASSOCIATES

S:/605.6/Surface_Water_Baseline_Assessment/TimeSeriesGraphs/DC5.5C_NonMetals.grf 12Sep2012

EXPLANATION

▲ Closed symbols: Detected Values
△ Open symbols: Value below detection limit (plotted at detection limit)

DC 5.5 C

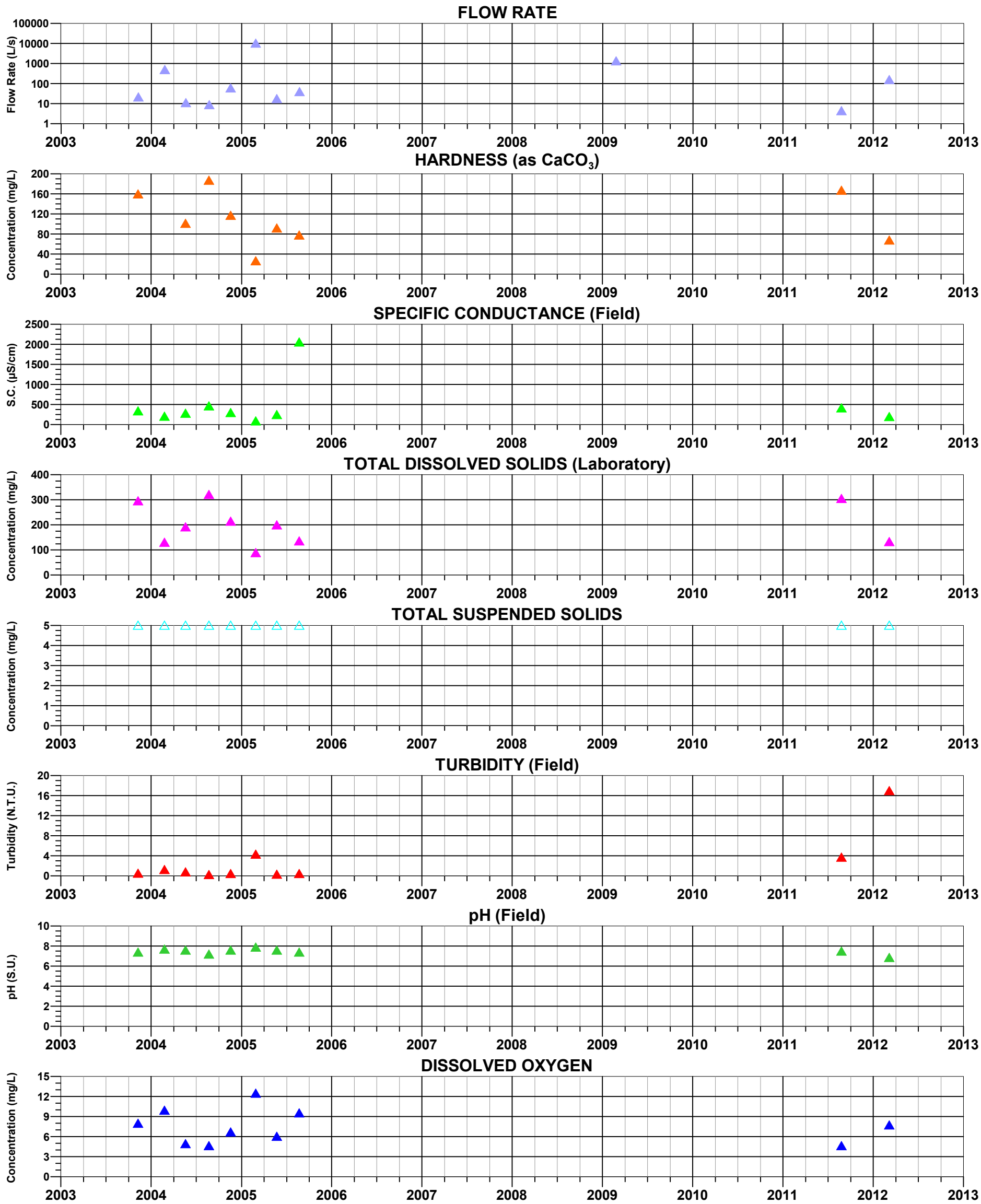

FIGURE C-10d. TIME-SERIES OF FIELD AND LABORATORY PARAMETERS AT DC 5.5 C
RESOLUTION PROJECT

MONTGOMERY & ASSOCIATES

S:/605.6/Surface_Water_Baseline_Assessment/TimeSeriesGraphs/DC5.5C_Parameters.grf 12Sep2012

EXPLANATION

▲ Closed symbols: Detected Values
△ Open symbols: Value below detection limit (plotted at detection limit)

DC 6.1 E (Lower Crater Tanks)



FIGURE C-11a. TIME-SERIES OF METALS CONCENTRATIONS AT DC 6.1 E
RESOLUTION PROJECT

MONTGOMERY & ASSOCIATES

S:/605.6/Surface_Water_Baseline_Assessment/TimeSeriesGraphs/DC6.1E_Metals1.grf 18Apr2013

EXPLANATION

▲ Closed symbols: Detected Values
△ Open symbols: Value below detection limit (plotted at detection limit)

DC 6.1 E (Lower Crater Tanks)



FIGURE C-11b. TIME-SERIES OF METALS CONCENTRATIONS AT DC 6.1 E RESOLUTION PROJECT

MONTGOMERY & ASSOCIATES

S:/605.6/Surface_Water_Baseline_Assessment/TimeSeriesGraphs/DC6.1E_Metals2.grf 18Apr2013

EXPLANATION

▲ Closed symbols: Detected Values
△ Open symbols: Value below detection limit (plotted at detection limit)

DC 6.1 E (Lower Crater Tanks)

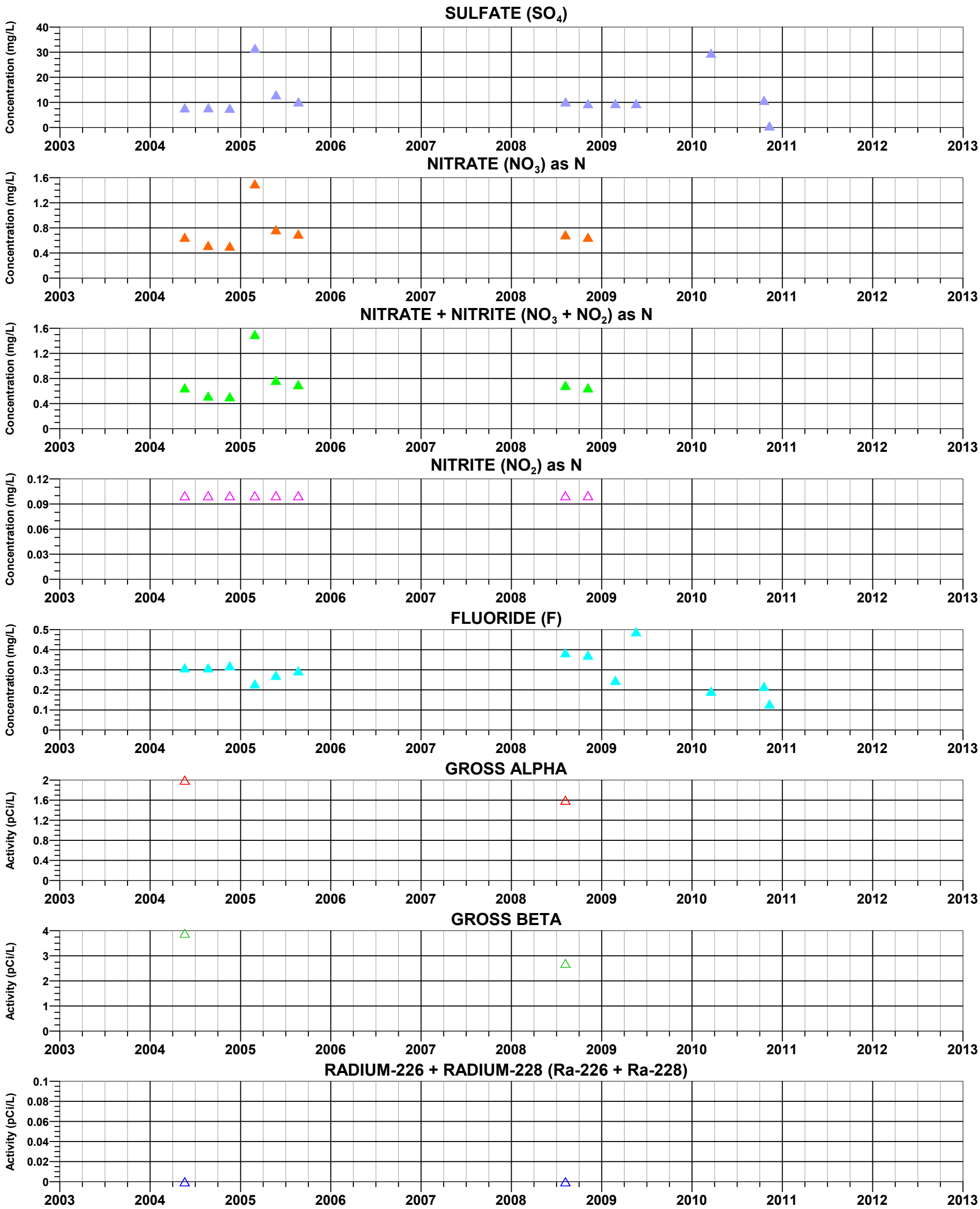

FIGURE C-11c. TIME-SERIES OF NON-METALS CONCENTRATIONS AND RADIOLOGICALS AT DC 6.1 E, RESOLUTION PROJECT

MONTGOMERY & ASSOCIATES

S:/605.6/Surface_Water_Baseline_Assessment/TimeSeriesGraphs/DC6.1E_NonMetals.grf 18Apr2013

EXPLANATION

▲ Closed symbols: Detected Values
△ Open symbols: Value below detection limit (plotted at detection limit)

DC 6.1 E (Lower Crater Tanks)

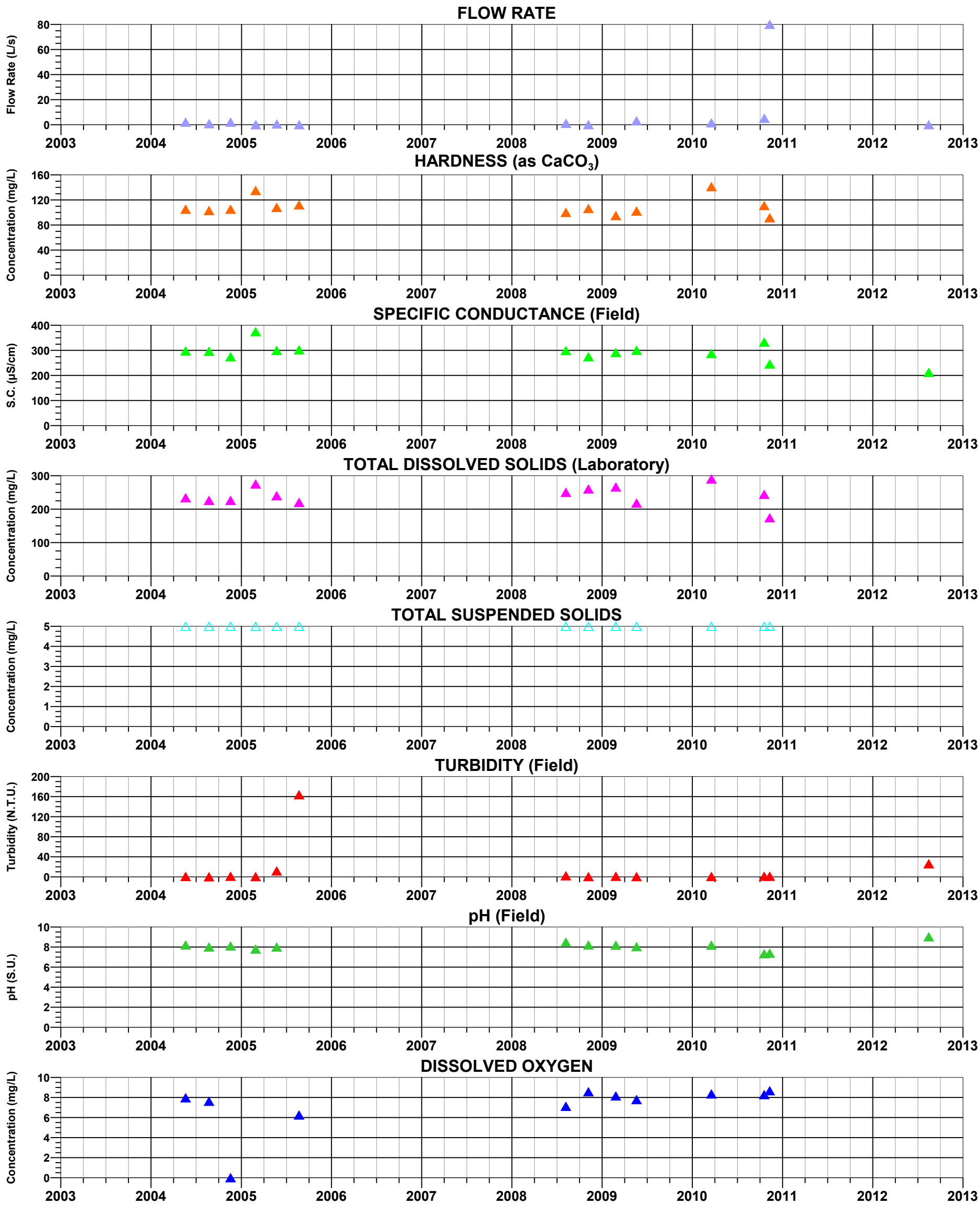

FIGURE C-11d. TIME-SERIES OF FIELD AND LABORATORY PARAMETERS AT DC 6.1 E
RESOLUTION PROJECT

MONTGOMERY & ASSOCIATES

S:/605.6/Surface_Water_Baseline_Assessment/TimeSeriesGraphs/DC6.1E_Parameters.grf 18Apr2013

EXPLANATION

▲ Closed symbols: Detected Values
△ Open symbols: Value below detection limit (plotted at detection limit)

DC 6.14 C (Upper Crater Tank)

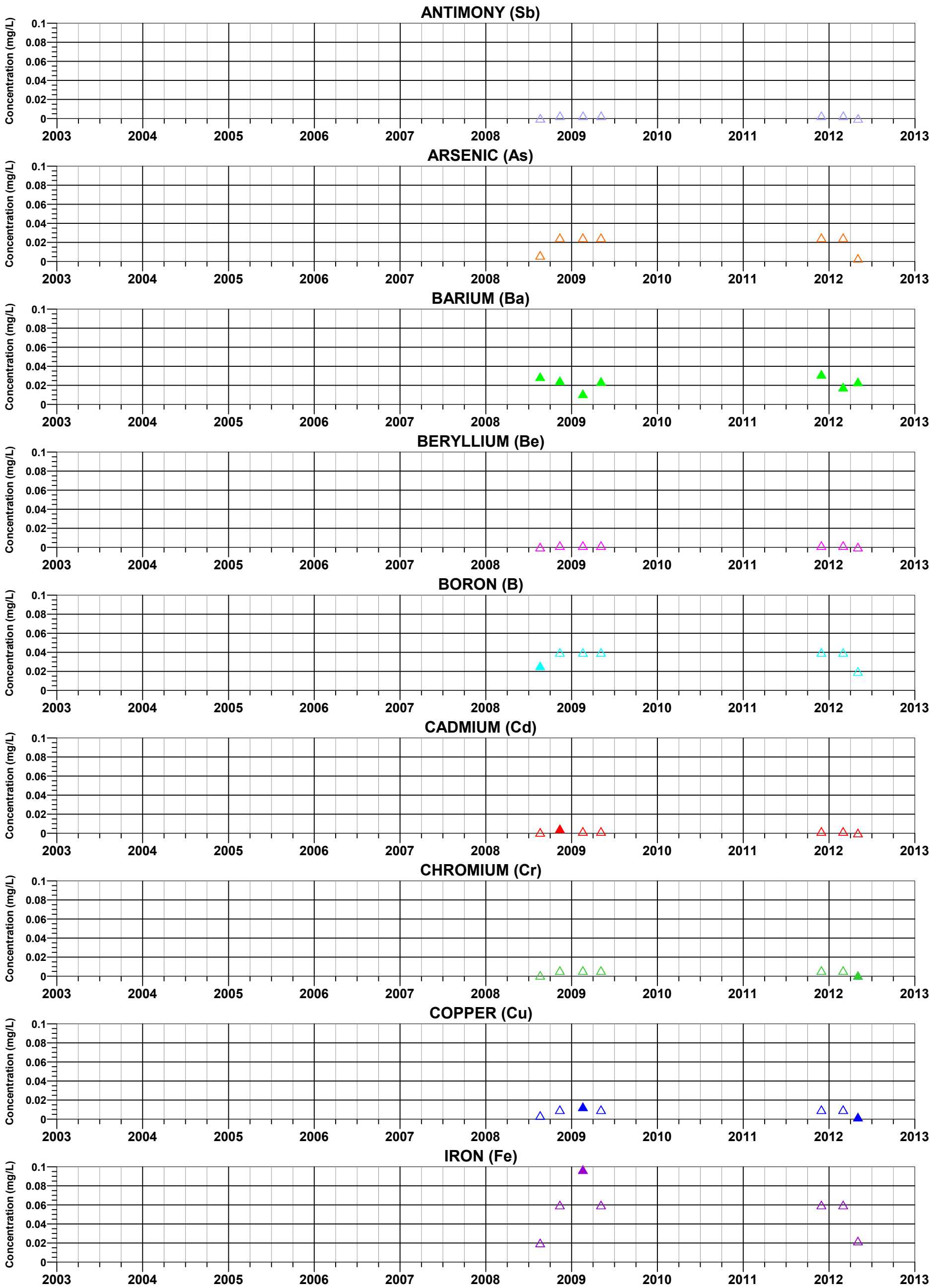

FIGURE C-12a. TIME-SERIES OF METALS CONCENTRATIONS AT DC 6.14 C RESOLUTION PROJECT

MONTGOMERY & ASSOCIATES

S:/605.6/Surface_Water_Baseline_Assessment/TimeSeriesGraphs/DC6.14C_Metals1.grf 18Apr2013

EXPLANATION

▲ Closed symbols: Detected Values
△ Open symbols: Value below detection limit (plotted at detection limit)

DC 6.14 C (Upper Crater Tank)

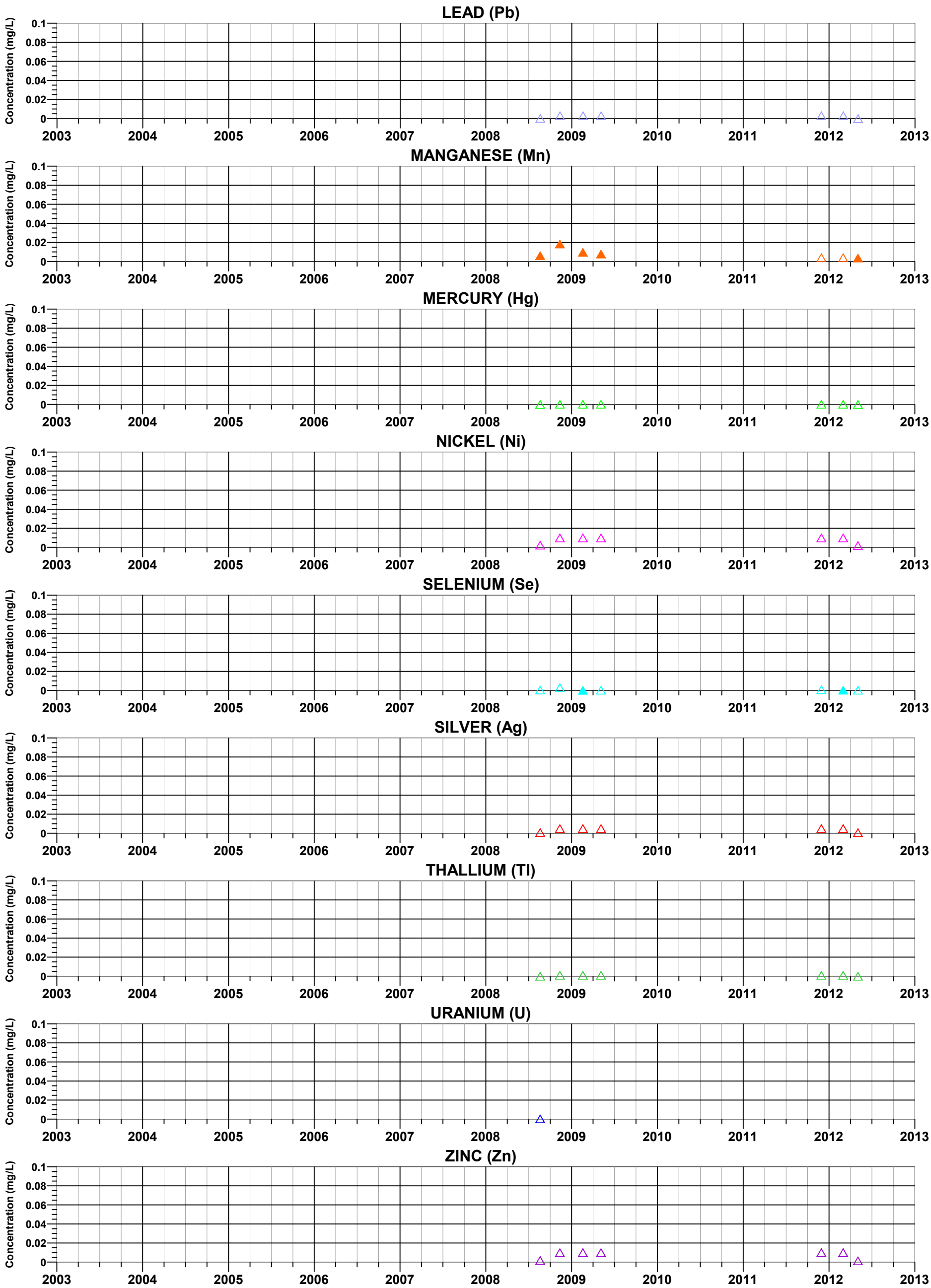

FIGURE C-12b. TIME-SERIES OF METALS CONCENTRATIONS AT DC 6.14 C RESOLUTION PROJECT

MONTGOMERY & ASSOCIATES

S:/605.6/Surface_Water_Baseline_Assessment/TimeSeriesGraphs/DC6.14C_Metals2.grf 18Apr2013

EXPLANATION

▲ Closed symbols: Detected Values
△ Open symbols: Value below detection limit (plotted at detection limit)

DC 6.14 C (Upper Crater Tank)

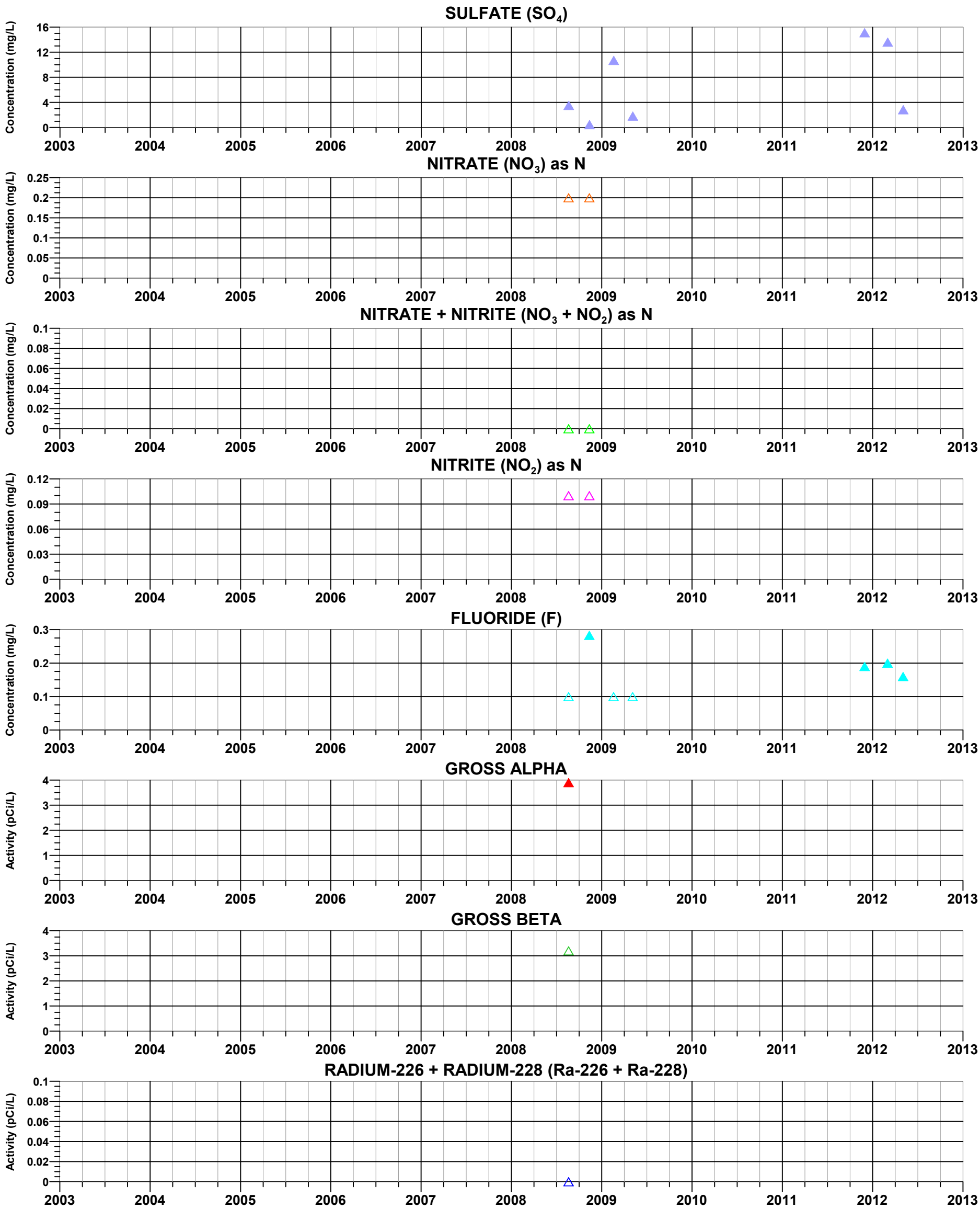

FIGURE C-12c. TIME-SERIES OF NON-METALS CONCENTRATIONS AND RADIOLOGICALS AT DC 6.14 C, RESOLUTION PROJECT

MONTGOMERY & ASSOCIATES

S:/605.6/Surface_Water_Baseline_Assessment/TimeSeriesGraphs/DC6.14C_NonMetals.grf 18Apr2013

EXPLANATION

▲ Closed symbols: Detected Values
△ Open symbols: Value below detection limit (plotted at detection limit)

DC 6.14 C (Upper Crater Tank)

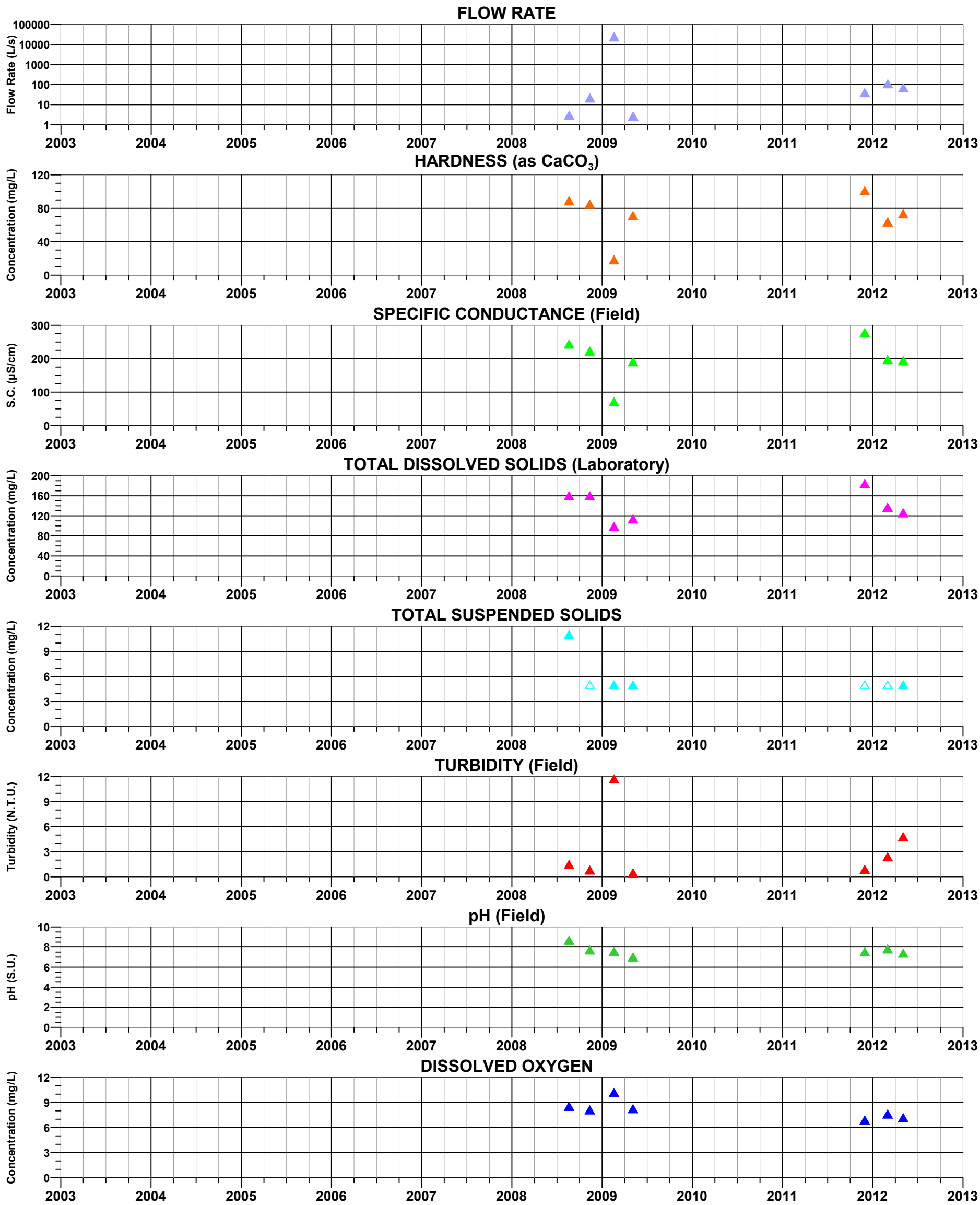

FIGURE C-12d. TIME-SERIES OF FIELD AND LABORATORY PARAMETERS AT DC 6.14 C
RESOLUTION PROJECT

MONTGOMERY & ASSOCIATES

S:/605.6/Surface_Water_Baseline_Assessment/TimeSeriesGraphs/DC6.14C_Parameters.grf 18Apr2013

EXPLANATION

▲ Closed symbols: Detected Values
△ Open symbols: Value below detection limit (plotted at detection limit)

DC 6.6 W

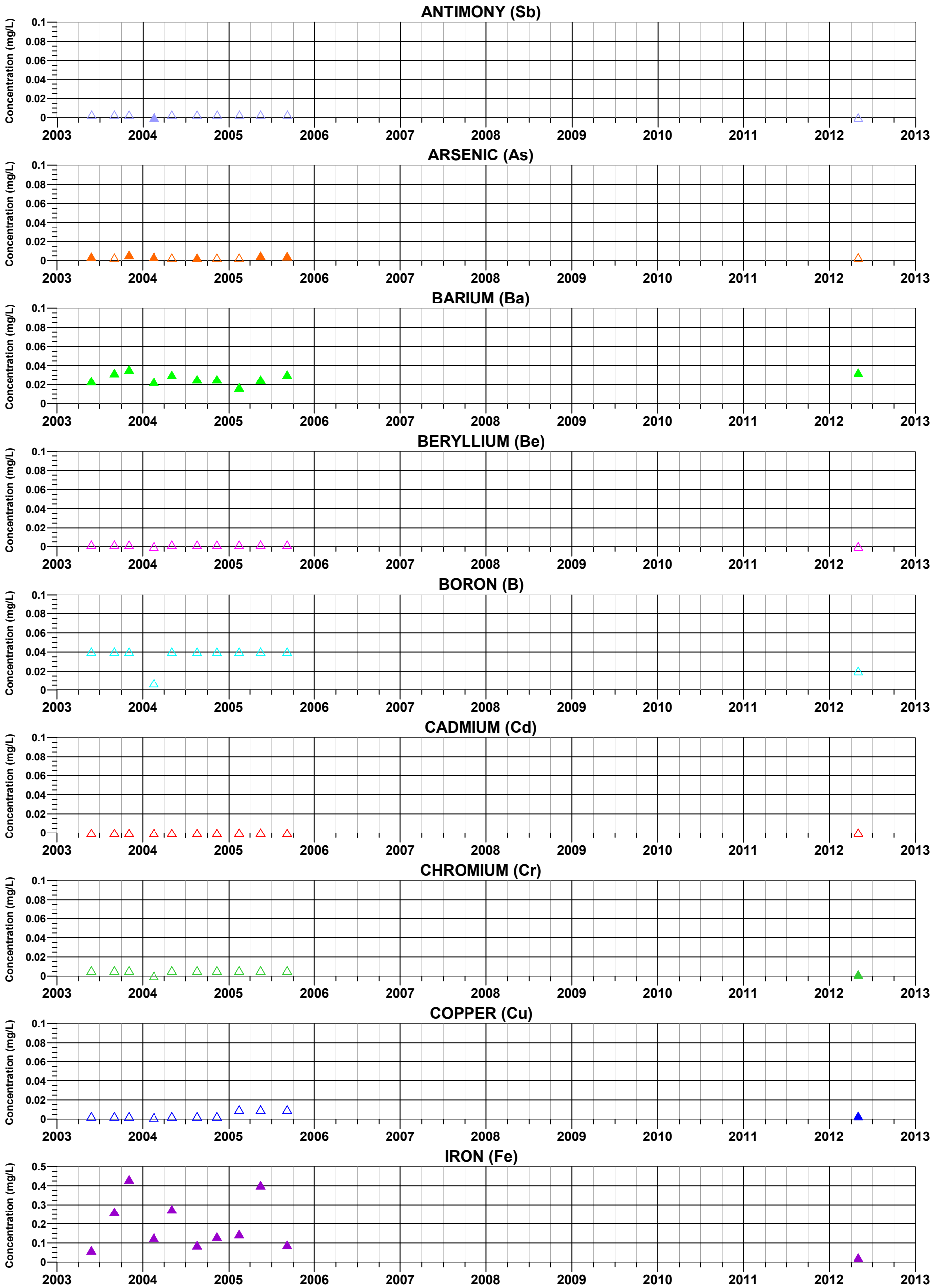

FIGURE C-13a. TIME-SERIES OF METALS CONCENTRATIONS AT DC 6.6 W RESOLUTION PROJECT

MONTGOMERY & ASSOCIATES

S:/605.6/Surface_Water_Baseline_Assessment/TimeSeriesGraphs/DC6.6W_Metals1.grf 12Sep2012

EXPLANATION

▲ Closed symbols: Detected Values
△ Open symbols: Value below detection limit (plotted at detection limit)

DC 6.6 W

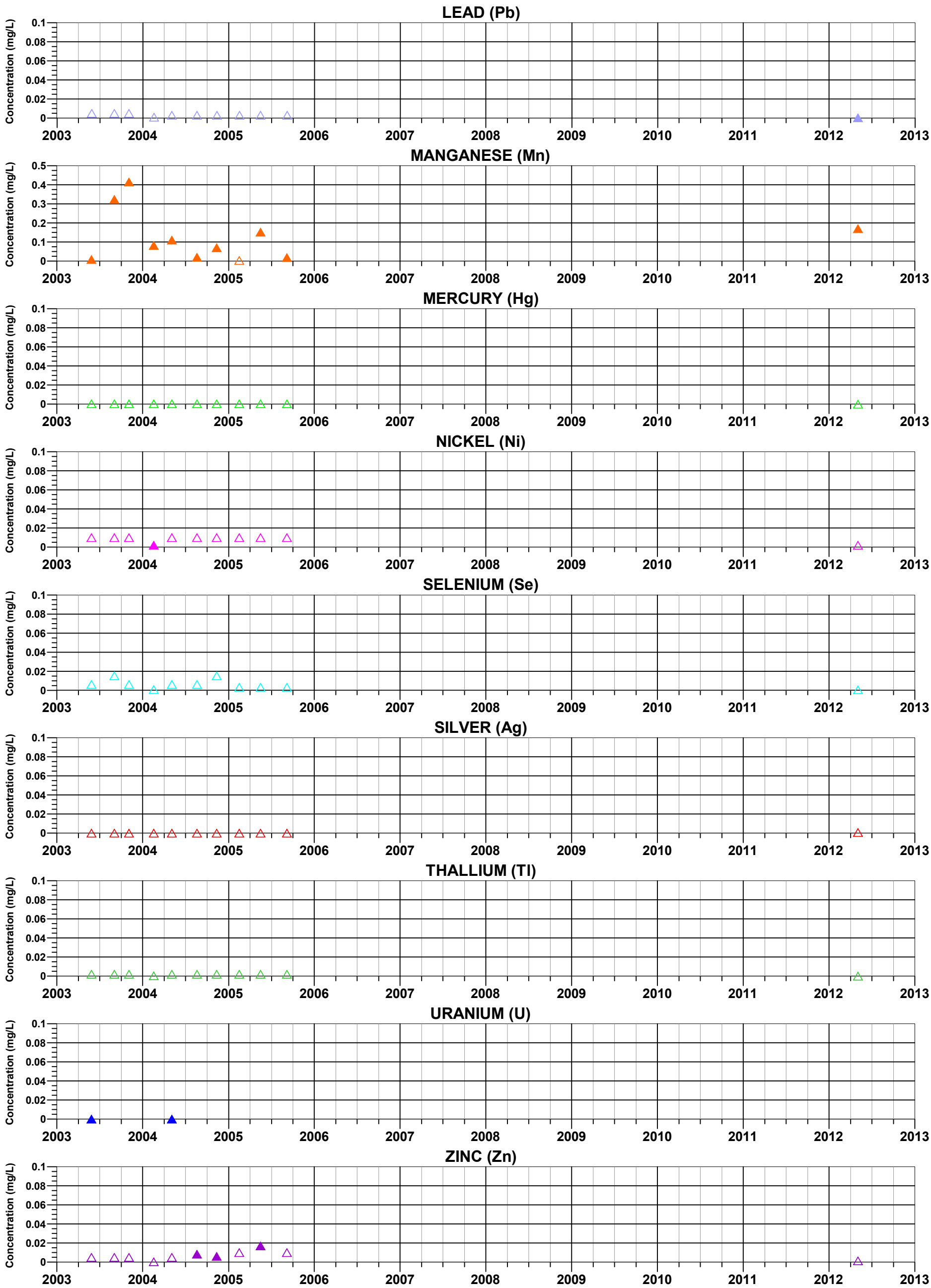

FIGURE C-13b. TIME-SERIES OF METALS CONCENTRATIONS AT DC 6.6 W
RESOLUTION PROJECT

MONTGOMERY & ASSOCIATES

S:/605.6/Surface_Water_Baseline_Assessment/TimeSeriesGraphs/DC6.6W_Metals2.grf 12Sep2012

EXPLANATION

▲ Closed symbols: Detected Values
△ Open symbols: Value below detection limit (plotted at detection limit)

DC 6.6 W

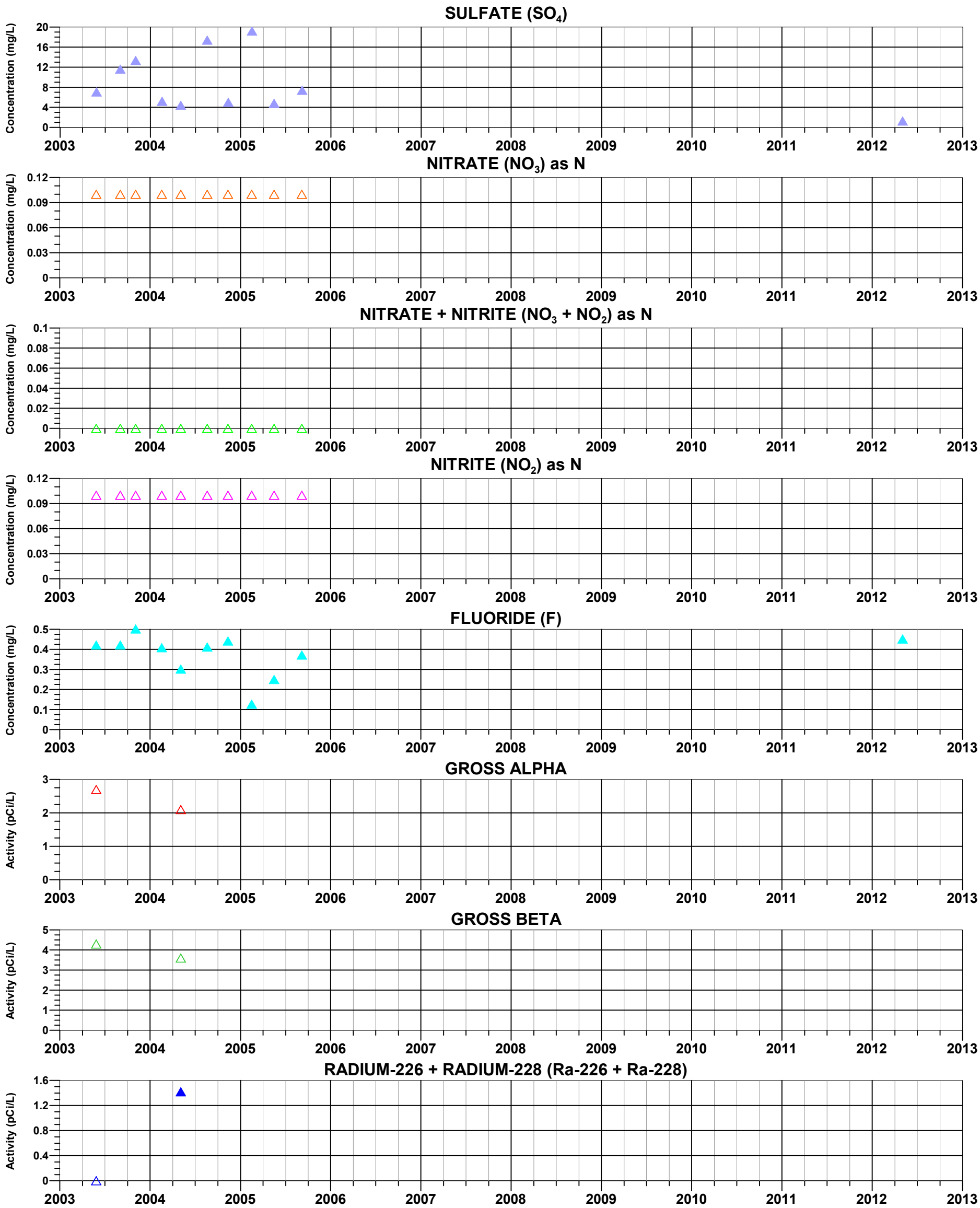

FIGURE C-13c. TIME-SERIES OF NON-METALS CONCENTRATIONS AND RADIOLOGICALS AT DC 6.6 W, RESOLUTION PROJECT

MONTGOMERY & ASSOCIATES

S:/605.6/Surface_Water_Baseline_Assessment/TimeSeriesGraphs/DC6.6W_NonMetals.grf 12Sep2012

EXPLANATION

▲ Closed symbols: Detected Values
△ Open symbols: Value below detection limit (plotted at detection limit)

DC 6.6 W

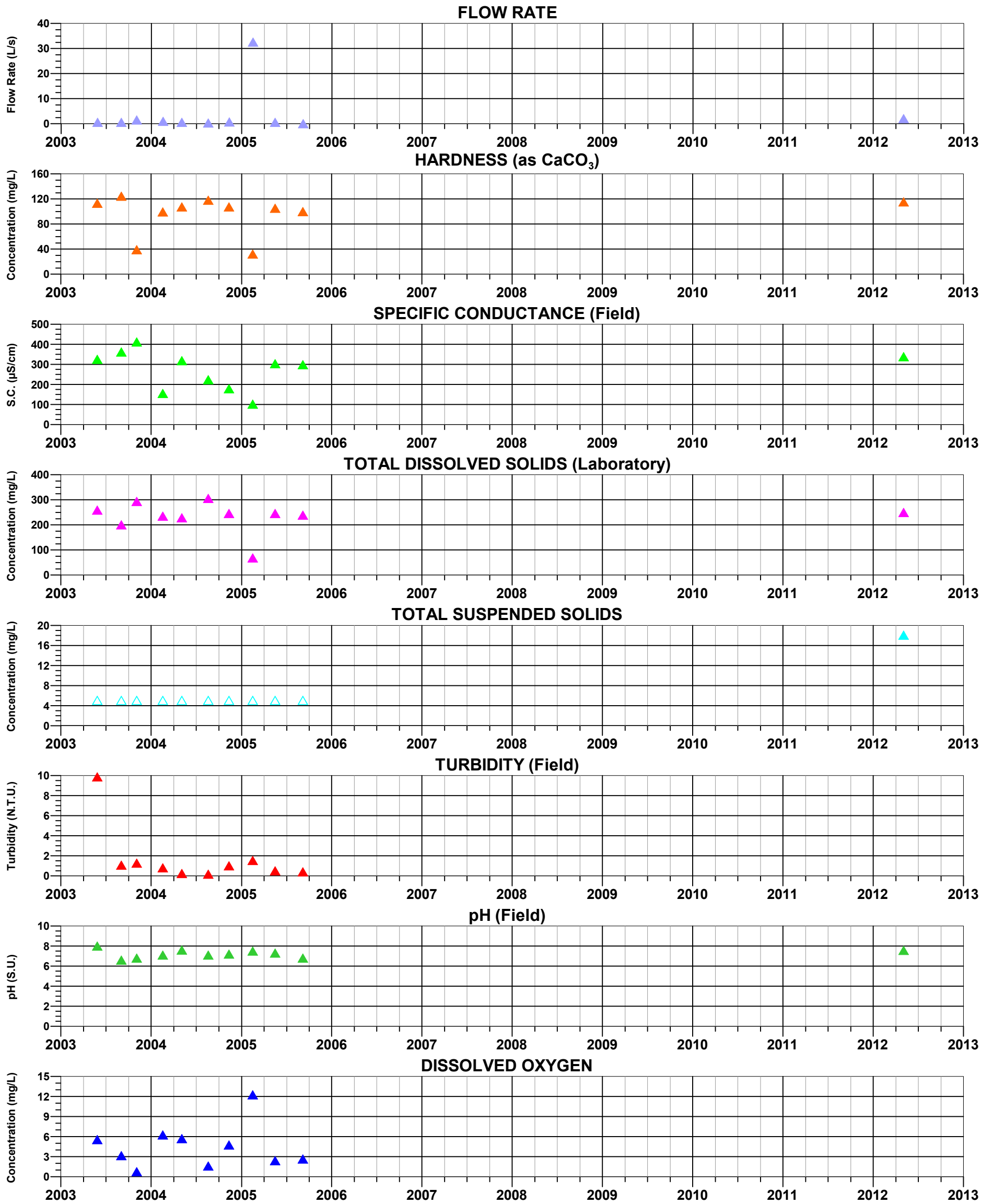

FIGURE C-13d. TIME-SERIES OF FIELD AND LABORATORY PARAMETERS AT DC 6.6 W
RESOLUTION PROJECT

MONTGOMERY & ASSOCIATES

S:/605.6/Surface_Water_Baseline_Assessment/TimeSeriesGraphs/DC6.6W_Parameters.grf 12Sep2012

EXPLANATION

▲ Closed symbols: Detected Values
△ Open symbols: Value below detection limit (plotted at detection limit)

DC 7.1 C

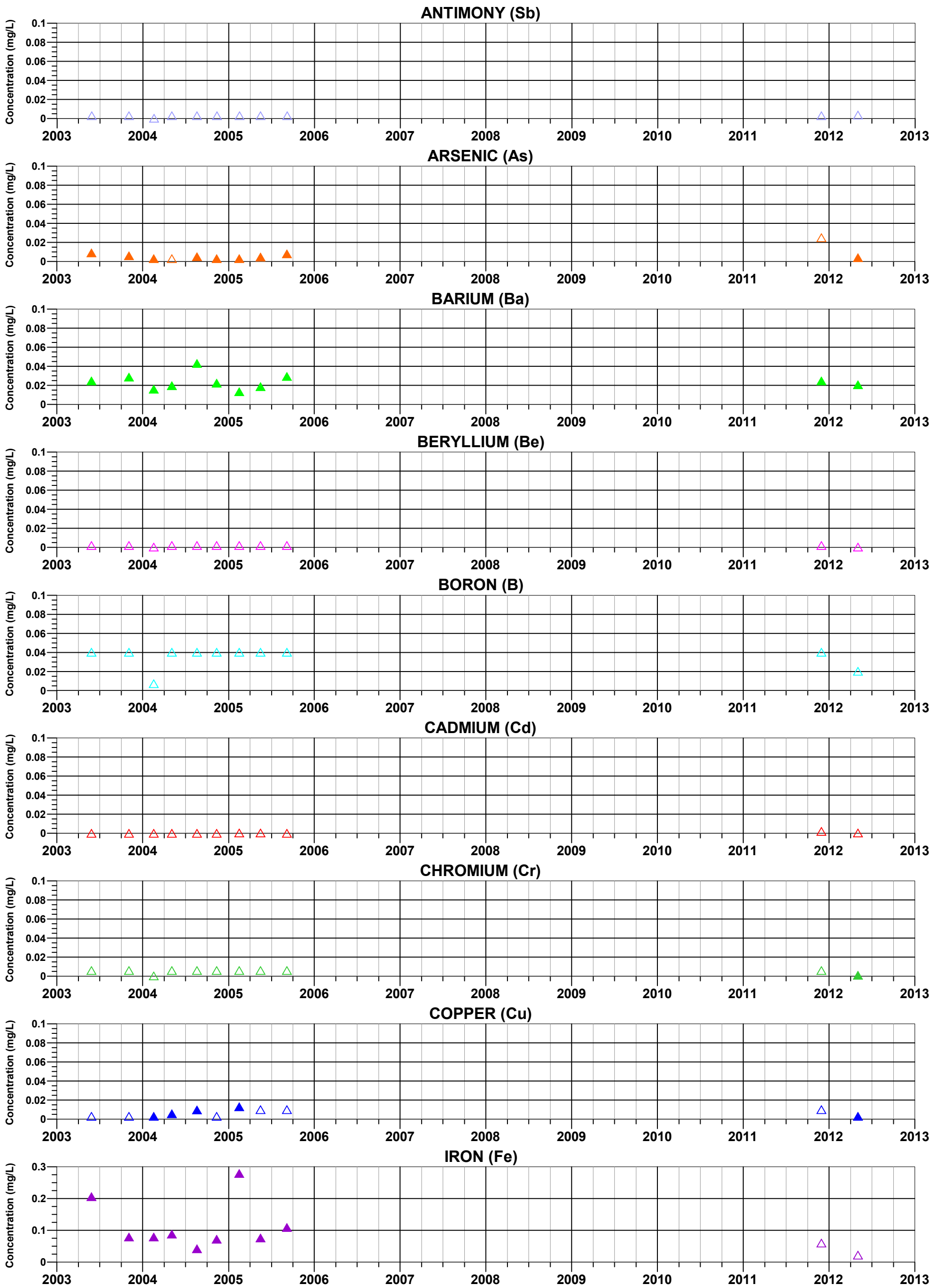

FIGURE C-14a. TIME-SERIES OF METALS CONCENTRATIONS AT DC 7.1 C
RESOLUTION PROJECT

MONTGOMERY & ASSOCIATES

S:/605.6/Surface_Water_Baseline_Assessment/TimeSeriesGraphs/DC7.1C_Metals1.grf 13Sep2012

EXPLANATION

▲ Closed symbols: Detected Values
△ Open symbols: Value below detection limit (plotted at detection limit)

DC 7.1 C

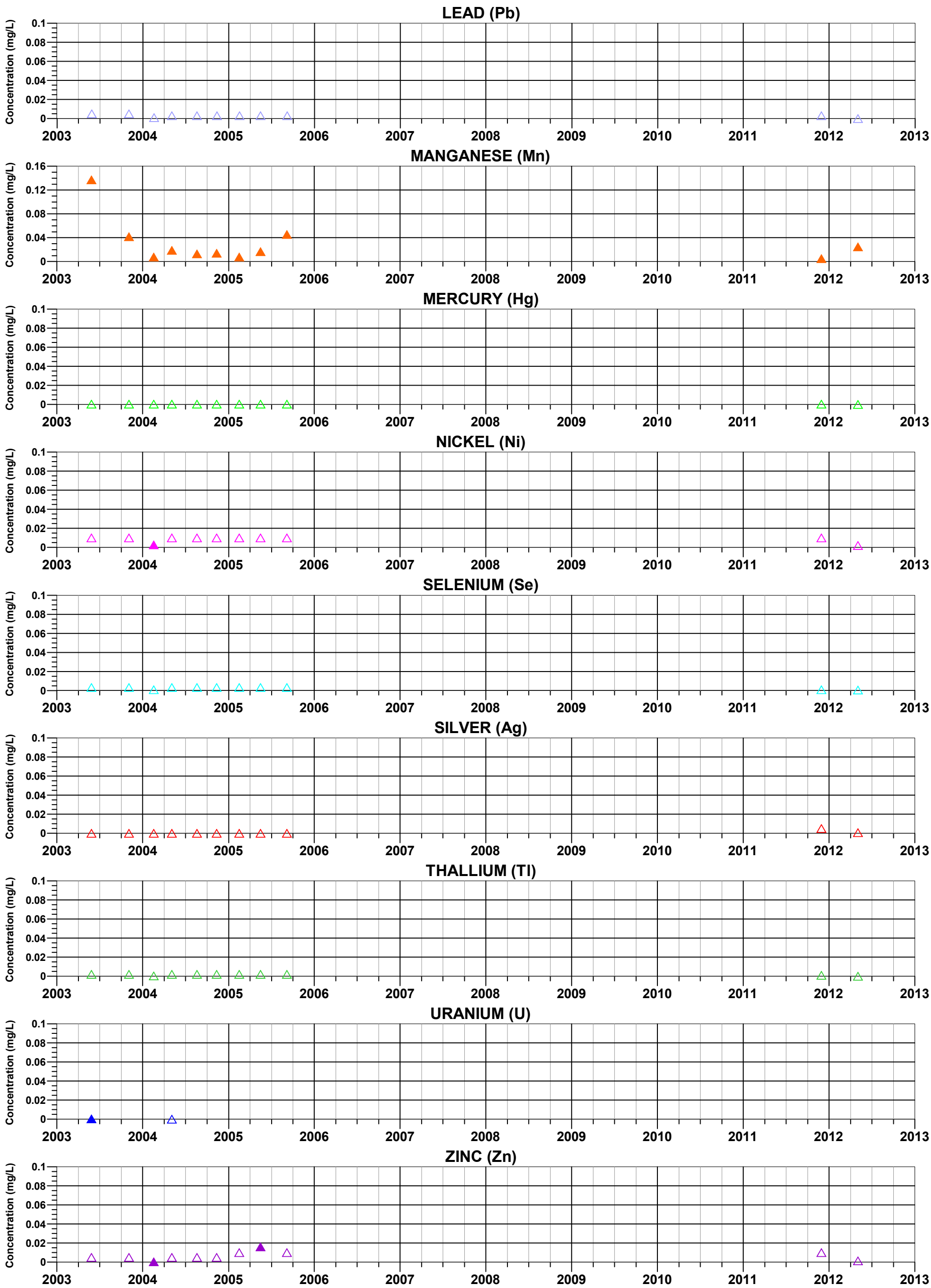

FIGURE C-14b. TIME-SERIES OF METALS CONCENTRATIONS AT DC 7.1 C RESOLUTION PROJECT

MONTGOMERY & ASSOCIATES

S:/605.6/Surface_Water_Baseline_Assessment/TimeSeriesGraphs/DC7.1C_Metals2.grf 13Sep2012

EXPLANATION

▲ Closed symbols: Detected Values
△ Open symbols: Value below detection limit (plotted at detection limit)

DC 7.1 C

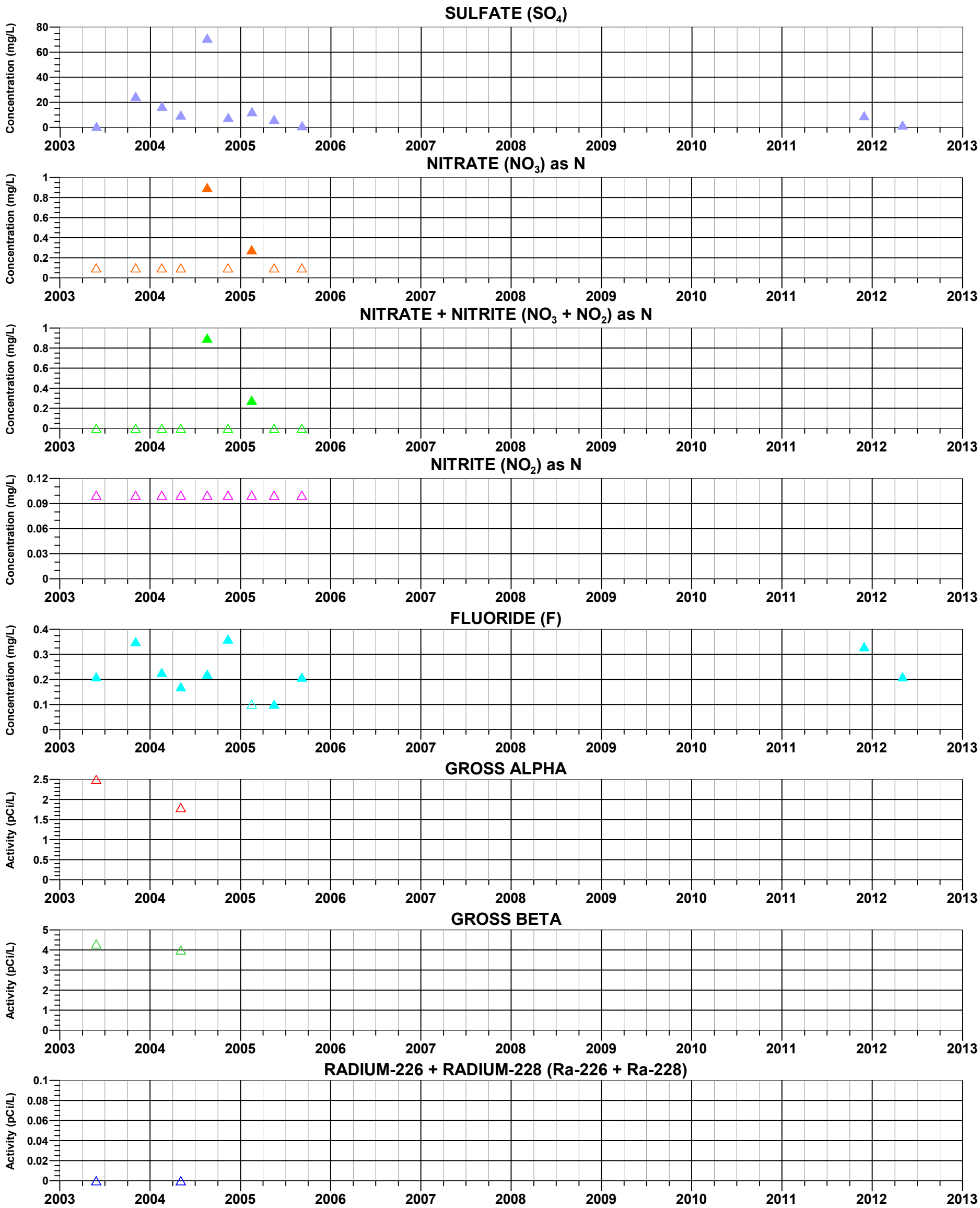

FIGURE C-14c. TIME-SERIES OF NON-METALS CONCENTRATIONS AND RADIOLOGICALS AT DC 7.1 C, RESOLUTION PROJECT

MONTGOMERY & ASSOCIATES

S:/605.6/Surface_Water_Baseline_Assessment/TimeSeriesGraphs/DC7.1C_NonMetals.grf 13Sep2012

EXPLANATION

▲ Closed symbols: Detected Values
△ Open symbols: Value below detection limit (plotted at detection limit)

DC 7.1 C

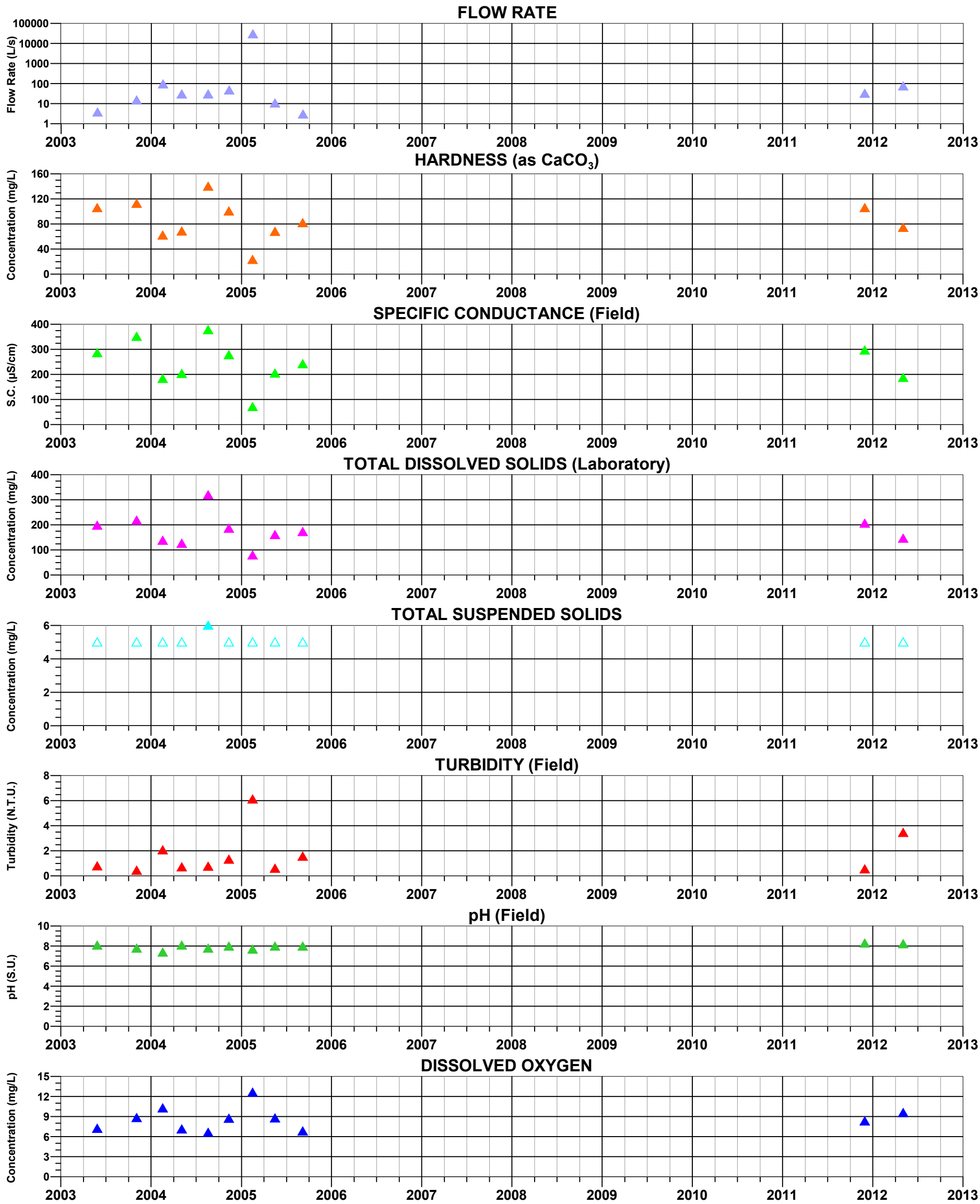

FIGURE C-14d. TIME-SERIES OF FIELD AND LABORATORY PARAMETERS AT DC 7.1 C
RESOLUTION PROJECT

MONTGOMERY & ASSOCIATES

S:/605.6/Surface_Water_Baseline_Assessment/TimeSeriesGraphs/DC7.1C_Parameters.grf 13Sep2012

EXPLANATION

▲ Closed symbols: Detected Values
△ Open symbols: Value below detection limit (plotted at detection limit)

DC 8.1 C

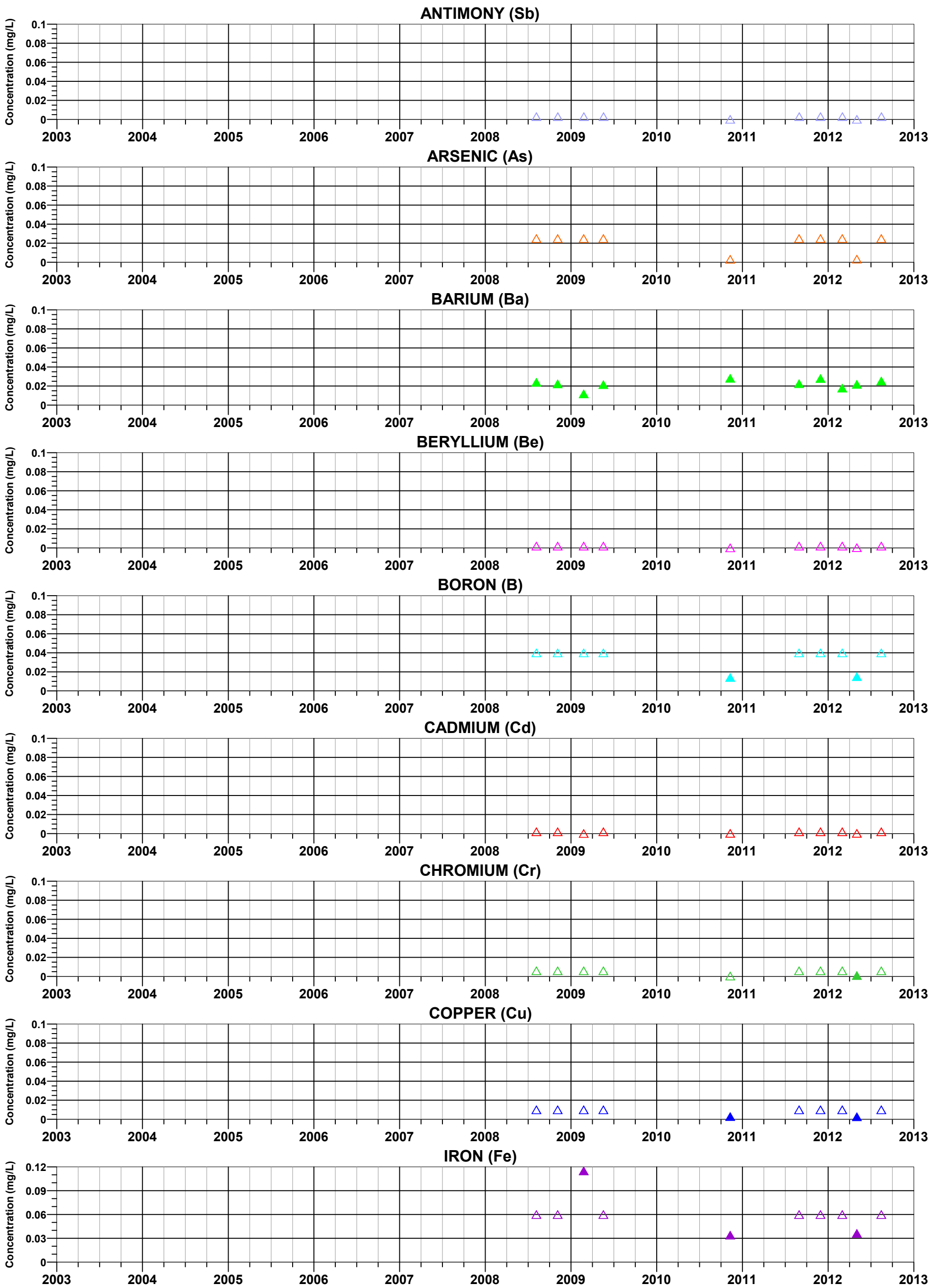

FIGURE C-15a. TIME-SERIES OF METALS CONCENTRATIONS AT DC 8.1 C RESOLUTION PROJECT

MONTGOMERY & ASSOCIATES

S:/605.6/Surface_Water_Baseline_Assessment/TimeSeriesGraphs/DC8.1C_Metals1.grf 18Apr2013

EXPLANATION

▲ Closed symbols: Detected Values
△ Open symbols: Value below detection limit (plotted at detection limit)

DC 8.1 C

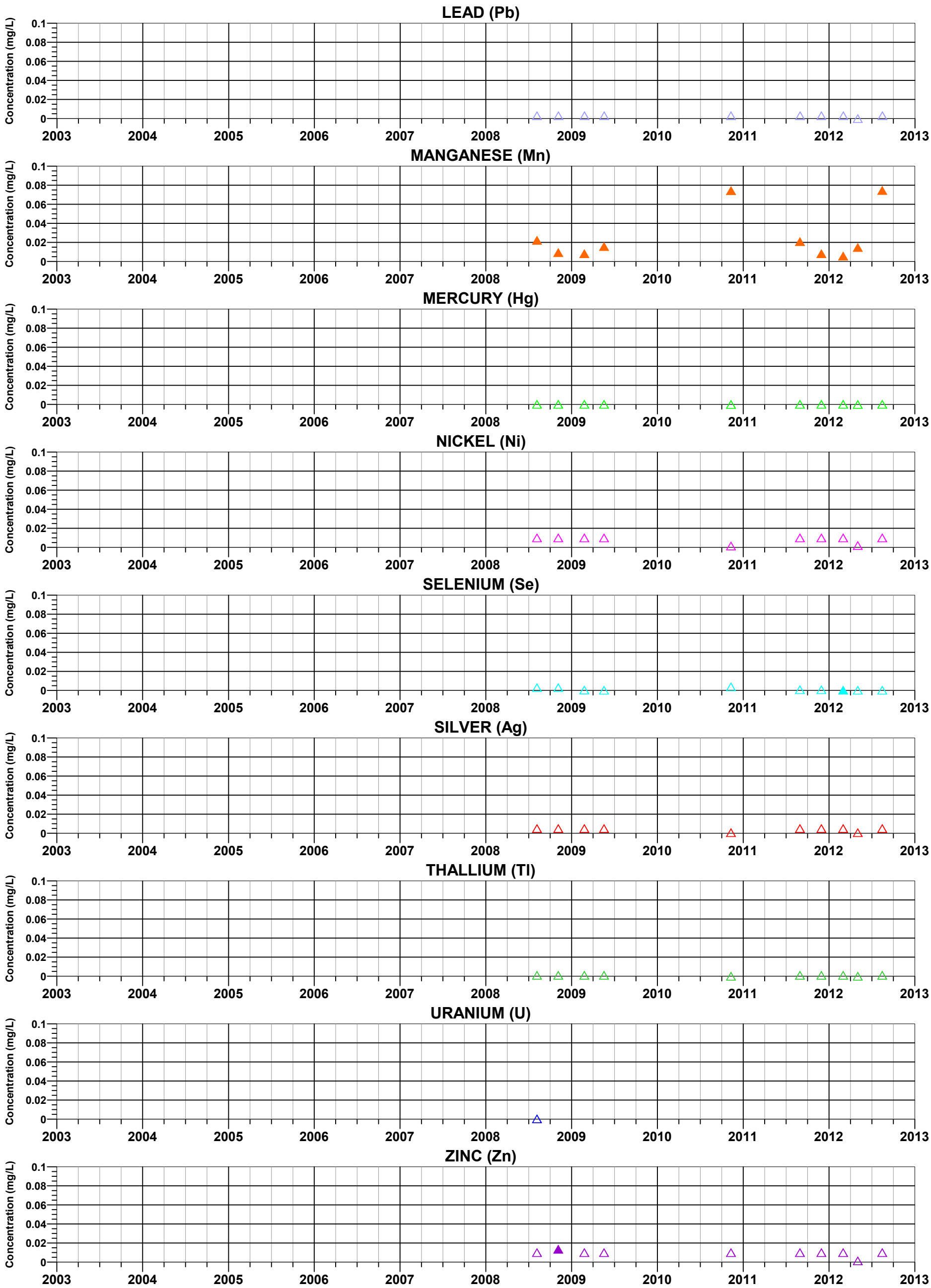

FIGURE C-15b. TIME-SERIES OF METALS CONCENTRATIONS AT DC 8.1 C RESOLUTION PROJECT

MONTGOMERY & ASSOCIATES

S:/605.6/Surface_Water_Baseline_Assessment/TimeSeriesGraphs/DC8.1C_Metals2.grf 18Apr2013

EXPLANATION

▲ Closed symbols: Detected Values
△ Open symbols: Value below detection limit (plotted at detection limit)

DC 8.1 C

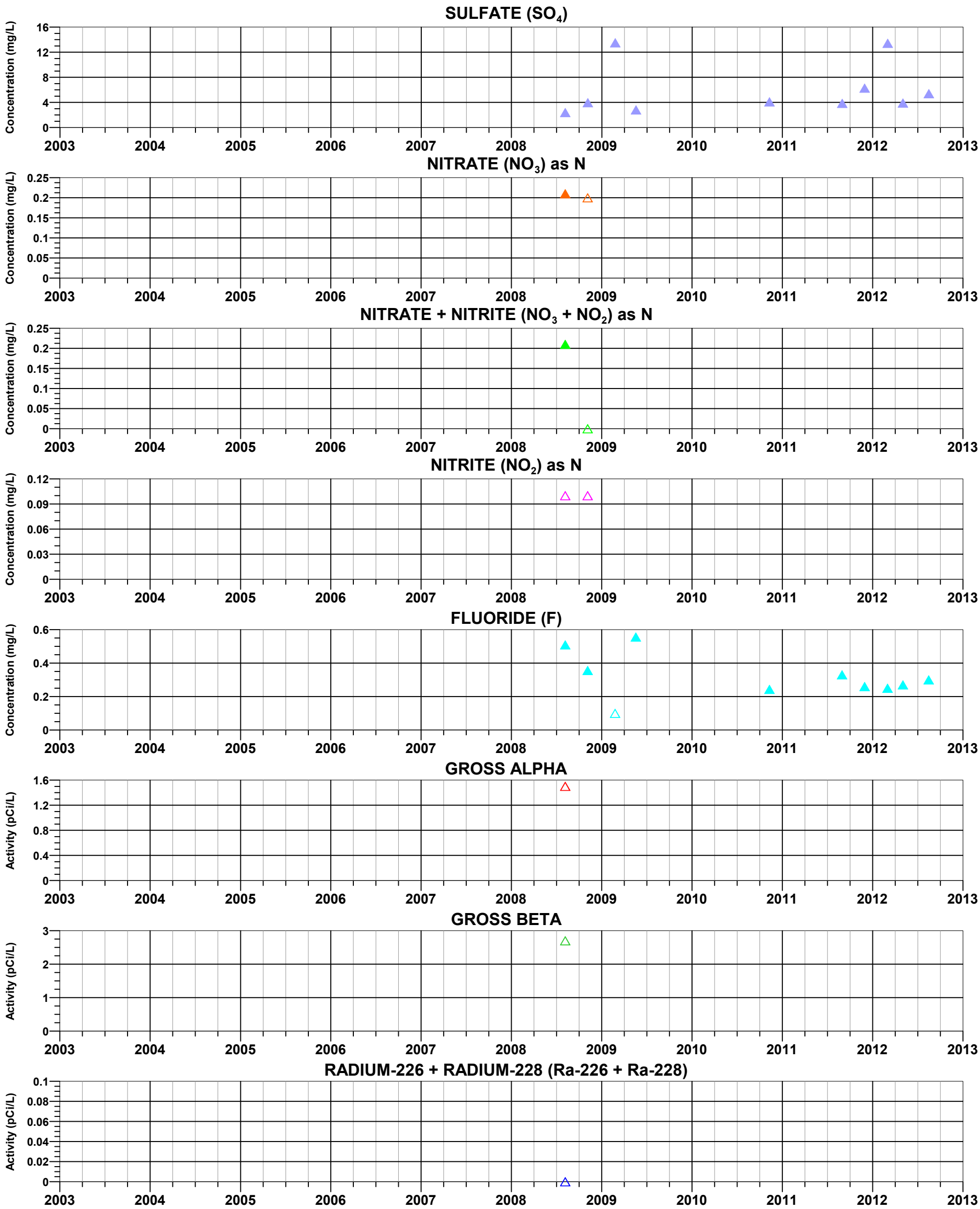

FIGURE C-15c. TIME-SERIES OF NON-METALS CONCENTRATIONS AND RADIOLOGICALS AT DC 8.1 C, RESOLUTION PROJECT

MONTGOMERY & ASSOCIATES

S:/605.6/Surface_Water_Baseline_Assessment/TimeSeriesGraphs/DC8.1C_NonMetals.grf 18Apr2013

EXPLANATION

▲ Closed symbols: Detected Values
△ Open symbols: Value below detection limit (plotted at detection limit)

DC 8.1 C

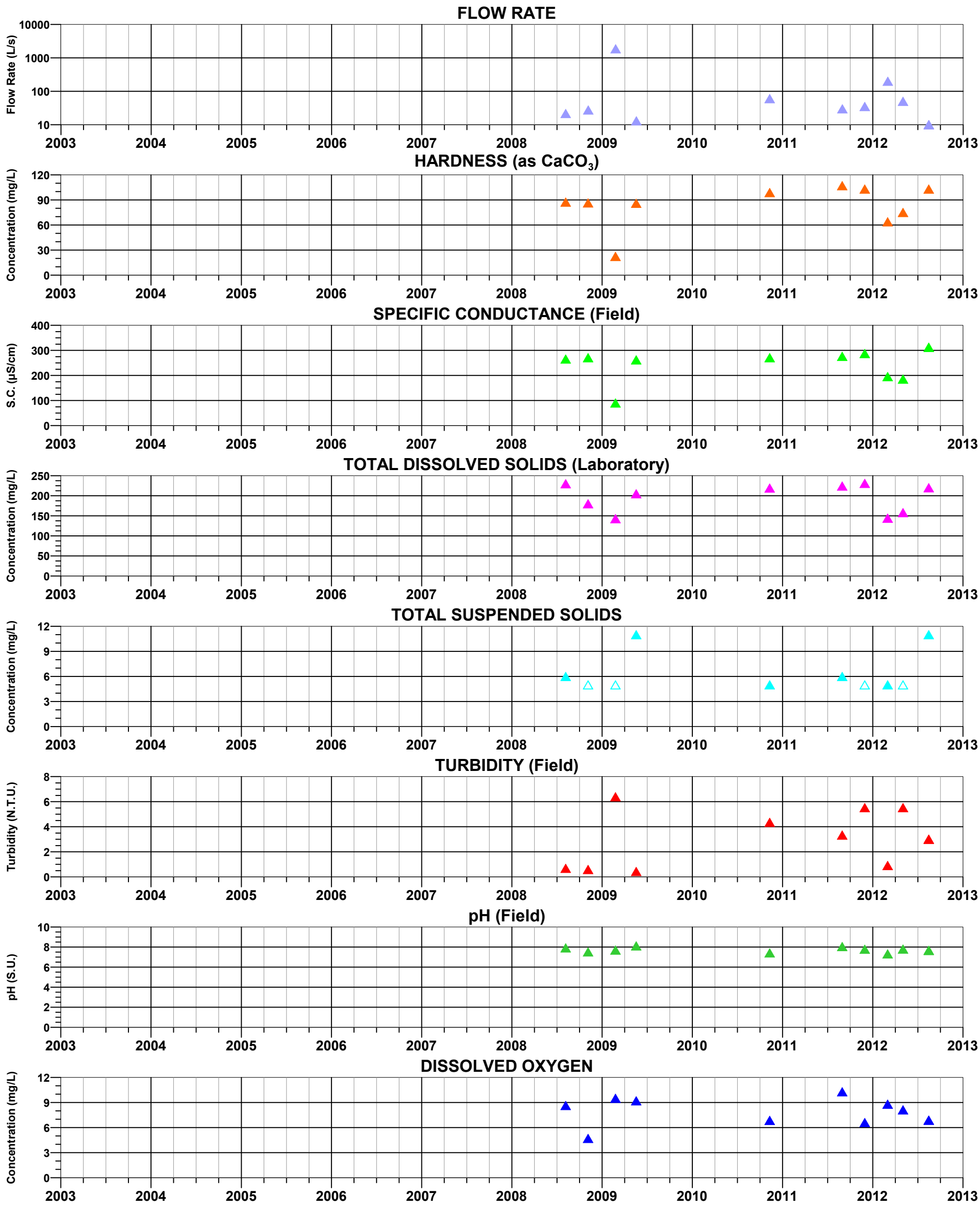

FIGURE C-15d. TIME-SERIES OF FIELD AND LABORATORY PARAMETERS AT DC 8.1 C
RESOLUTION PROJECT

MONTGOMERY & ASSOCIATES

S:/605.6/Surface_Water_Baseline_Assessment/TimeSeriesGraphs/DC8.1C_Parameters.grf 18Apr2013

EXPLANATION

▲ Closed symbols: Detected Values
△ Open symbols: Value below detection limit (plotted at detection limit)

DC 8.2 W

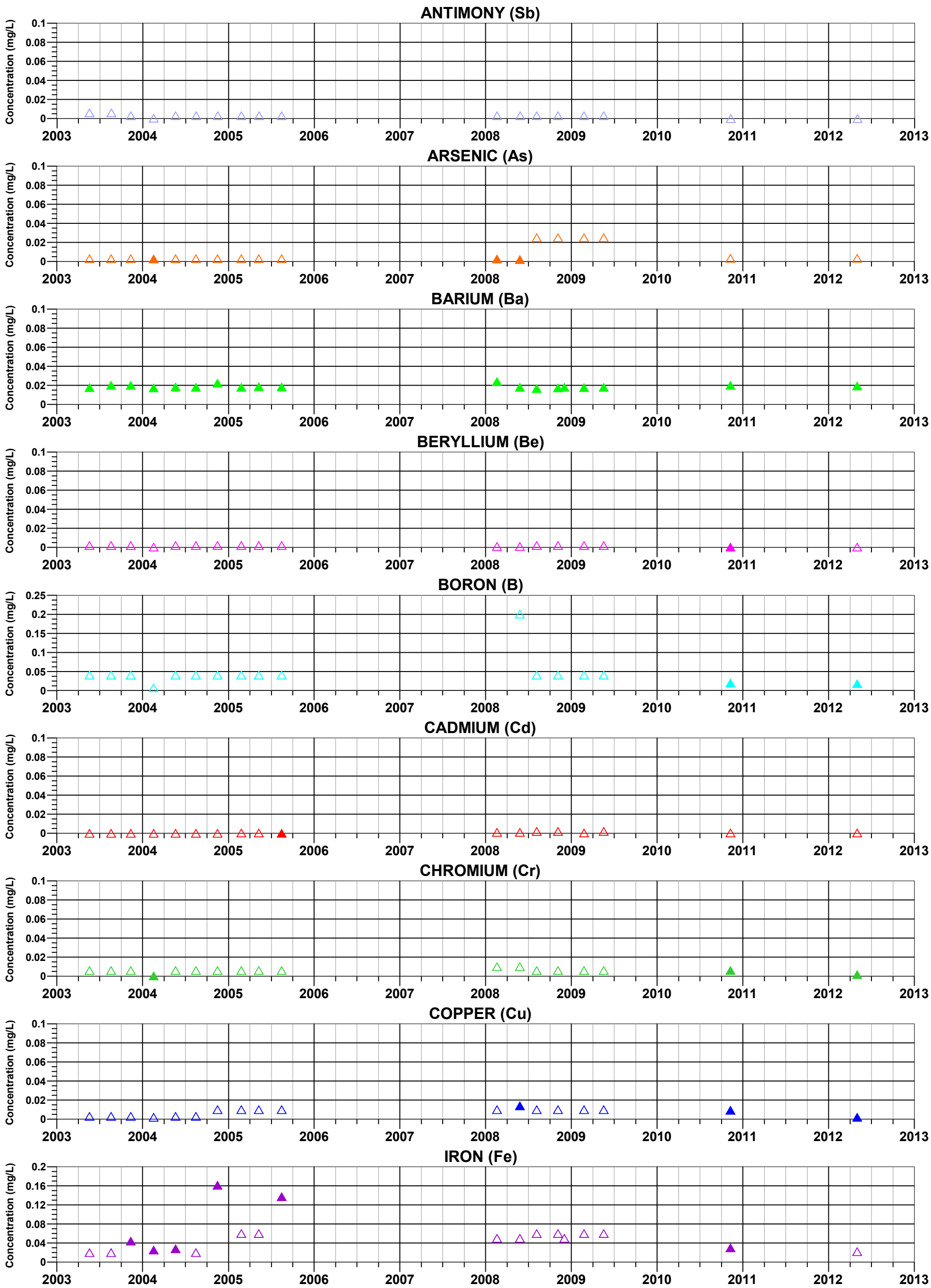

FIGURE C-16a. TIME-SERIES OF METALS CONCENTRATIONS AT DC 8.2 W RESOLUTION PROJECT

MONTGOMERY & ASSOCIATES

S:/605.6/Surface_Water_Baseline_Assessment/TimeSeriesGraphs/DC8.2W_Metals1.grf 13Sep2012

EXPLANATION

▲ Closed symbols: Detected Values
△ Open symbols: Value below detection limit (plotted at detection limit)

DC 8.2 W



FIGURE C-16b. TIME-SERIES OF METALS CONCENTRATIONS AT DC 8.2 W
RESOLUTION PROJECT

MONTGOMERY & ASSOCIATES

S:/605.6/Surface_Water_Baseline_Assessment/TimeSeriesGraphs/DC8.2W_Metals2.grf 13Sep2012

EXPLANATION

▲ Closed symbols: Detected Values
△ Open symbols: Value below detection limit (plotted at detection limit)

DC 8.2 W

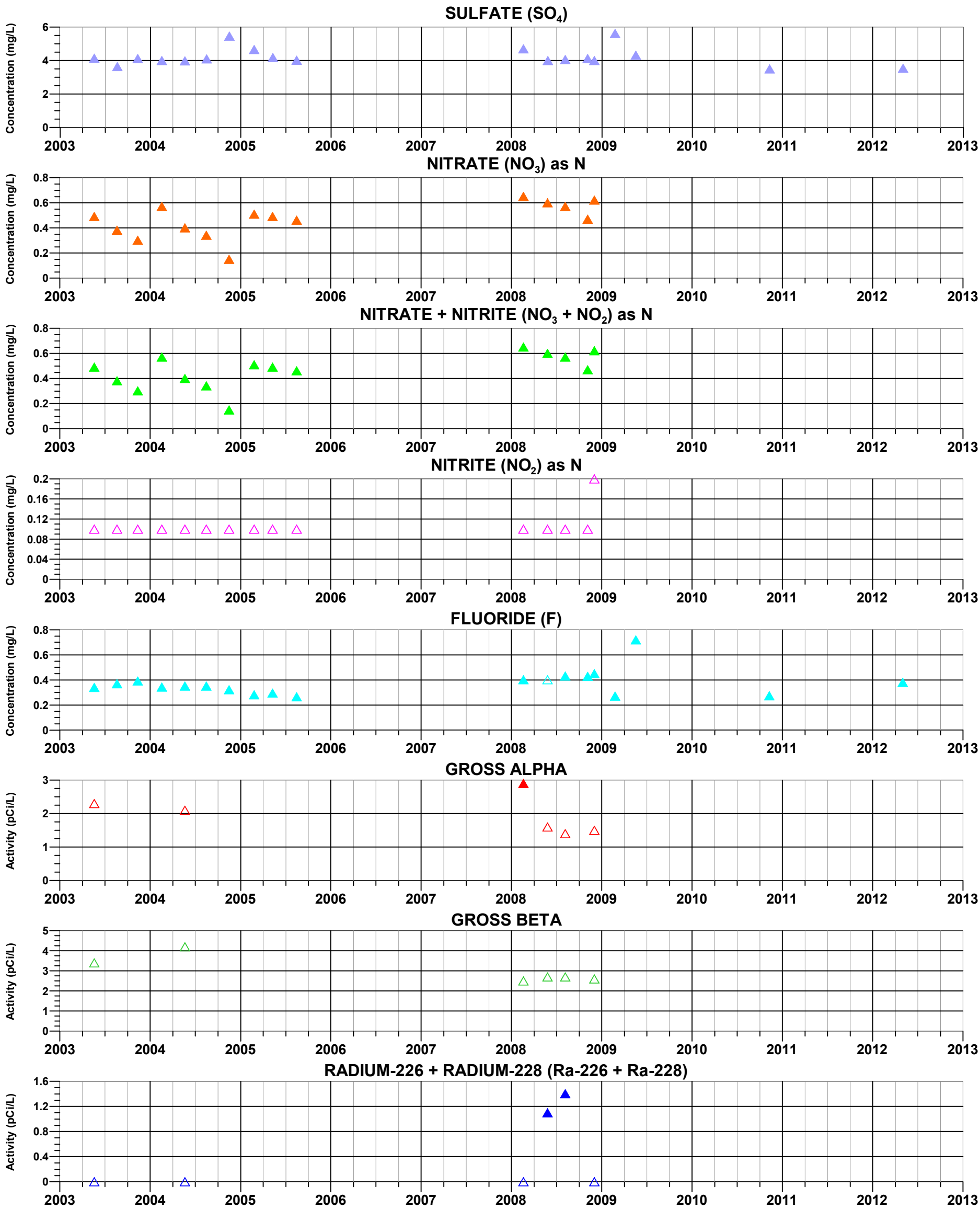

FIGURE C-16c. TIME-SERIES OF NON-METALS CONCENTRATIONS AND RADIOLOGICALS AT DC 8.2 W, RESOLUTION PROJECT

MONTGOMERY & ASSOCIATES

S:/605.6/Surface_Water_Baseline_Assessment/TimeSeriesGraphs/DC8.2W_NonMetals.grf 13Sep2012

EXPLANATION

▲ Closed symbols: Detected Values
△ Open symbols: Value below detection limit (plotted at detection limit)

DC 8.2 W

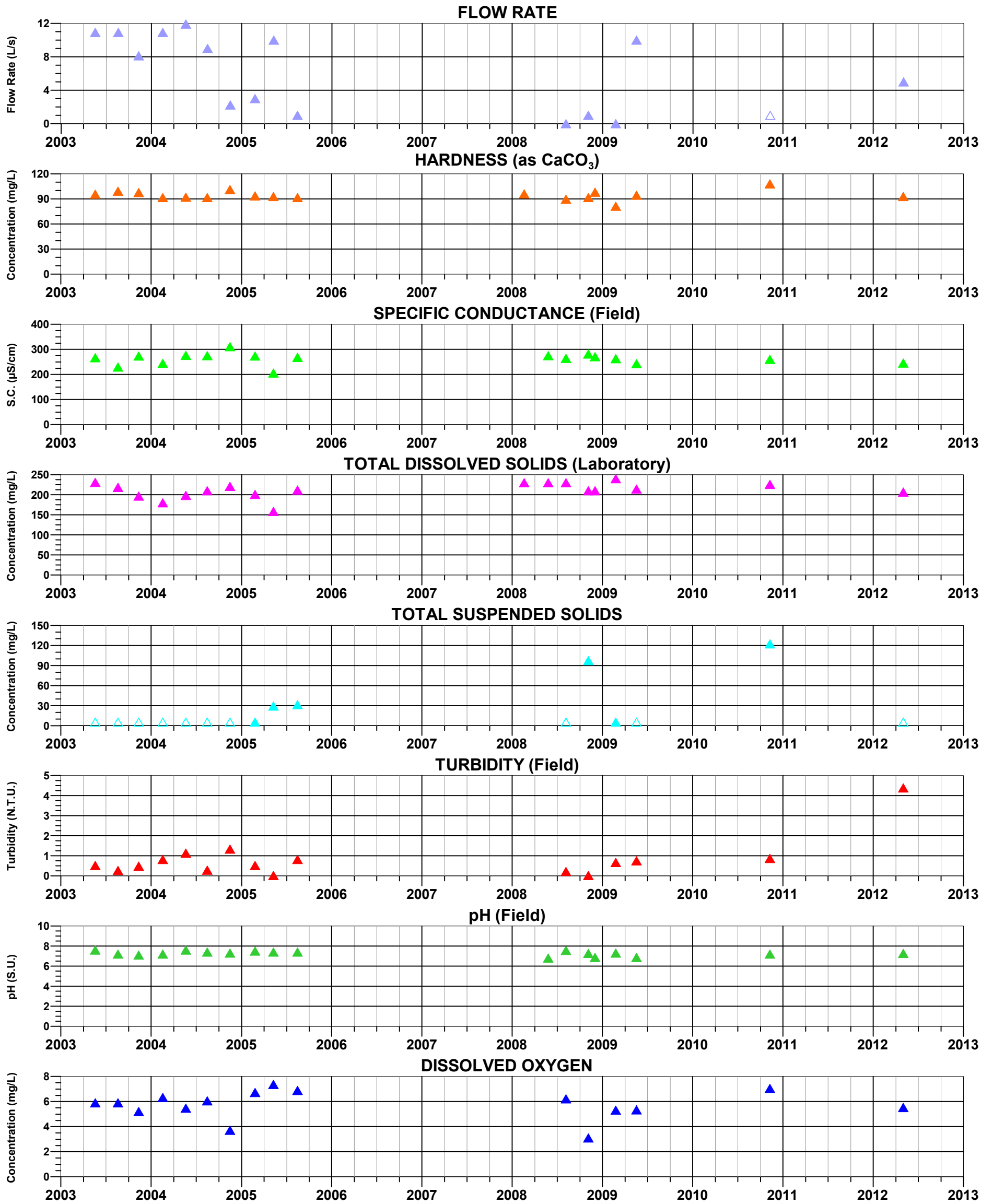

FIGURE C-16d. TIME-SERIES OF FIELD AND LABORATORY PARAMETERS AT DC 8.2 W
RESOLUTION PROJECT

MONTGOMERY & ASSOCIATES

S:/605.6/Surface_Water_Baseline_Assessment/TimeSeriesGraphs/DC8.2W_Parameters.grf 13Sep2012

EXPLANATION

▲ Closed symbols: Detected Values
△ Open symbols: Value below detection limit (plotted at detection limit)

DC 8.8 C

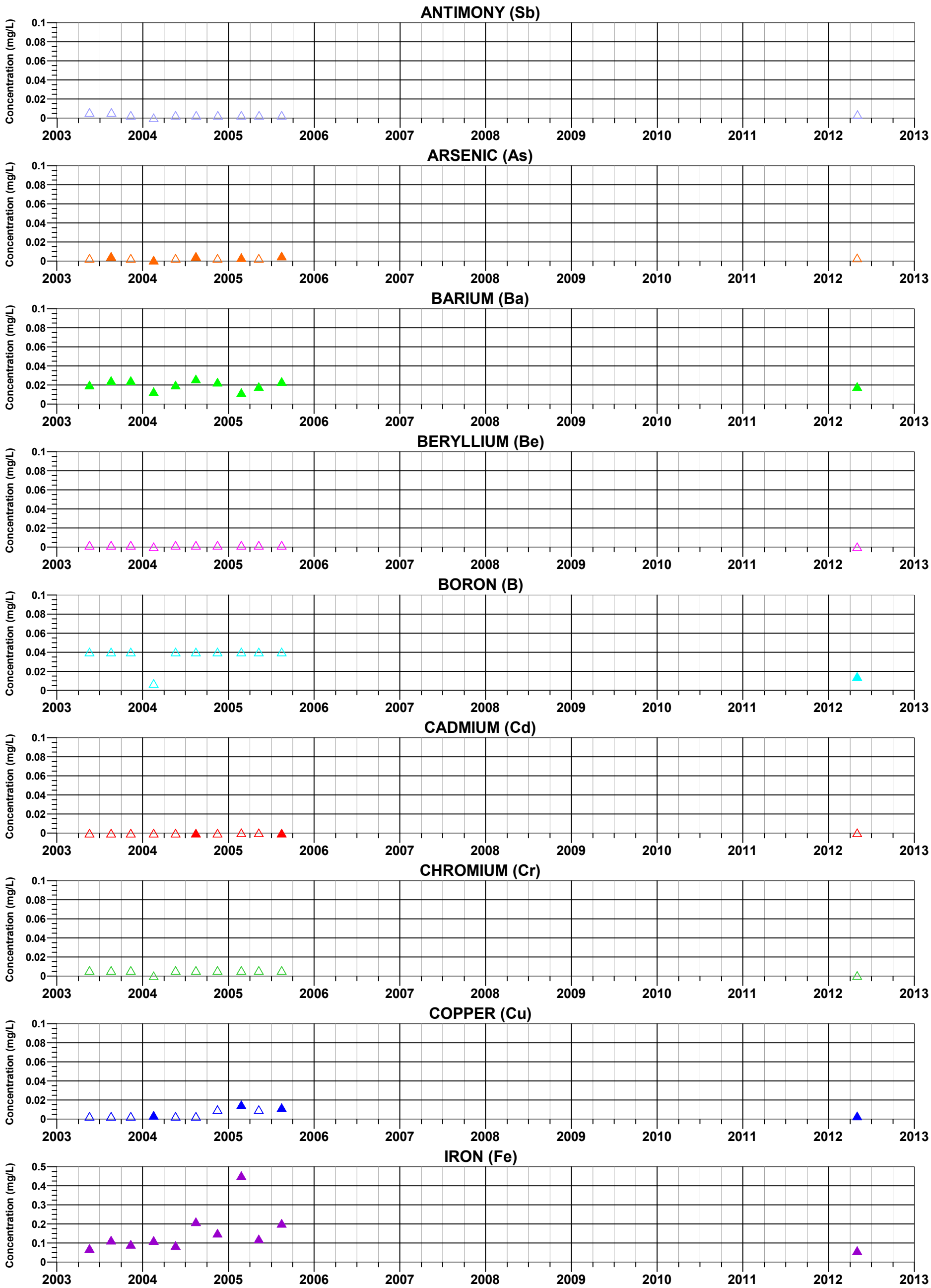

FIGURE C-17a. TIME-SERIES OF METALS CONCENTRATIONS AT DC 8.8 C
RESOLUTION PROJECT

MONTGOMERY & ASSOCIATES

S:/605.6/Surface_Water_Baseline_Assessment/TimeSeriesGraphs/DC8.8C_Metals1.grf 13Sep2012

EXPLANATION

▲ Closed symbols: Detected Values
△ Open symbols: Value below detection limit (plotted at detection limit)

DC 8.8 C

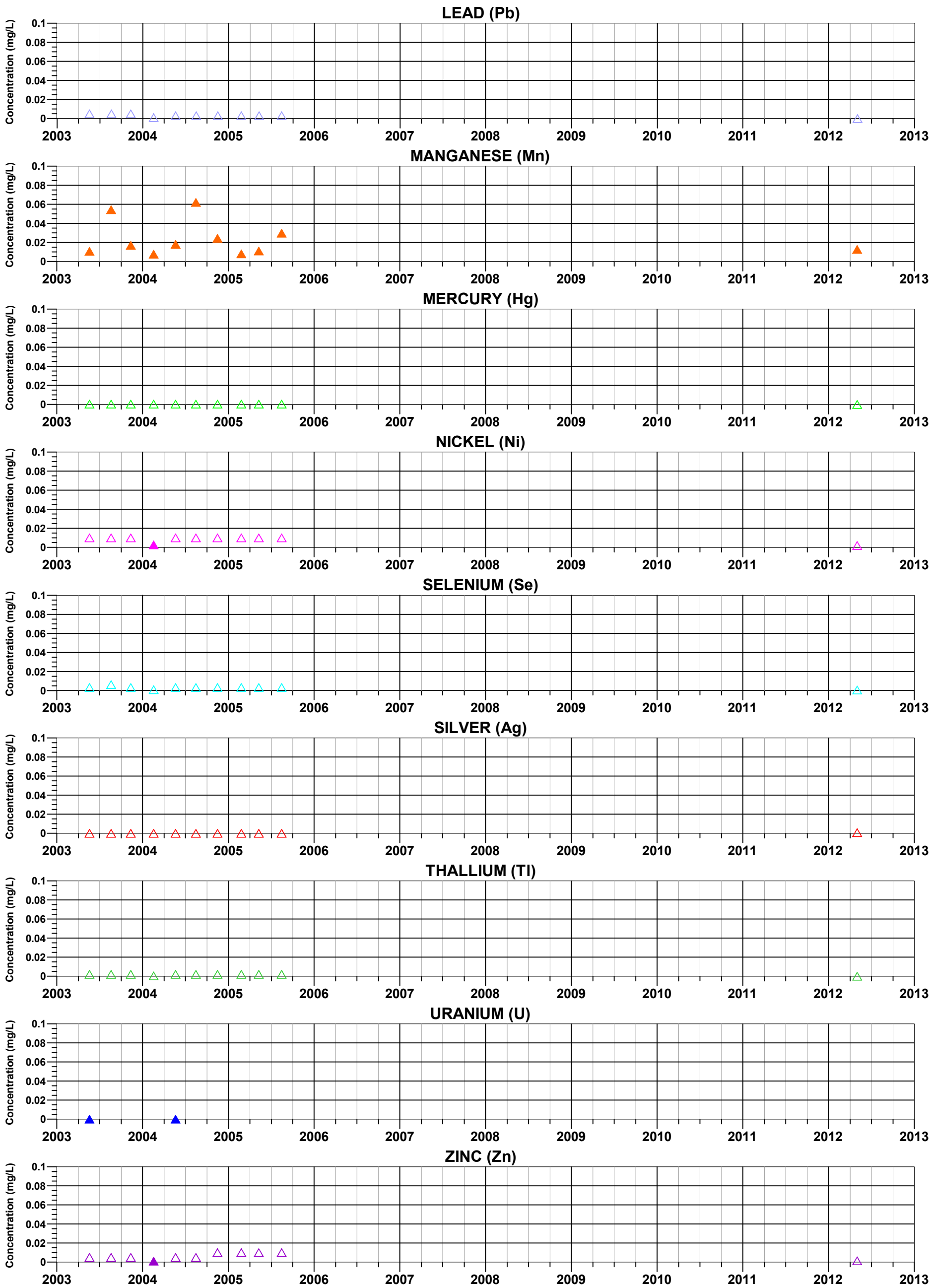

FIGURE C-17b. TIME-SERIES OF METALS CONCENTRATIONS AT DC 8.8 C RESOLUTION PROJECT

MONTGOMERY & ASSOCIATES

S:/605.6/Surface_Water_Baseline_Assessment/TimeSeriesGraphs/DC8.8C_Metals2.grf 13Sep2012

EXPLANATION

▲ Closed symbols: Detected Values
△ Open symbols: Value below detection limit (plotted at detection limit)

DC 8.8 C

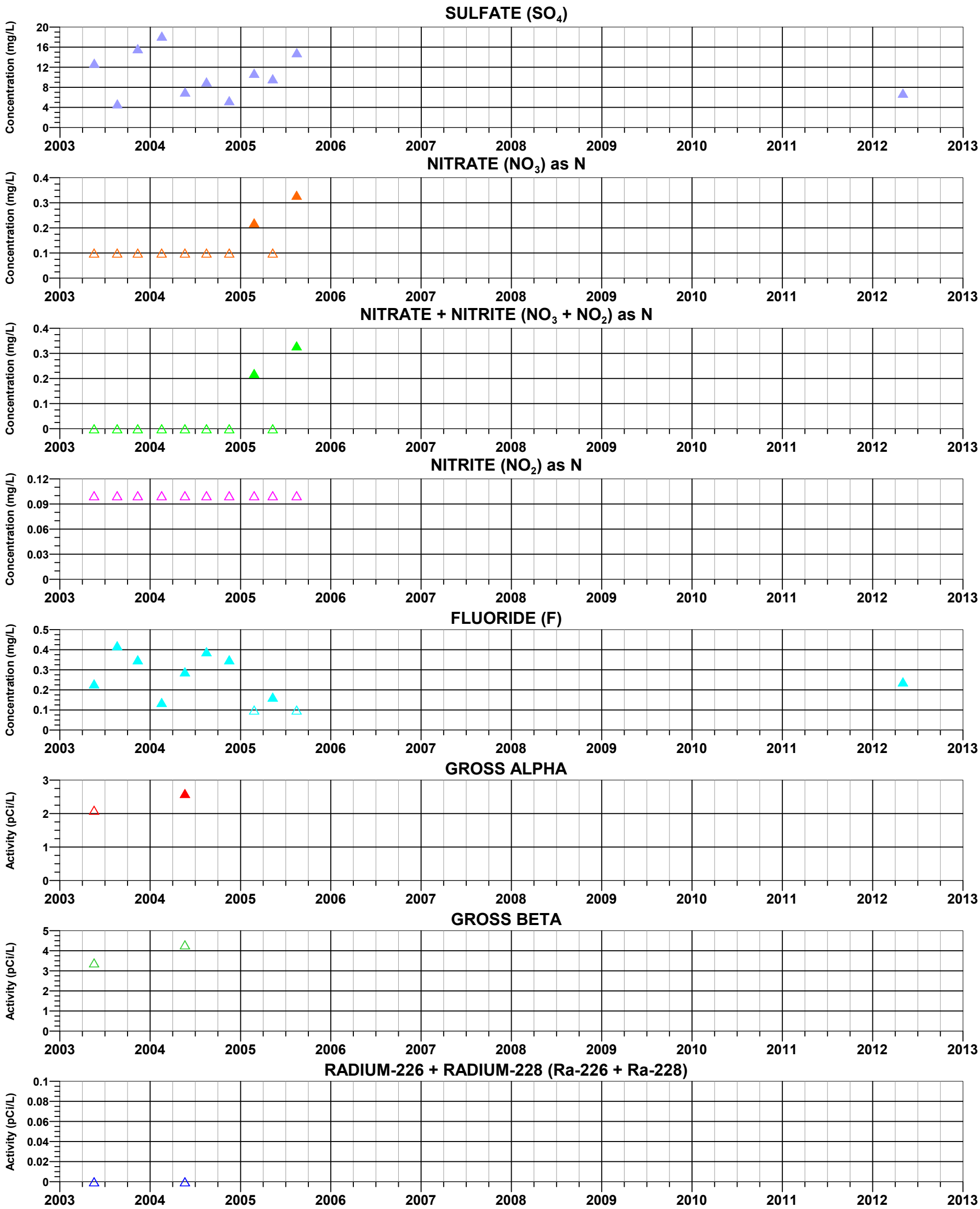

FIGURE C-17c. TIME-SERIES OF NON-METALS CONCENTRATIONS AND RADIOLOGICALS AT DC 8.8 C, RESOLUTION PROJECT

MONTGOMERY & ASSOCIATES

S:/605.6/Surface_Water_Baseline_Assessment/TimeSeriesGraphs/DC8.8C_NonMetals.grf 13Sep2012

EXPLANATION

▲ Closed symbols: Detected Values
△ Open symbols: Value below detection limit (plotted at detection limit)

DC 8.8 C

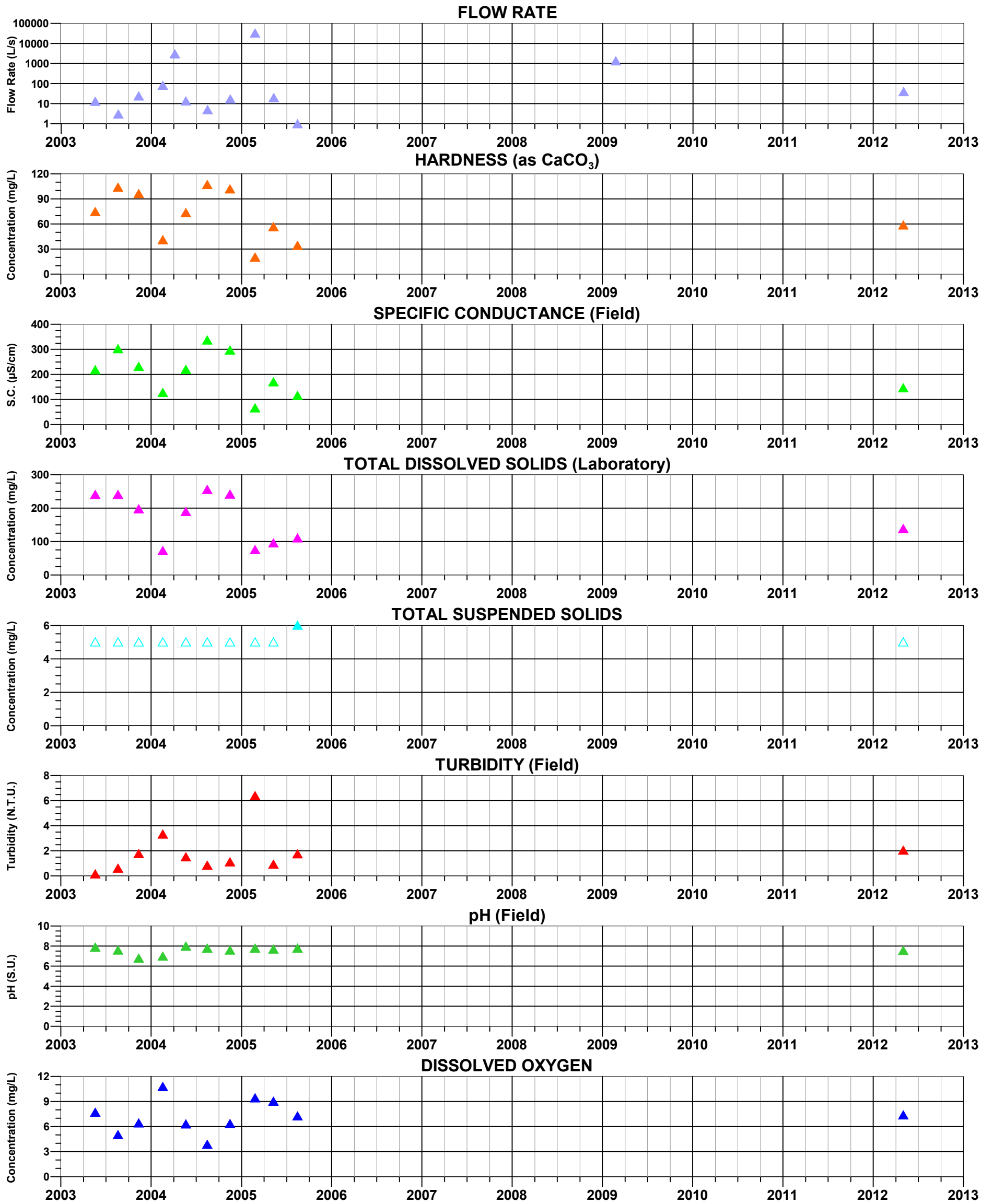

FIGURE C-17d. TIME-SERIES OF FIELD AND LABORATORY PARAMETERS AT DC 8.8 C
RESOLUTION PROJECT

MONTGOMERY & ASSOCIATES

S:/605.6/Surface_Water_Baseline_Assessment/TimeSeriesGraphs/DC8.8C_Parameters.grf 13Sep2012

EXPLANATION

▲ Closed symbols: Detected Values
△ Open symbols: Value below detection limit (plotted at detection limit)

GOVERNMENT SPRINGS

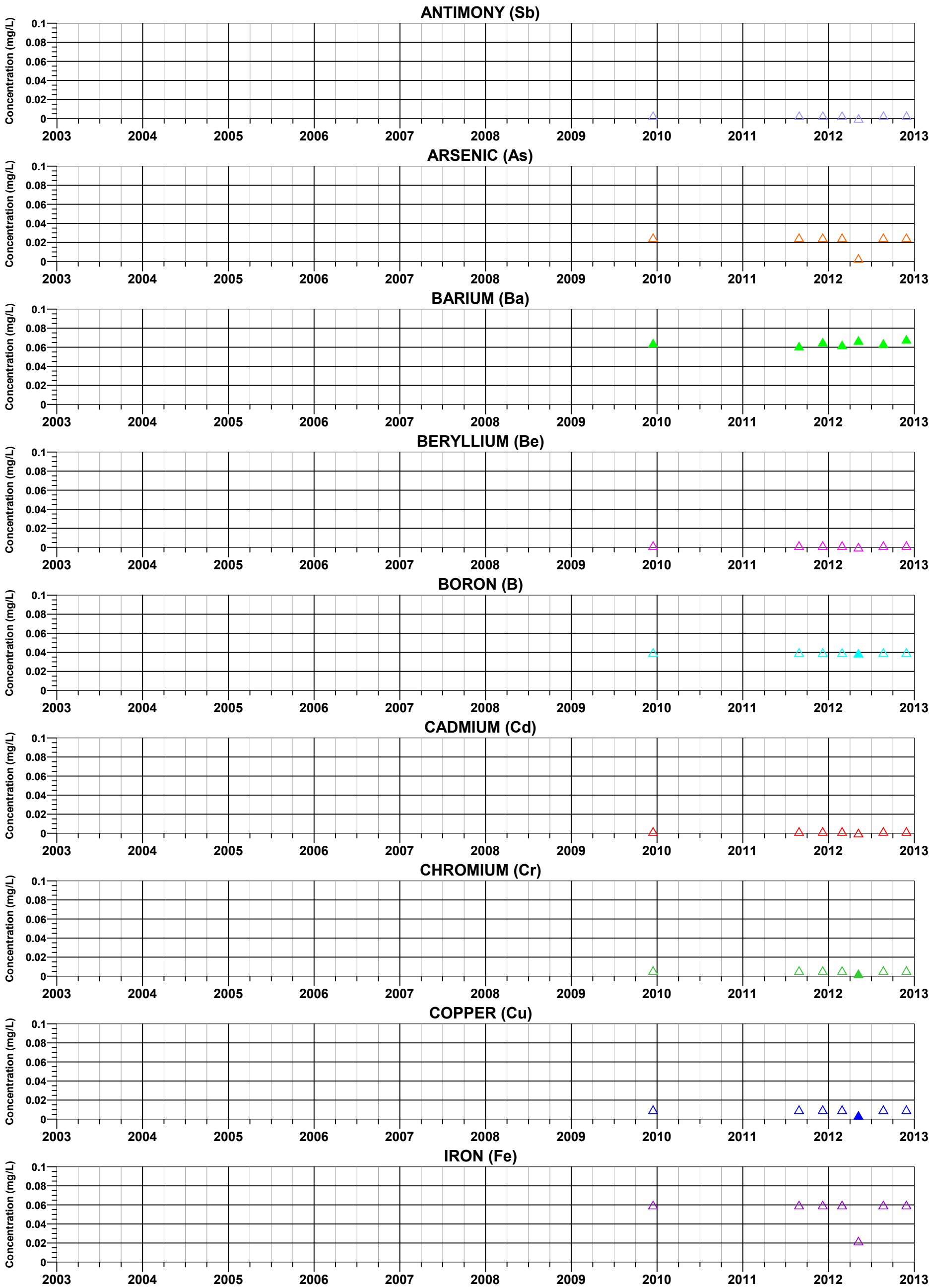

FIGURE C-18a. TIME-SERIES OF METALS CONCENTRATIONS AT GOVERNMENT SPRINGS RESOLUTION PROJECT

MONTGOMERY & ASSOCIATES

S:/605.6/Surface_Water_Baseline_Assessment/TimeSeriesGraphs/GovernmentSprings_Metals1.grf 18Apr2013

EXPLANATION

▲ Closed symbols: Detected Values
△ Open symbols: Value below detection limit (plotted at detection limit)

GOVERNMENT SPRINGS

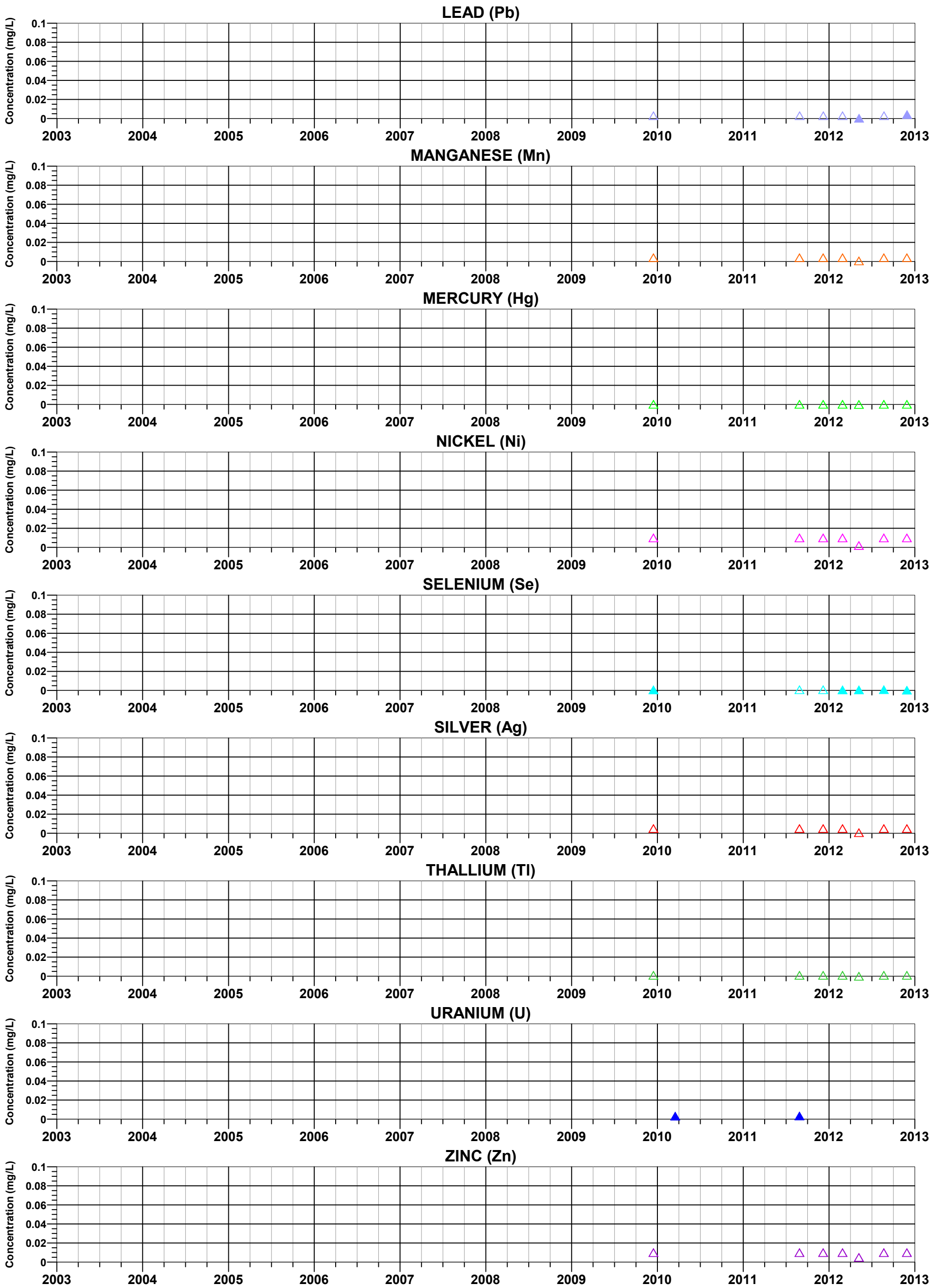

FIGURE C-18b. TIME-SERIES OF METALS CONCENTRATIONS AT GOVERNMENT SPRINGS RESOLUTION PROJECT

MONTGOMERY & ASSOCIATES

S:/605.6/Surface_Water_Baseline_Assessment/TimeSeriesGraphs/GovernmentSprings_Metals2.grf 18Apr2013

EXPLANATION

▲ Closed symbols: Detected Values
△ Open symbols: Value below detection limit (plotted at detection limit)

GOVERNMENT SPRINGS

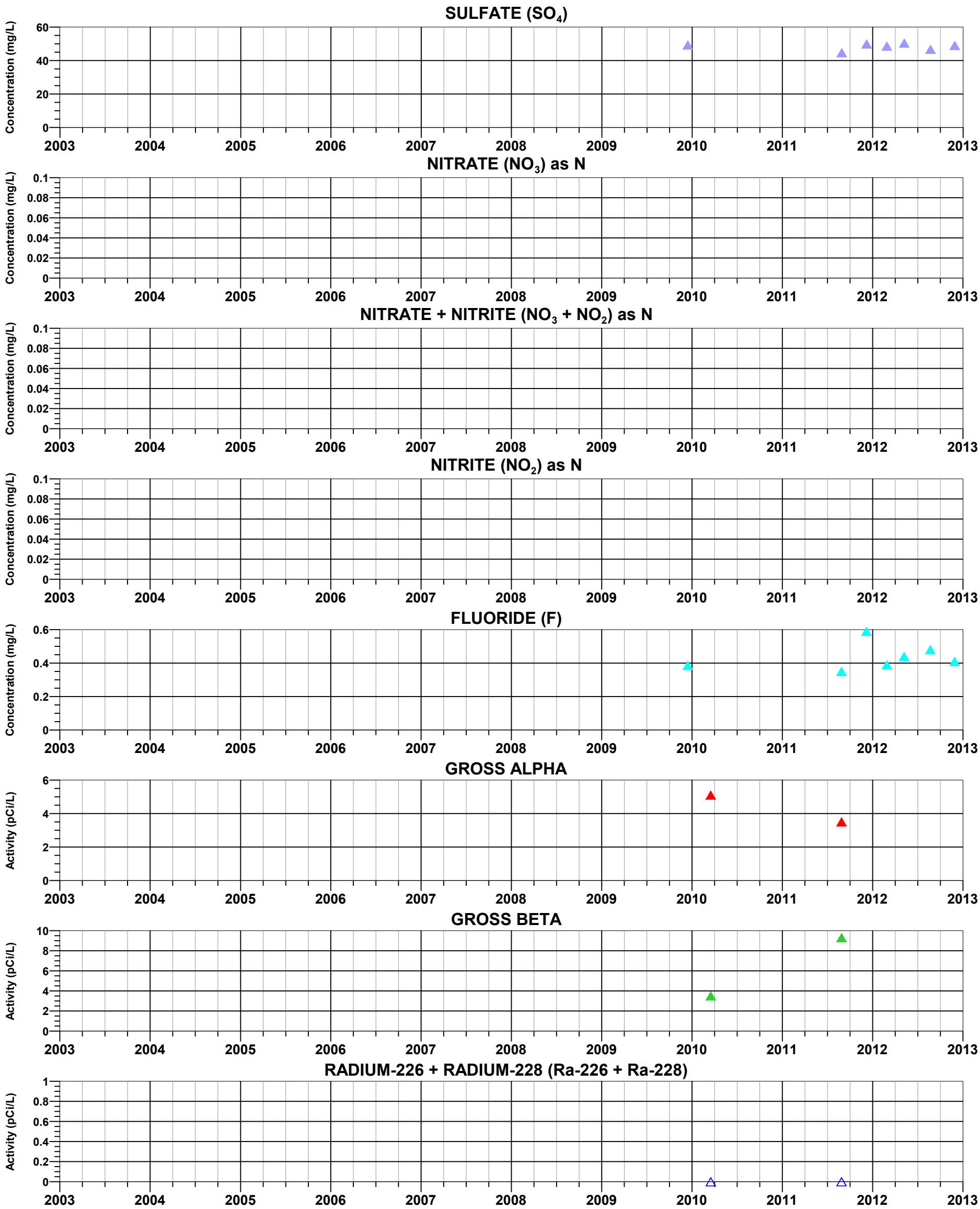

FIGURE C-18c. TIME-SERIES OF NON-METALS CONCENTRATIONS AND RADIOLOGICALS AT GOVERNMENT SPRINGS, RESOLUTION PROJECT

MONTGOMERY & ASSOCIATES

S:/605.6/Surface_Water_Baseline_Assessment/TimeSeriesGraphs/GovernmentSprings_NonMetals.grf 18Apr2013

EXPLANATION

▲ Closed symbols: Detected Values
△ Open symbols: Value below detection limit (plotted at detection limit)

GOVERNMENT SPRINGS

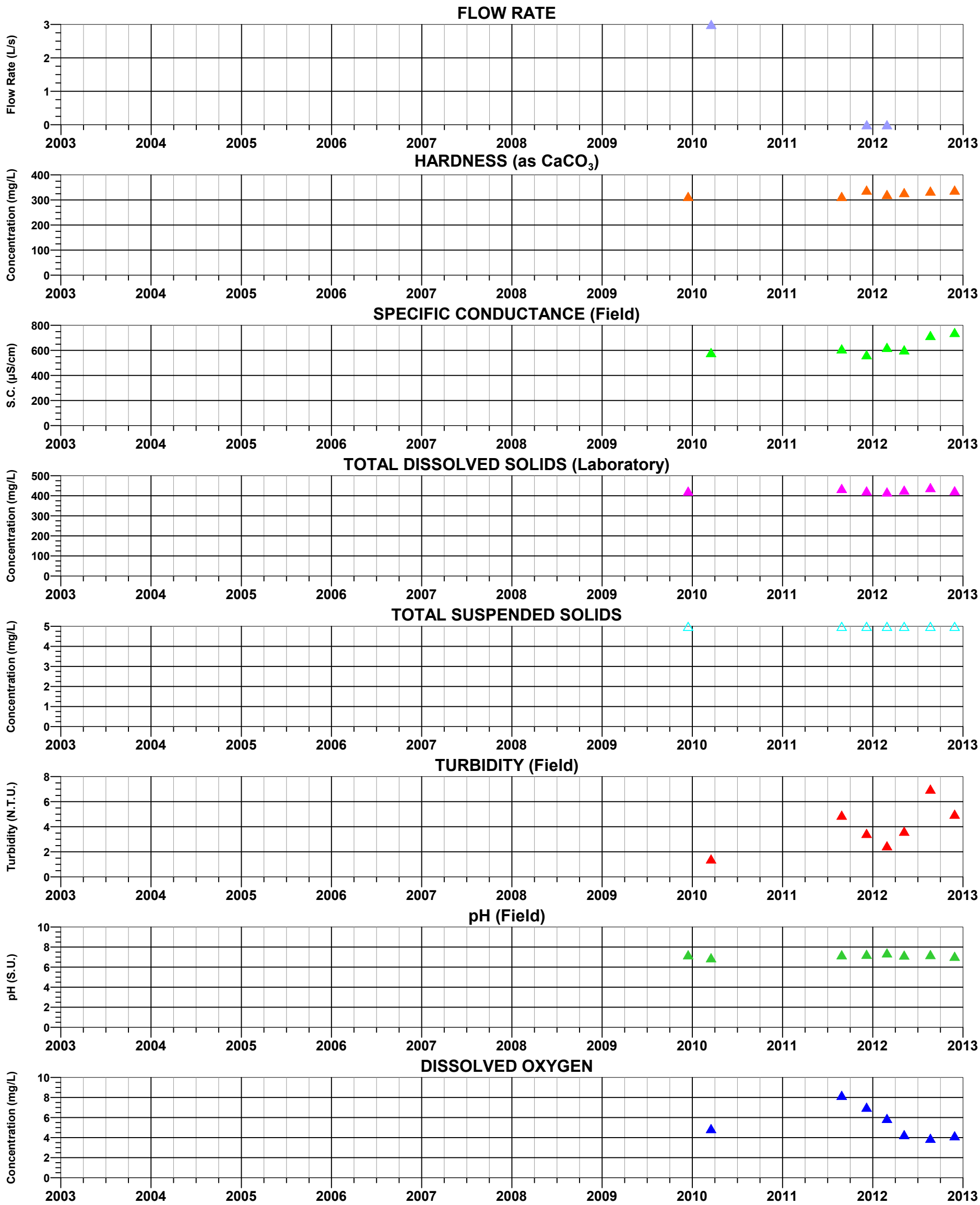

FIGURE C-18d. TIME-SERIES OF FIELD AND LABORATORY PARAMETERS AT GOVERNMENT SPRINGS, RESOLUTION PROJECT

MONTGOMERY & ASSOCIATES

S:/605.6/Surface_Water_Baseline_Assessment/TimeSeriesGraphs/GovernmentSprings_Parameters.grf 18Apr2013

EXPLANATION

▲ Closed symbols: Detected Values
△ Open symbols: Value below detection limit (plotted at detection limit)

H 0.1 C (Hackberry Canyon)

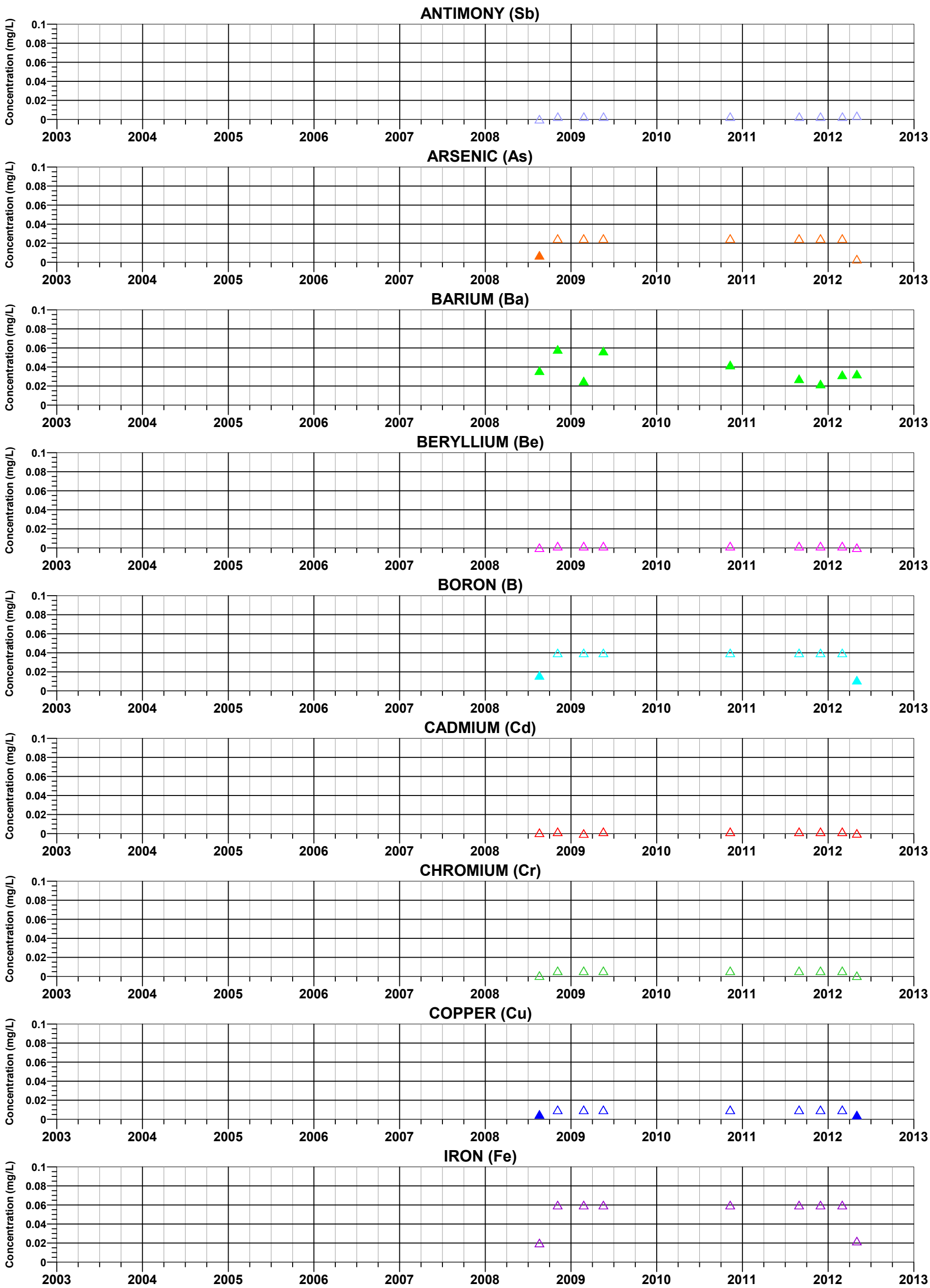

FIGURE C-19a. TIME-SERIES OF METALS CONCENTRATIONS AT H 0.1 C
RESOLUTION PROJECT

MONTGOMERY & ASSOCIATES

S:/605.6/Surface_Water_Baseline_Assessment/TimeSeriesGraphs/H0.1C_Metals1.grf 18Apr2013

EXPLANATION

▲ Closed symbols: Detected Values
△ Open symbols: Value below detection limit (plotted at detection limit)

H 0.1 C (Hackberry Canyon)

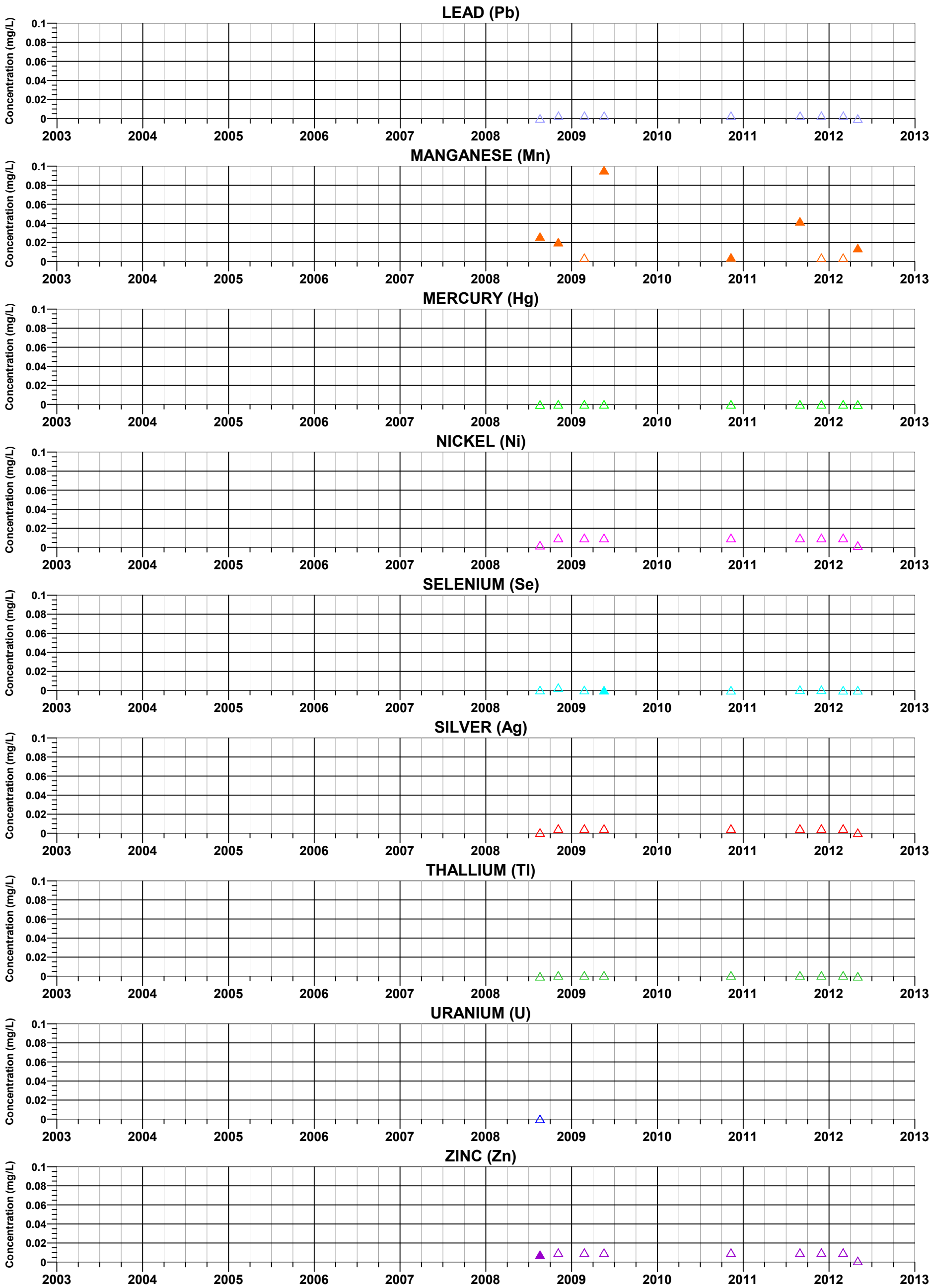

FIGURE C-19b. TIME-SERIES OF METALS CONCENTRATIONS AT H 0.1 C RESOLUTION PROJECT

MONTGOMERY & ASSOCIATES

S:/605.6/Surface_Water_Baseline_Assessment/TimeSeriesGraphs/H0.1C_Metals2.grf 18Apr2013

EXPLANATION

▲ Closed symbols: Detected Values
△ Open symbols: Value below detection limit (plotted at detection limit)

H 0.1 C (Hackberry Canyon)

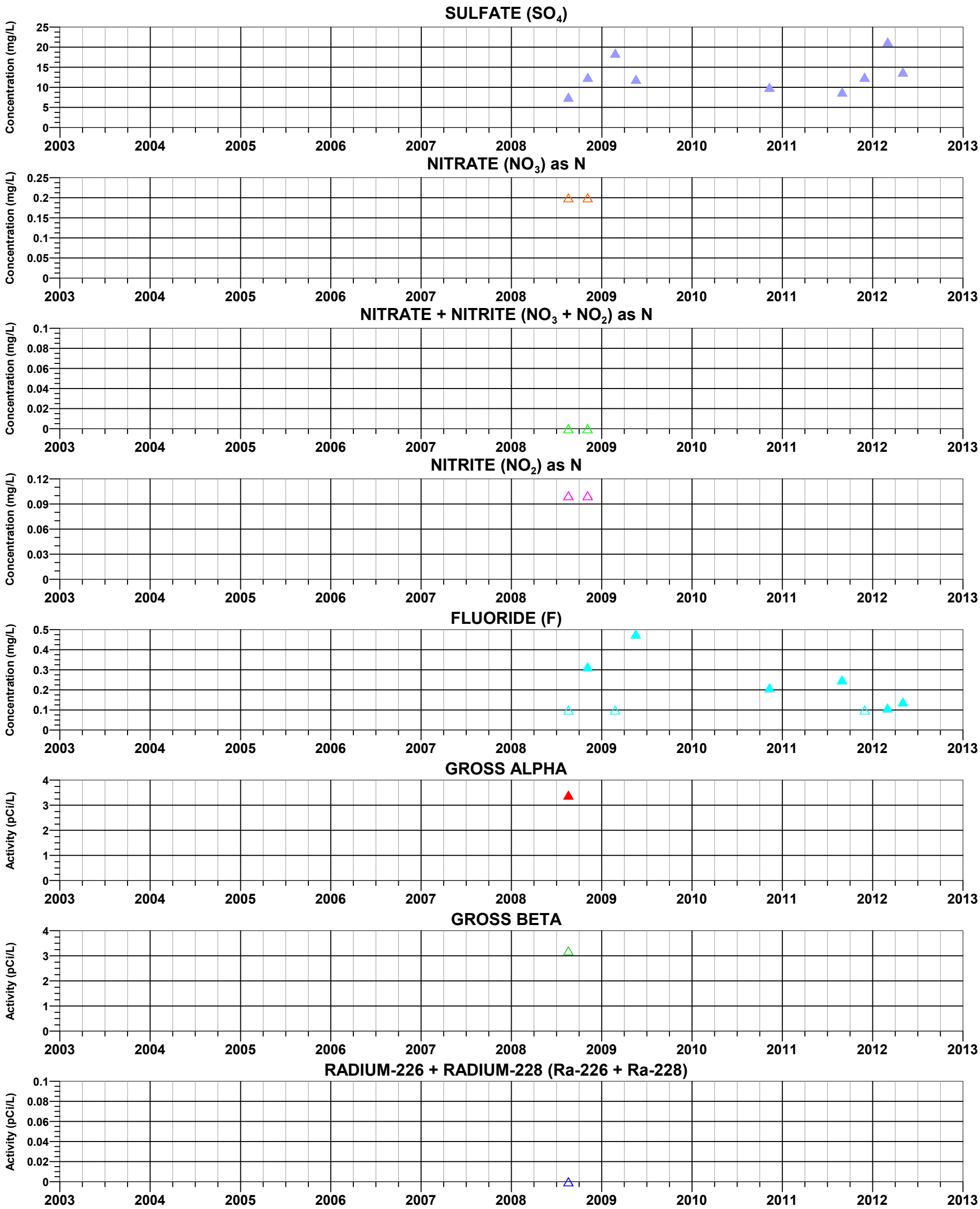

FIGURE C-19c. TIME-SERIES OF NON-METALS CONCENTRATIONS AND RADIOLOGICALS AT H 0.1 C, RESOLUTION PROJECT

MONTGOMERY & ASSOCIATES

S:/605.6/Surface_Water_Baseline_Assessment/TimeSeriesGraphs/H0.1C_NonMetals.grf 18Apr2013

EXPLANATION

▲ Closed symbols: Detected Values
△ Open symbols: Value below detection limit (plotted at detection limit)

H 0.1 C (Hackberry Canyon)

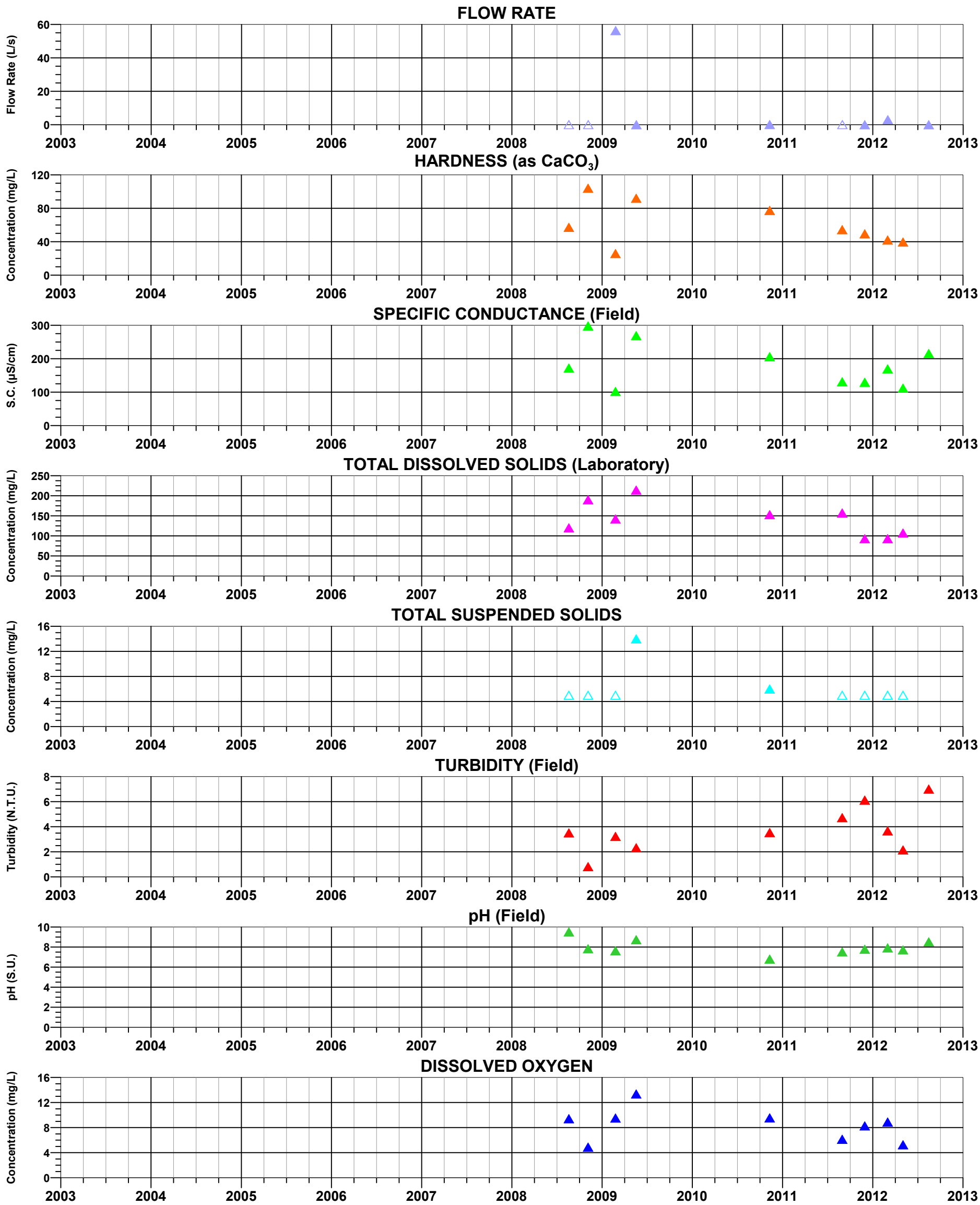

FIGURE C-19d. TIME-SERIES OF FIELD AND LABORATORY PARAMETERS AT H 0.1 C RESOLUTION PROJECT

MONTGOMERY & ASSOCIATES

S:/605.6/Surface_Water_Baseline_Assessment/TimeSeriesGraphs/H0.1C_Parameters.grf 18Apr2013

EXPLANATION

▲ Closed symbols: Detected Values
△ Open symbols: Value below detection limit (plotted at detection limit)

HIDDEN SPRING

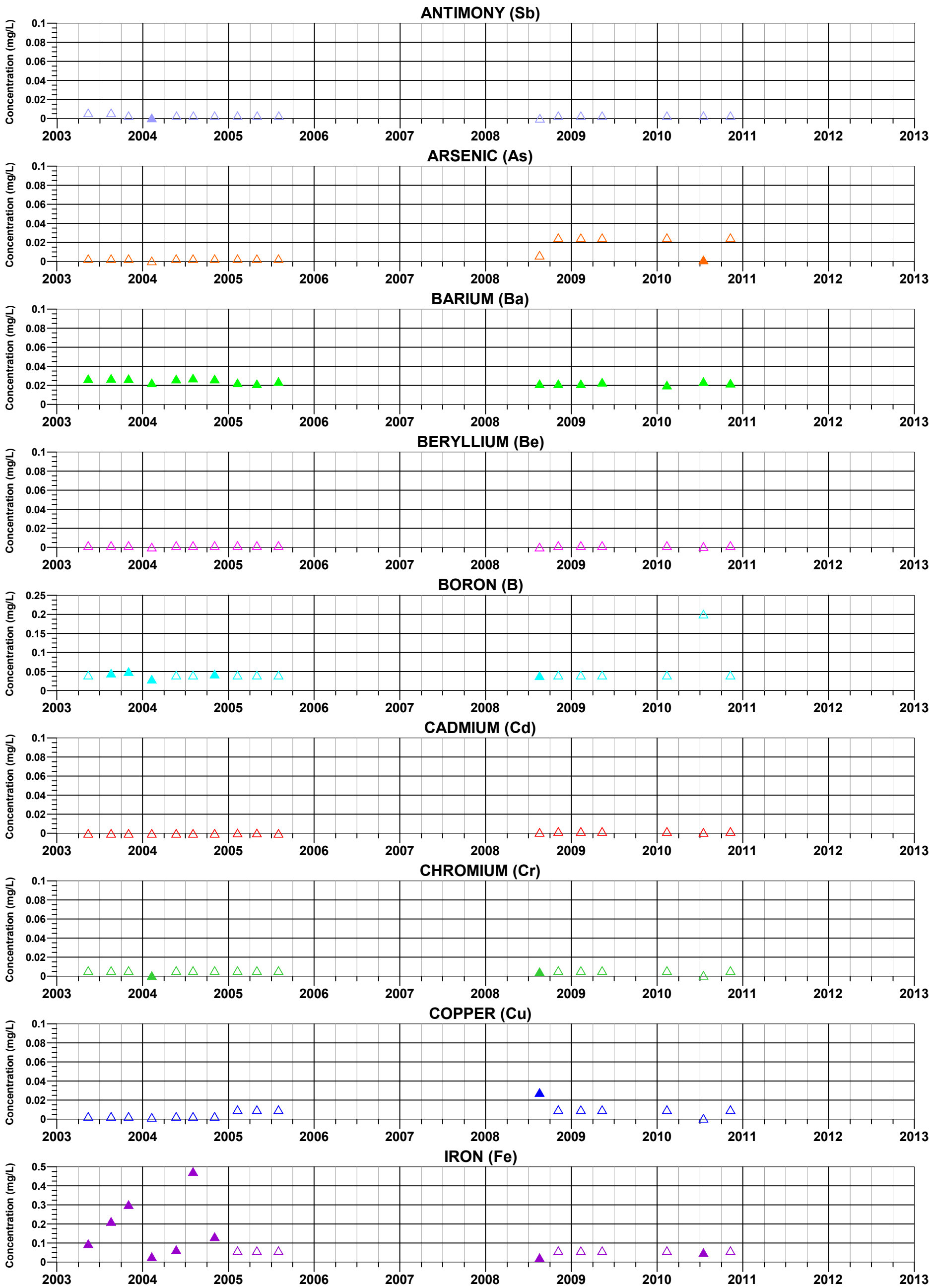

FIGURE C-20a. TIME-SERIES OF METALS CONCENTRATIONS AT HIDDEN SPRING RESOLUTION PROJECT

MONTGOMERY & ASSOCIATES

S:/605.6/Surface_Water_Baseline_Assessment/TimeSeriesGraphs/HiddenSpring_Metals1.grf 14Sep2012

EXPLANATION

▲ Closed symbols: Detected Values
△ Open symbols: Value below detection limit (plotted at detection limit)

HIDDEN SPRING

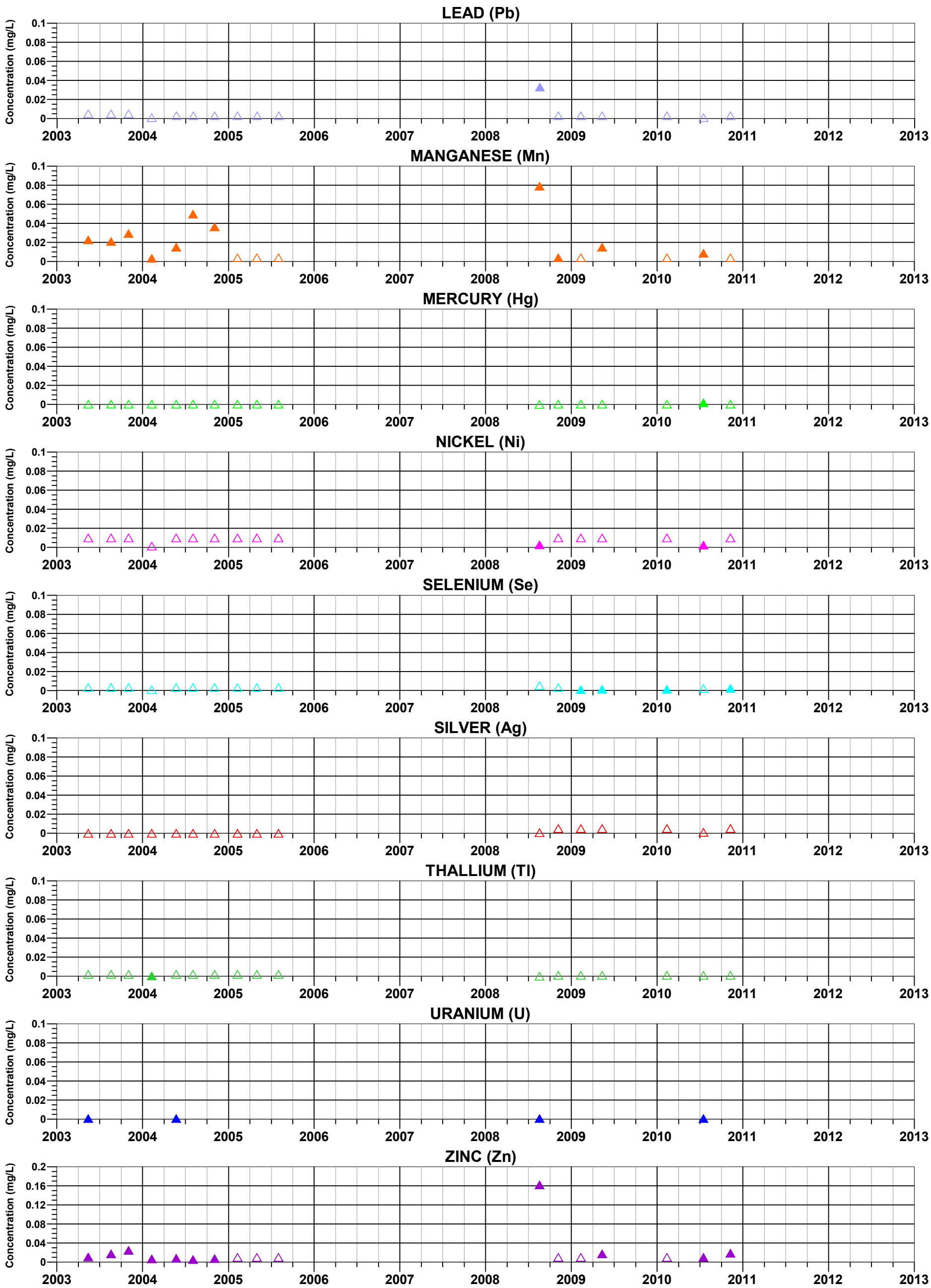

FIGURE C-20b. TIME-SERIES OF METALS CONCENTRATIONS AT HIDDEN SPRING RESOLUTION PROJECT

MONTGOMERY & ASSOCIATES

S:/605.6/Surface_Water_Baseline_Assessment/TimeSeriesGraphs/HiddenSpring_Metals2.grf 14Sep2012

EXPLANATION

▲ Closed symbols: Detected Values
△ Open symbols: Value below detection limit (plotted at detection limit)

HIDDEN SPRING

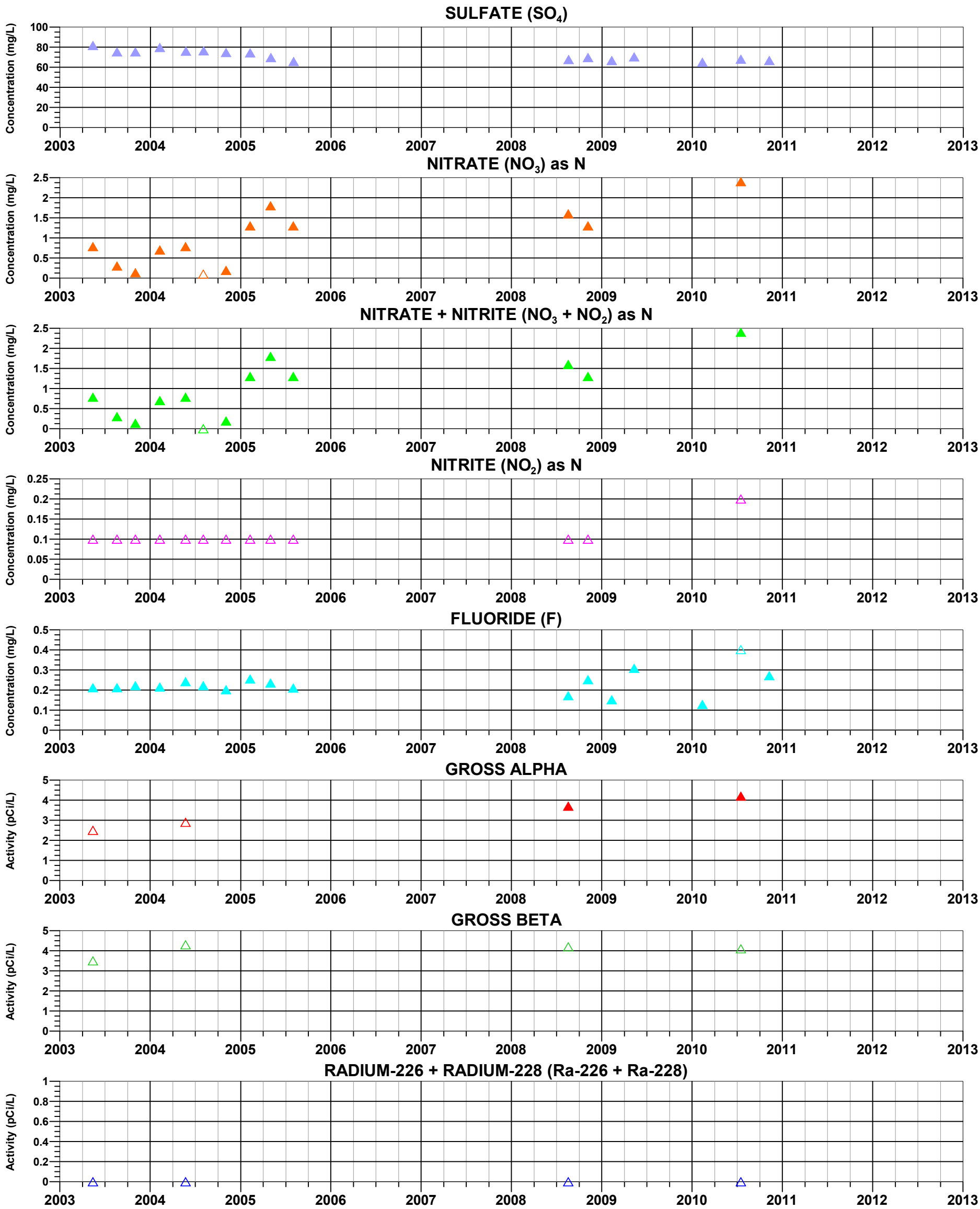

FIGURE C-20c. TIME-SERIES OF NON-METALS CONCENTRATIONS AND RADIOLOGICALS AT HIDDEN SPRING, RESOLUTION PROJECT

MONTGOMERY & ASSOCIATES

S:/605.6/Surface_Water_Baseline_Assessment/TimeSeriesGraphs/HiddenSpring_NonMetals.grf 14Sep2012

EXPLANATION

▲ Closed symbols: Detected Values
△ Open symbols: Value below detection limit (plotted at detection limit)

HIDDEN SPRING

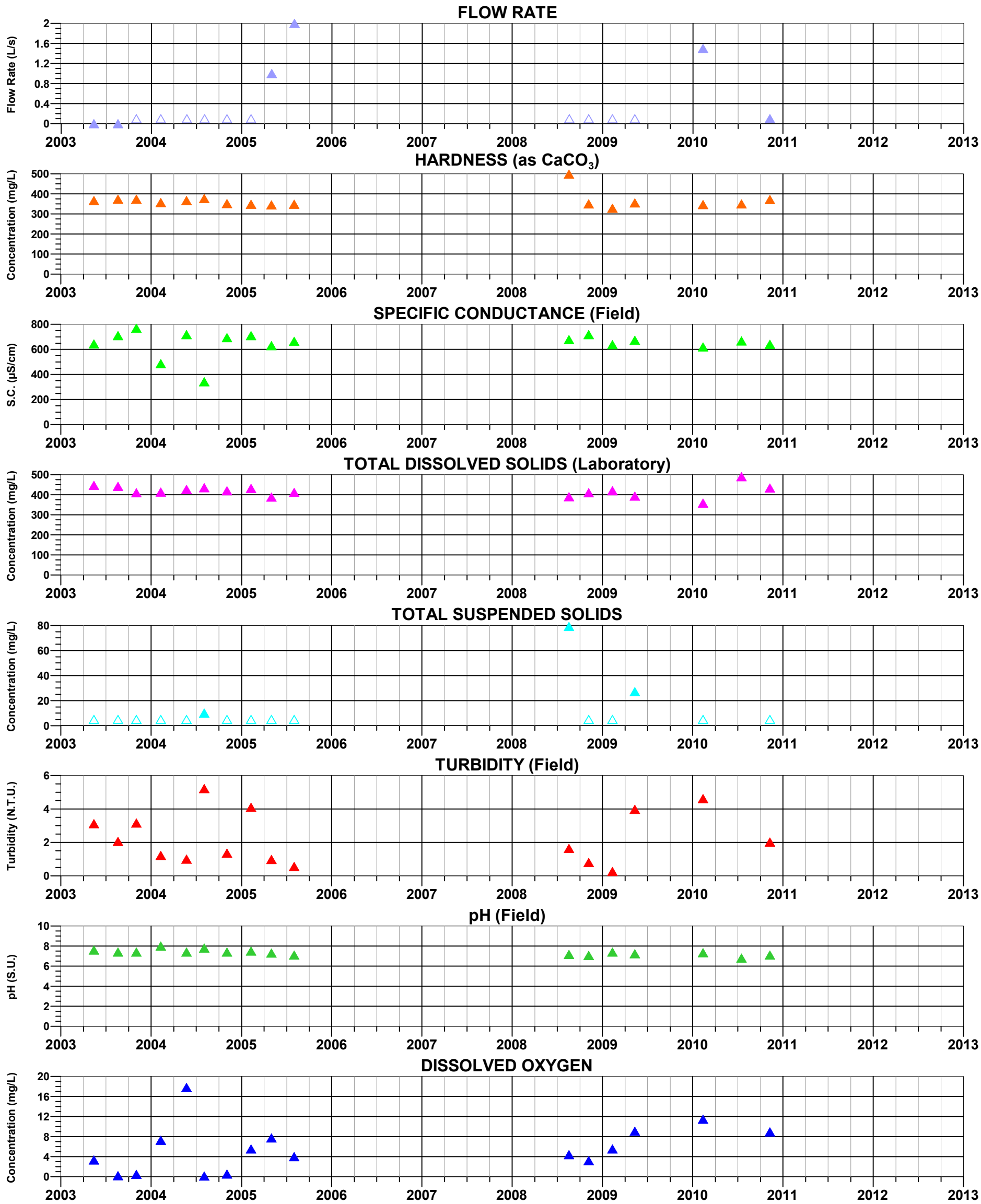

FIGURE C_20d. TIME-SERIES OF FIELD AND LABORATORY PARAMETERS AT HIDDEN SPRING, RESOLUTION PROJECT

MONTGOMERY & ASSOCIATES

S:/605.6/Surface_Water_Baseline_Assessment/TimeSeriesGraphs/HiddenSpring_Parameters.grf 14Sep2012

EXPLANATION

▲ Closed symbols: Detected Values
△ Open symbols: Value below detection limit (plotted at detection limit)

IC 1.0 C (Iron Canyon)

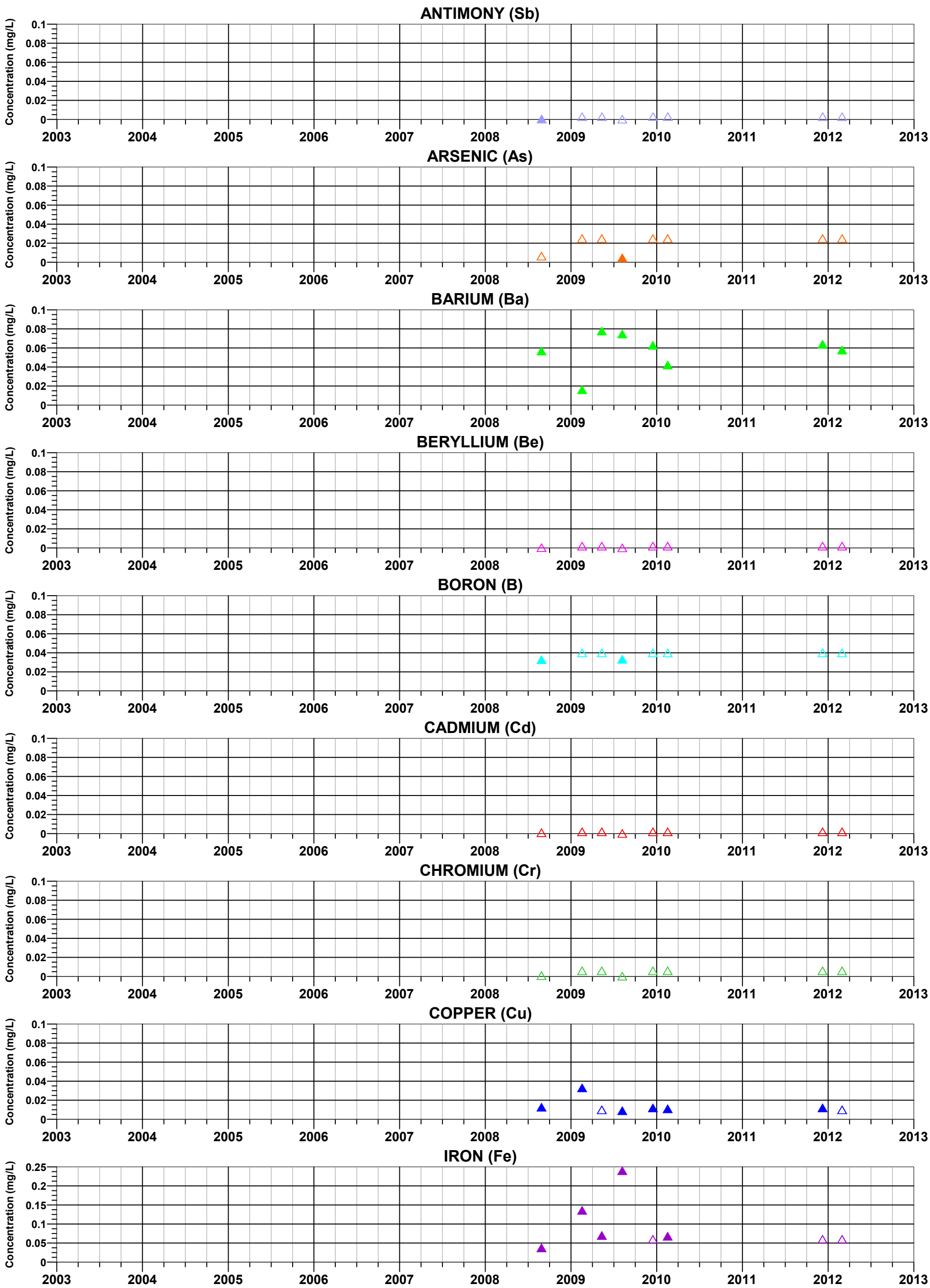

FIGURE C-21a. TIME-SERIES OF METALS CONCENTRATIONS AT IC 1.0 C
RESOLUTION PROJECT

MONTGOMERY & ASSOCIATES

S:/605.6/Surface_Water_Baseline_Assessment/TimeSeriesGraphs/IC1.0C_Metals1.grf 18Apr2013

EXPLANATION

▲ Closed symbols: Detected Values
△ Open symbols: Value below detection limit (plotted at detection limit)

IC 1.0 C (Iron Canyon)

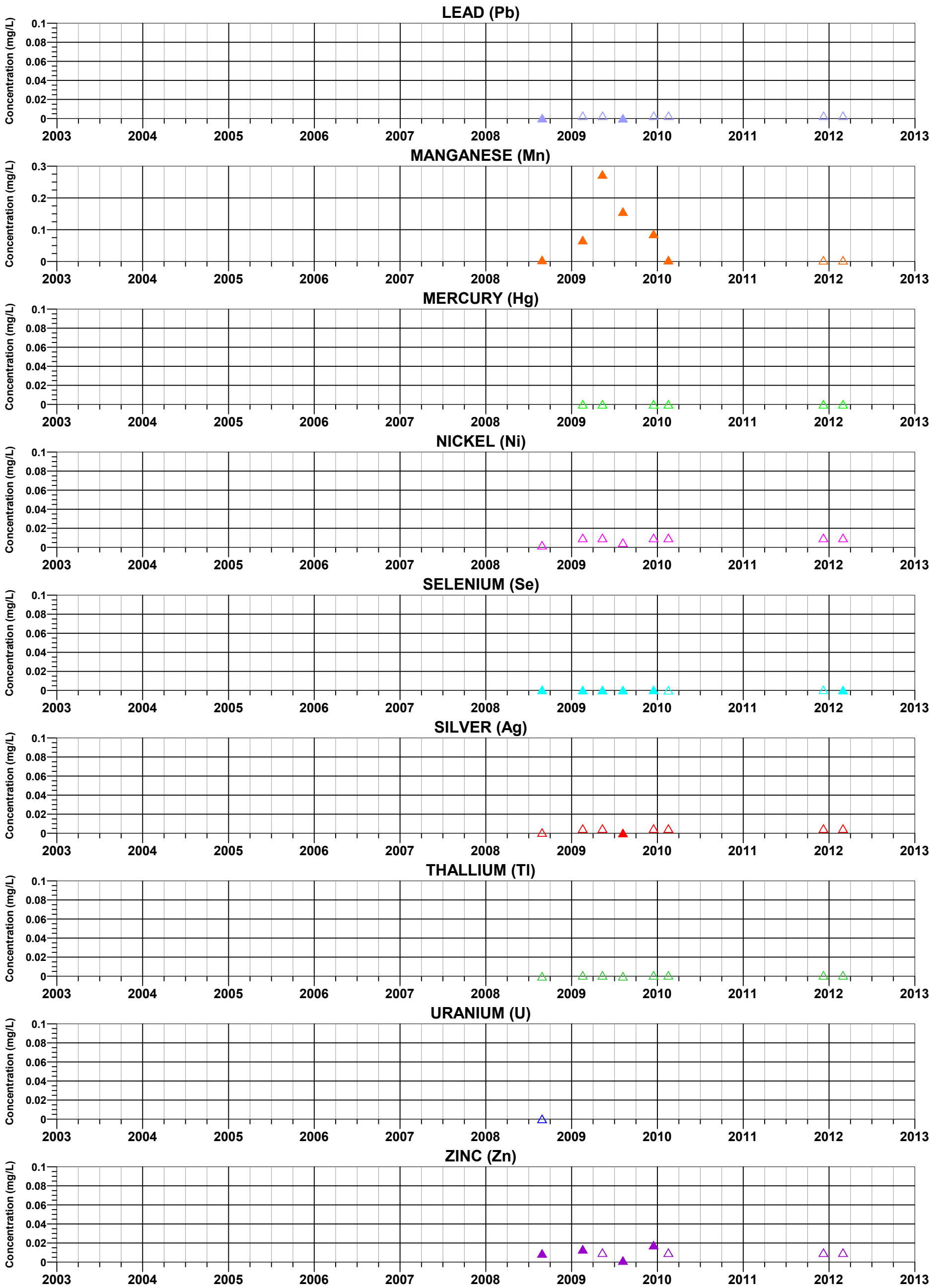

FIGURE C-21b. TIME-SERIES OF METALS CONCENTRATIONS AT IC 1.0 C
RESOLUTION PROJECT

MONTGOMERY & ASSOCIATES

S:/605.6/Surface_Water_Baseline_Assessment/TimeSeriesGraphs/IC1.0C_Metals2.grf 18Apr2013

EXPLANATION

▲ Closed symbols: Detected Values
△ Open symbols: Value below detection limit (plotted at detection limit)

IC 1.0 C (Iron Canyon)

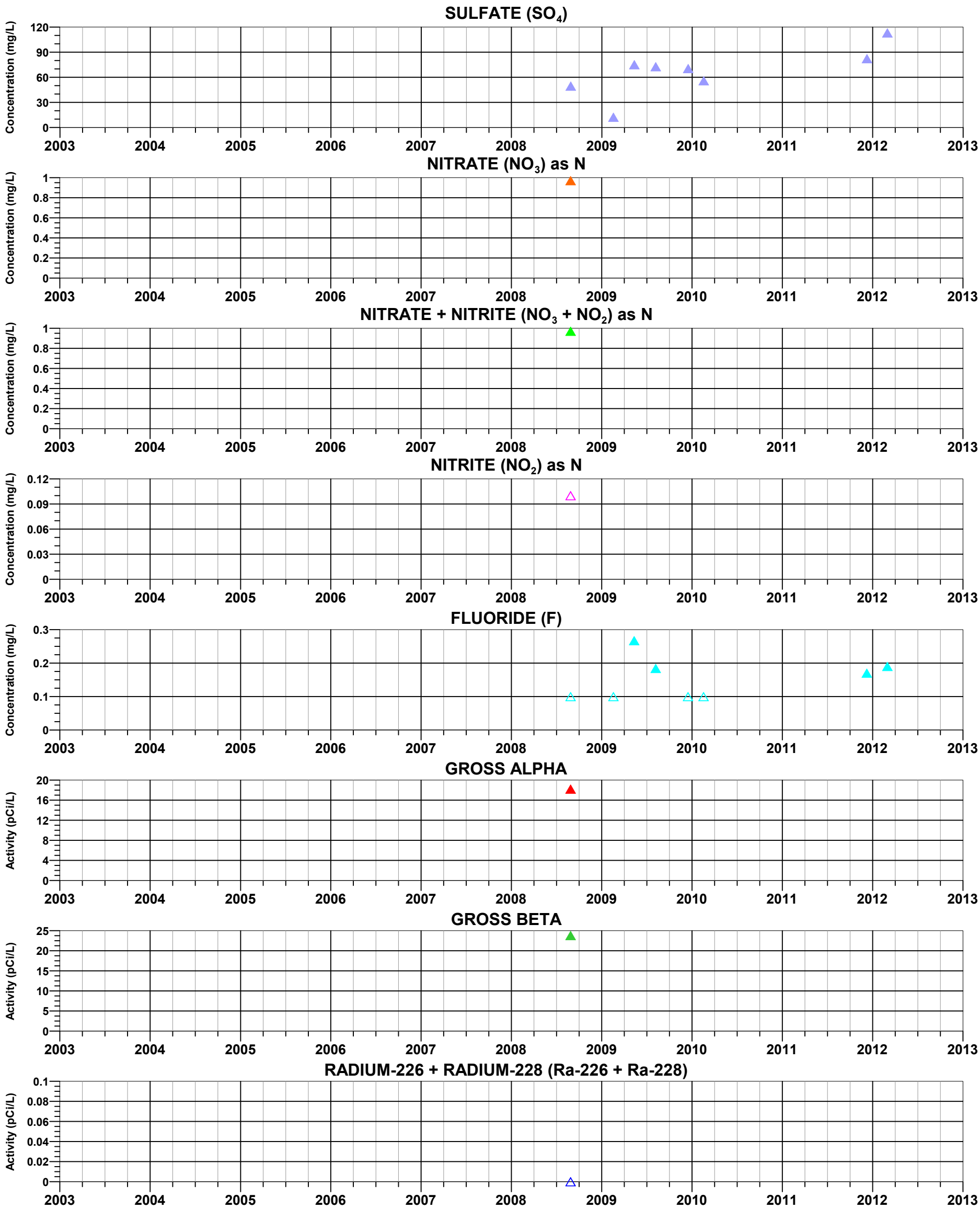

FIGURE C-21c. TIME-SERIES OF NON-METALS CONCENTRATIONS AND RADIOLOGICALS AT IC 1.0 C, RESOLUTION PROJECT

MONTGOMERY & ASSOCIATES

S:/605.6/Surface_Water_Baseline_Assessment/TimeSeriesGraphs/IC1.0C_NonMetals.grf 18Apr2013

EXPLANATION

▲ Closed symbols: Detected Values
△ Open symbols: Value below detection limit (plotted at detection limit)

IC 1.0 C (Iron Canyon)

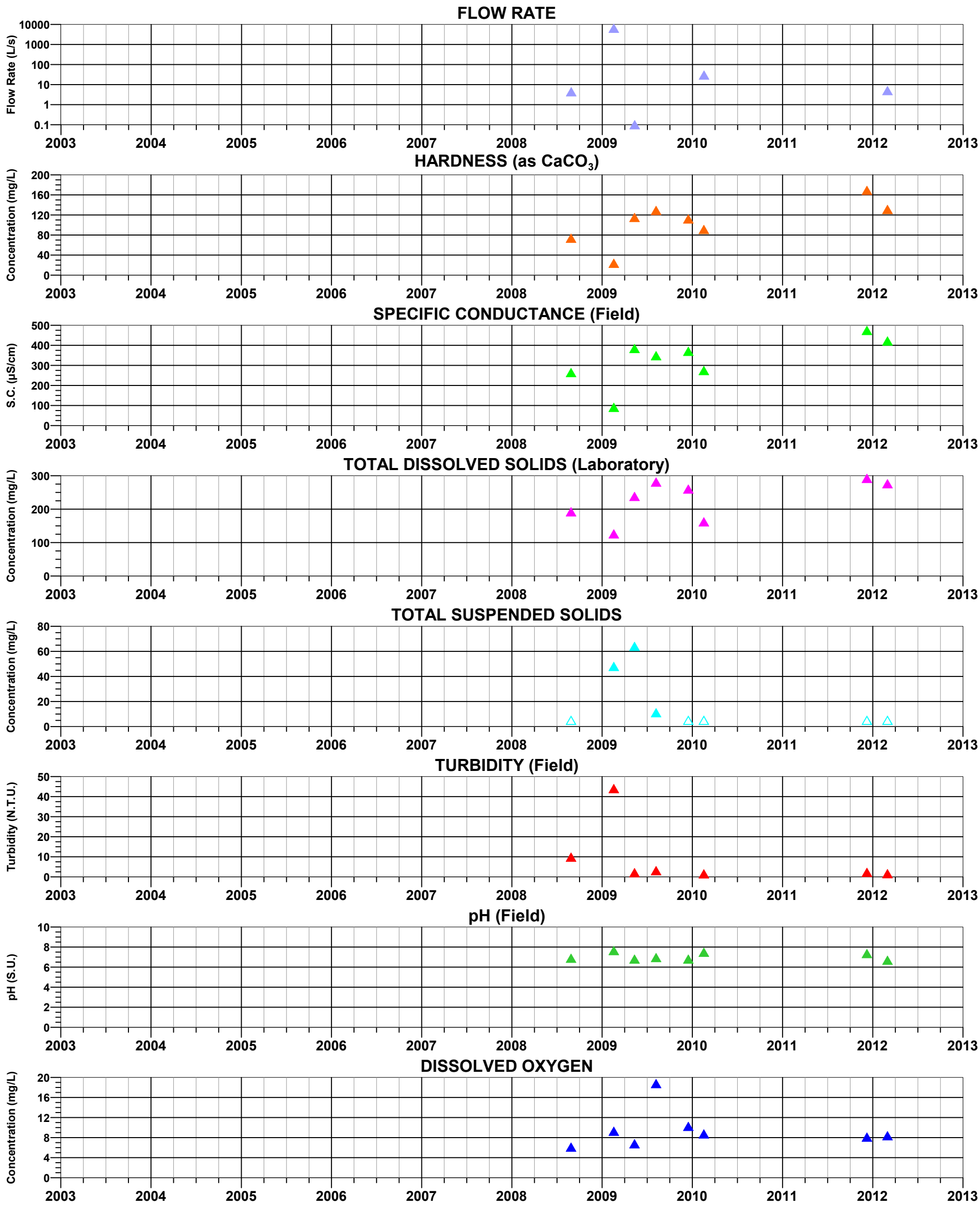

FIGURE C-21d. TIME-SERIES OF FIELD AND LABORATORY PARAMETERS AT IC 1. 0 C RESOLUTION PROJECT

MONTGOMERY & ASSOCIATES

S:/605.6/Surface_Water_Baseline_Assessment/TimeSeriesGraphs/IC1.0C_Parameters.grf 18Apr2013

EXPLANATION

▲ Closed symbols: Detected Values
△ Open symbols: Value below detection limit (plotted at detection limit)

KANE SPRING



FIGURE C-22a. TIME-SERIES OF METALS CONCENTRATIONS AT KANE SPRING RESOLUTION PROJECT

MONTGOMERY & ASSOCIATES

S:/605.6/Surface_Water_Baseline_Assessment/TimeSeriesGraphs/KaneSpring_Metals1.grf 17Sep2012

EXPLANATION

▲ Closed symbols: Detected Values
△ Open symbols: Value below detection limit (plotted at detection limit)

KANE SPRING



FIGURE C-22b. TIME-SERIES OF METALS CONCENTRATIONS AT KANE SPRING RESOLUTION PROJECT

MONTGOMERY & ASSOCIATES

S:/605.6/Surface_Water_Baseline_Assessment/TimeSeriesGraphs/KaneSpring_Metals2.grf 17Sep2012

EXPLANATION

▲ Closed symbols: Detected Values
△ Open symbols: Value below detection limit (plotted at detection limit)

KANE SPRING

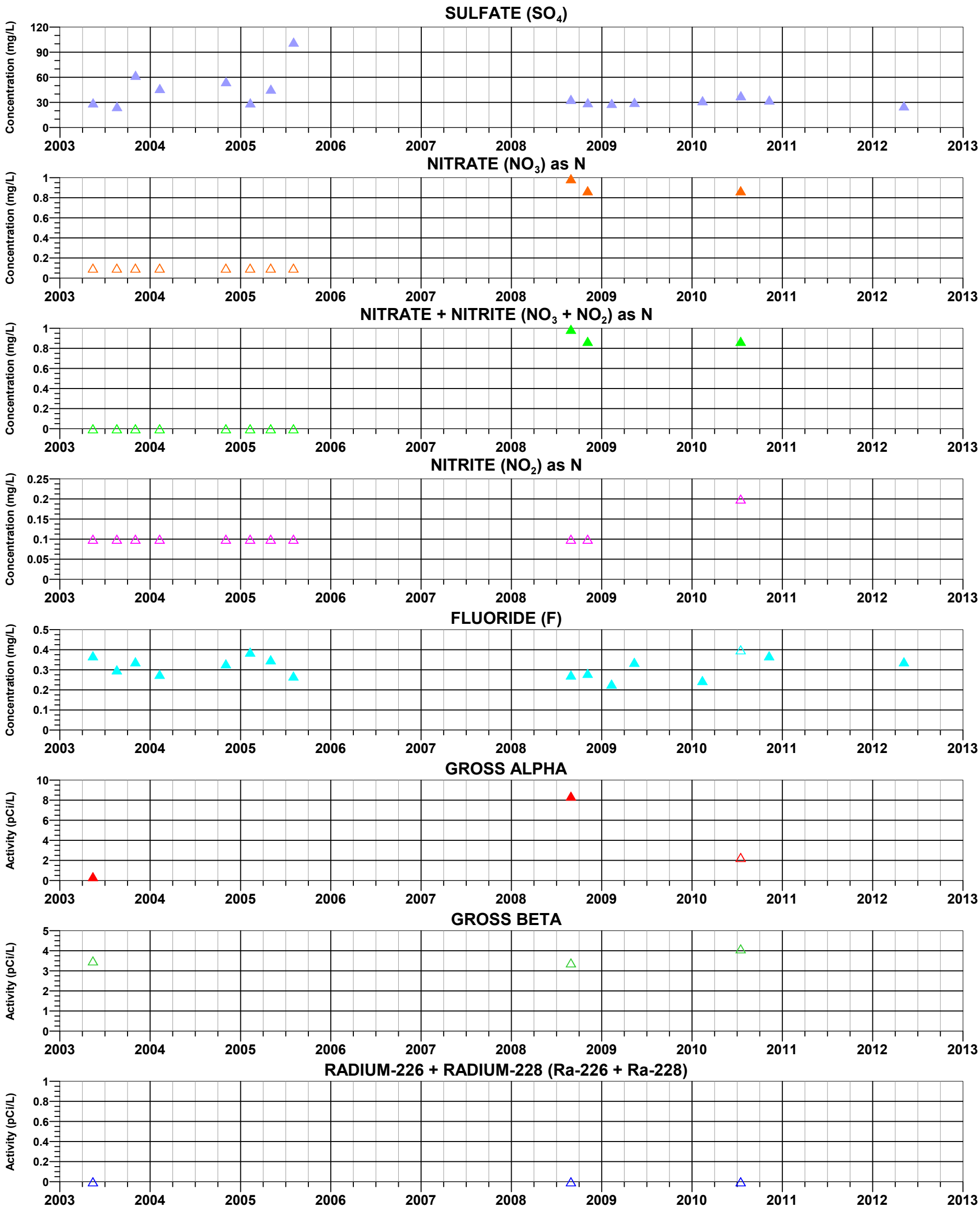

FIGURE C-22c. TIME-SERIES OF NON-METALS CONCENTRATIONS AND RADIOLOGICALS AT KANE SPRING, RESOLUTION PROJECT

MONTGOMERY & ASSOCIATES

S:/605.6/Surface_Water_Baseline_Assessment/TimeSeriesGraphs/KaneSpring_NonMetals.grf 17Sep2012

EXPLANATION

▲ Closed symbols: Detected Values
△ Open symbols: Value below detection limit (plotted at detection limit)

KANE SPRING

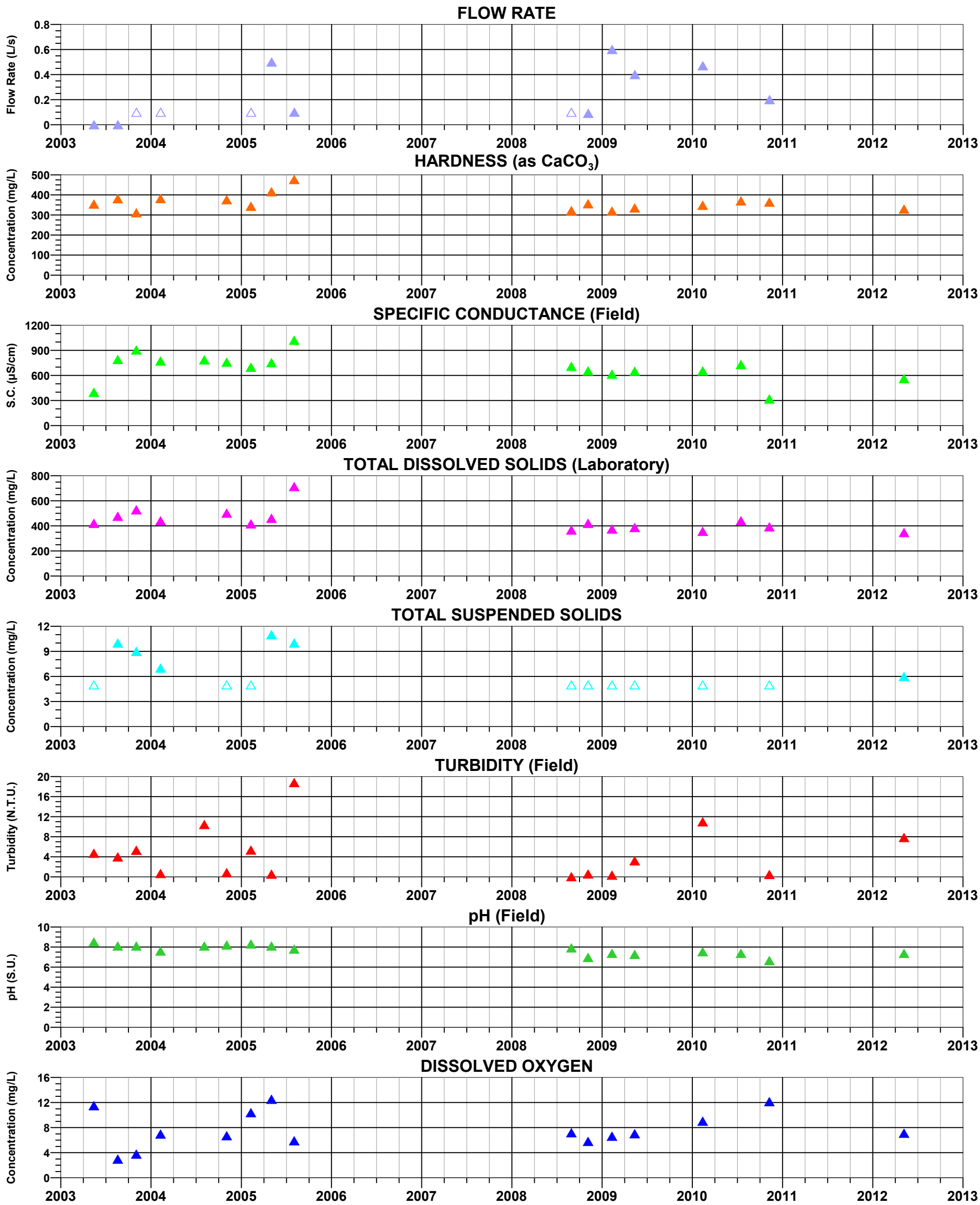

FIGURE C-22d. TIME-SERIES OF FIELD AND LABORATORY PARAMETERS AT KANE SPRING, RESOLUTION PROJECT

MONTGOMERY & ASSOCIATES

S:/605.6/Surface_Water_Baseline_Assessment/TimeSeriesGraphs/KaneSpring_Parameters.grf 17Sep2012

EXPLANATION

▲ Closed symbols: Detected Values
△ Open symbols: Value below detection limit (plotted at detection limit)

LF 0.2 C (Lyons Fork Headwater Spring)

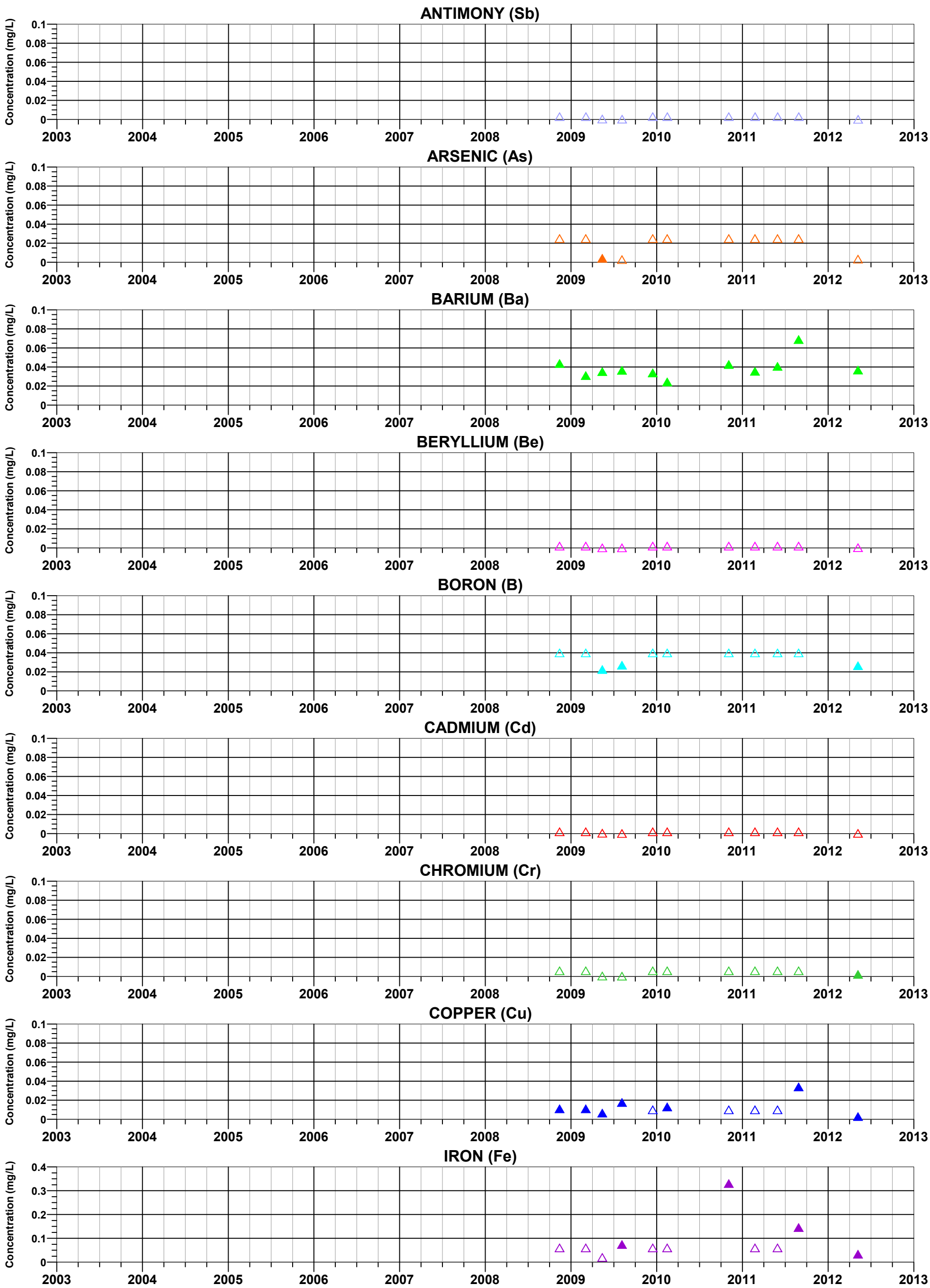

FIGURE C-23a. TIME-SERIES OF METALS CONCENTRATIONS AT LF 0.2 C
RESOLUTION PROJECT

MONTGOMERY & ASSOCIATES

S:/605.6/Surface_Water_Baseline_Assessment/TimeSeriesGraphs/LF0.2C_Metals1.grf 17Sep2012

EXPLANATION

▲ Closed symbols: Detected Values
△ Open symbols: Value below detection limit (plotted at detection limit)

LF 0.2 C (Lyons Fork Headwater Spring)

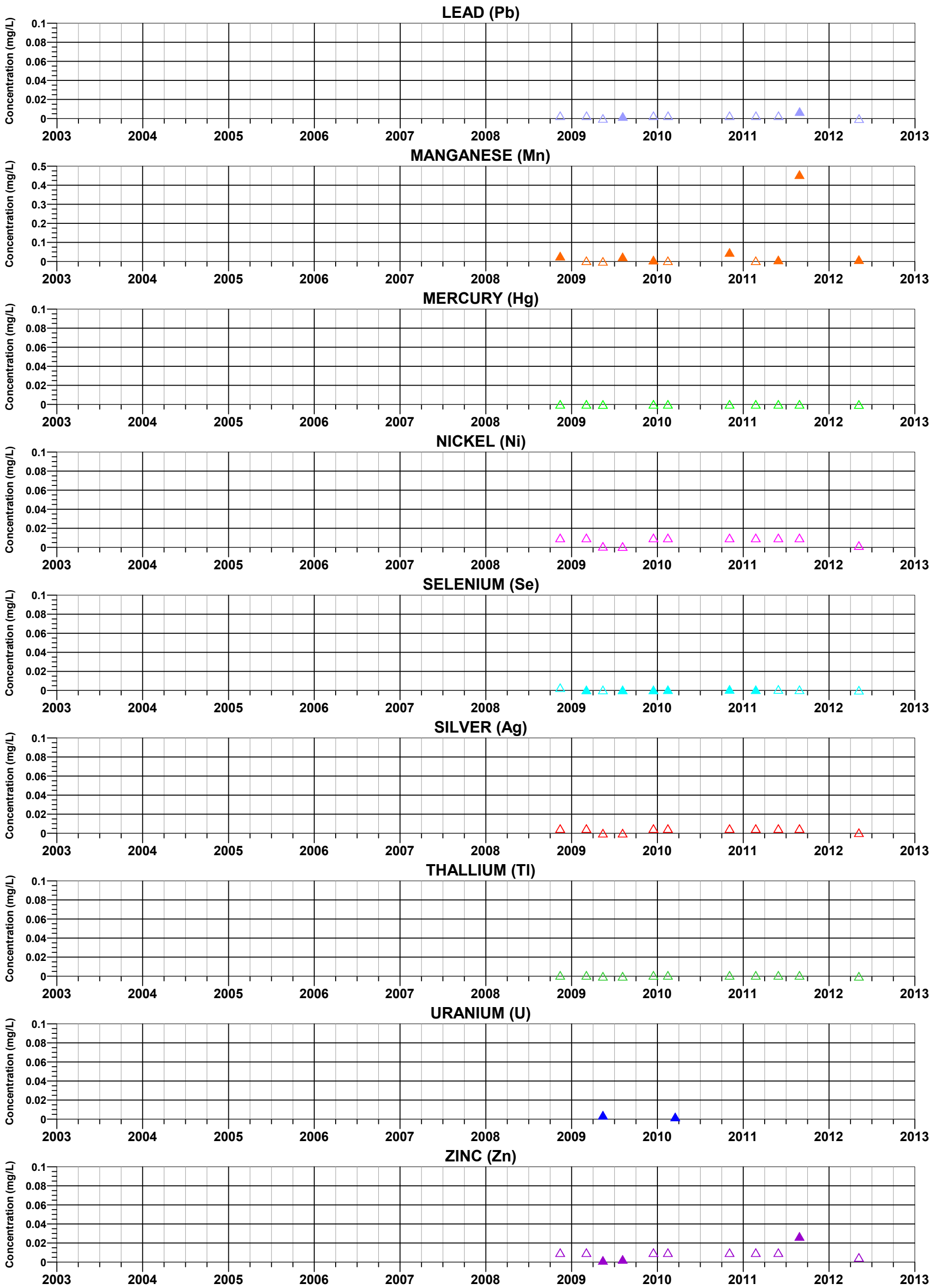

FIGURE C-23b. TIME-SERIES OF METALS CONCENTRATIONS AT LF 0.2 C
RESOLUTION PROJECT

MONTGOMERY & ASSOCIATES

S:/605.6/Surface_Water_Baseline_Assessment/TimeSeriesGraphs/LF0.2C_Metals2.grf 17Sep2012

EXPLANATION

▲ Closed symbols: Detected Values
△ Open symbols: Value below detection limit (plotted at detection limit)

LF 0.2 C (Lyons Fork Headwater Spring)

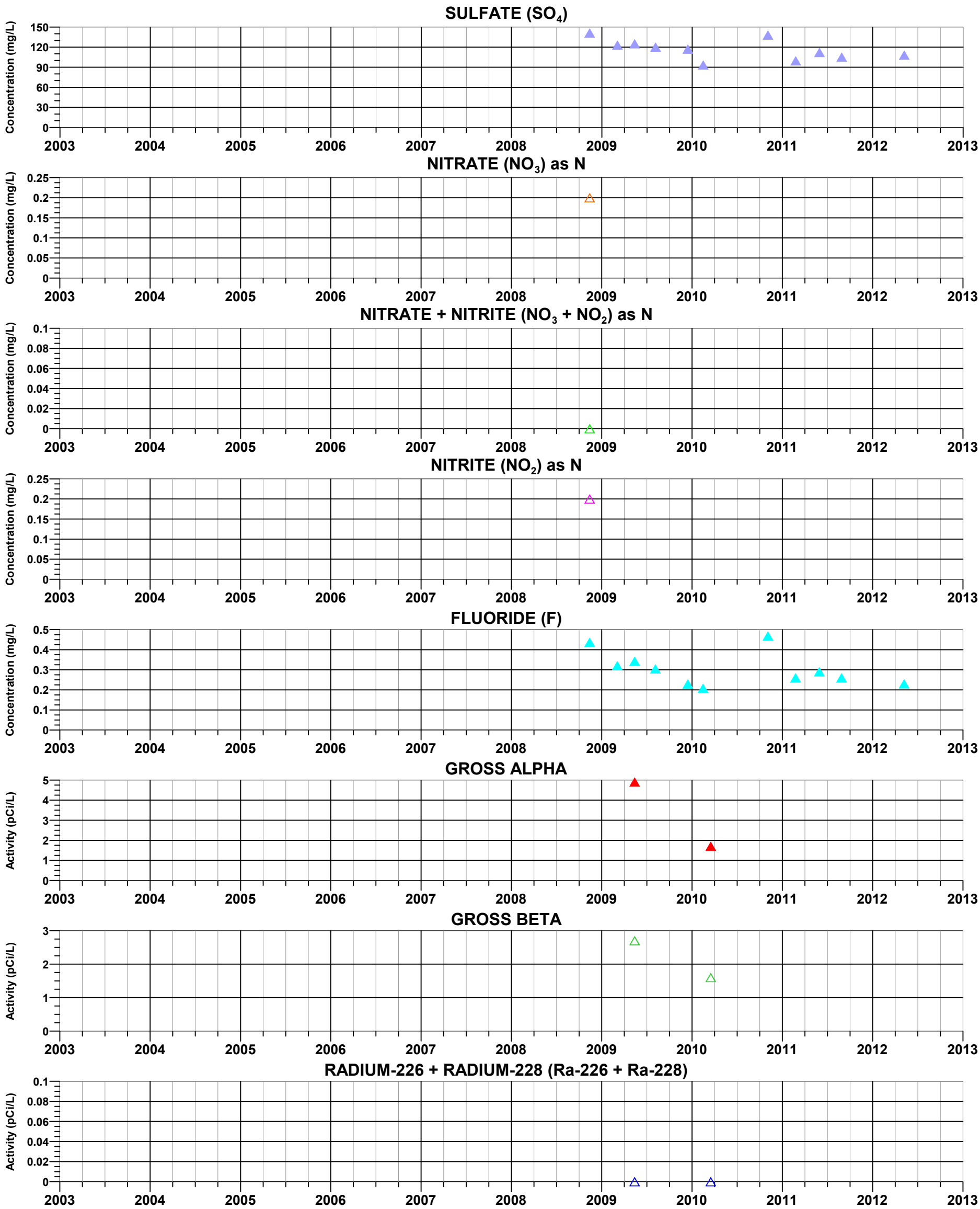

FIGURE C-23c. TIME-SERIES OF NON-METALS CONCENTRATIONS AND RADIOLOGICALS AT LF 0.2 C, RESOLUTION PROJECT

MONTGOMERY & ASSOCIATES

S:/605.6/Surface_Water_Baseline_Assessment/TimeSeriesGraphs/LF0.2C_NonMetals.grf 17Sep2012

EXPLANATION

LF 0.2 C (Lyons Fork Headwater Spring)

▲ Closed symbols: Detected Values
△ Open symbols: Value below detection limit (plotted at detection limit)

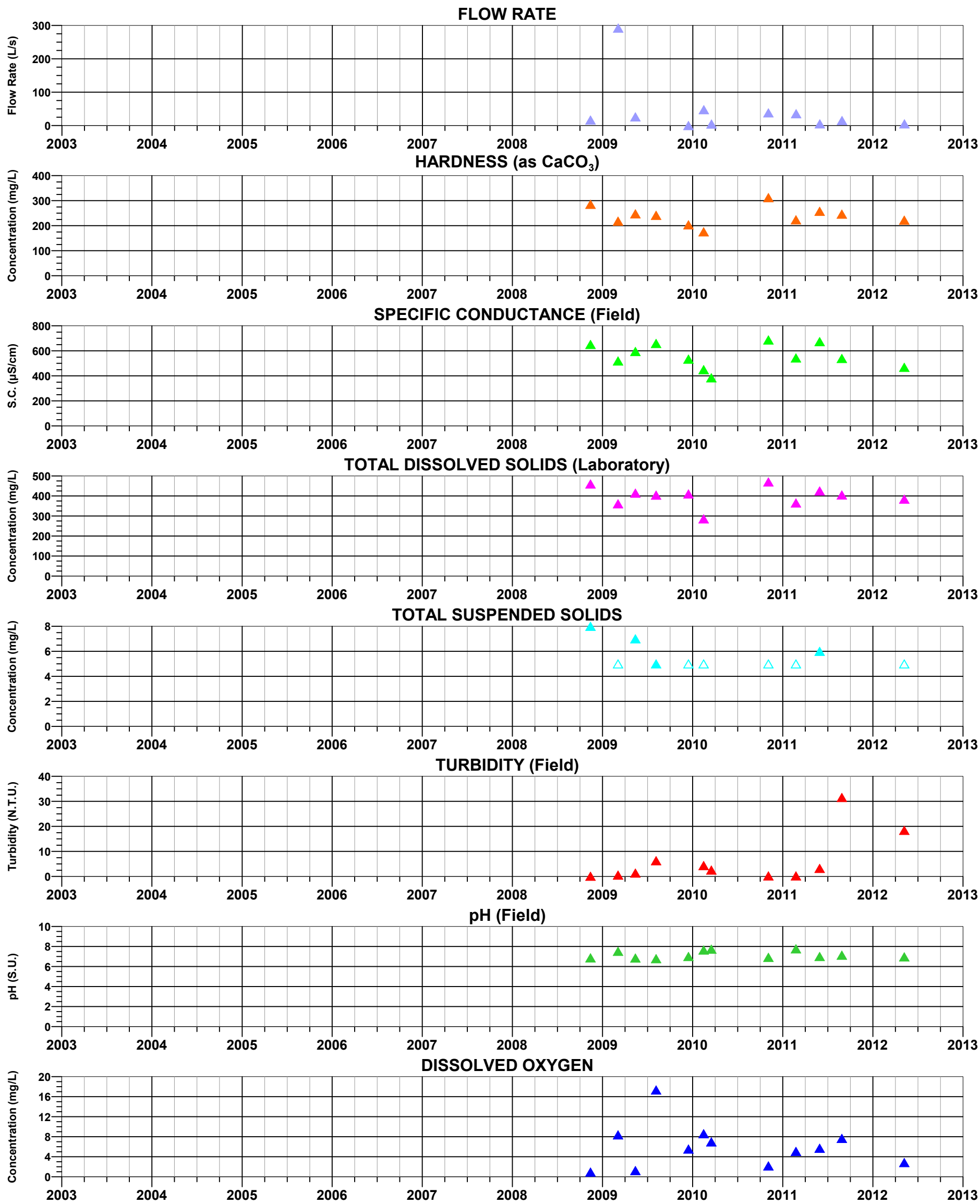

FIGURE C-23d. TIME-SERIES OF FIELD AND LABORATORY PARAMETERS AT LF 0.2 C, RESOLUTION PROJECT

MONTGOMERY & ASSOCIATES

S:/605.6/Surface_Water_Baseline_Assessment/TimeSeriesGraphs/LF0.2C_Parameters.grf 17Sep2012

EXPLANATION

▲ Closed symbols: Detected Values
△ Open symbols: Value below detection limit (plotted at detection limit)

MC 3.3 C

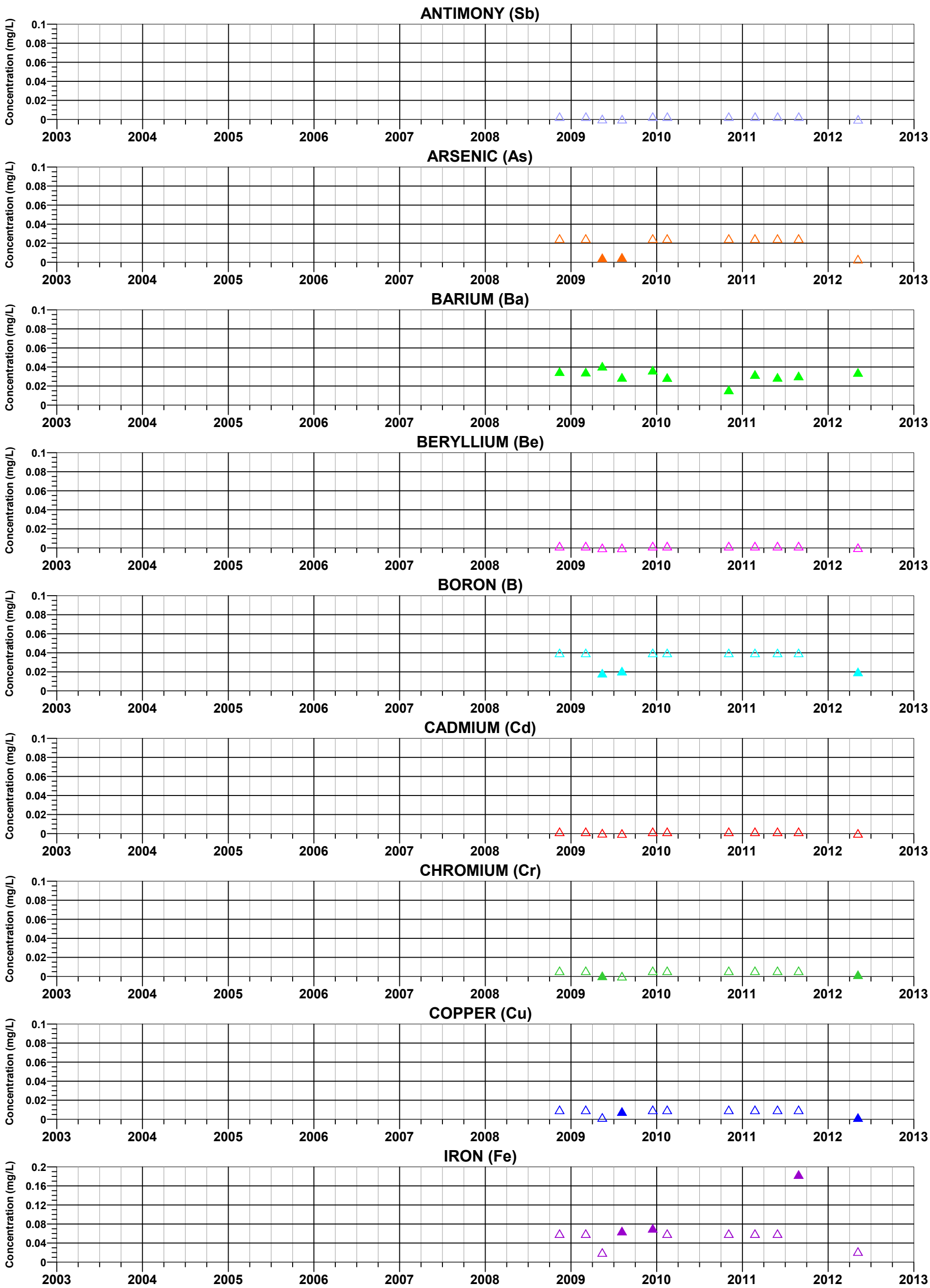

FIGURE C-24a. TIME-SERIES OF METALS CONCENTRATIONS AT MC 3.3 C RESOLUTION PROJECT

MONTGOMERY & ASSOCIATES

S:/605.6/Surface_Water_Baseline_Assessment/TimeSeriesGraphs/MC3.3C_Metals1.grf 17Sep2012

EXPLANATION

▲ Closed symbols: Detected Values
△ Open symbols: Value below detection limit (plotted at detection limit)

MC 3.3 C

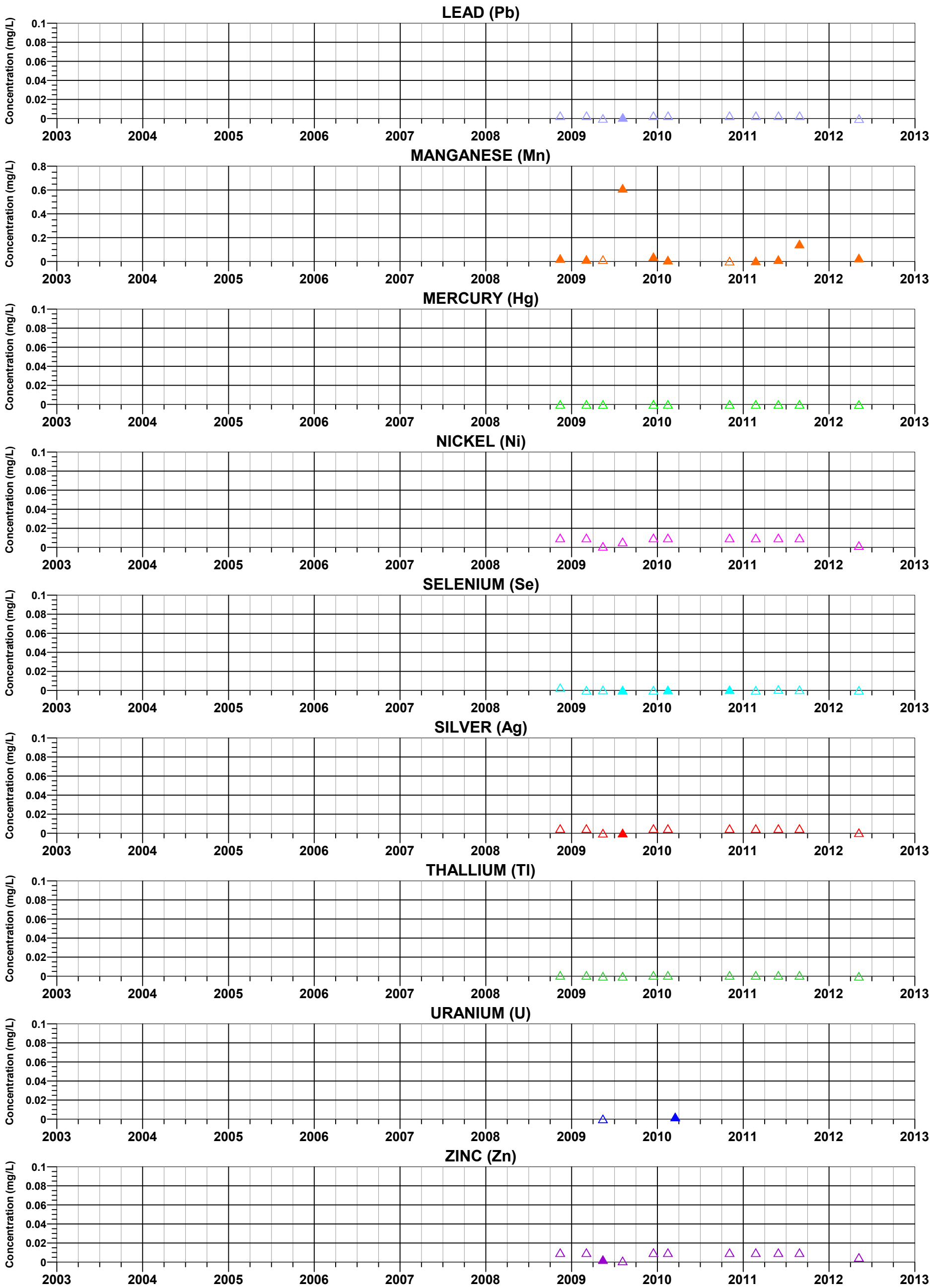

FIGURE C-24b. TIME-SERIES OF METALS CONCENTRATIONS AT MC 3.3 C RESOLUTION PROJECT

MONTGOMERY & ASSOCIATES

S:/605.6/Surface_Water_Baseline_Assessment/TimeSeriesGraphs/MC3.3C_Metals2.grf 17Sep2012

EXPLANATION

▲ Closed symbols: Detected Values
△ Open symbols: Value below detection limit (plotted at detection limit)

MC 3.3 C

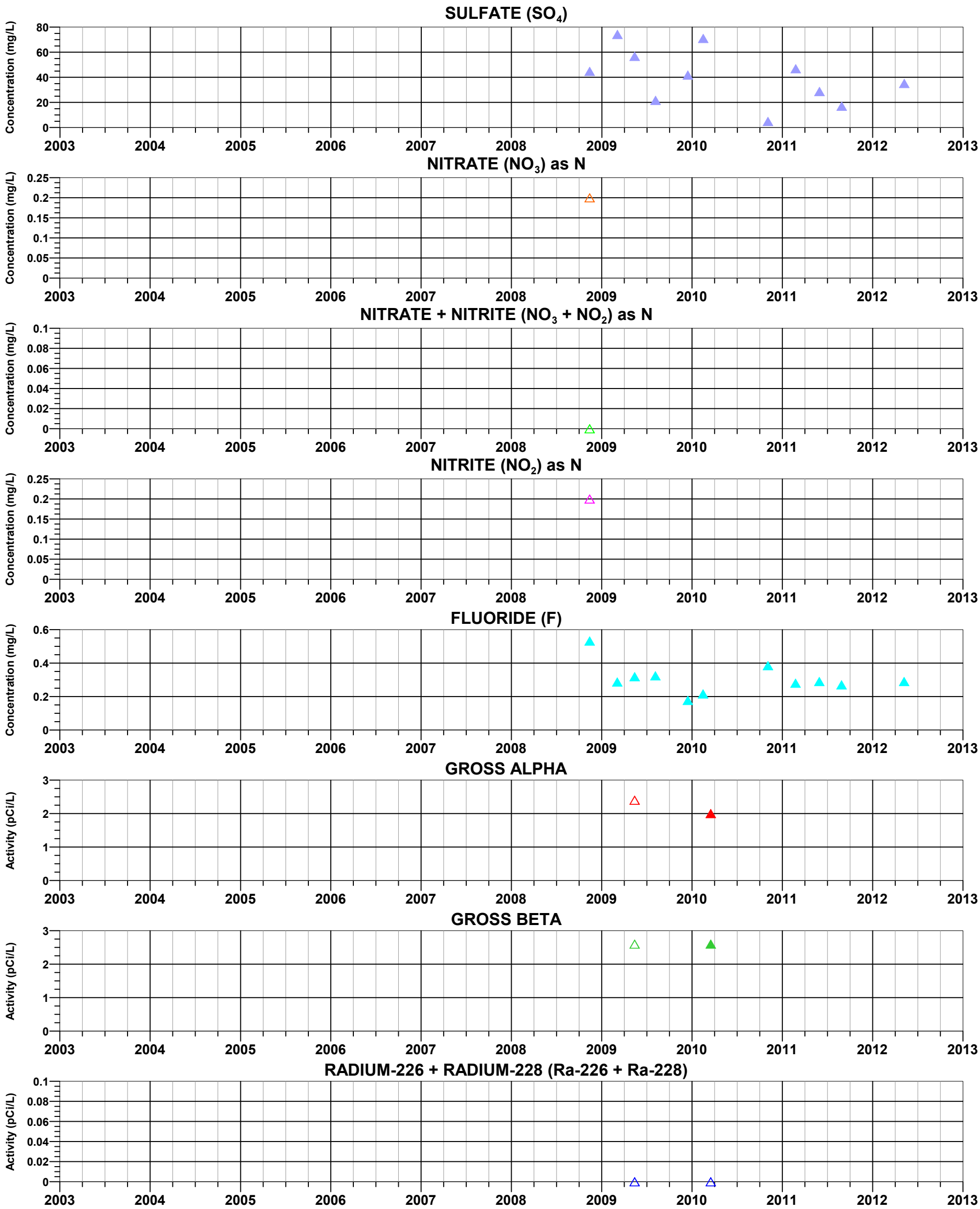

FIGURE C-24c. TIME-SERIES OF NON-METALS CONCENTRATIONS AND RADIOLOGICALS AT MC 3.3 C, RESOLUTION PROJECT

MONTGOMERY & ASSOCIATES

S:/605.6/Surface_Water_Baseline_Assessment/TimeSeriesGraphs/MC3.3C_NonMetals.grf 17Sep2012

EXPLANATION

▲ Closed symbols: Detected Values
△ Open symbols: Value below detection limit (plotted at detection limit)

MC 3.3 C

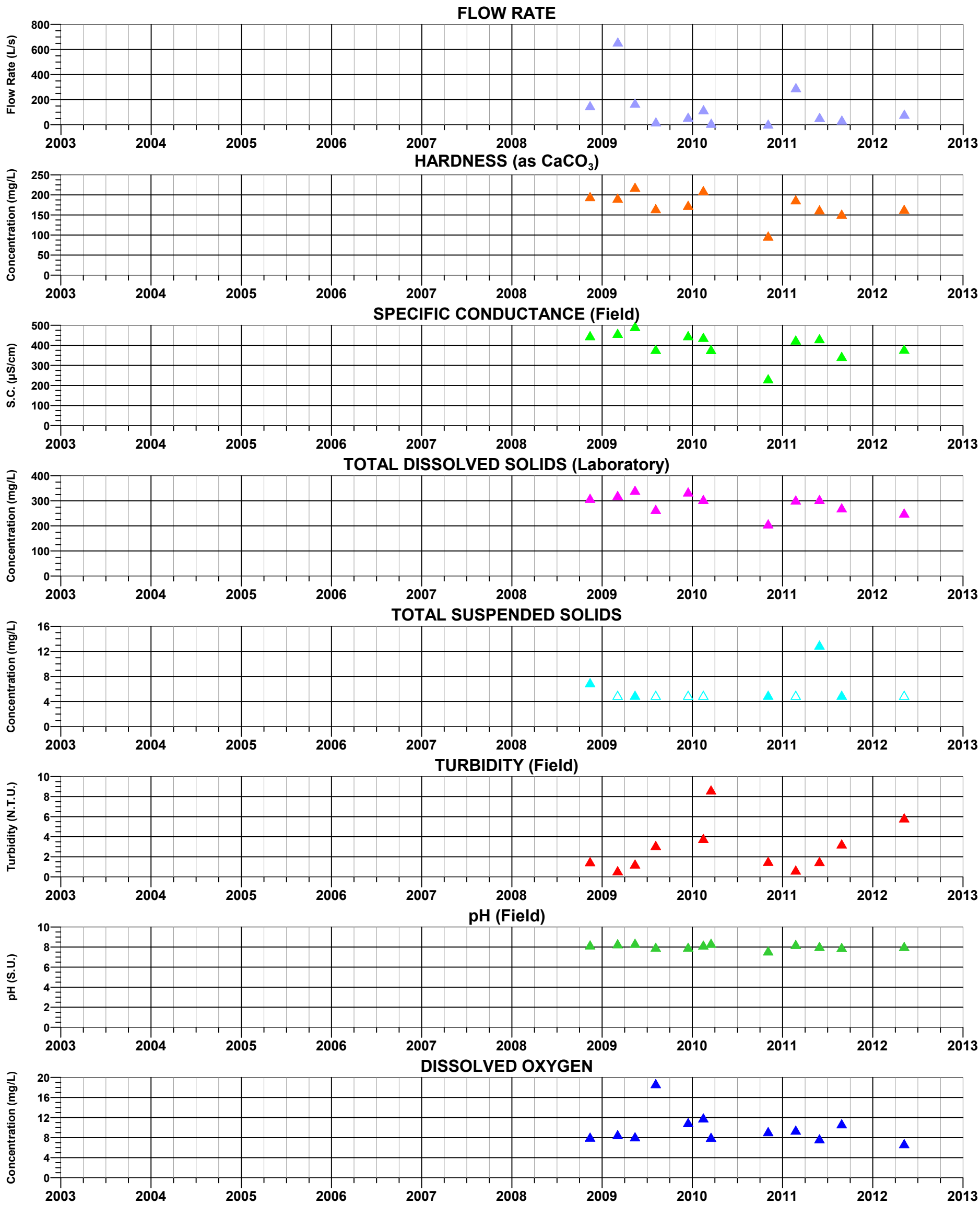

FIGURE C-24d. TIME-SERIES OF FIELD AND LABORATORY PARAMETERS AT MC 3.3 C RESOLUTION PROJECT

MONTGOMERY & ASSOCIATES

S:/605.6/Surface_Water_Baseline_Assessment/TimeSeriesGraphs/MC3.3C_Parameters.grf 17Sep2012

EXPLANATION

▲ Closed symbols: Detected Values
△ Open symbols: Value below detection limit (plotted at detection limit)

MC 3.4 W (Wet Leg Spring)



FIGURE C-25a. TIME-SERIES OF METALS CONCENTRATIONS AT MC 3.4 W
RESOLUTION PROJECT

MONTGOMERY & ASSOCIATES

S:/605.6/Surface_Water_Baseline_Assessment/TimeSeriesGraphs/MC3.4W_Metals1.grf 18Sep2012

EXPLANATION

▲ Closed symbols: Detected Values
△ Open symbols: Value below detection limit (plotted at detection limit)

MC 3.4 W (Wet Leg Spring)

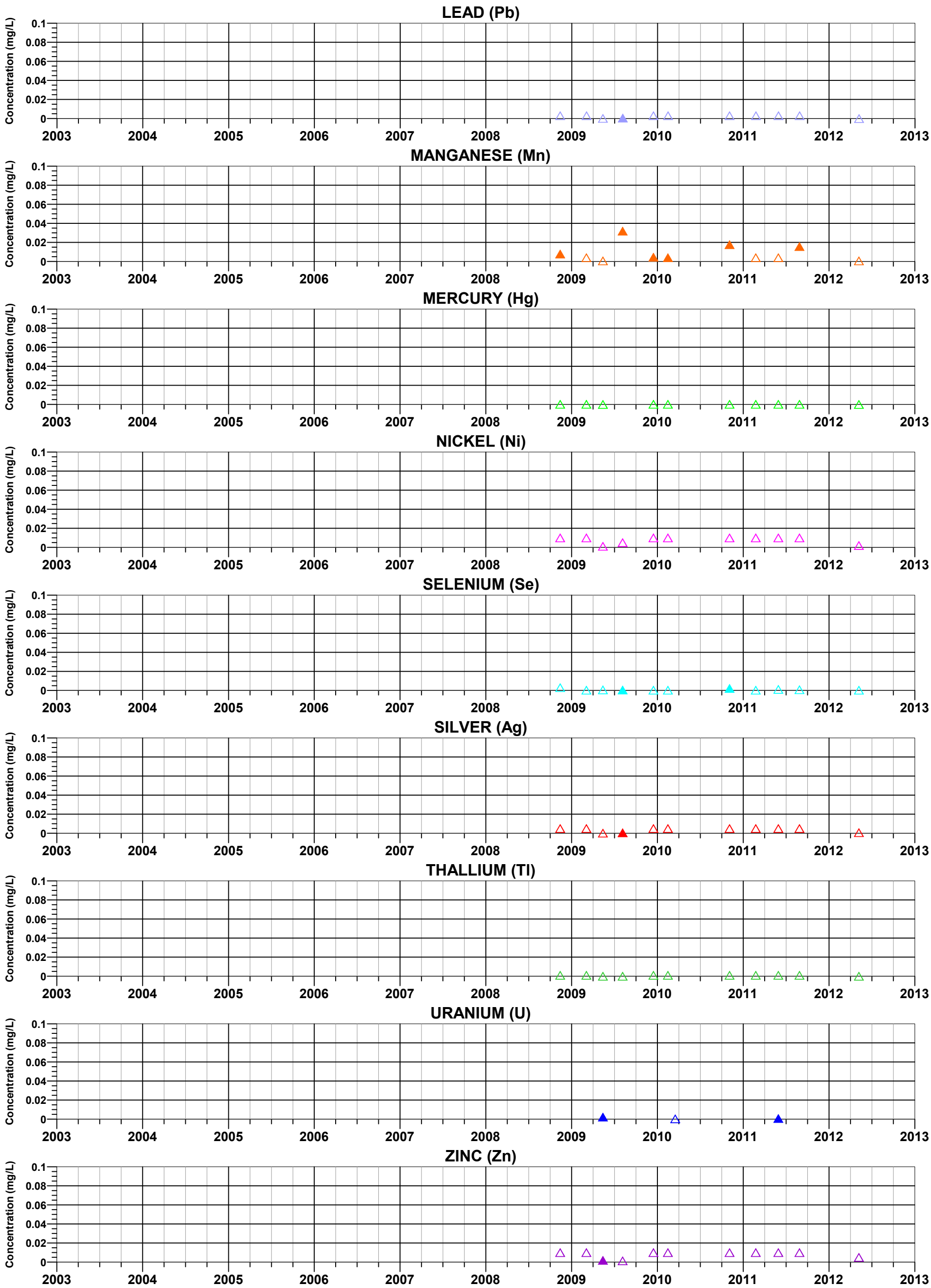

FIGURE C-25b. TIME-SERIES OF METALS CONCENTRATIONS AT MC 3.4 W RESOLUTION PROJECT

MONTGOMERY & ASSOCIATES

S:/605.6/Surface_Water_Baseline_Assessment/TimeSeriesGraphs/MC3.4W_Metals2.grf 18Sep2012

EXPLANATION

▲ Closed symbols: Detected Values
△ Open symbols: Value below detection limit (plotted at detection limit)

MC 3.4 W (Wet Leg Spring)

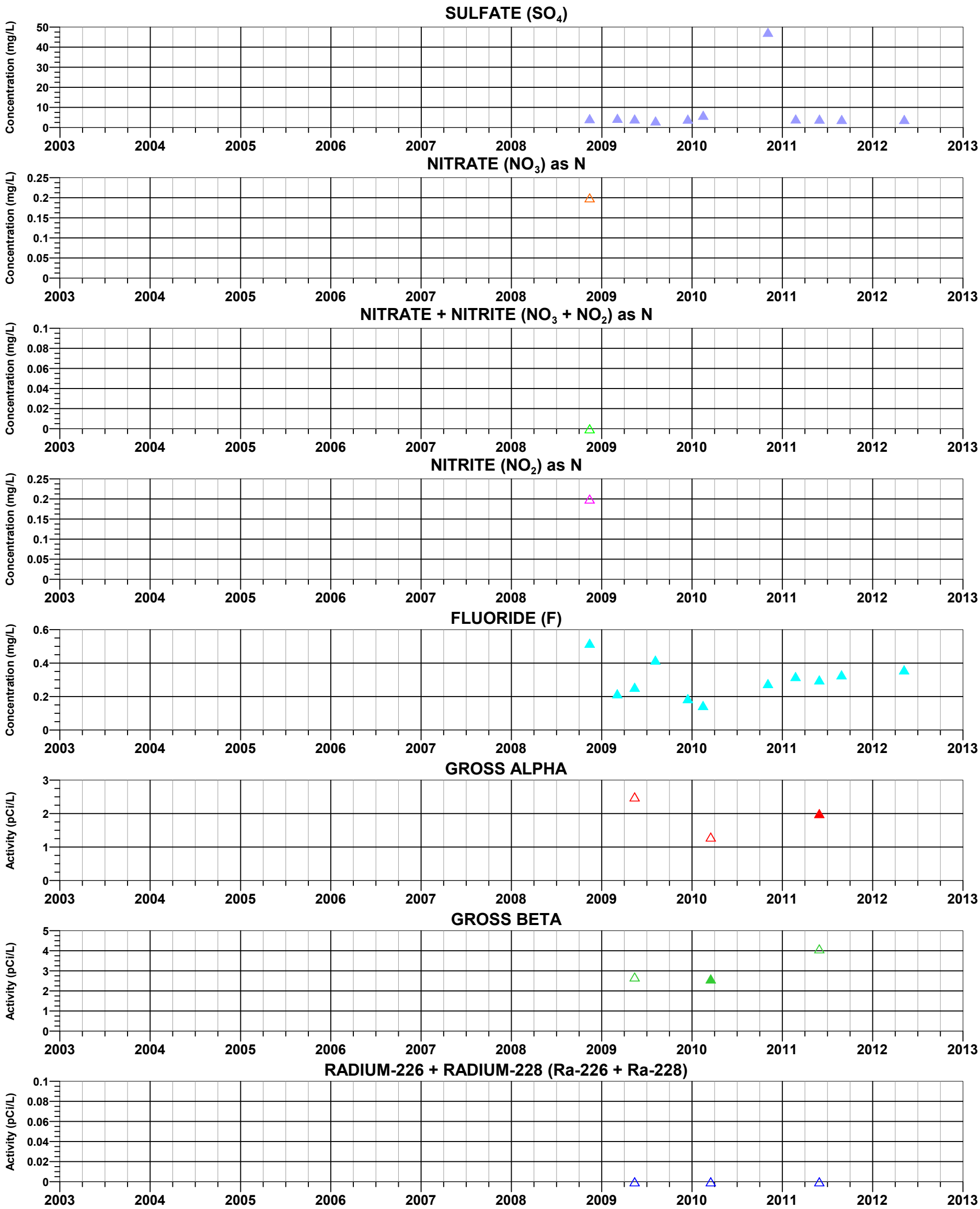

FIGURE C-25c. TIME-SERIES OF NON-METALS CONCENTRATIONS AND RADIOLOGICALS AT MC 3.4 W, RESOLUTION PROJECT

MONTGOMERY & ASSOCIATES

S:/605.6/Surface_Water_Baseline_Assessment/TimeSeriesGraphs/MC3.4W_NonMetals.grf 18Sep2012

EXPLANATION

▲ Closed symbols: Detected Values
△ Open symbols: Value below detection limit (plotted at detection limit)

MC 3.4 W (Wet Leg Spring)

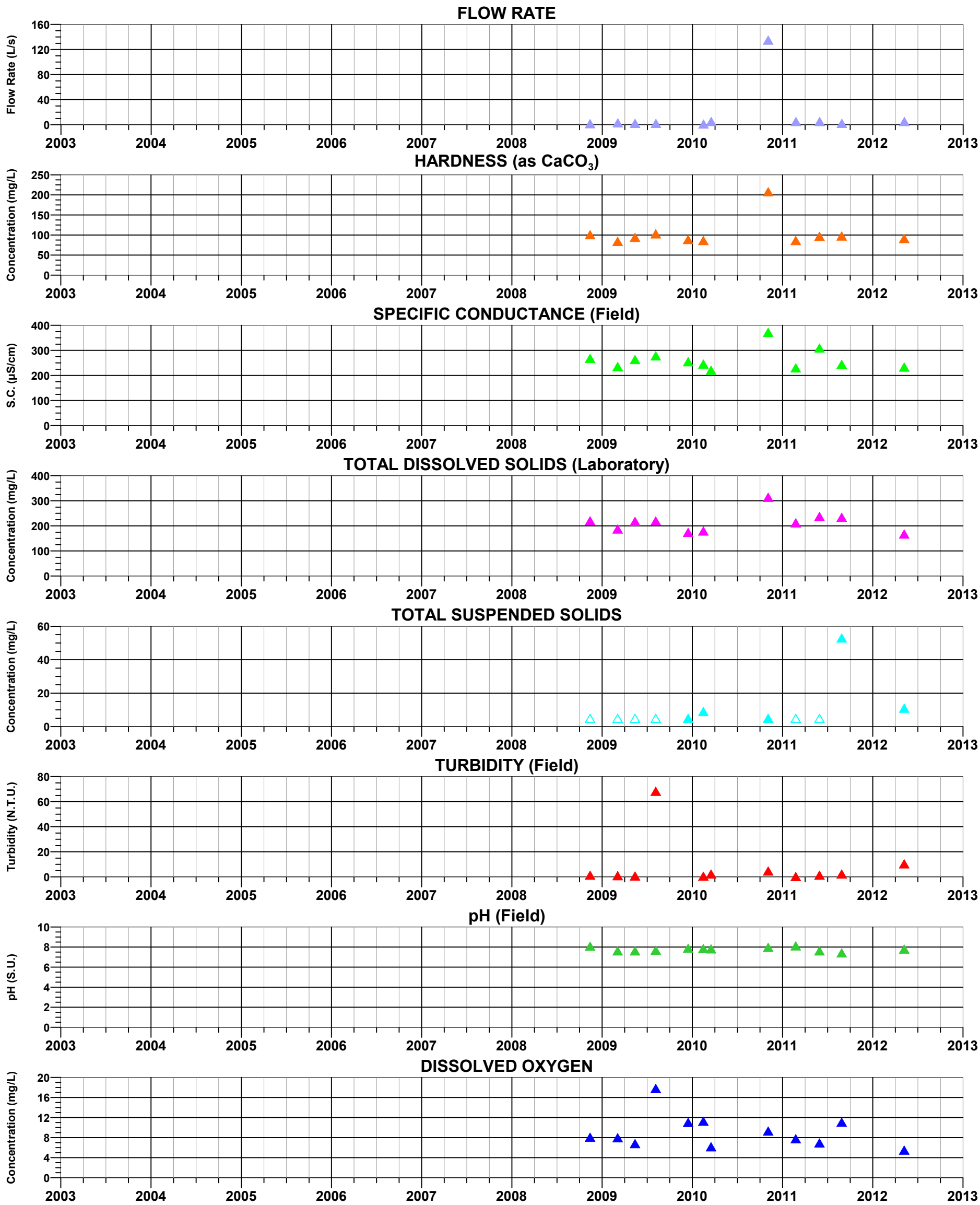

FIGURE C-25d. TIME-SERIES OF FIELD AND LABORATORY PARAMETERS AT MC 3.4 W
RESOLUTION PROJECT

MONTGOMERY & ASSOCIATES

S:/605.6/Surface_Water_Baseline_Assessment/TimeSeriesGraphs/MC3.4W_Parameters.grf 18Sep2012

EXPLANATION

▲ Closed symbols: Detected Values
△ Open symbols: Value below detection limit (plotted at detection limit)

MC 5.2 C

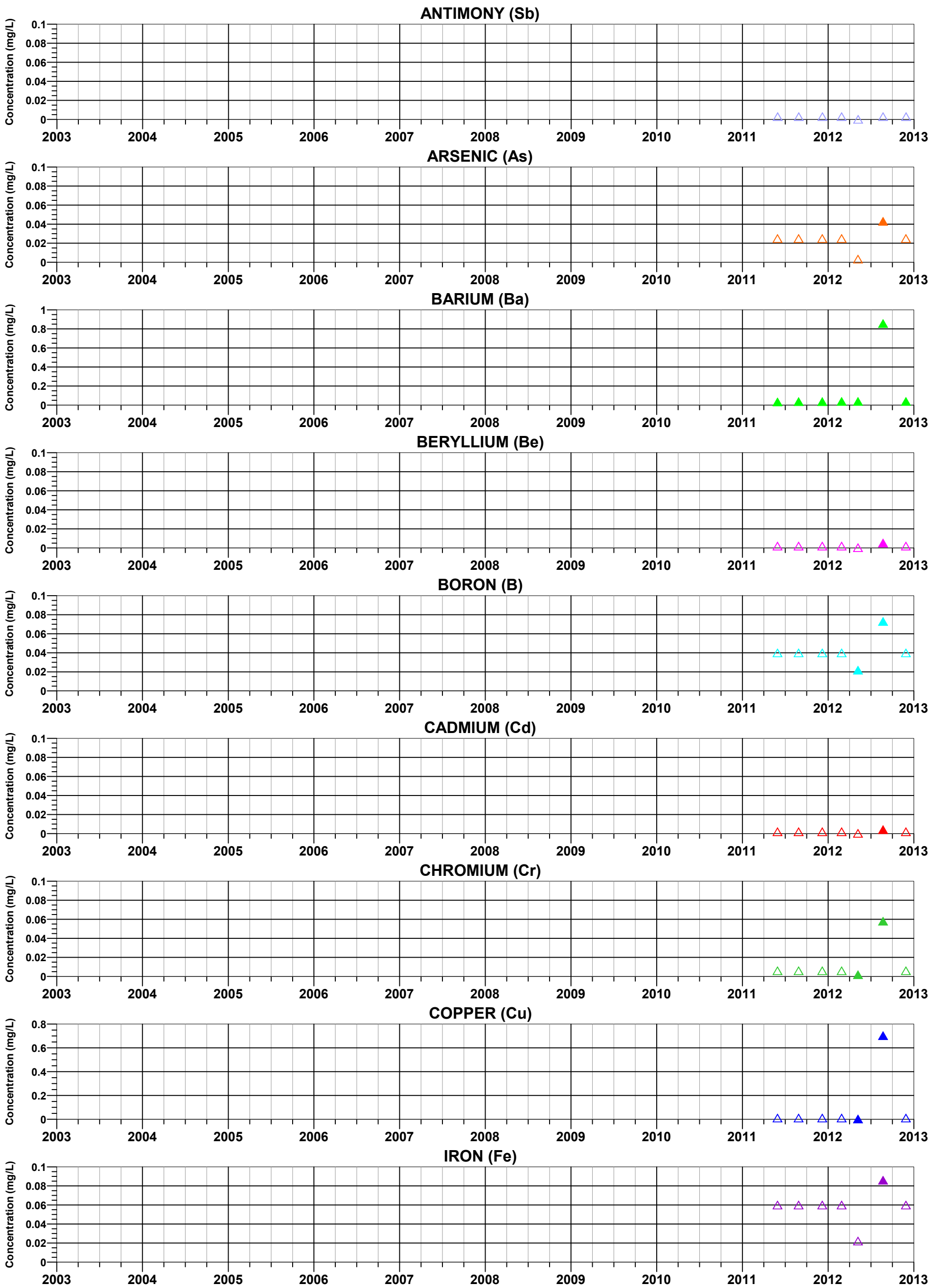

FIGURE C-26a. TIME-SERIES OF METALS CONCENTRATIONS AT MC 5.2 C
RESOLUTION PROJECT

MONTGOMERY & ASSOCIATES

S:/605.6/Surface_Water_Baseline_Assessment/TimeSeriesGraphs/MC5.2C_Metals1.grf 14May2013

EXPLANATION

▲ Closed symbols: Detected Values
△ Open symbols: Value below detection limit (plotted at detection limit)

MC 5.2 C

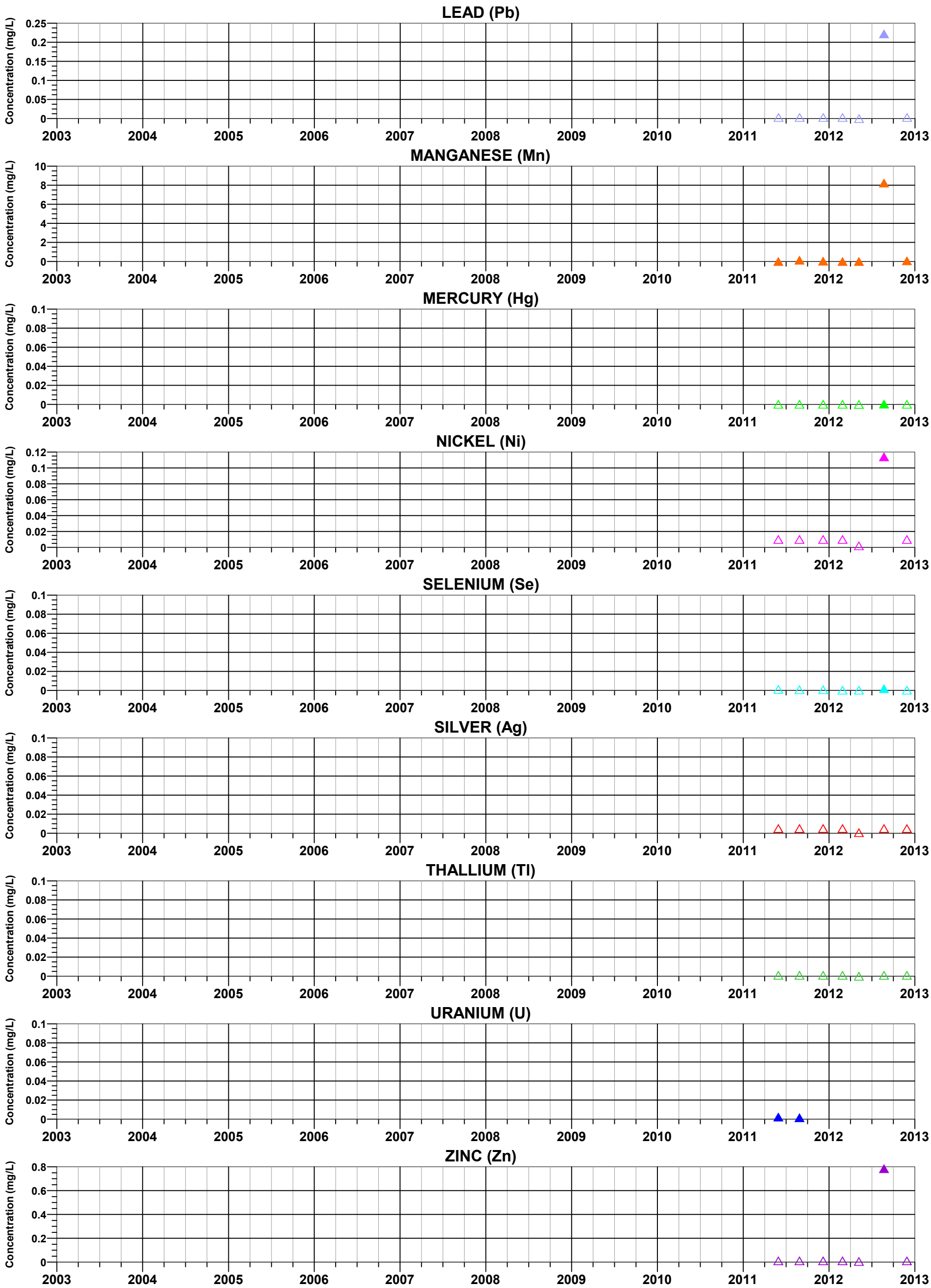

FIGURE C-26b. TIME-SERIES OF METALS CONCENTRATIONS AT MC 5.2 C RESOLUTION PROJECT

MONTGOMERY & ASSOCIATES

S:/605.6/Surface_Water_Baseline_Assessment/TimeSeriesGraphs/MC5.2C_Metals2.grf 14May2013

EXPLANATION

▲ Closed symbols: Detected Values
△ Open symbols: Value below detection limit (plotted at detection limit)

MC 5.2 C

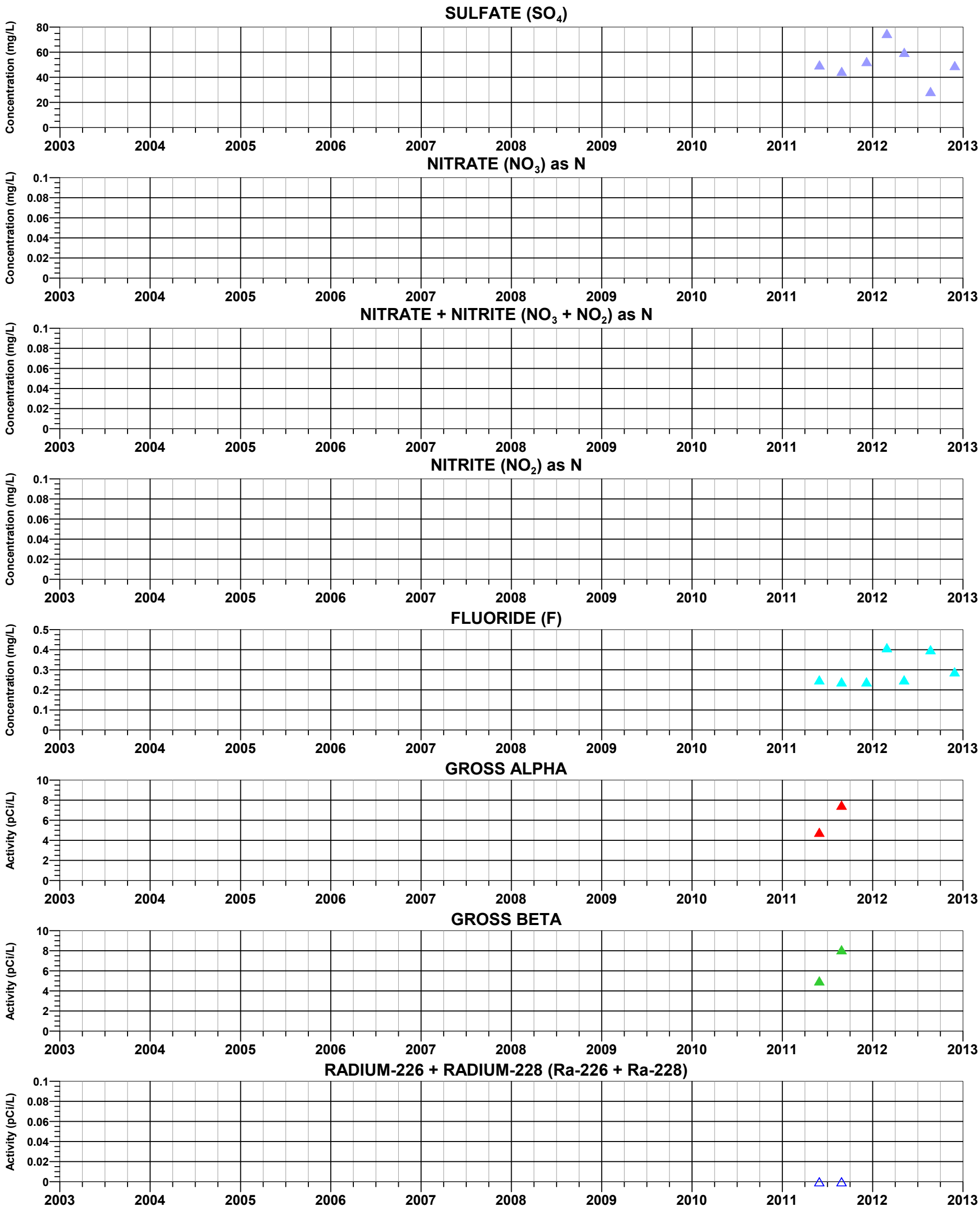

FIGURE C-26c. TIME-SERIES OF NON-METALS CONCENTRATIONS AND RADIOLOGICALS AT MC 5.2 C, RESOLUTION PROJECT

MONTGOMERY & ASSOCIATES

S:/605.6/Surface_Water_Baseline_Assessment/TimeSeriesGraphs/MC5.2C_NonMetals.grf 18Apr2013

EXPLANATION

▲ Closed symbols: Detected Values
△ Open symbols: Value below detection limit (plotted at detection limit)

MC 5.2 C

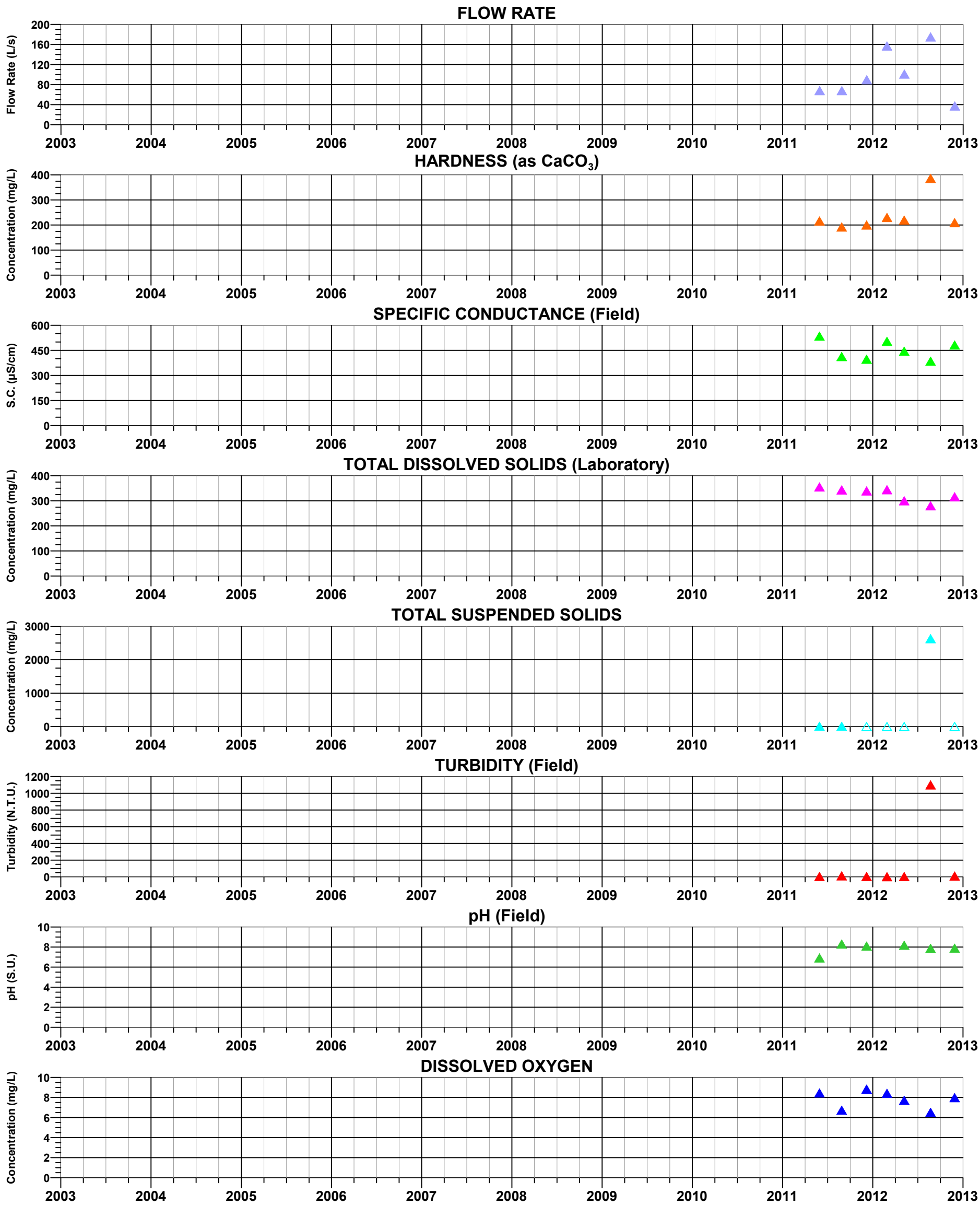

FIGURE C-26d. TIME-SERIES OF FIELD AND LABORATORY PARAMETERS AT MC 5.2 C
RESOLUTION PROJECT

MONTGOMERY & ASSOCIATES

S:/605.6/Surface_Water_Baseline_Assessment/TimeSeriesGraphs/MC5.2C_Parameters.grf 14May2013

EXPLANATION

▲ Closed symbols: Detected Values
△ Open symbols: Value below detection limit (plotted at detection limit)

MC 8.4 C (Ranch Fork Headwaters Spring)

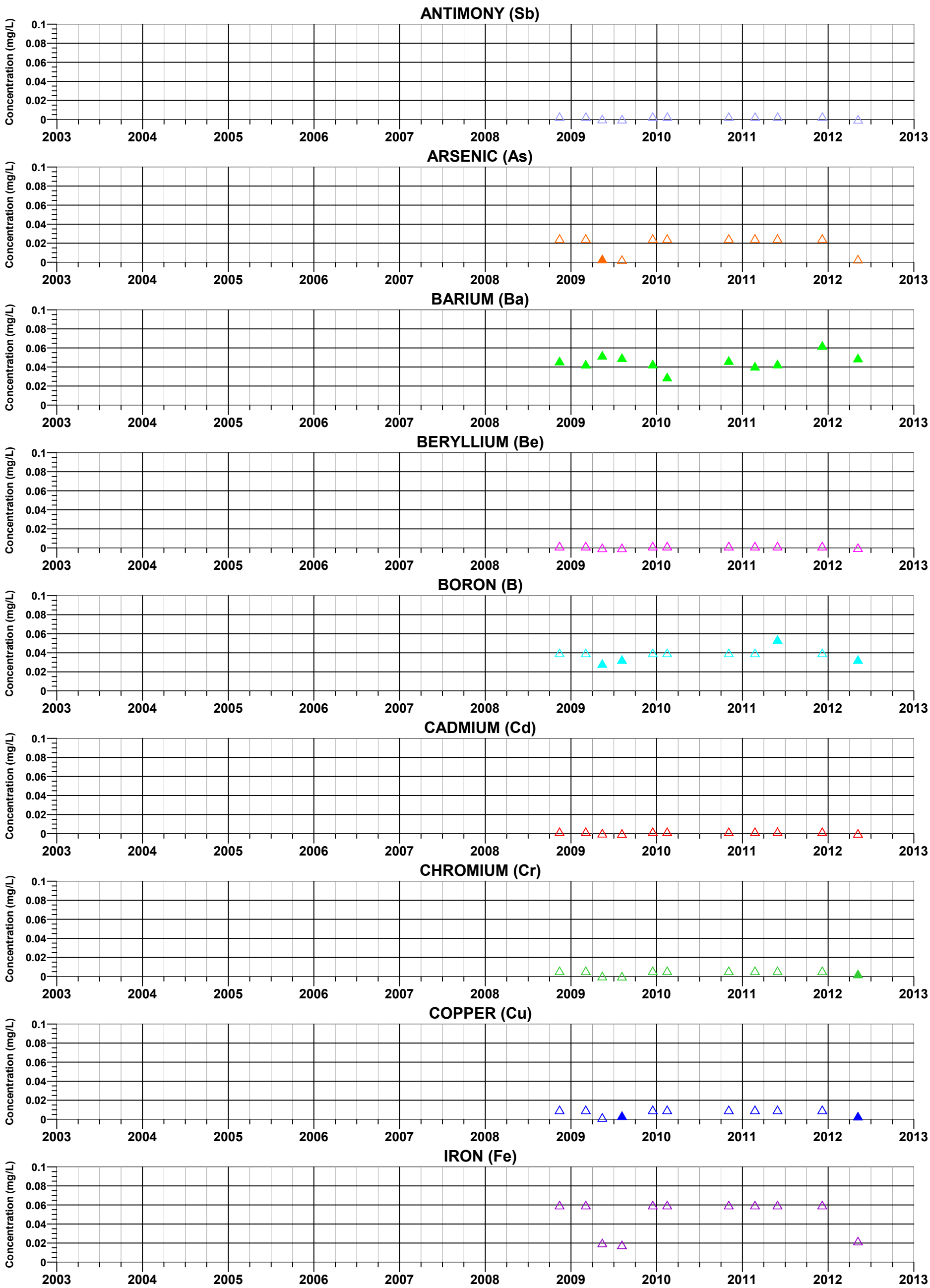

FIGURE C-27a. TIME-SERIES OF METALS CONCENTRATIONS AT MC 8.4 C
RESOLUTION PROJECT

MONTGOMERY & ASSOCIATES

S:/605.6/Surface_Water_Baseline_Assessment/TimeSeriesGraphs/MC8.4C_Metals1.grf 18Sep2012

EXPLANATION

▲ Closed symbols: Detected Values
△ Open symbols: Value below detection limit (plotted at detection limit)

MC 8.4 C (Ranch Fork Headwaters Spring)

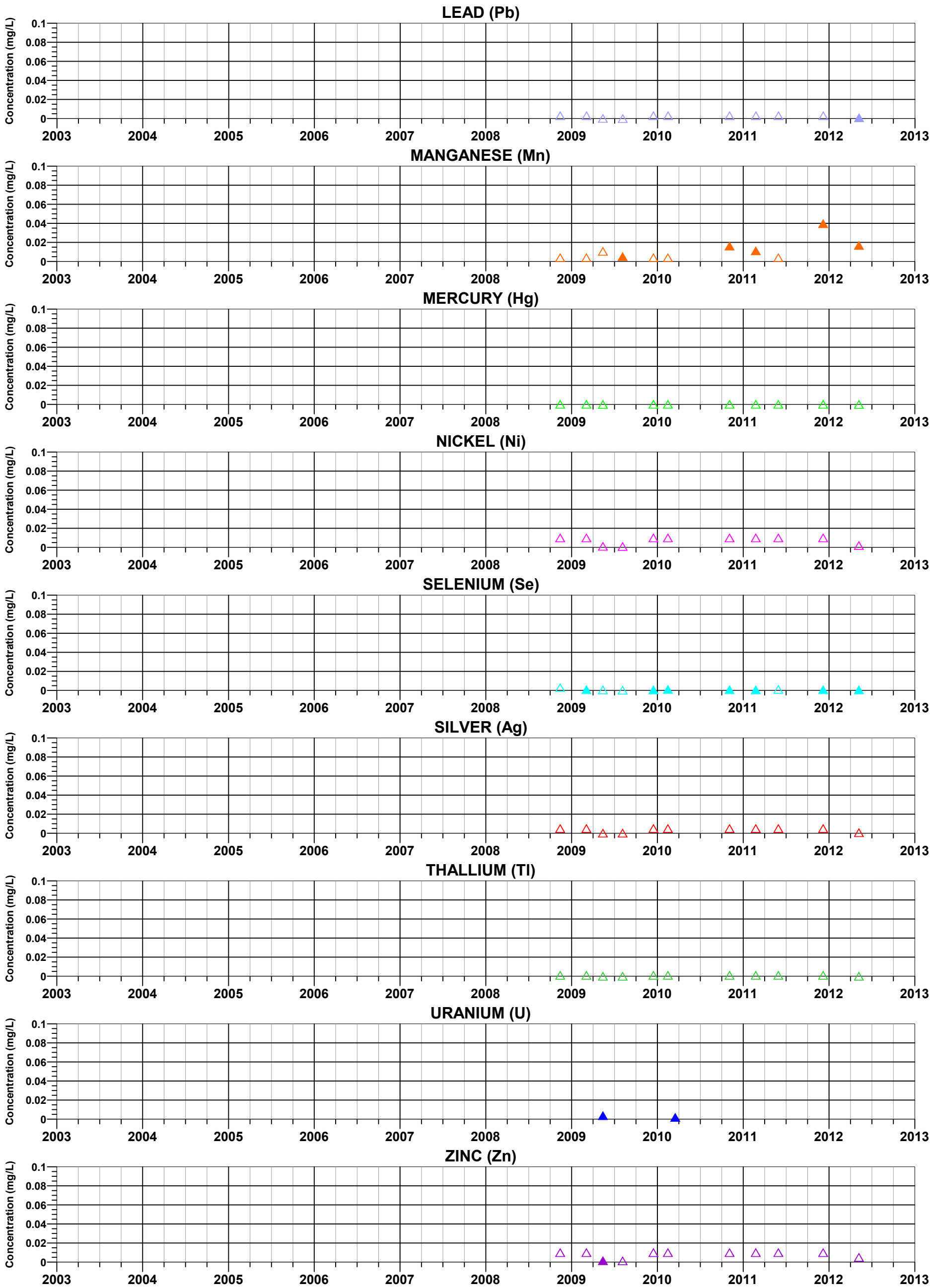

FIGURE C-27b. TIME-SERIES OF METALS CONCENTRATIONS AT MC 8.4 C
RESOLUTION PROJECT

MONTGOMERY & ASSOCIATES

S:/605.6/Surface_Water_Baseline_Assessment/TimeSeriesGraphs/MC8.4C_Metals2.grf 18Sep2012

EXPLANATION

▲ Closed symbols: Detected Values
△ Open symbols: Value below detection limit (plotted at detection limit)

MC 8.4 C (Ranch Fork Headwaters Spring)

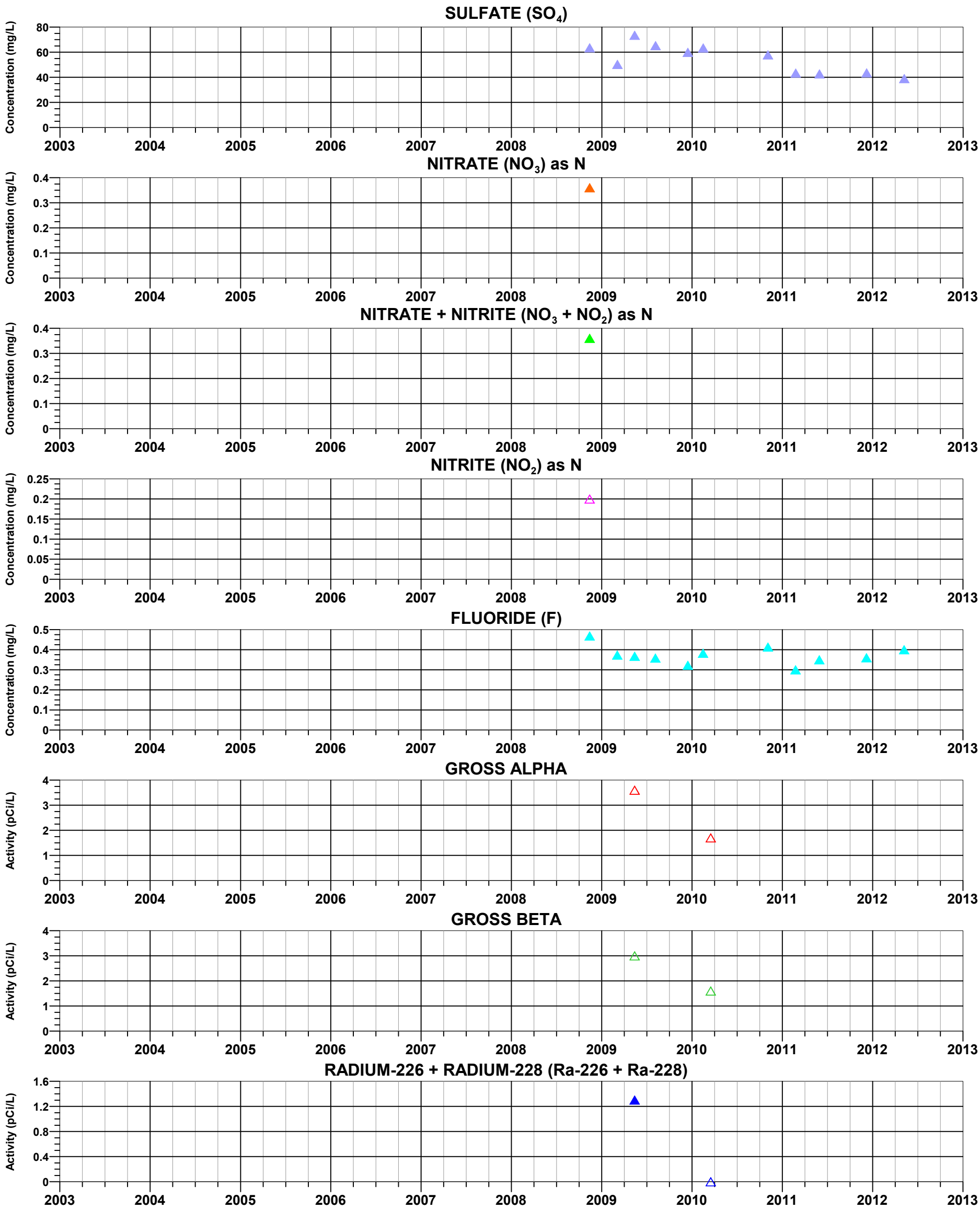

FIGURE C-27c. TIME-SERIES OF NON-METALS CONCENTRATIONS AND RADIOLOGICALS AT MC 8.4 C, RESOLUTION PROJECT

MONTGOMERY & ASSOCIATES

S:/605.6/Surface_Water_Baseline_Assessment/TimeSeriesGraphs/MC8.4C_NonMetals.grf 18Sep2012

EXPLANATION

▲ Closed symbols: Detected Values
△ Open symbols: Value below detection limit (plotted at detection limit)

MC 8.4 C (Ranch Fork Headwaters Spring)

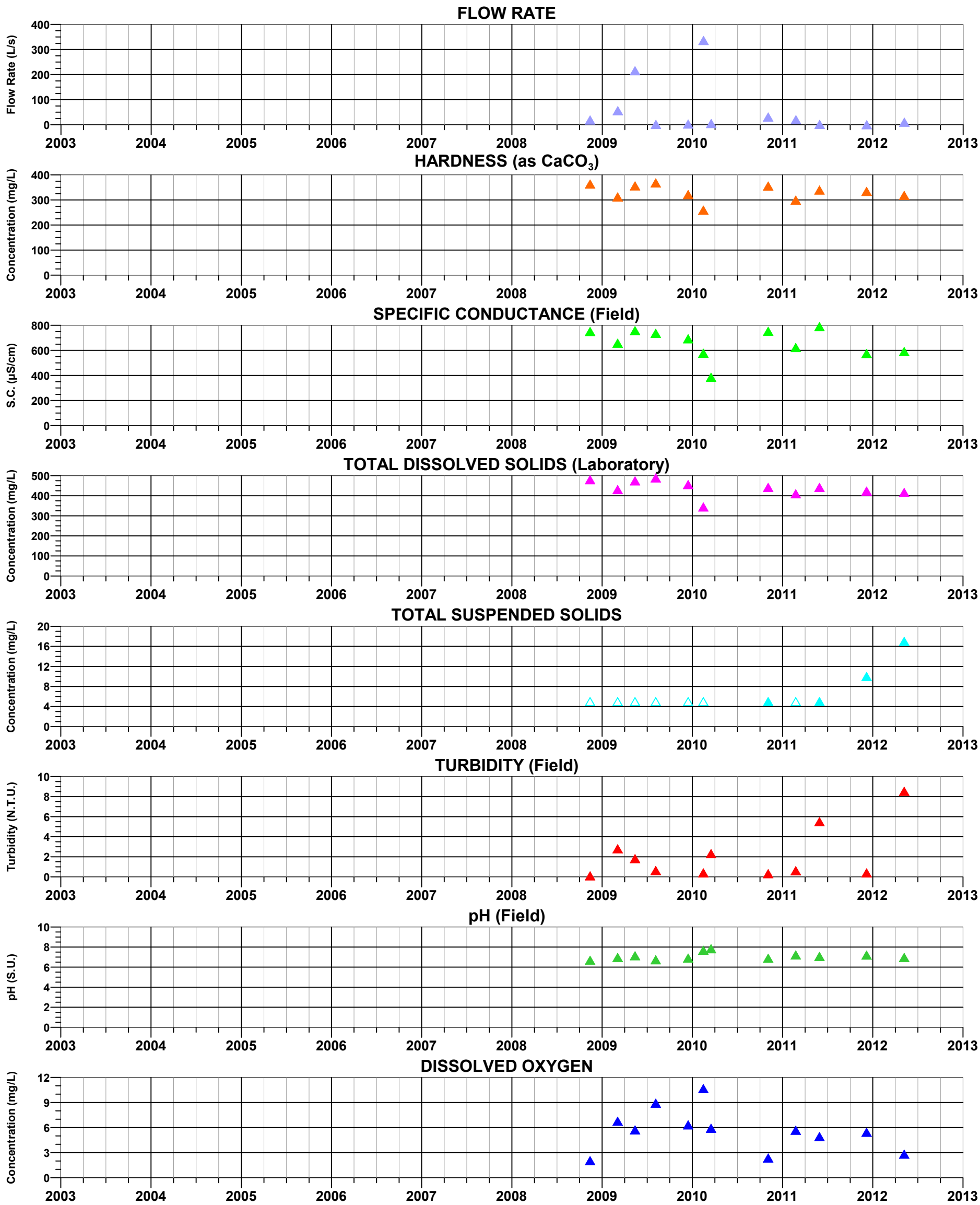

FIGURE C-27d. TIME-SERIES OF FIELD AND LABORATORY PARAMETERS AT MC 8.4 C
RESOLUTION PROJECT

MONTGOMERY & ASSOCIATES

S:/605.6/Surface_Water_Baseline_Assessment/TimeSeriesGraphs/MC8.4C_Parameters.grf 18Sep2012

EXPLANATION

▲ Closed symbols: Detected Values
△ Open symbols: Value below detection limit (plotted at detection limit)

Number Nine

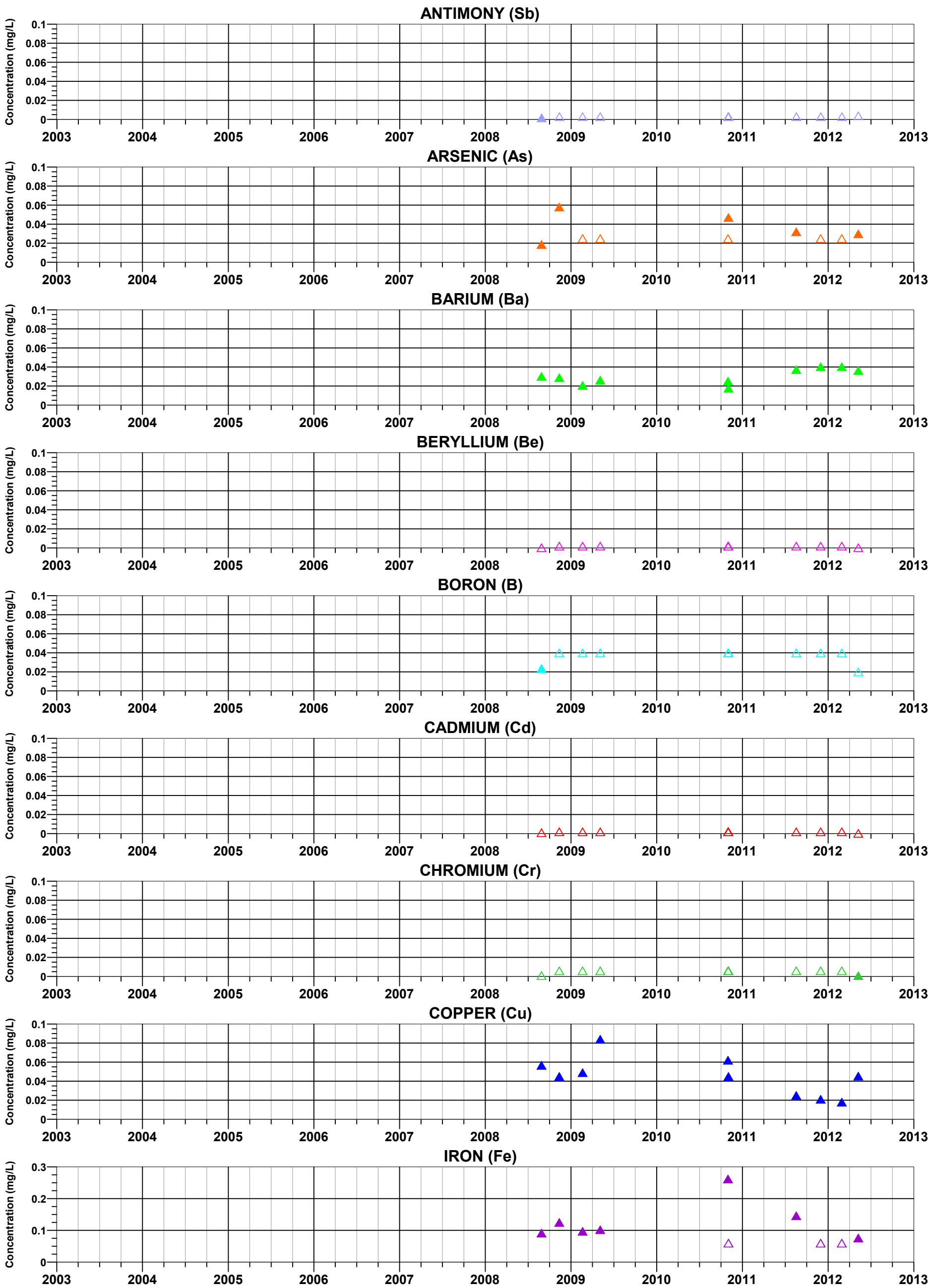

FIGURE C-28a. TIME-SERIES OF METALS CONCENTRATIONS AT NUMBER NINE RESOLUTION PROJECT

MONTGOMERY & ASSOCIATES

S:/605.6/Surface_Water_Baseline_Assessment/TimeSeriesGraphs/NumberNine_Metals1.grf 18Sep2012

EXPLANATION

▲ Closed symbols: Detected Values
△ Open symbols: Value below detection limit (plotted at detection limit)

Number Nine

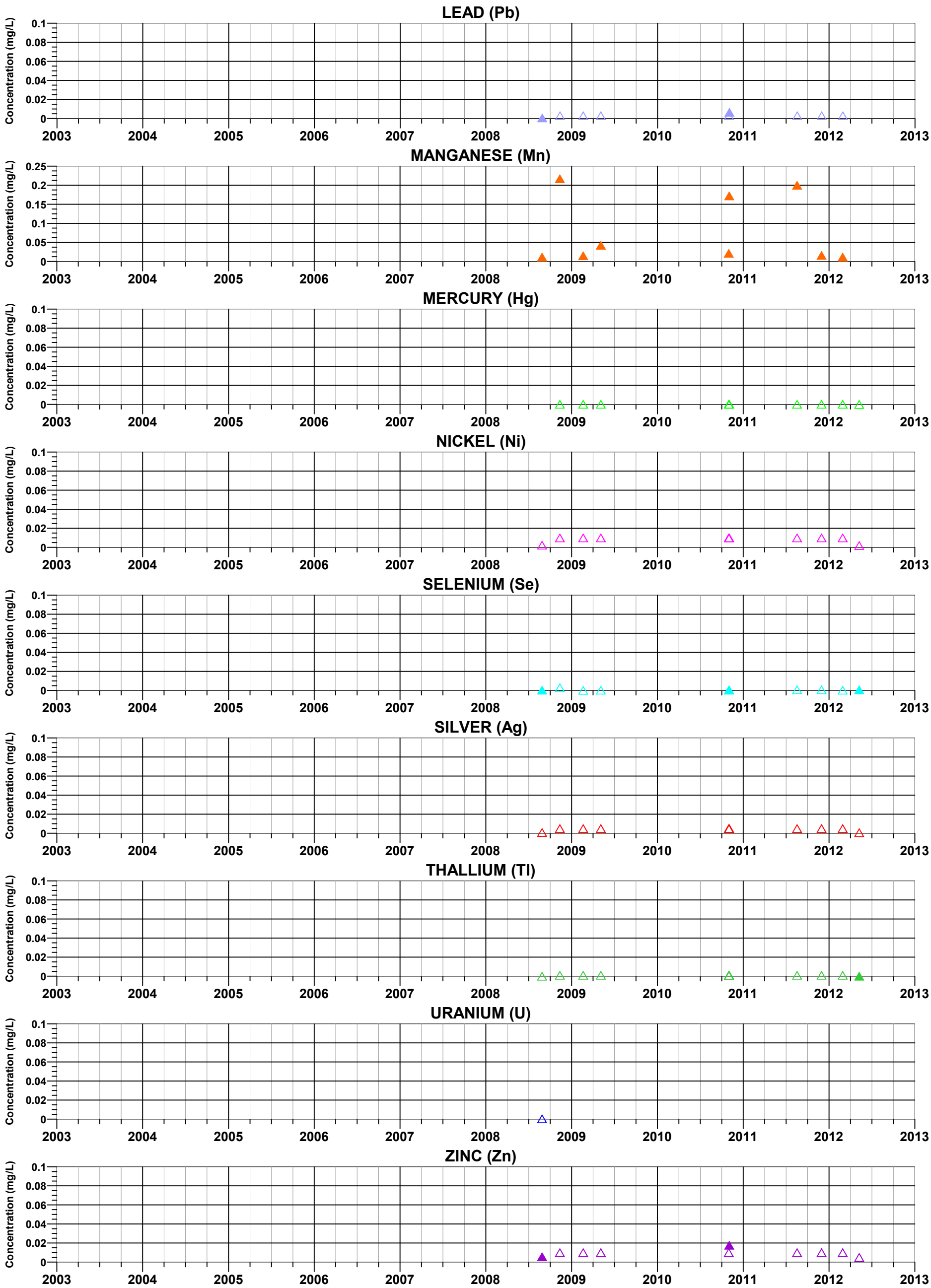

FIGURE C-28b. TIME-SERIES OF METALS CONCENTRATIONS AT NUMBER NINE RESOLUTION PROJECT

MONTGOMERY & ASSOCIATES

S:/605.6/Surface_Water_Baseline_Assessment/TimeSeriesGraphs/NumberNine_Metals2.grf 18Sep2012

EXPLANATION

▲ Closed symbols: Detected Values
△ Open symbols: Value below detection limit (plotted at detection limit)

Number Nine

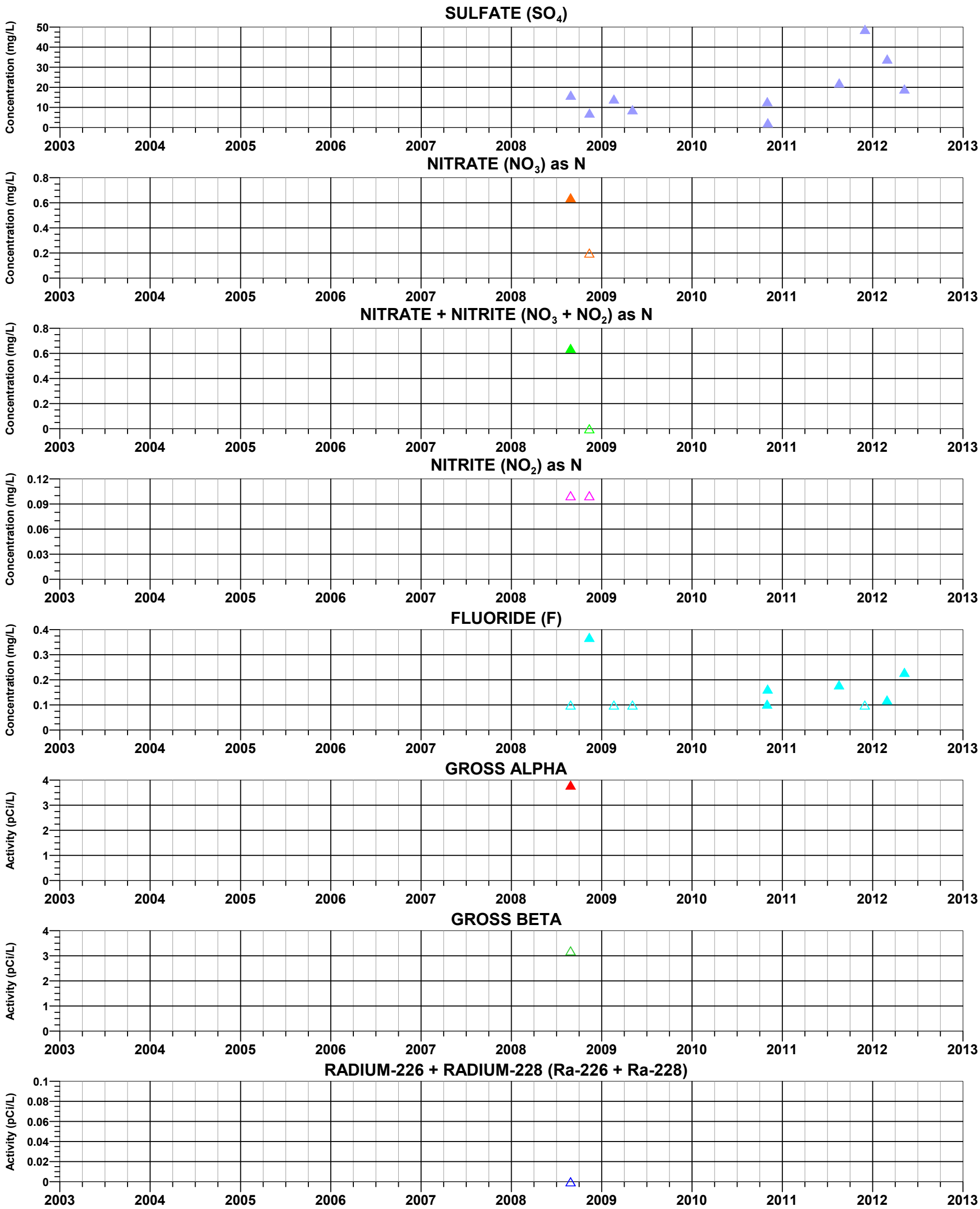

FIGURE C-28c. TIME-SERIES OF NON-METALS CONCENTRATIONS AND RADIOLOGICALS AT NUMBER NINE, RESOLUTION PROJECT

MONTGOMERY & ASSOCIATES

S:/605.6/Surface_Water_Baseline_Assessment/TimeSeriesGraphs/NumberNine_NonMetals.grf 18Sep2012

EXPLANATION

▲ Closed symbols: Detected Values
△ Open symbols: Value below detection limit (plotted at detection limit)

Number Nine

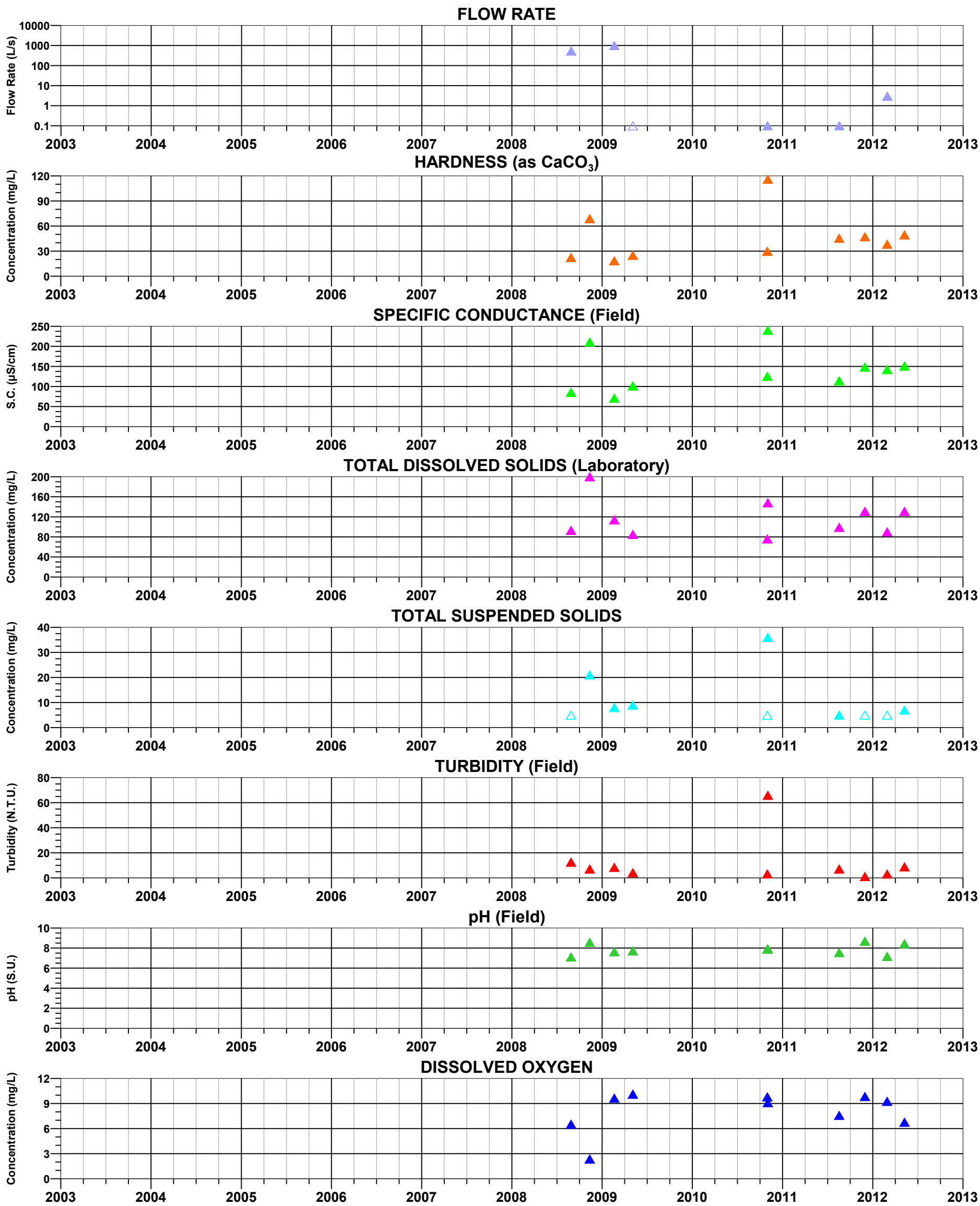

FIGURE C-28d. TIME-SERIES OF FIELD AND LABORATORY PARAMETERS AT NUMBER NINE, RESOLUTION PROJECT

MONTGOMERY & ASSOCIATES

S:/605.6/Surface_Water_Baseline_Assessment/TimeSeriesGraphs/NumberNine_Parameters.grf 18Sep2012

EXPLANATION

▲ Closed symbols: Detected Values
△ Open symbols: Value below detection limit (plotted at detection limit)

Oak Flat Tributary

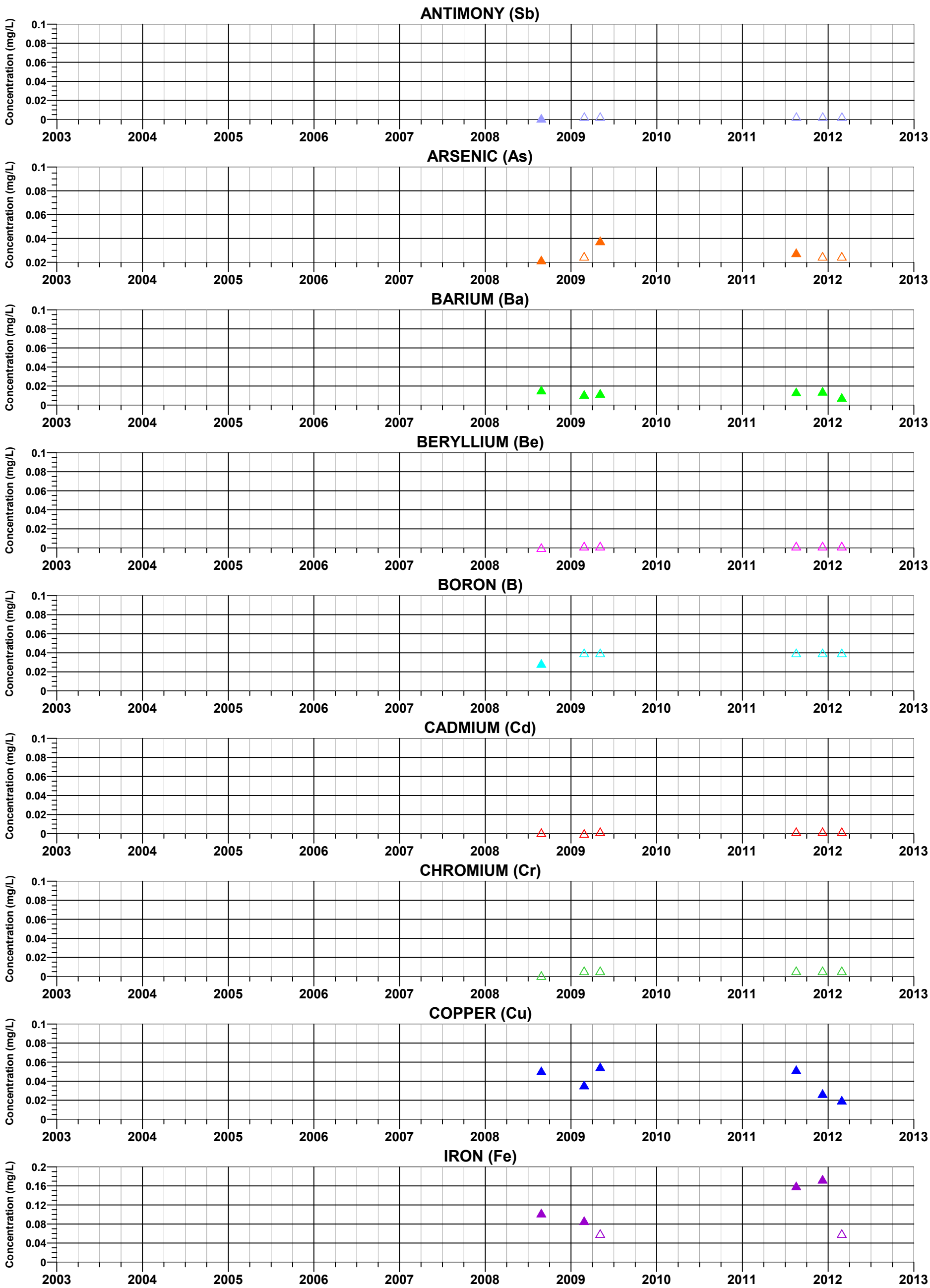

FIGURE C-29a. TIME-SERIES OF METALS CONCENTRATIONS AT OAK FLAT TRIBUTARY RESOLUTION PROJECT

MONTGOMERY & ASSOCIATES

S:/605.6/Surface_Water_Baseline_Assessment/TimeSeriesGraphs/OakFlatTributary_Metals1.grf 19Sep2012

EXPLANATION

▲ Closed symbols: Detected Values
△ Open symbols: Value below detection limit (plotted at detection limit)

Number Nine

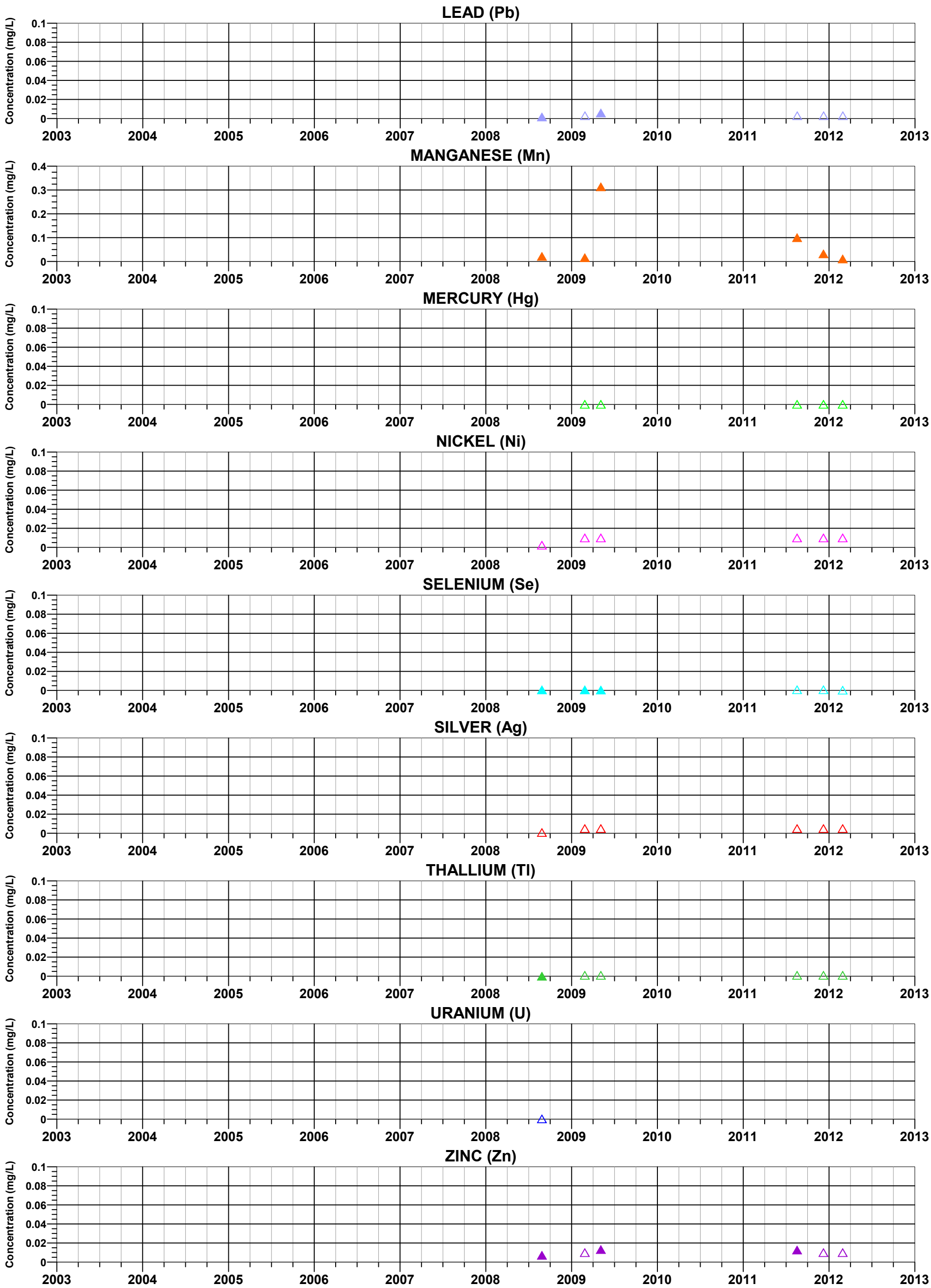

FIGURE C-29b. TIME-SERIES OF METALS CONCENTRATIONS AT OAK FLAT TRIBUTARY RESOLUTION PROJECT

MONTGOMERY & ASSOCIATES

S:/605.6/Surface_Water_Baseline_Assessment/TimeSeriesGraphs/OakFlatTributary_Metals2.grf 19Sep2012

EXPLANATION

▲ Closed symbols: Detected Values
△ Open symbols: Value below detection limit (plotted at detection limit)

Oak Flat Tributary



FIGURE C-29c. TIME-SERIES OF NON-METALS CONCENTRATIONS AND RADIOLOGICALS AT OAK FLAT TRIBUTARY, RESOLUTION PROJECT

MONTGOMERY & ASSOCIATES

S:/605.6/Surface_Water_Baseline_Assessment/TimeSeriesGraphs/OakFlatTributary_NonMetals.grf 19Sep2012

EXPLANATION

▲ Closed symbols: Detected Values
△ Open symbols: Value below detection limit (plotted at detection limit)

Oak Flat Tributary

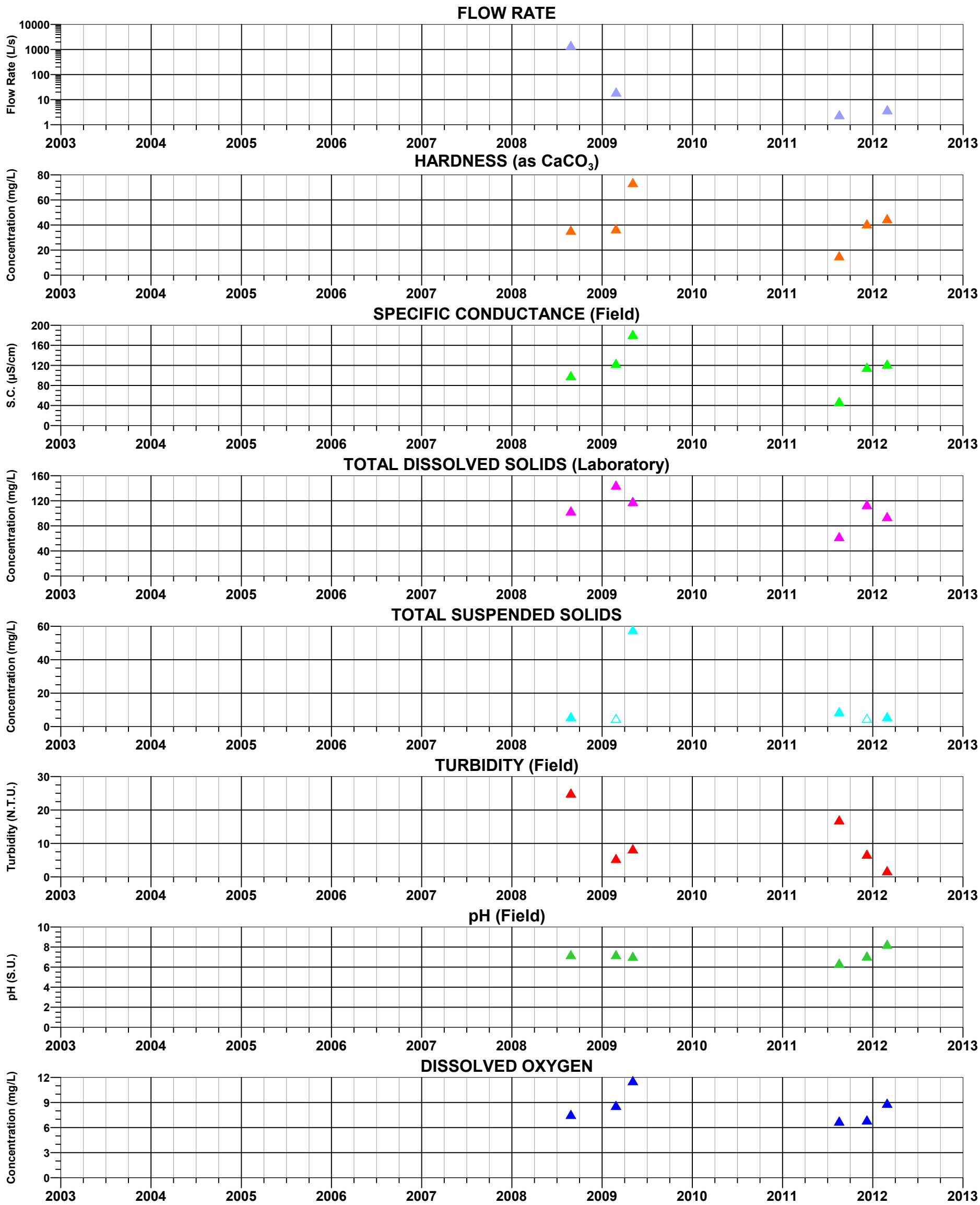

FIGURE C-29d. TIME-SERIES OF FIELD AND LABORATORY PARAMETERS AT OAK FLAT TRIBUTARY, RESOLUTION PROJECT

MONTGOMERY & ASSOCIATES

S:/605.6/Surface_Water_Baseline_Assessment/TimeSeriesGraphs/OakFlatTributary_Parameters.grf 19Sep2012

EXPLANATION

▲ Closed symbols: Detected Values
△ Open symbols: Value below detection limit (plotted at detection limit)

Pump Station Spring

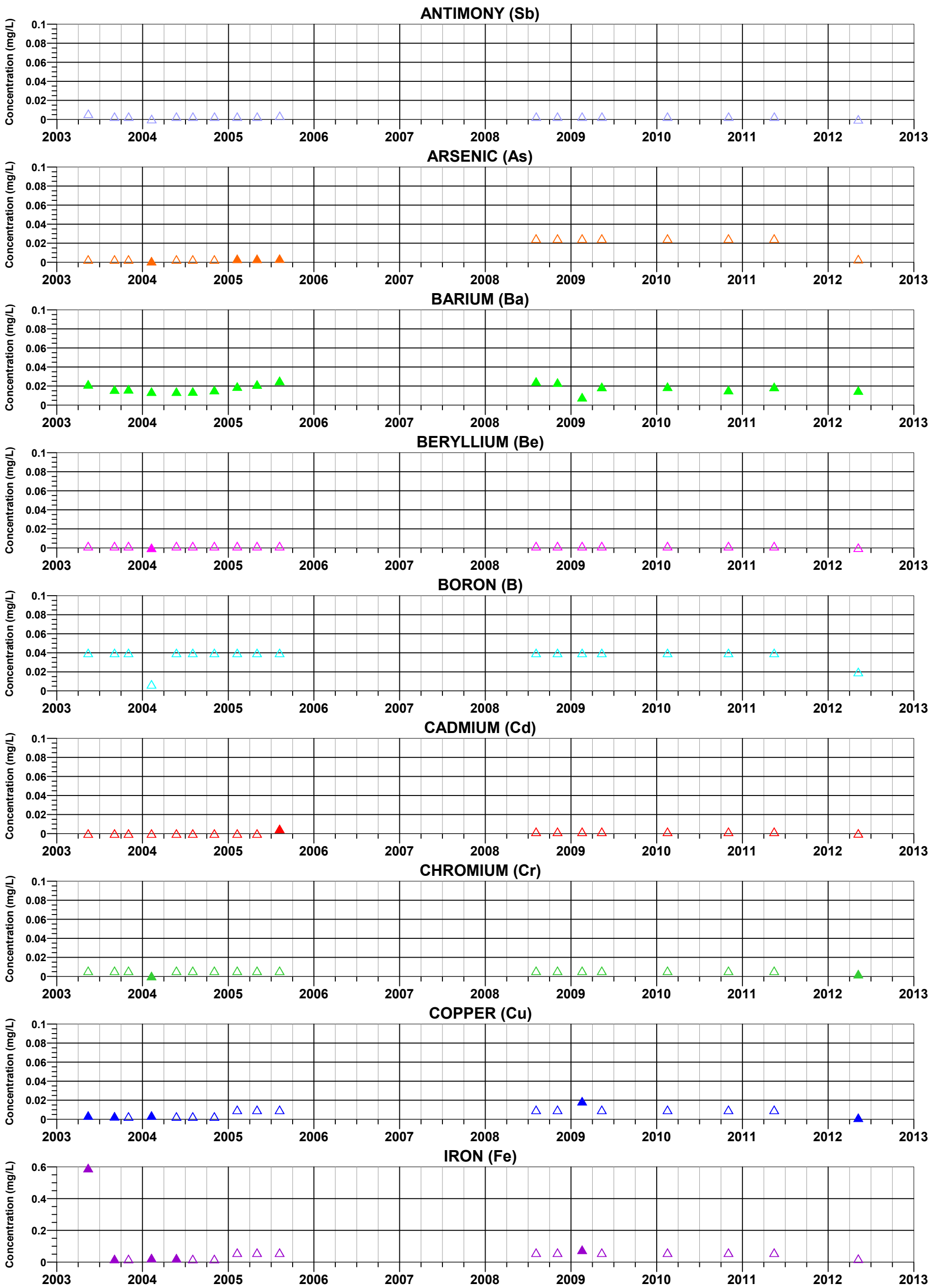

FIGURE C-30a. TIME-SERIES OF METALS CONCENTRATIONS AT PUMP STATION SPRING RESOLUTION PROJECT

MONTGOMERY & ASSOCIATES

S:/605.6/Surface_Water_Baseline_Assessment/TimeSeriesGraphs/PumpStationSpring_Metals1.grf 19Sep2012

EXPLANATION

▲ Closed symbols: Detected Values
△ Open symbols: Value below detection limit (plotted at detection limit)

Pump Station Spring

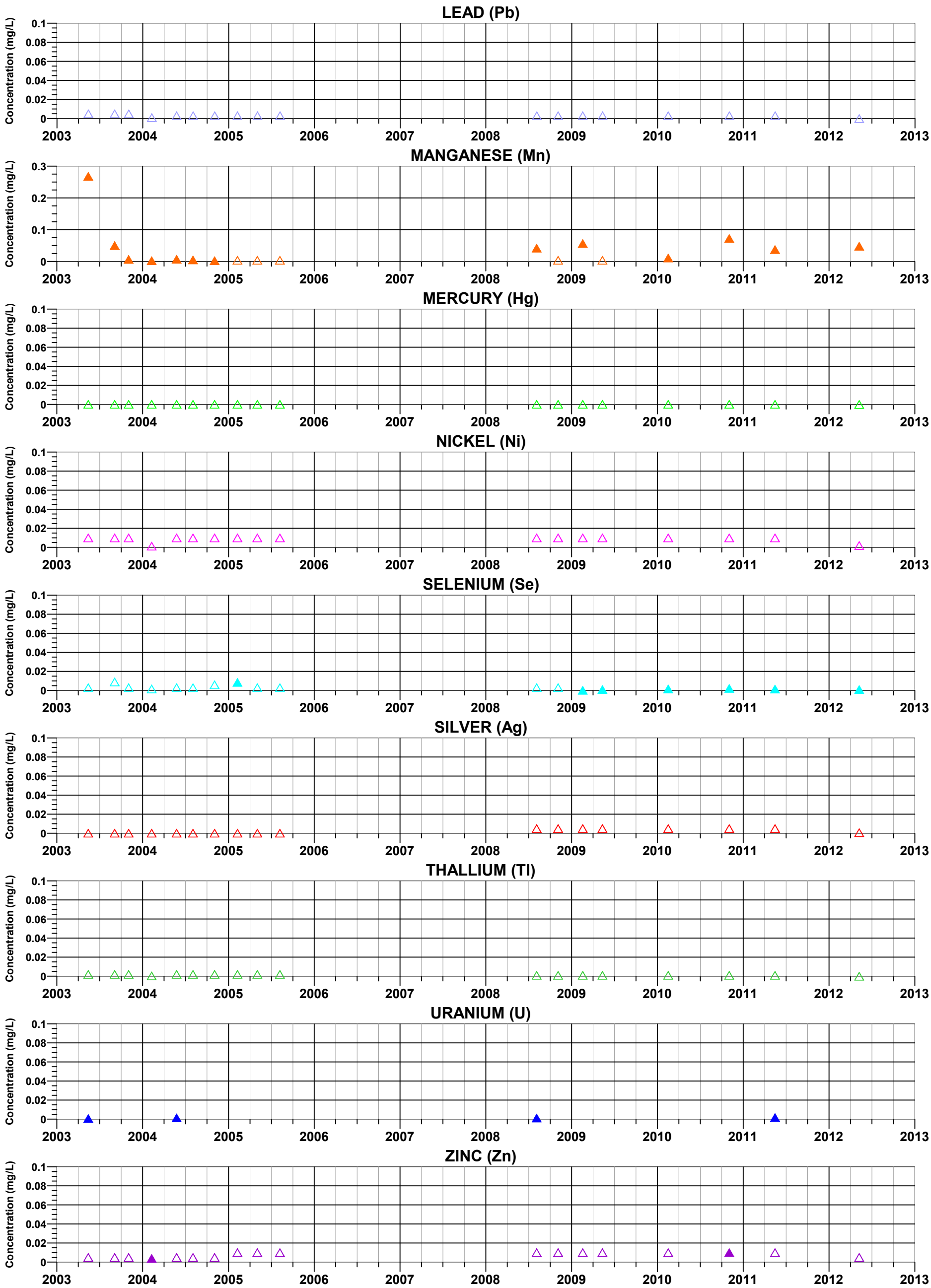

FIGURE C-30b. TIME-SERIES OF METALS CONCENTRATIONS AT PUMP STATION SPRING RESOLUTION PROJECT

MONTGOMERY & ASSOCIATES

S:/605.6/Surface_Water_Baseline_Assessment/TimeSeriesGraphs/PumpStationSpring_Metals2.grf 19Sep2012

EXPLANATION

▲ Closed symbols: Detected Values
△ Open symbols: Value below detection limit (plotted at detection limit)

Pump Station Spring

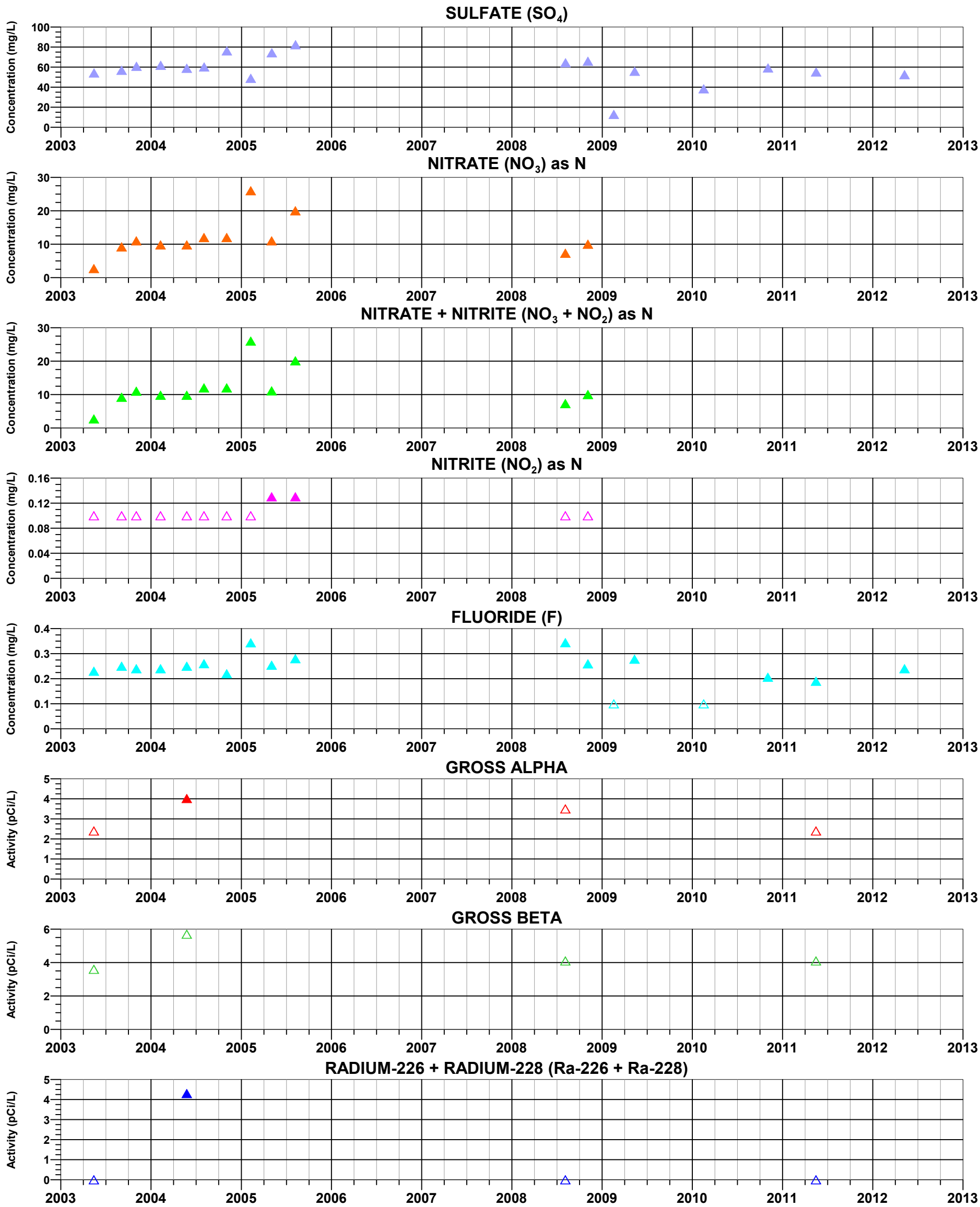

FIGURE C-30c. TIME-SERIES OF NON-METALS CONCENTRATIONS AND RADIOLOGICALS AT PUMP STATION SPRING, RESOLUTION PROJECT

MONTGOMERY & ASSOCIATES

S:/605.6/Surface_Water_Baseline_Assessment/TimeSeriesGraphs/PumpStationSpring_NonMetals.grf 19Sep2012

EXPLANATION

▲ Closed symbols: Detected Values
△ Open symbols: Value below detection limit (plotted at detection limit)

Pump Station Spring

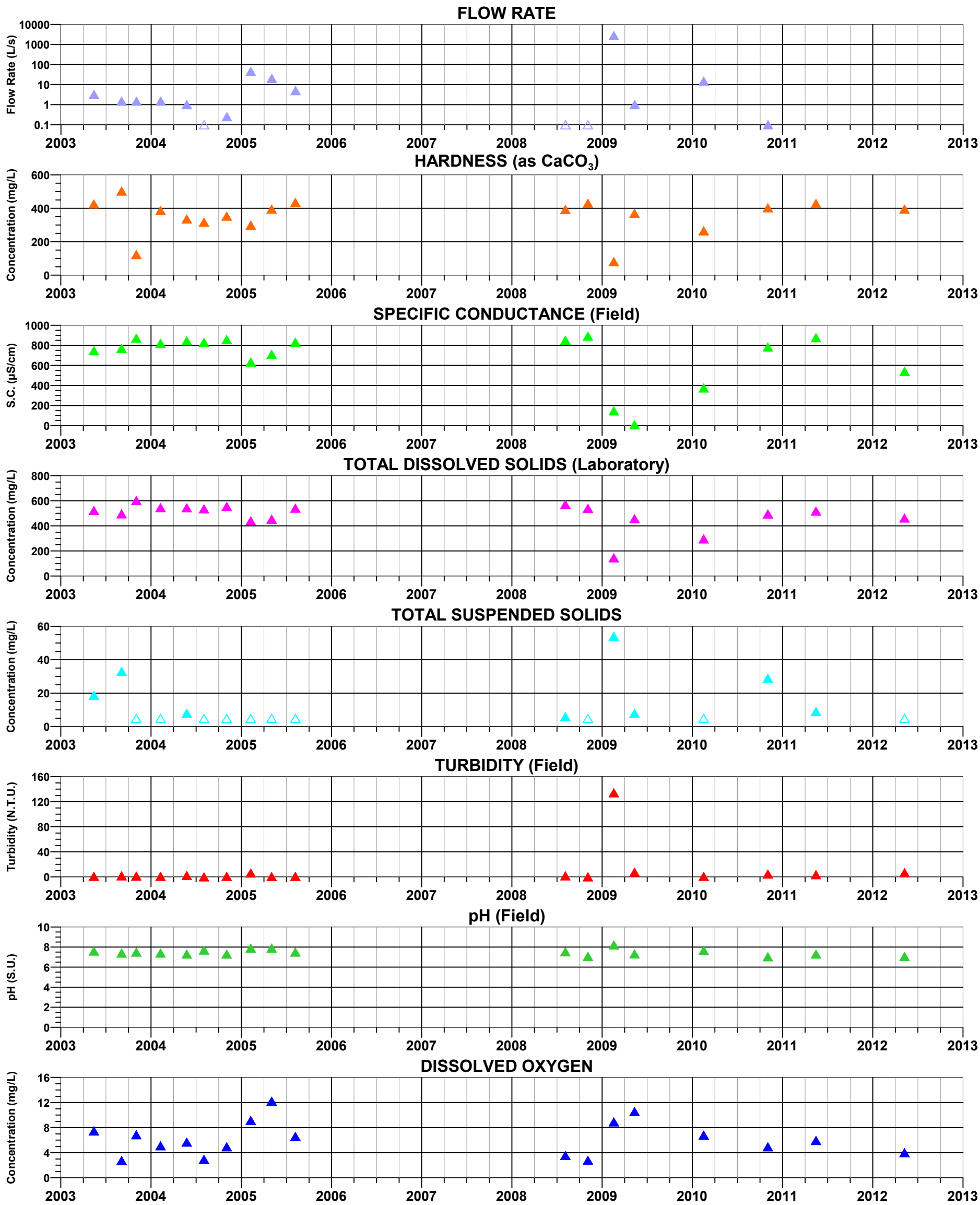

FIGURE C-30d. TIME-SERIES OF FIELD AND LABORATORY PARAMETERS AT PUMP STATION SPRING, RESOLUTION PROJECT

MONTGOMERY & ASSOCIATES

S:/605.6/Surface_Water_Baseline_Assessment/TimeSeriesGraphs/PumpStationSpring_Parameters.grf 19Sep2012

EXPLANATION

▲ Closed symbols: Detected Values
△ Open symbols: Value below detection limit (plotted at detection limit)

QC 19.7 C (Queen above Magma Wash)

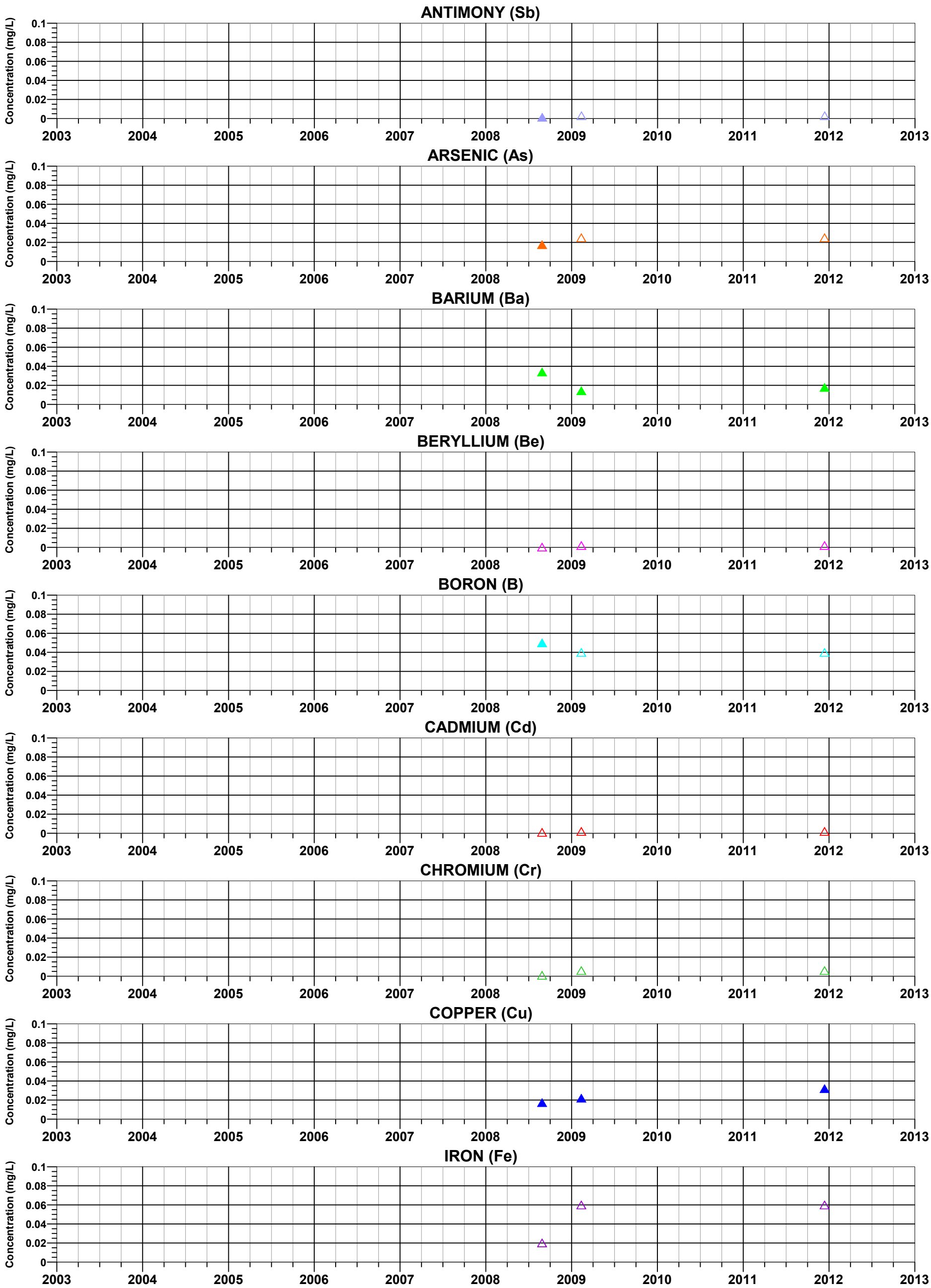

FIGURE C-31a. TIME-SERIES OF METALS CONCENTRATIONS AT QC 19.7 C
RESOLUTION PROJECT

MONTGOMERY & ASSOCIATES

S:/605.6/Surface_Water_Baseline_Assessment/TimeSeriesGraphs/QC19.7C_Metals1.grf 18Apr2013

EXPLANATION

QC 19.7 C (Queen above Magma Wash)

▲ Closed symbols: Detected Values
△ Open symbols: Value below detection limit (plotted at detection limit)

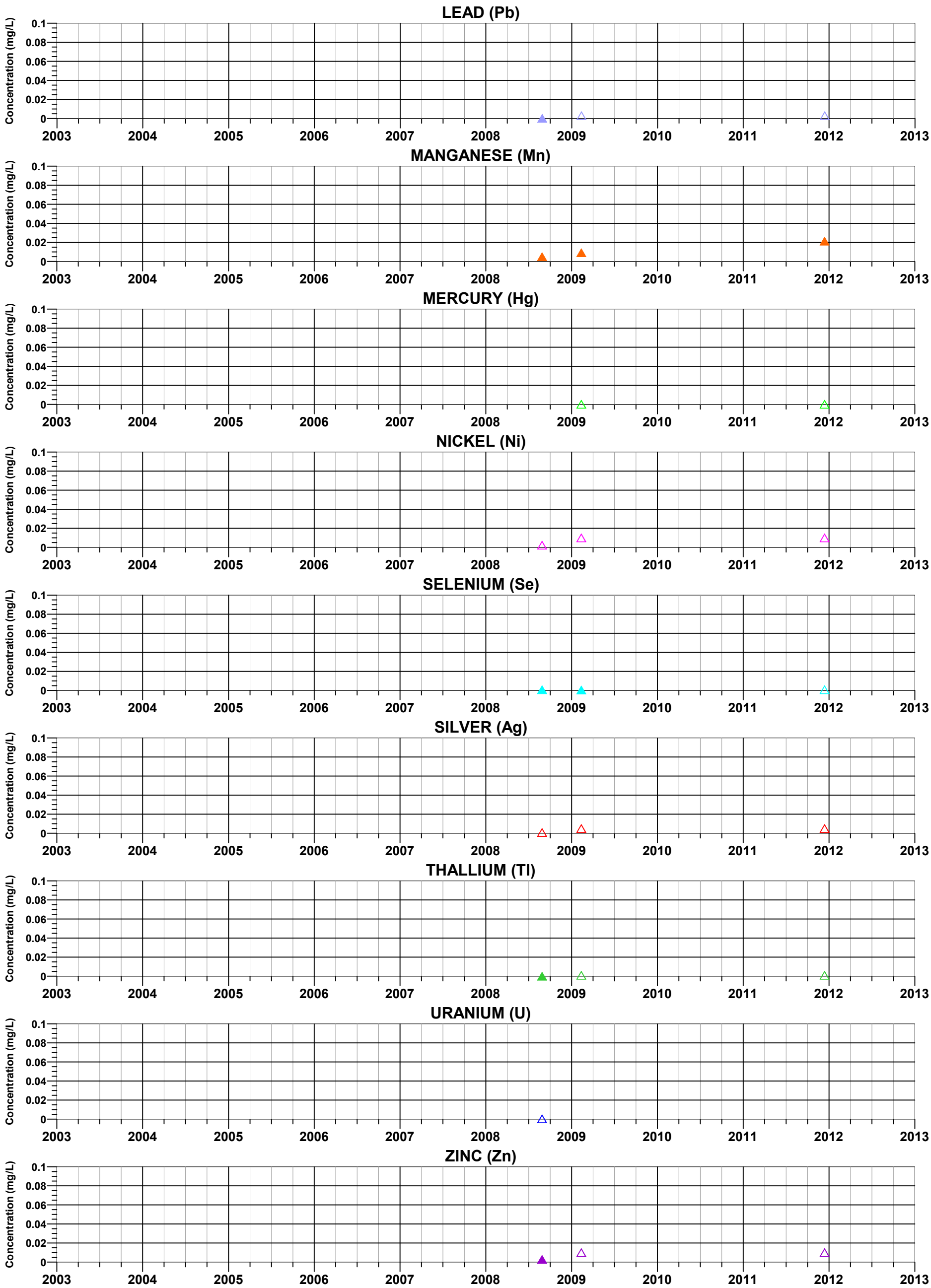

FIGURE C-31b. TIME-SERIES OF METALS CONCENTRATIONS AT QC 19.7 C
RESOLUTION PROJECT

MONTGOMERY & ASSOCIATES

S:/605.6/Surface_Water_Baseline_Assessment/TimeSeriesGraphs/QC19.7C_Metals2.grf 18Apr2013

EXPLANATION

▲ Closed symbols: Detected Values
△ Open symbols: Value below detection limit (plotted at detection limit)

QC 19.7 C (Queen above Magma Wash)



FIGURE C-31c. TIME-SERIES OF NON-METALS CONCENTRATIONS AND RADIOLOGICALS AT QC 19.7 C, RESOLUTION PROJECT

MONTGOMERY & ASSOCIATES

S:/605.6/Surface_Water_Baseline_Assessment/TimeSeriesGraphs/QC19.7C_NonMetals.grf 18Apr2013

EXPLANATION

▲ Closed symbols: Detected Values
△ Open symbols: Value below detection limit (plotted at detection limit)

QC 19.7 C (Queen above Magma Wash)

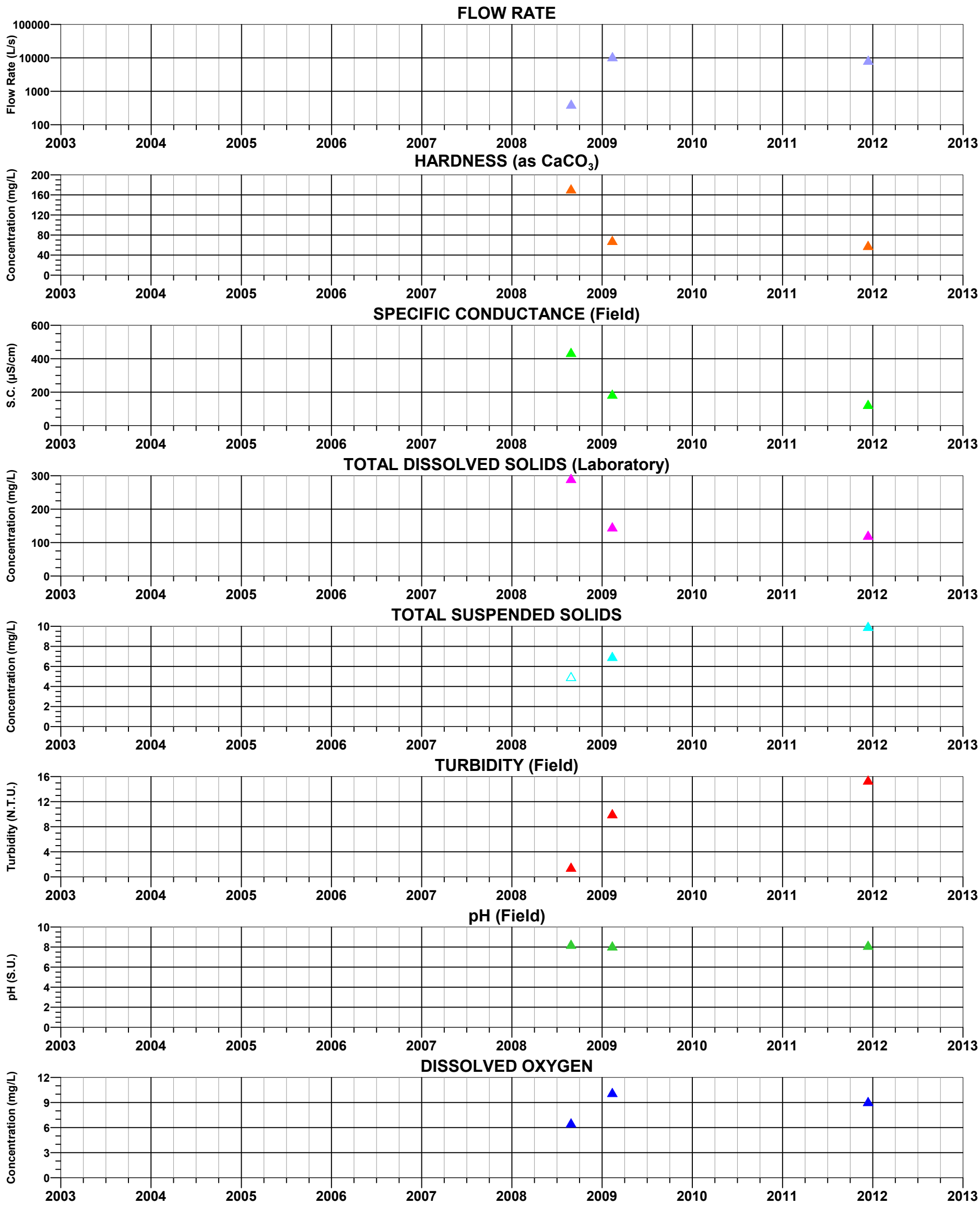

FIGURE C-31d. TIME-SERIES OF FIELD AND LABORATORY PARAMETERS AT QC 19.7 C, RESOLUTION PROJECT

MONTGOMERY & ASSOCIATES

S:/605.6/Surface_Water_Baseline_Assessment/TimeSeriesGraphs/QC19.7C_Parameters.grf 18Apr2013

EXPLANATION

▲ Closed symbols: Detected Values
△ Open symbols: Value below detection limit (plotted at detection limit)

QC 21.7 C (Magma Avenue)

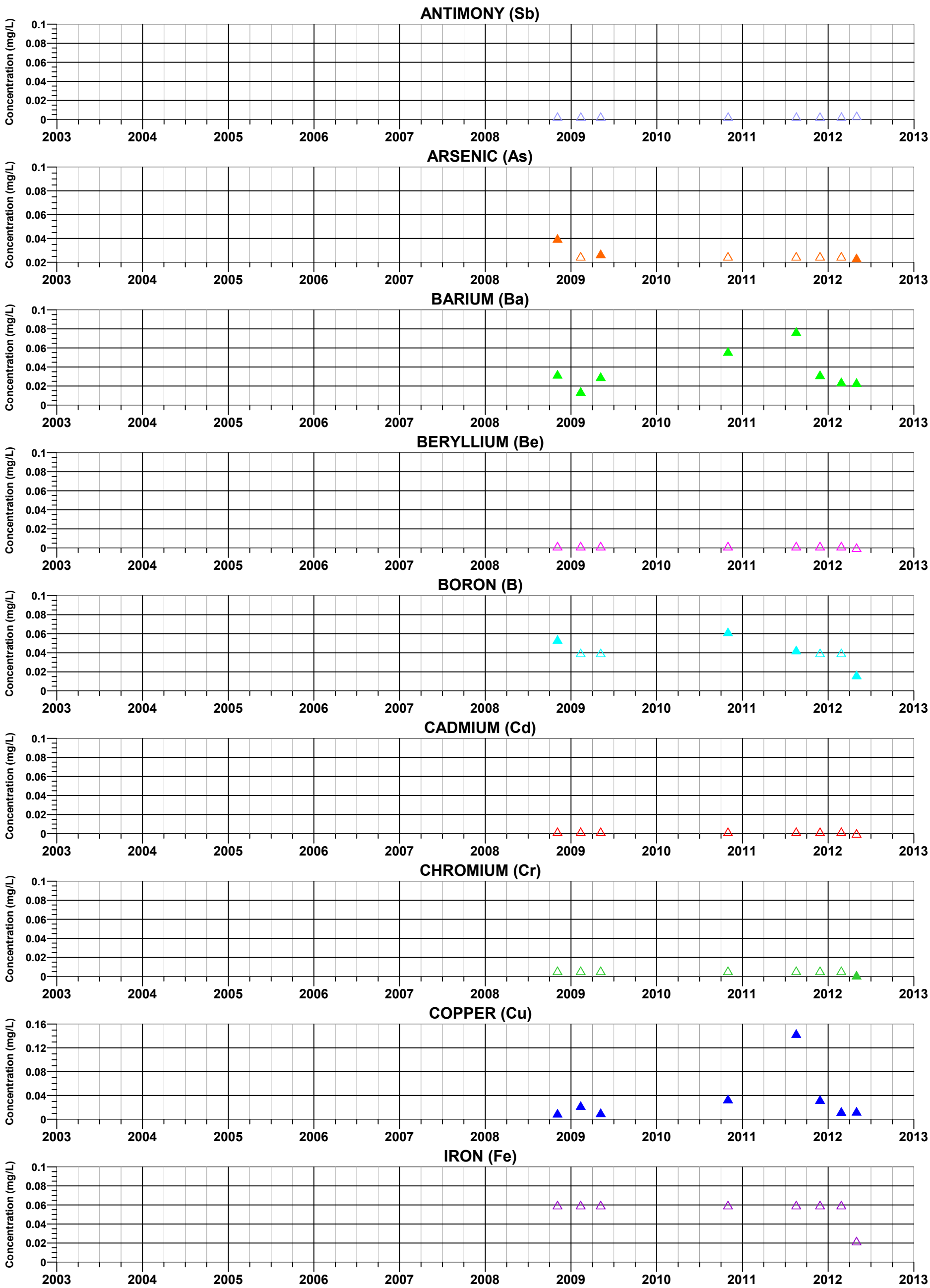

FIGURE C-32a. TIME-SERIES OF METALS CONCENTRATIONS AT QC 21.7 C
RESOLUTION PROJECT

MONTGOMERY & ASSOCIATES

S:/605.6/Surface_Water_Baseline_Assessment/TimeSeriesGraphs/QC21.7C_Metals1.grf 18Apr2013

EXPLANATION

▲ Closed symbols: Detected Values
△ Open symbols: Value below detection limit (plotted at detection limit)

QC 21.7 C (Magma Avenue)

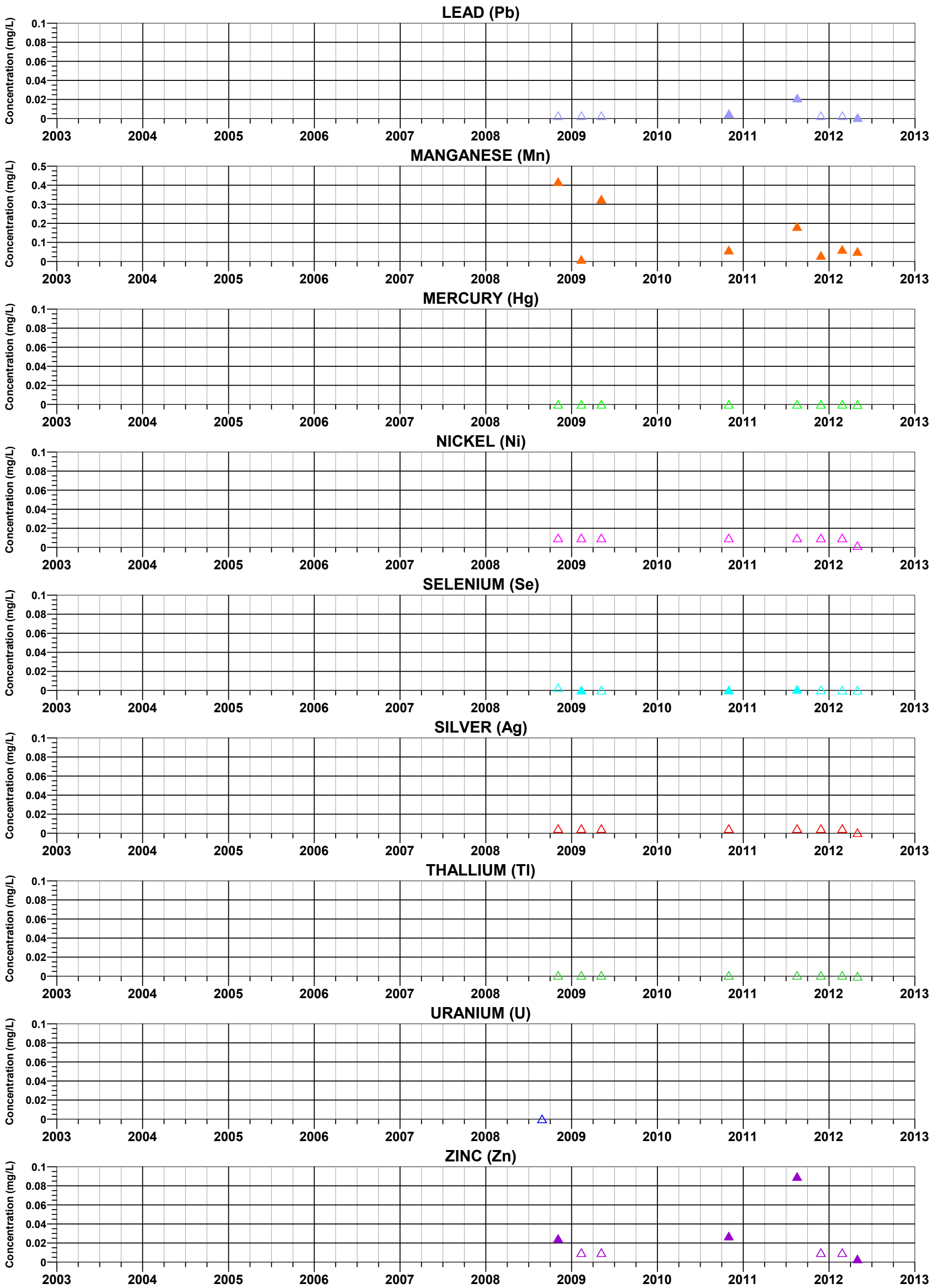

FIGURE C-32b. TIME-SERIES OF METALS CONCENTRATIONS AT QC 21.7 C
RESOLUTION PROJECT

MONTGOMERY & ASSOCIATES

S:/605.6/Surface_Water_Baseline_Assessment/TimeSeriesGraphs/QC21.7C_Metals2.grf 18Apr2013

EXPLANATION

▲ Closed symbols: Detected Values
△ Open symbols: Value below detection limit (plotted at detection limit)

QC 21.7 C (Magma Avenue)

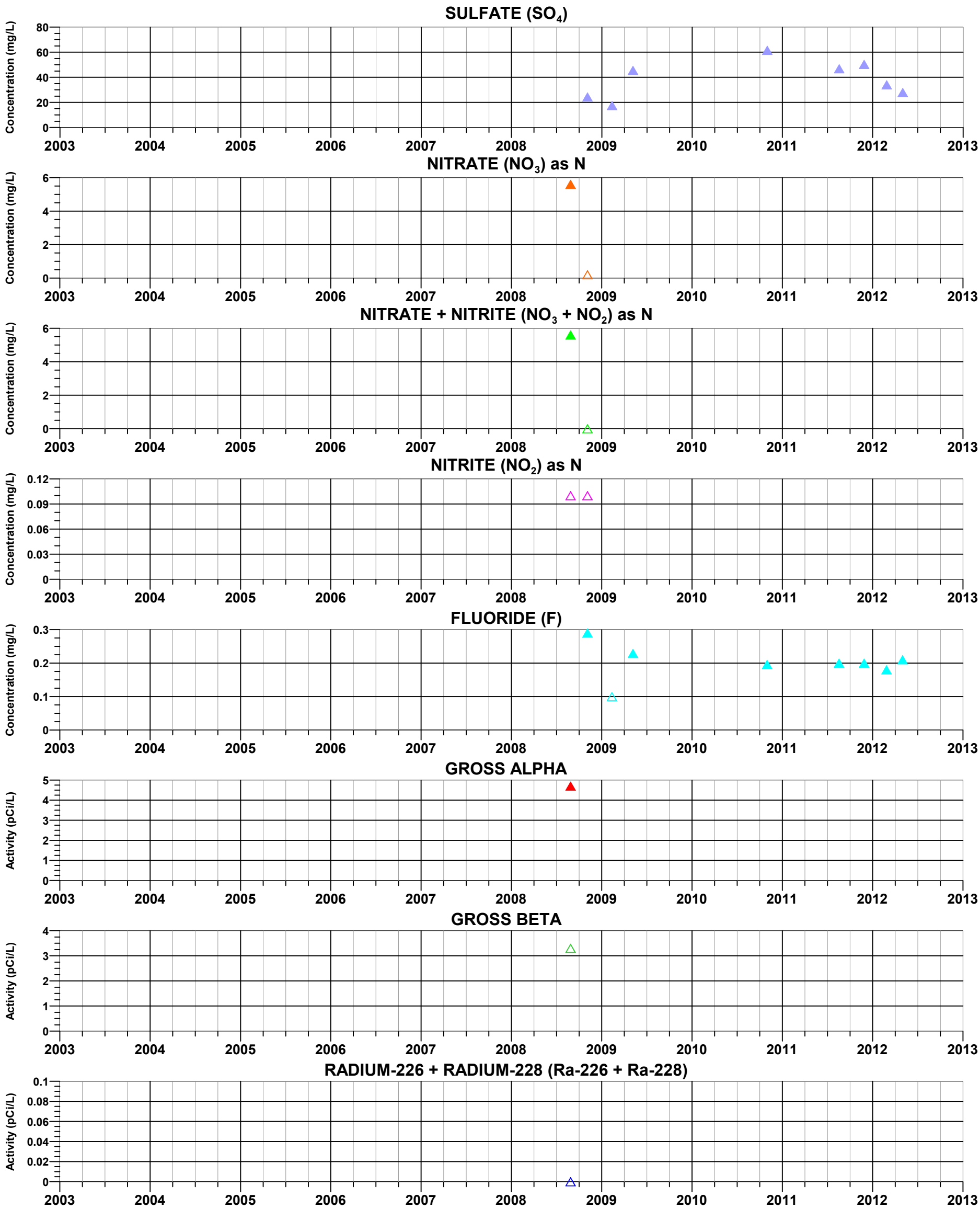

FIGURE C-32c. TIME-SERIES OF NON-METALS CONCENTRATIONS AND RADIOLOGICALS AT QC 21.7 C, RESOLUTION PROJECT

MONTGOMERY & ASSOCIATES

S:/605.6/Surface_Water_Baseline_Assessment/TimeSeriesGraphs/QC21.7C_NonMetals.grf 18Apr2013

EXPLANATION

▲ Closed symbols: Detected Values
△ Open symbols: Value below detection limit (plotted at detection limit)

QC 21.7 C (Magma Avenue)

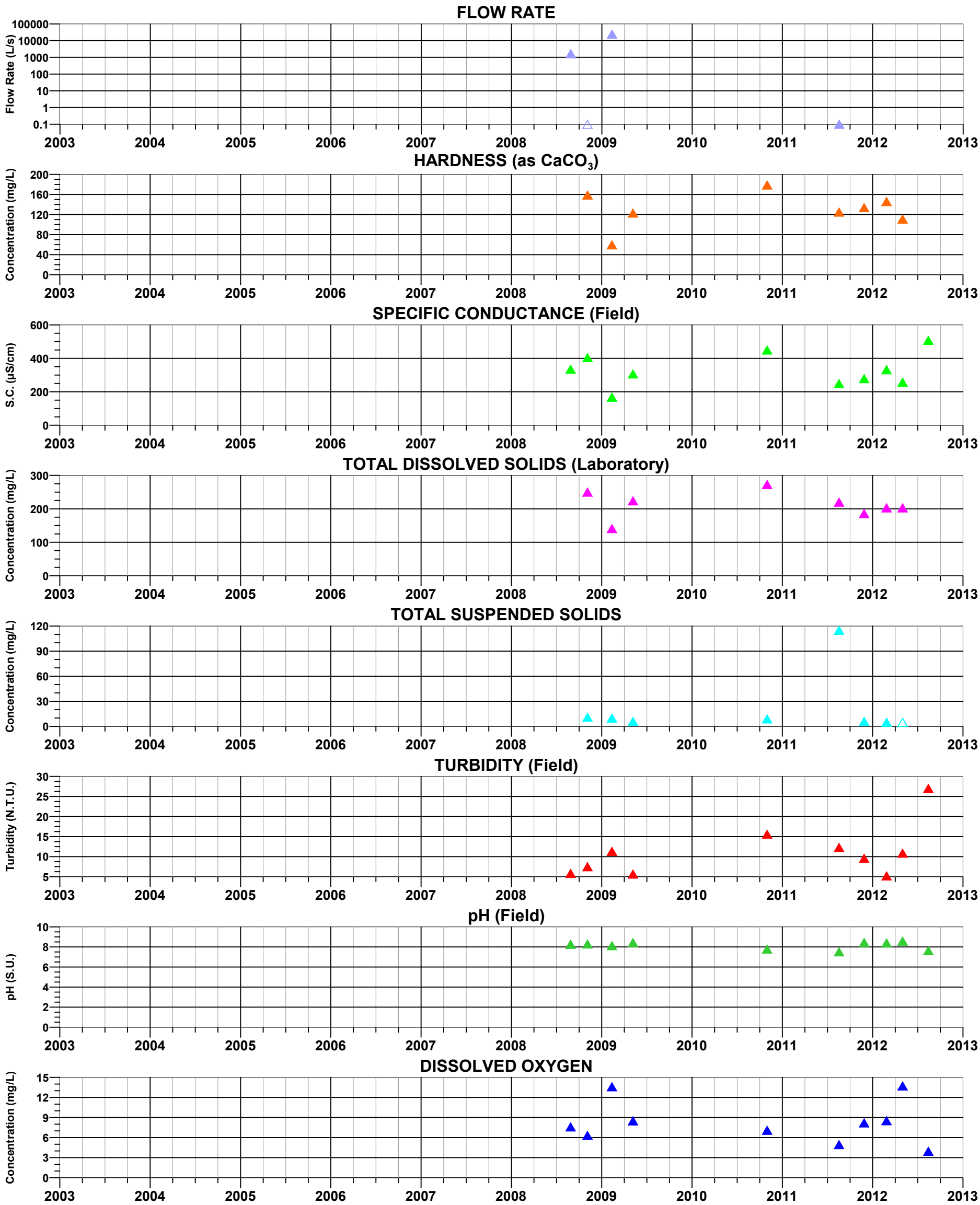

FIGURE C-32d. TIME-SERIES OF FIELD AND LABORATORY PARAMETERS AT QC 21.7 C, RESOLUTION PROJECT

MONTGOMERY & ASSOCIATES

S:/605.6/Surface_Water_Baseline_Assessment/TimeSeriesGraphs/QC21.7C_Parameters.grf 18Apr2013

EXPLANATION

▲ Closed symbols: Detected Values
△ Open symbols: Value below detection limit (plotted at detection limit)

QC 22.6 E (Karst Spring)

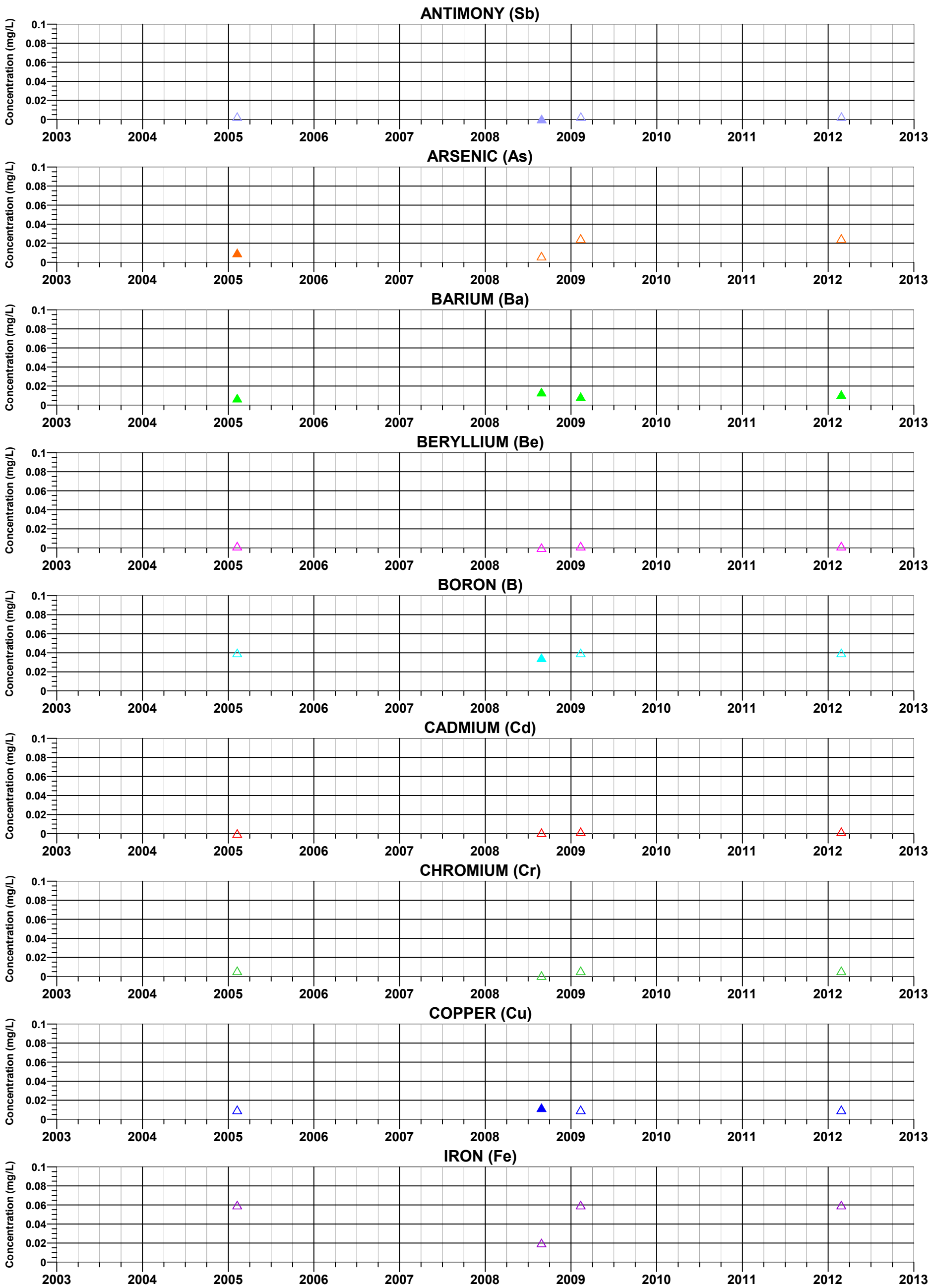

FIGURE C-33a. TIME-SERIES OF METALS CONCENTRATIONS AT QC 22.6 E
RESOLUTION PROJECT

MONTGOMERY & ASSOCIATES

S:/605.6/Surface_Water_Baseline_Assessment/TimeSeriesGraphs/QC22.6E_Metals1.grf 18Apr2013

EXPLANATION

▲ Closed symbols: Detected Values
△ Open symbols: Value below detection limit (plotted at detection limit)

QC 22.6 E (Karst Spring)

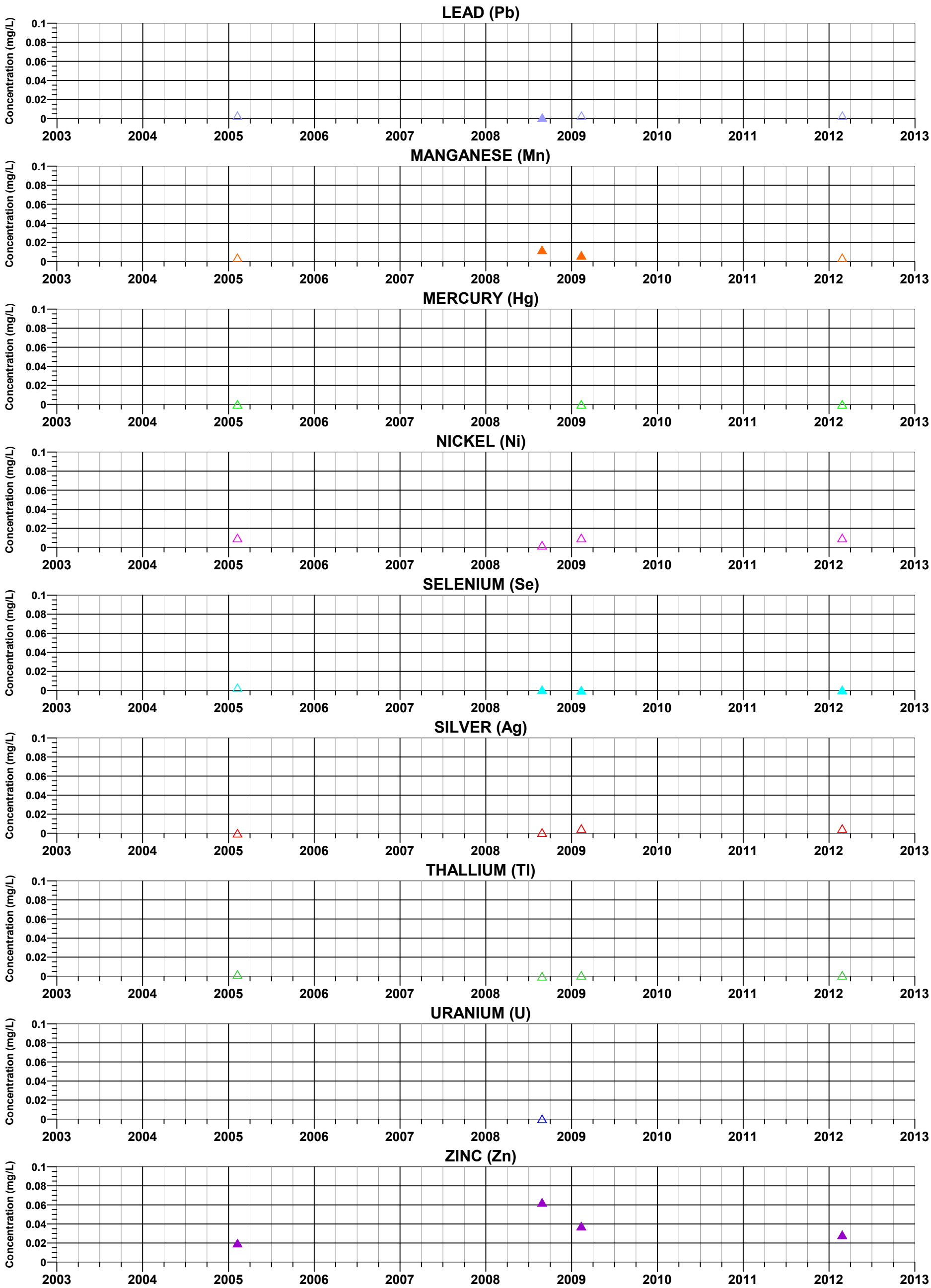

FIGURE C-33b. TIME-SERIES OF METALS CONCENTRATIONS AT QC 22.6 E
RESOLUTION PROJECT

MONTGOMERY & ASSOCIATES

S:/605.6/Surface_Water_Baseline_Assessment/TimeSeriesGraphs/QC22.6E_Metals2.grf 18Apr2013

EXPLANATION

▲ Closed symbols: Detected Values
△ Open symbols: Value below detection limit (plotted at detection limit)

QC 22.6 E (Karst Spring)



FIGURE C-33c. TIME-SERIES OF NON-METALS CONCENTRATIONS AND RADIOLOGICALS AT QC 22.6 E, RESOLUTION PROJECT

MONTGOMERY & ASSOCIATES

S:/605.6/Surface_Water_Baseline_Assessment/TimeSeriesGraphs/QC22.6E_NonMetals.grf 18Apr2013

EXPLANATION

▲ Closed symbols: Detected Values
△ Open symbols: Value below detection limit (plotted at detection limit)

QC 22.6 E (Karst Spring)

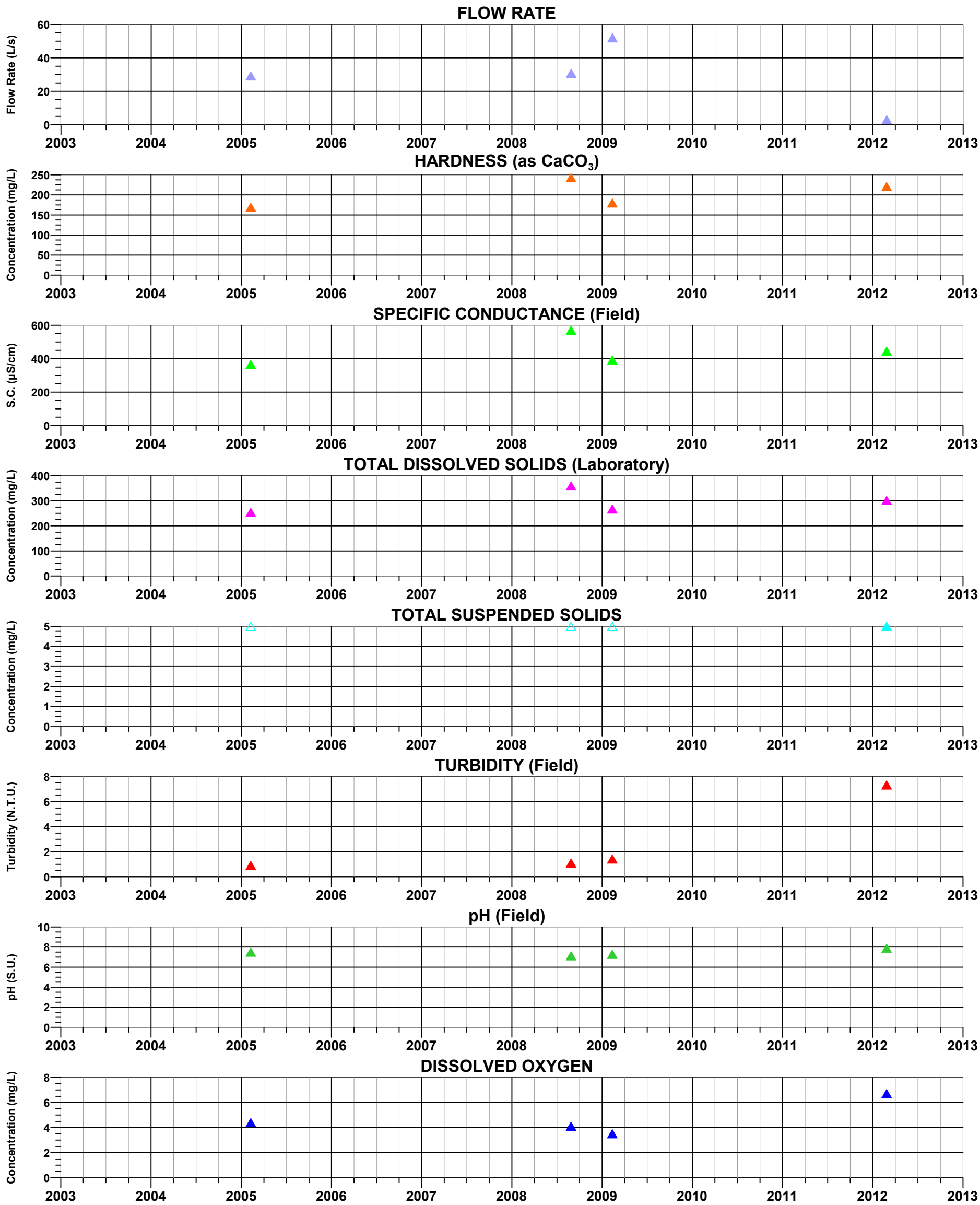

FIGURE C-33d. TIME-SERIES OF FIELD AND LABORATORY PARAMETERS AT QC 22.6 E, RESOLUTION PROJECT

MONTGOMERY & ASSOCIATES

S:/605.6/Surface_Water_Baseline_Assessment/TimeSeriesGraphs/QC22.6E_Parameters.grf 18Apr2013

EXPLANATION

▲ Closed symbols: Detected Values
△ Open symbols: Value below detection limit (plotted at detection limit)

QC 27.3 C (Upper QC)

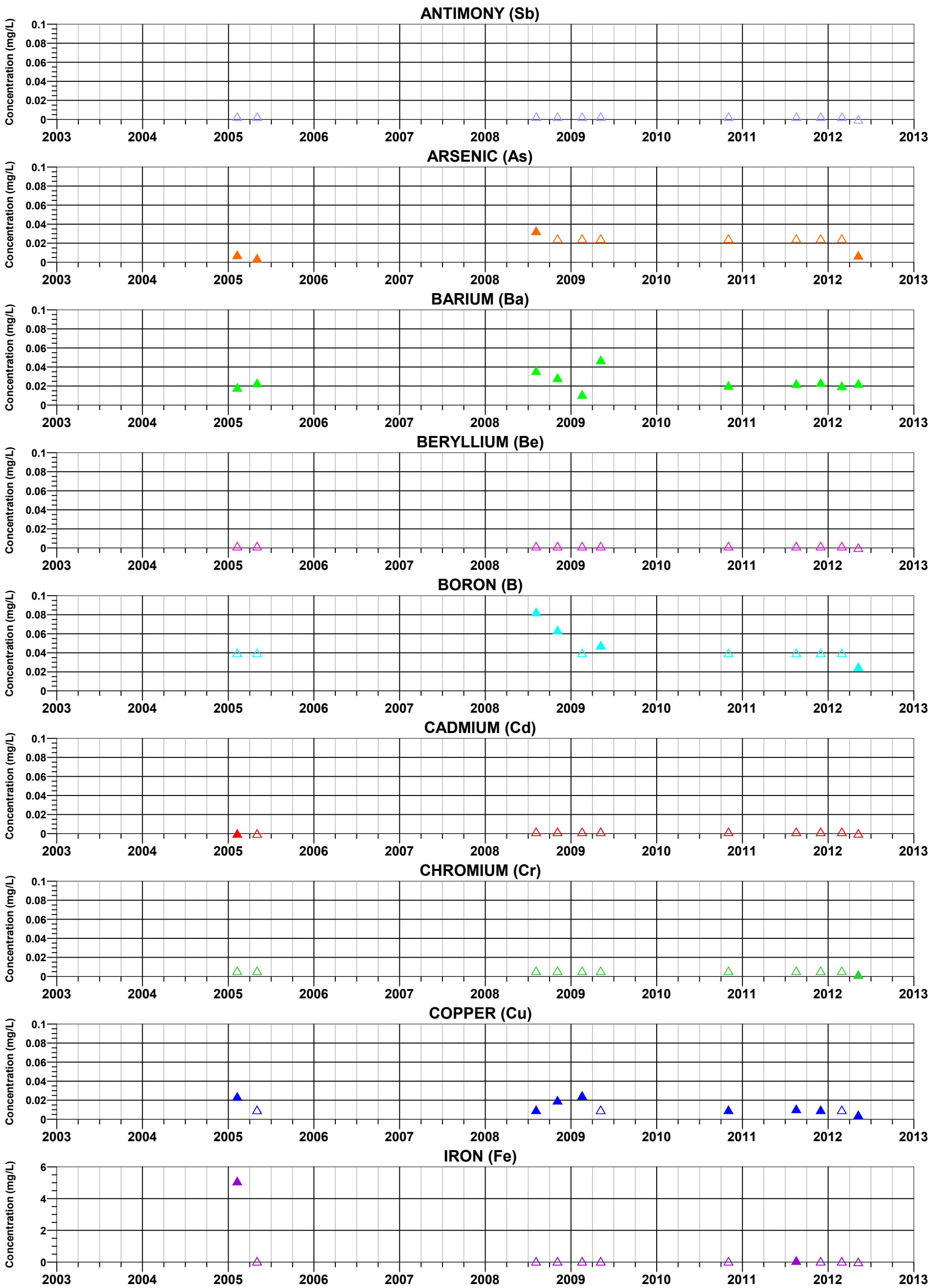

FIGURE C-34a. TIME-SERIES OF METALS CONCENTRATIONS AT QC 27.3 C RESOLUTION PROJECT

MONTGOMERY & ASSOCIATES

S:/605.6/Surface_Water_Baseline_Assessment/TimeSeriesGraphs/QC27.3C_Metals1.grf 20Sep2012

EXPLANATION

▲ Closed symbols: Detected Values
△ Open symbols: Value below detection limit (plotted at detection limit)

QC 27.3 C (Upper QC)

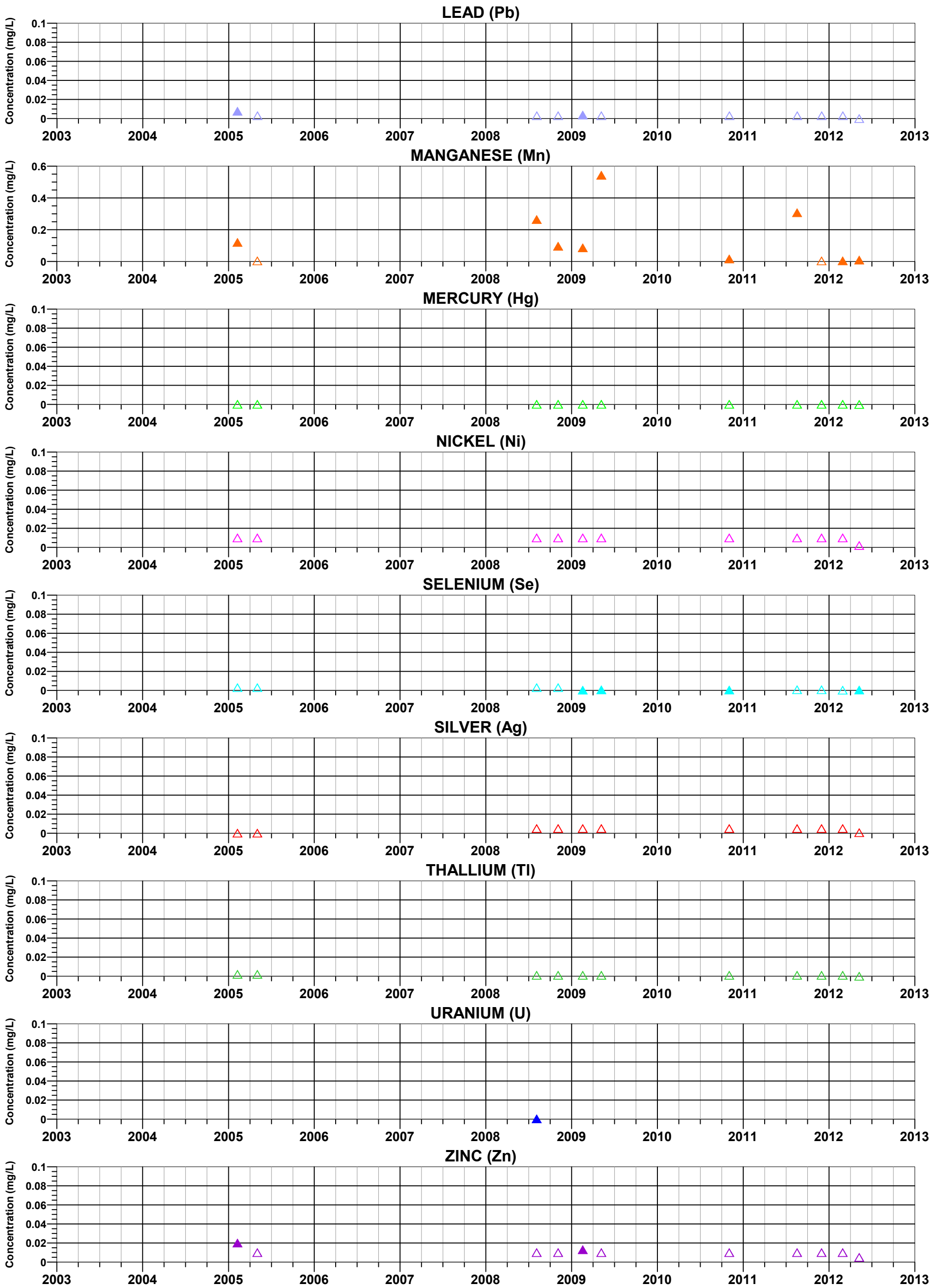

FIGURE C-34b. TIME-SERIES OF METALS CONCENTRATIONS AT QC 27.3 C
RESOLUTION PROJECT

MONTGOMERY & ASSOCIATES

S:/605.6/Surface_Water_Baseline_Assessment/TimeSeriesGraphs/QC27.3C_Metals2.grf 20Sep2012

EXPLANATION

▲ Closed symbols: Detected Values
△ Open symbols: Value below detection limit (plotted at detection limit)

QC 27.3 C (Upper QC)

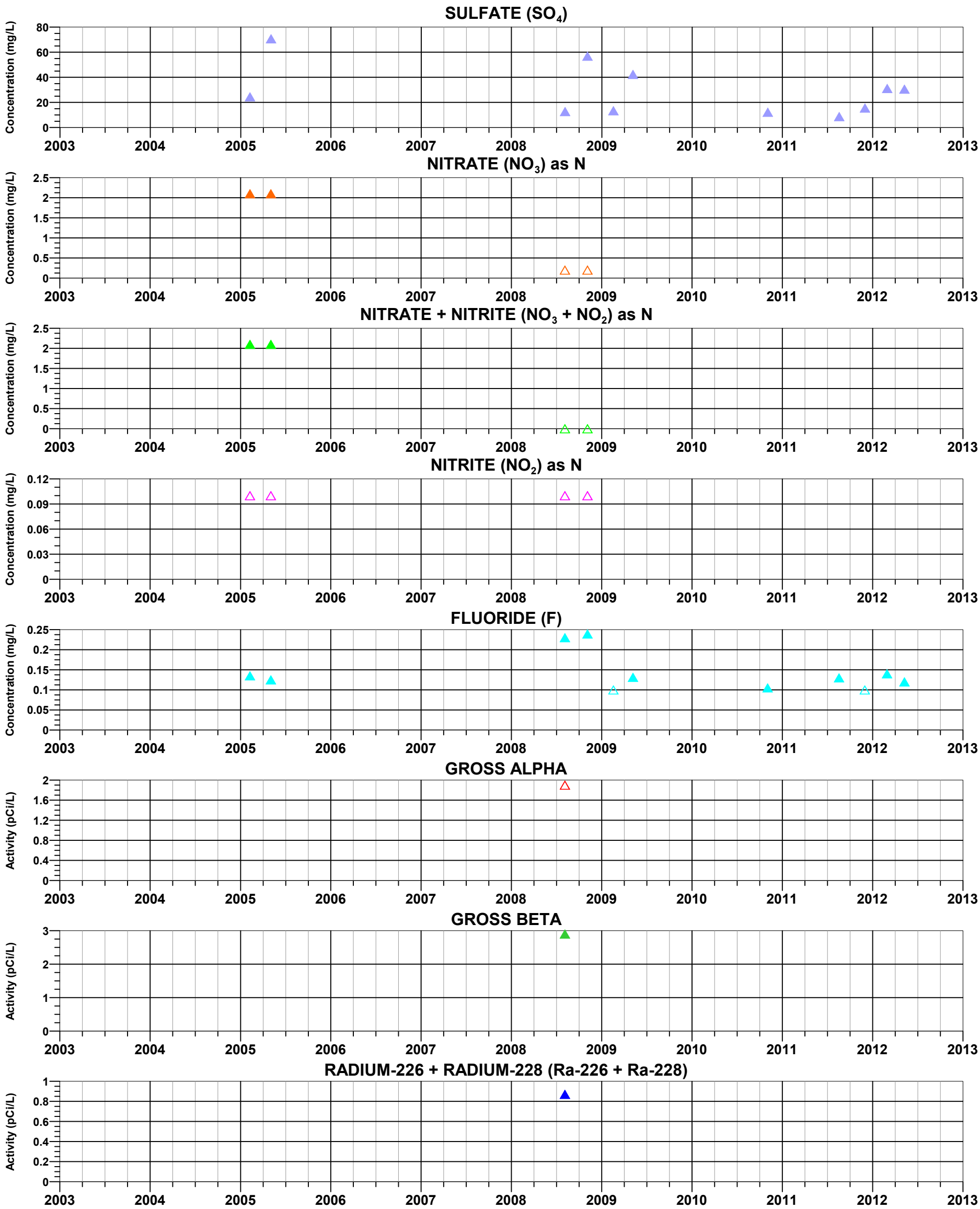

FIGURE C-34c. TIME-SERIES OF NON-METALS CONCENTRATIONS AND RADIOLOGICALS AT QC 27.3 C, RESOLUTION PROJECT

MONTGOMERY & ASSOCIATES

S:/605.6/Surface_Water_Baseline_Assessment/TimeSeriesGraphs/QC27.3C_NonMetals.grf 20Sep2012

EXPLANATION

▲ Closed symbols: Detected Values
△ Open symbols: Value below detection limit (plotted at detection limit)

QC 27.3 C (Upper QC)



FIGURE C-34d. TIME-SERIES OF FIELD AND LABORATORY PARAMETERS AT QC 27.3 C, RESOLUTION PROJECT

MONTGOMERY & ASSOCIATES

S:/605.6/Surface_Water_Baseline_Assessment/TimeSeriesGraphs/QC27.3C_Parameters.grf 20Sep2012

EXPLANATION

▲ Closed symbols: Detected Values
△ Open symbols: Value below detection limit (plotted at detection limit)

RR 1.5 C (Rancho Rio)

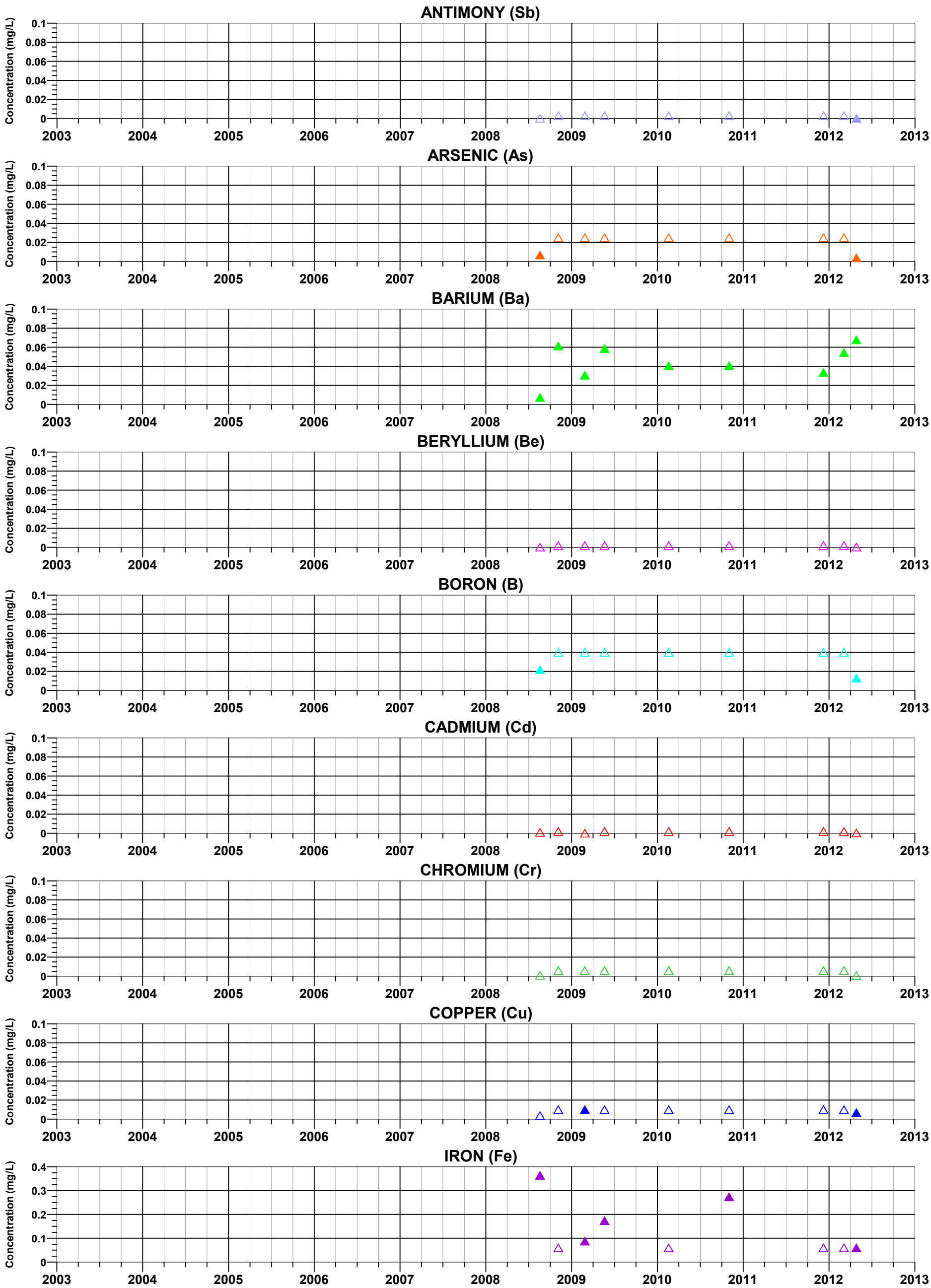

FIGURE C-35a. TIME-SERIES OF METALS CONCENTRATIONS AT RR 1.5 C
RESOLUTION PROJECT

MONTGOMERY & ASSOCIATES

S:/605.6/Surface_Water_Baseline_Assessment/TimeSeriesGraphs/RR1.5C_Metals1.grf 18Apr2013

EXPLANATION

▲ Closed symbols: Detected Values
△ Open symbols: Value below detection limit (plotted at detection limit)

RR 1.5 C (Rancho Rio)

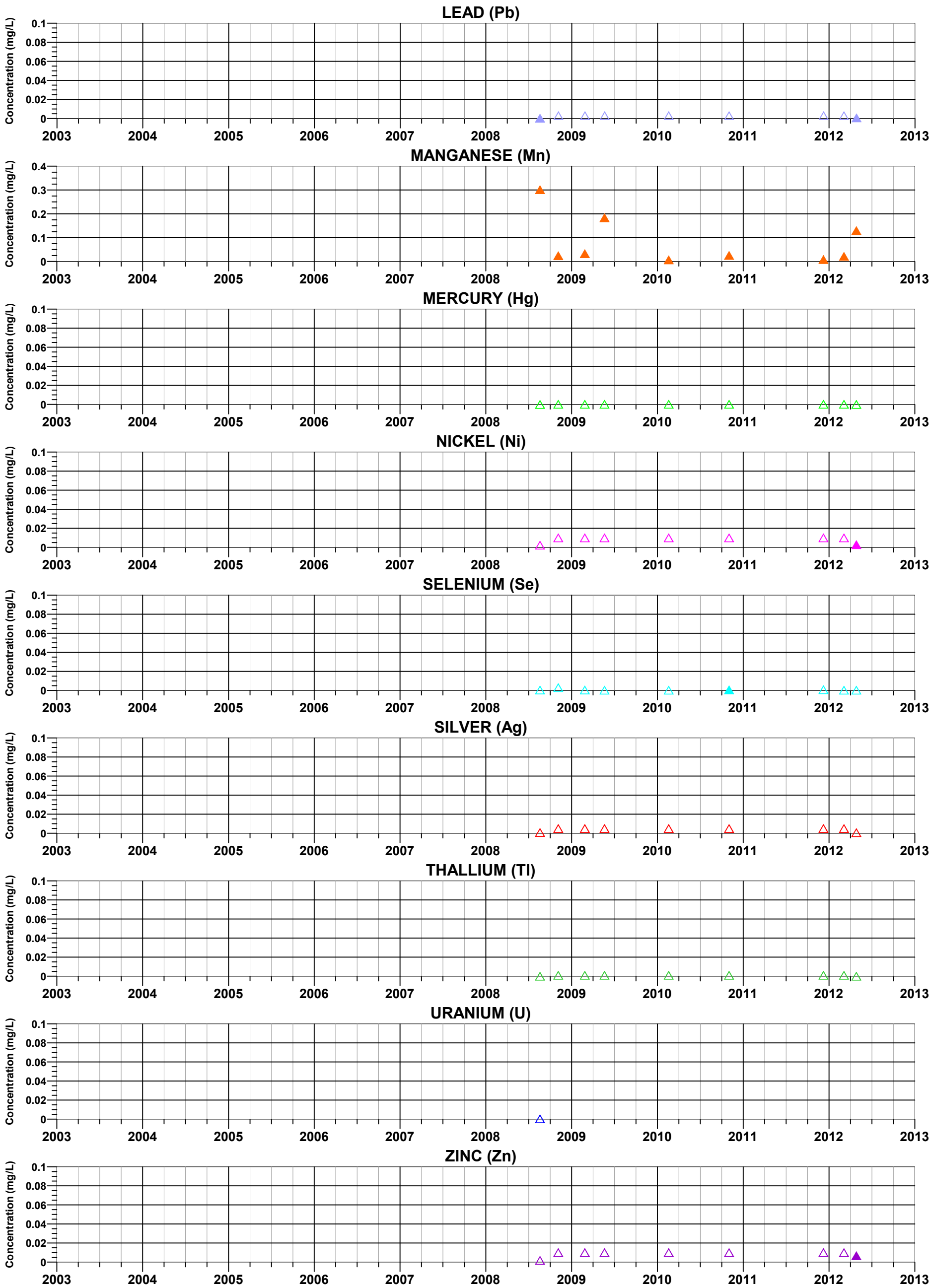

FIGURE C-35b. TIME-SERIES OF METALS CONCENTRATIONS AT RR 1.5 C RESOLUTION PROJECT

MONTGOMERY & ASSOCIATES

S:/605.6/Surface_Water_Baseline_Assessment/TimeSeriesGraphs/RR1.5C_Metals2.grf 18Apr2013

EXPLANATION

▲ Closed symbols: Detected Values
△ Open symbols: Value below detection limit (plotted at detection limit)

RR 1.5 C (Rancho Rio)

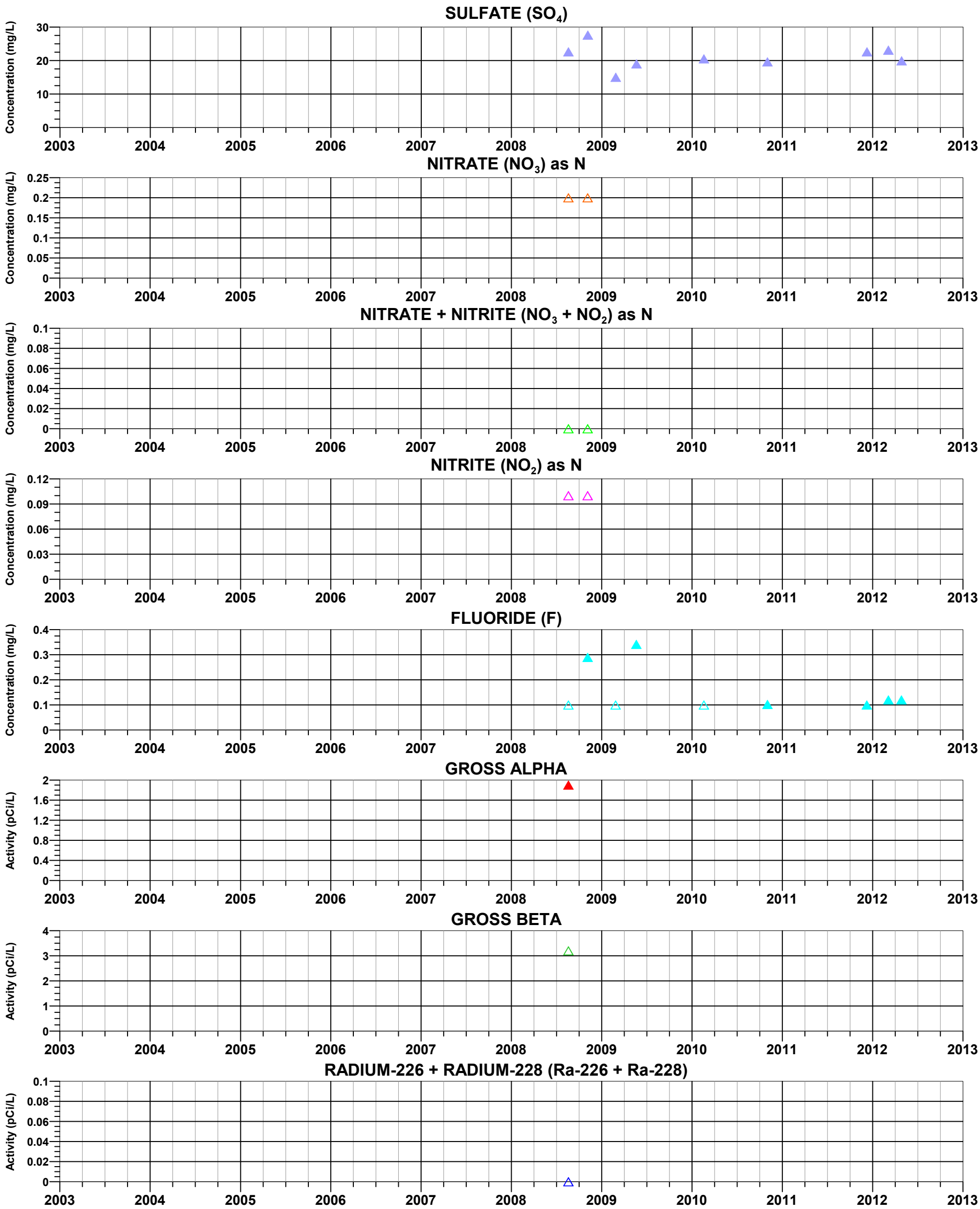

FIGURE C-35c. TIME-SERIES OF NON-METALS CONCENTRATIONS AND RADIOLOGICALS AT RR 1.5 C, RESOLUTION PROJECT

MONTGOMERY & ASSOCIATES

S:/605.6/Surface_Water_Baseline_Assessment/TimeSeriesGraphs/RR1.5C_NonMetals.grf 18Apr2013

EXPLANATION

▲ Closed symbols: Detected Values
△ Open symbols: Value below detection limit (plotted at detection limit)

RR 1.5 C (Rancho Rio)

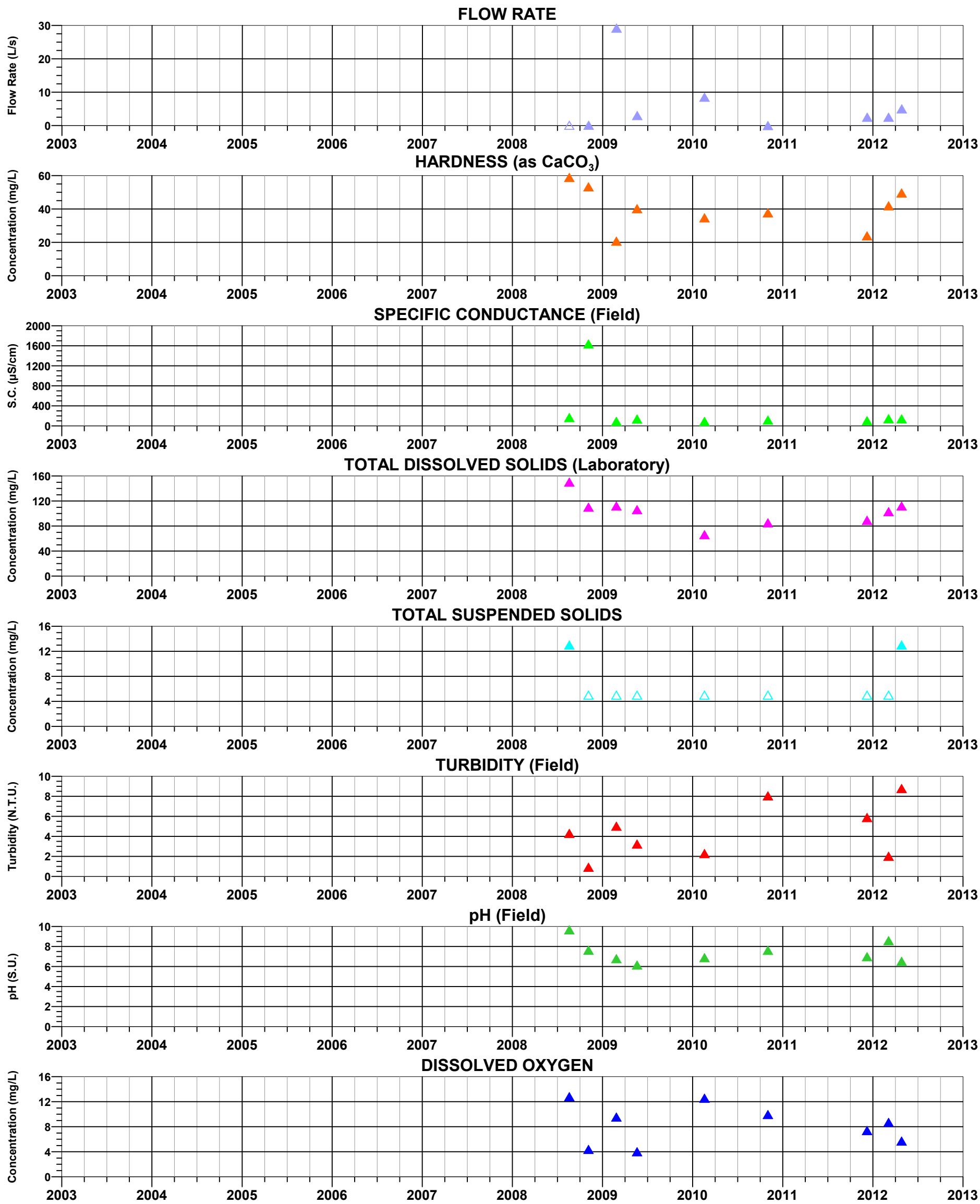

FIGURE C-35d. TIME-SERIES OF FIELD AND LABORATORY PARAMETERS AT RR 1.5 C
RESOLUTION PROJECT

MONTGOMERY & ASSOCIATES

S:/605.6/Surface_Water_Baseline_Assessment/TimeSeriesGraphs/RR1.5C_Parameters.grf 18Apr2013

APPENDIX D

HYDROCHEMISTRY DESCRIPTIVE STATISTICS

TABLE D-1. SURFACE WATER QUALITY SUMMARY STATISTICS
Data presented through Quarter 1, 2013

SITE IDENTIFIER	ANALYTE	FILTERED FRACTION[a]	FILTERED FRACTION: PERCENT TOTAL[b]	UNITS[c]	N[d]	C[e]	D[f]	C/N	MINIMUM DETECT VALUE	MAXIMUM DETECT VALUE	MINIMUM CENSORED VALUE	MAXIMUM CENSORED VALUE	MEAN[g]	STANDARD DEVIATION[h]	95% UPPER CONFIDENCE LIMIT OF MEAN[i]	MEDIAN[j]
Blue Spring	Antimony	Dissolved	0	mg/L	13	13	0	100.00%			0.0002	0.0030				
Blue Spring	Antimony	Total	100	mg/L	13	13	0	100.00%			0.0002	0.0220				
Blue Spring	Arsenic	Dissolved	0	mg/L	13	11	2	84.62%	0.0026	0.0090	0.0030	0.0250				
Blue Spring	Arsenic	Total	100	mg/L	13	9	4	69.23%	0.0027	0.0089	0.0030	0.0250				
Blue Spring	Barium	Dissolved	0	mg/L	11	0	11	0.00%	0.0199	0.0601			0.0315	0.0130	0.0554	0.0291
Blue Spring	Barium	Total And Dissolved	23	mg/L	13	0	13	0.00%	0.0199	0.0624			0.0332	0.0150	0.0610	0.0291
Blue Spring	Beryllium	Total	100	mg/L	13	13	0	100.00%			0.0002	0.0020				
Blue Spring	Boron	Total	100	mg/L	13	9	4	69.23%	0.0257	0.0480	0.0400	0.2000				
Blue Spring	Cadmium	Dissolved	0	mg/L	13	13	0	100.00%			0.0000	0.0010				
Blue Spring	Cadmium	Total	100	mg/L	13	13	0	100.00%			0.0001	0.0020				
Blue Spring	Chloride	Total	100	mg/L	13	0	13	0.00%	8.6000	51.4000			15.7100	11.7000	34.8400	11.2000
Blue Spring	Chromium	Total	100	mg/L	13	11	2	84.62%	0.0018	0.0029	0.0010	0.0060				
Blue Spring	Copper	Dissolved	0	mg/L	13	7	6	53.85%	0.0006	0.0042	0.0010	0.0100				
Blue Spring	Copper	Total	100	mg/L	13	11	2	84.62%	0.0033	0.0099	0.0010	0.0100				
Blue Spring	Dissolved Oxygen	Dissolved	0	mg/L	11	0	11	0.00%	0.9900	10.1600			6.1040	2.7060	9.8150	5.9100
Blue Spring	Fluoride	Total	100	mg/L	13	0	13	0.00%	0.1640	0.5500			0.3070	0.1110	0.5070	0.2880
Blue Spring	Hardness (as CaCO3)	Total And Dissolved	85	mg/L	13	0	13	0.00%	145.0000	370.0000			212.8000	66.6000	340.6000	182.0000
Blue Spring	Iron	Total And Dissolved	46	mg/L	13	8	5	61.54%	0.0243	0.9930	0.0202	0.0600				
Blue Spring	Lead	Dissolved	0	mg/L	13	13	0	100.00%			0.0000	0.0030				
Blue Spring	Lead	Total	100	mg/L	13	11	2	84.62%	0.0001	0.0568	0.0002	0.0030				
Blue Spring	Manganese	Total	100	mg/L	13	0	13	0.00%	0.0170	1.6500			0.2790	0.4740	1.1330	0.0443
Blue Spring	Mercury	Total	100	mg/L	13	13	0	100.00%			0.0001	0.0002				
Blue Spring	Molybdenum	Total And Dissolved	46	mg/L	13	7	6	53.85%	0.0029	0.0198	0.0010	0.0081				
Blue Spring	Nickel	Dissolved	0	mg/L	13	7	6	53.85%	0.0008	0.0020	0.0023	0.0100				
Blue Spring	Nickel	Total	100	mg/L	13	11	2	84.62%	0.0013	0.0022	0.0020	0.0100				
Blue Spring	pH (Field)	Not Applicable	Not Applicable	s.u.	13	0	13	0.00%	7.1000	7.9600			7.5570	0.2870	7.9540	7.5400
Blue Spring	Selenium	Total	100	mg/L	13	9	4	69.23%	0.0003	0.0421	0.0003	0.0300				
Blue Spring	Silver	Dissolved	0	mg/L	13	13	0	100.00%			0.0000	0.0010				
Blue Spring	Silver	Total	100	mg/L	13	13	0	100.00%			0.0001	0.0050				
Blue Spring	Specific Conductance (Field)	Not Applicable	Not Applicable	µS/cm	13	0	13	0.00%	343.0000	809.0000			490.2000	153.5000	771.2000	443.6000
Blue Spring	Sulfate	Total	100	mg/L	13	0	13	0.00%	2.6600	123.0000			33.4700	38.9300	113.4000	13.4000
Blue Spring	Thallium	Dissolved	0	mg/L	13	13	0	100.00%			0.0000	0.0020				
Blue Spring	Thallium	Total	100	mg/L	13	13	0	100.00%			0.0000	0.0023				
Blue Spring	Total Dissolved Solids (Laboratory)	Total	100	mg/L	13	0	13	0.00%	242.0000	594.0000			350.5000	109.8000	576.0000	320.0000
Blue Spring	Total Suspended Solids	Total	100	mg/L	12	7	5	58.33%	6.0000	306.0000	5.0000	5.0000				
Blue Spring	Turbidity (Field)	Not Applicable	Not Applicable	NTUs	12	0	12	0.00%	0.0100	13.6800			3.2040	3.8990	9.5280	1.5350
Blue Spring	Zinc	Dissolved	0	mg/L	13	13	0	100.00%			0.0019	0.0100				
Blue Spring	Zinc	Total	100	mg/L	13	12	1	92.31%	0.0085	0.0085	0.0019	0.0100				
Bored Spring	Antimony	Dissolved	0	mg/L	11	10	1	90.91%	0.0003	0.0003	0.0030	0.0030				
Bored Spring	Antimony	Total	100	mg/L	11	11	0	100.00%			0.0002	0.0030				
Bored Spring	Arsenic	Dissolved	0	mg/L	11	10	1	90.91%	0.0090	0.0090	0.0030	0.0250				
Bored Spring	Arsenic	Total	100	mg/L	11	9	2	81.82%	0.0057	0.0080	0.0030	0.0250				
Bored Spring	Barium	Total And Dissolved	18	mg/L	11	0	11	0.00%	0.0089	0.0615			0.0180	0.0163	0.0486	0.0119
Bored Spring	Beryllium	Total	100	mg/L	11	11	0	100.00%			0.0002	0.0020				
Bored Spring	Boron	Total	100	mg/L	11	7	4	63.64%	0.0342	0.0600	0.0400	0.0400				
Bored Spring	Cadmium	Dissolved	0	mg/L	11	11	0	100.00%			0.0000	0.0010				
Bored Spring	Cadmium	Total	100	mg/L	11	10	1	90.91%	0.0003	0.0003	0.0001	0.0020				
Bored Spring	Chloride	Total	100	mg/L	11	0	11	0.00%	9.3700	37.9000			22.9100	10.3300	37.8000	24.8000
Bored Spring	Chromium	Total	100	mg/L	11	9	2	81.82%	0.0006	0.0025	0.0060	0.0060				
Bored Spring	Copper	Dissolved	0	mg/L	11	6	5	54.55%	0.0016	0.0221	0.0010	0.0100				
Bored Spring	Copper	Total	100	mg/L	11	7	4	63.64%	0.0082	0.0254	0.0020	0.0100				
Bored Spring	Dissolved Oxygen	Dissolved	0	mg/L	10	0	10	0.00%	3.6000	20.0000			10.3300	5.6350	20.0000	8.4400
Bored Spring	Fluoride	Total	100	mg/L	11	1	10	9.09%	0.2620	0.5500	0.1000	0.1000	0.3420	0.0800	0.4730	
Bored Spring	Hardness (as CaCO3)	Total And Dissolved	82	mg/L	11	0	11	0.00%	136.0000	360.0000			259.3000	55.0600	326.0000	272.0000
Bored Spring	Iron	Total And Dissolved	45	mg/L	11	6	5	54.55%	0.0770	0.2140	0.0202	0.0600				

TABLE D-1. SURFACE WATER QUALITY SUMMARY STATISTICS
Data presented through Quarter 1, 2013

SITE IDENTIFIER	ANALYTE	FILTERED FRACTION[a]	FILTERED FRACTION: PERCENT TOTAL[b]	UNITS[c]	N[d]	C[e]	D[f]	C/N	MINIMUM DETECT VALUE	MAXIMUM DETECT VALUE	MINIMUM CENSORED VALUE	MAXIMUM CENSORED VALUE	MEAN[g]	STANDARD DEVIATION[h]	95% UPPER CONFIDENCE LIMIT OF MEAN[i]	MEDIAN[j]
Bored Spring	Lead	Dissolved	0	mg/L	11	7	4	63.64%	0.0001	0.0004	0.0001	0.0030				
Bored Spring	Lead	Total	100	mg/L	11	8	3	72.73%	0.0002	0.0069	0.0030	0.0030				
Bored Spring	Manganese	Total	100	mg/L	11	0	11	0.00%	0.0187	1.7300			0.4040	0.6010	1.5350	0.0782
Bored Spring	Mercury	Total	100	mg/L	11	11	0	100.00%			0.0001	0.0002				
Bored Spring	Molybdenum	Total And Dissolved	45	mg/L	11	5	6	45.45%	0.0049	0.0217	0.0080	0.0081	0.0089	0.0053	0.0176	
Bored Spring	Nickel	Dissolved	0	mg/L	11	6	5	54.55%	0.0010	0.0042	0.0100	0.0100				
Bored Spring	Nickel	Total	100	mg/L	11	11	0	100.00%			0.0011	0.0100				
Bored Spring	pH (Field)	Not Applicable	Not Applicable	s.u.	11	0	11	0.00%	7.1000	10.1000			8.1430	0.9380	9.8600	7.8800
Bored Spring	Selenium	Total	100	mg/L	11	8	3	72.73%	0.0003	0.0011	0.0001	0.0030				
Bored Spring	Silver	Dissolved	0	mg/L	11	11	0	100.00%			0.0000	0.0001				
Bored Spring	Silver	Total	100	mg/L	11	11	0	100.00%			0.0001	0.0050				
Bored Spring	Specific Conductance (Field)	Not Applicable	Not Applicable	µS/cm	11	0	11	0.00%	446.0000	642.0000			561.5000	61.9100	625.5000	580.0000
Bored Spring	Sulfate	Total	100	mg/L	11	0	11	0.00%	22.7000	93.5000			52.4300	19.1500	81.5000	51.4000
Bored Spring	Thallium	Dissolved	0	mg/L	11	11	0	100.00%			0.0000	0.0020				
Bored Spring	Thallium	Total	100	mg/L	11	11	0	100.00%			0.0000	0.0020				
Bored Spring	Total Dissolved Solids (Laboratory)	Total	100	mg/L	11	0	11	0.00%	312.0000	485.0000			372.2000	48.1000	447.5000	354.0000
Bored Spring	Total Suspended Solids	Total	100	mg/L	11	7	4	63.64%	7.0000	23.0000	5.0000	5.0000				
Bored Spring	Turbidity (Field)	Not Applicable	Not Applicable	NTUs	11	0	11	0.00%	0.3800	12.2100			4.4090	3.9000	10.9900	2.6600
Bored Spring	Zinc	Dissolved	0	mg/L	11	10	1	90.91%	0.0120	0.0120	0.0019	0.0100				
Bored Spring	Zinc	Total	100	mg/L	11	6	5	54.54%	0.0053	0.0410	0.0050	0.0100				
Boulder Hole	Antimony	Dissolved	0	mg/L	17	17	0	100.00%			0.0005	0.0060				
Boulder Hole	Antimony	Total	100	mg/L	17	16	1	94.12%	0.0008	0.0008	0.0030	0.0060				
Boulder Hole	Arsenic	Dissolved	0	mg/L	17	4	13	23.53%	0.0107	0.0340	0.0250	0.0250	0.0199	0.0075	0.0323	
Boulder Hole	Arsenic	Total	100	mg/L	17	4	13	23.53%	0.0094	0.0400	0.0250	0.0250	0.0213	0.0098	0.0374	
Boulder Hole	Barium	Dissolved	0	mg/L	15	0	15	0.00%	0.0130	0.0752			0.0452	0.0220	0.0739	0.0457
Boulder Hole	Barium	Total And Dissolved	12	mg/L	17	0	17	0.00%	0.0130	0.0752			0.0454	0.0207	0.0738	0.0457
Boulder Hole	Beryllium	Total	100	mg/L	17	17	0	100.00%			0.0002	0.0020				
Boulder Hole	Boron	Total And Dissolved	94	mg/L	17	14	3	82.35%	0.0022	0.0430	0.0070	0.0400				
Boulder Hole	Cadmium	Dissolved	0	mg/L	17	17	0	100.00%			0.0000	0.0002				
Boulder Hole	Cadmium	Total	100	mg/L	17	17	0	100.00%			0.0001	0.0020				
Boulder Hole	Chloride	Total	100	mg/L	17	0	17	0.00%	5.7300	18.8000			12.1700	4.2040	18.5600	12.4000
Boulder Hole	Chromium	Total	100	mg/L	17	16	1	94.12%	0.0015	0.0015	0.0003	0.0060				
Boulder Hole	Copper	Dissolved	0	mg/L	17	7	10	41.18%	0.0012	0.0150	0.0010	0.0100	0.0036	0.0034	0.0091	
Boulder Hole	Copper	Total	100	mg/L	17	10	7	58.82%	0.0031	0.0190	0.0030	0.0100				
Boulder Hole	Dissolved Oxygen	Dissolved	0	mg/L	17	0	17	0.00%	0.4200	14.6500			4.5750	3.5700	9.8420	4.0000
Boulder Hole	Fluoride	Total And Dissolved	88	mg/L	17	4	13	23.53%	0.1050	0.2780	0.1000	0.1000	0.1420	0.0456	0.2170	
Boulder Hole	Hardness (as CaCO3)	Total And Dissolved	82	mg/L	17	0	17	0.00%	69.8000	353.0000			227.3000	83.4700	343.4000	236.0000
Boulder Hole	Iron	Total And Dissolved	53	mg/L	17	9	8	52.94%	0.0150	0.0990	0.0222	0.0600				
Boulder Hole	Lead	Dissolved	0	mg/L	17	14	3	82.35%	0.0000	0.0002	0.0001	0.0030				
Boulder Hole	Lead	Total	100	mg/L	17	17	0	100.00%			0.0001	0.0050				
Boulder Hole	Manganese	Total	100	mg/L	17	2	15	11.76%	0.0046	2.4900	0.0040	0.0040	0.2670	0.5720	1.2080	
Boulder Hole	Mercury	Dissolved	0	mg/L	11	11	0	100.00%			0.0002	0.0002				
Boulder Hole	Mercury	Total	100	mg/L	17	17	0	100.00%			0.0001	0.0002				
Boulder Hole	Molybdenum	Total And Dissolved	53	mg/L	17	8	9	47.06%	0.0078	0.0493	0.0021	0.0080	0.0117	0.0096	0.0275	
Boulder Hole	Nickel	Dissolved	0	mg/L	17	12	5	70.59%	0.0012	0.0037	0.0010	0.0100				
Boulder Hole	Nickel	Total	100	mg/L	17	17	0	100.00%			0.0013	0.0100				
Boulder Hole	Nitrate + Nitrite as N	Total	100	mg/L	11	7	4	63.64%	0.1600	1.3000	0.0000	0.0000				
Boulder Hole	Nitrate as N	Total	100	mg/L	11	7	4	63.64%	0.1600	1.2000	0.1000	0.2000				
Boulder Hole	Nitrite as N	Total	100	mg/L	11	10	1	90.91%	0.1100	0.1100	0.1000	0.1000				
Boulder Hole	pH (Field)	Not Applicable	Not Applicable	s.u.	17	0	17	0.00%	7.3000	8.1300			7.6540	0.2010	7.9460	7.6800
Boulder Hole	Selenium	Total	100	mg/L	17	14	3	82.35%	0.0003	0.0006	0.0001	0.0030				
Boulder Hole	Silver	Dissolved	0	mg/L	17	17	0	100.00%			0.0000	0.0001				
Boulder Hole	Silver	Total	100	mg/L	17	17	0	100.00%			0.0001	0.0050				
Boulder Hole	Specific Conductance (Field)	Not Applicable	Not Applicable	µS/cm	17	0	17	0.00%	189.0000	747.0000			484.8000	180.3000	742.2000	447.0000
Boulder Hole	Sulfate	Total	100	mg/L	17	0	17	0.00%	8.1900	64.5000			27.5900	17.5200	62.7400	22.0000

TABLE D-1. SURFACE WATER QUALITY SUMMARY STATISTICS
Data presented through Quarter 1, 2013

SITE IDENTIFIER	ANALYTE	FILTERED FRACTION[a]	FILTERED FRACTION: PERCENT TOTAL[b]	UNITS[c]	N[d]	C[e]	D[f]	C/N	MINIMUM DETECT VALUE	MAXIMUM DETECT VALUE	MINIMUM CENSORED VALUE	MAXIMUM CENSORED VALUE	MEAN[g]	STANDARD DEVIATION[h]	95% UPPER CONFIDENCE LIMIT OF MEAN[i]	MEDIAN[j]
Boulder Hole	Thallium	Dissolved	0	mg/L	17	17	0	100.00%			0.0000	0.0020				
Boulder Hole	Thallium	Total	100	mg/L	17	17	0	100.00%			0.0000	0.0020				
Boulder Hole	Total Dissolved Solids (Laboratory)	Total	100	mg/L	17	0	17	0.00%	120.0000	473.0000			310.3000	103.4000	448.2000	320.0000
Boulder Hole	Total Suspended Solids	Total	100	mg/L	17	11	6	64.71%	5.0000	14.0000	5.0000	5.0000				
Boulder Hole	Turbidity (Field)	Not Applicable	Not Applicable	NTUs	17	0	17	0.00%	0.4000	13.8700			2.3030	3.3210	7.2300	1.1900
Boulder Hole	Zinc	Dissolved	0	mg/L	17	14	3	82.35%	0.0003	0.0099	0.0026	0.0100				
Boulder Hole	Zinc	Total	100	mg/L	17	15	2	88.24%	0.0005	0.0094	0.0013	0.0100				
DC 10.9 C	Antimony	Dissolved	0	mg/L	11	10	1	90.91%	0.0005	0.0005	0.0005	0.0060				
DC 10.9 C	Antimony	Total	100	mg/L	11	10	1	90.91%	0.0002	0.0002	0.0005	0.0060				
DC 10.9 C	Arsenic	Dissolved	0	mg/L	11	7	4	63.64%	0.0035	0.0140	0.0006	0.0067				
DC 10.9 C	Arsenic	Total	100	mg/L	11	4	7	36.36%	0.0010	0.0130	0.0030	0.0030	0.0045	0.0045	0.0118	
DC 10.9 C	Barium	Dissolved	0	mg/L	10	0	10	0.00%	0.0089	0.0358			0.0169	0.0088	0.0309	0.0123
DC 10.9 C	Barium	Total And Dissolved	9	mg/L	11	0	11	0.00%	0.0089	0.0358			0.0165	0.0085	0.0304	0.0124
DC 10.9 C	Beryllium	Total	100	mg/L	11	11	0	100.00%			0.0002	0.0020				
DC 10.9 C	Boron	Total And Dissolved	91	mg/L	11	10	1	90.91%	0.0139	0.0139	0.0070	0.0400				
DC 10.9 C	Cadmium	Dissolved	0	mg/L	11	11	0	100.00%			0.0000	0.0002				
DC 10.9 C	Cadmium	Total	100	mg/L	11	10	1	90.91%	0.0010	0.0010	0.0001	0.0003				
DC 10.9 C	Chloride	Total	100	mg/L	11	0	11	0.00%	2.8700	11.2000			7.1110	2.6490	11.0500	6.7500
DC 10.9 C	Chromium	Total	100	mg/L	11	10	1	90.91%	0.0004	0.0004	0.0008	0.0060				
DC 10.9 C	Copper	Dissolved	0	mg/L	11	6	5	54.55%	0.0039	0.0150	0.0030	0.0100				
DC 10.9 C	Copper	Total	100	mg/L	11	5	6	45.45%	0.0050	0.0170	0.0030	0.0170	0.0077	0.0034	0.0134	
DC 10.9 C	Dissolved Oxygen	Dissolved	0	mg/L	11	0	11	0.00%	0.4300	10.9000			5.8350	3.3260	10.4400	6.0100
DC 10.9 C	Fluoride	Total And Dissolved	82	mg/L	11	10	1	90.91%	0.1100	0.1100	0.1000	0.1000				
DC 10.9 C	Hardness (as CaCO3)	Total	100	mg/L	11	0	11	0.00%	7.5400	62.9000			30.7400	14.5300	55.6000	26.9000
DC 10.9 C	Lead	Dissolved	0	mg/L	11	10	1	90.91%	0.0001	0.0001	0.0010	0.0030				
DC 10.9 C	Lead	Total	100	mg/L	11	10	1	90.91%	0.0002	0.0002	0.0010	0.0050				
DC 10.9 C	Manganese	Total	100	mg/L	11	0	11	0.00%	0.0092	0.8260			0.1900	0.2620	0.6790	0.0604
DC 10.9 C	Mercury	Dissolved	0	mg/L	10	10	0	100.00%			0.0002	0.0002				
DC 10.9 C	Mercury	Total	100	mg/L	11	11	0	100.00%			0.0001	0.0002				
DC 10.9 C	Molybdenum	Total And Dissolved	91	mg/L	11	9	2	81.82%	0.0024	0.0029	0.0080	0.0080				
DC 10.9 C	Nickel	Dissolved	0	mg/L	11	9	2	81.82%	0.0012	0.0039	0.0100	0.0100				
DC 10.9 C	Nickel	Total	100	mg/L	11	9	2	81.82%	0.0022	0.0024	0.0100	0.0100				
DC 10.9 C	Nitrate + Nitrite as N	Total	100	mg/L	10	7	3	70.00%	0.2900	0.7900	0.0000	0.0000				
DC 10.9 C	Nitrate as N	Total	100	mg/L	10	7	3	70.00%	0.2900	0.7900	0.1000	0.1000				
DC 10.9 C	Nitrite as N	Total	100	mg/L	10	10	0	100.00%			0.1000	0.1000				
DC 10.9 C	pH (Field)	Not Applicable	Not Applicable	s.u.	11	0	11	0.00%	5.9000	7.6000			6.8250	0.4820	7.5500	6.7200
DC 10.9 C	Selenium	Total	100	mg/L	11	11	0	100.00%			0.0003	0.0030				
DC 10.9 C	Silver	Dissolved	0	mg/L	11	11	0	100.00%			0.0000	0.0001				
DC 10.9 C	Silver	Total	100	mg/L	11	10	1	90.91%	0.0001	0.0001	0.0001	0.0007				
DC 10.9 C	Specific Conductance (Field)	Not Applicable	Not Applicable	µS/cm	11	0	11	0.00%	58.0000	216.0000			104.5000	44.2300	180.8000	89.1000
DC 10.9 C	Sulfate	Total	100	mg/L	11	0	11	0.00%	2.4900	52.6000			16.4300	14.7700	41.8000	10.7000
DC 10.9 C	Thallium	Dissolved	0	mg/L	11	11	0	100.00%			0.0000	0.0020				
DC 10.9 C	Thallium	Total	100	mg/L	11	11	0	100.00%			0.0000	0.0020				
DC 10.9 C	Total Dissolved Solids (Laboratory)	Total	100	mg/L	11	0	11	0.00%	42.0000	195.0000			96.6400	40.0100	156.0000	93.0000
DC 10.9 C	Total Suspended Solids	Total	100	mg/L	11	6	5	54.55%	5.0000	19.0000	5.0000	5.0000				
DC 10.9 C	Turbidity (Field)	Not Applicable	Not Applicable	NTUs	11	0	11	0.00%	1.7700	9.3300			3.8400	2.3040	8.0300	2.9200
DC 10.9 C	Zinc	Dissolved	0	mg/L	11	9	2	81.82%	0.0012	0.0055	0.0026	0.0100				
DC 10.9 C	Zinc	Total	100	mg/L	11	10	1	90.91%	0.0014	0.0014	0.0013	0.0100				
DC 10.9 C	Iron	Total And Dissolved	91	mg/L	11	0	11	0.00%	0.1980	8.2600			2.0600	2.7270	6.8550	0.6790
DC 13.5 C	Antimony	Dissolved	0	mg/L	14	12	2	85.71%	0.0002	0.0005	0.0005	0.0060				
DC 13.5 C	Antimony	Total	100	mg/L	14	13	1	92.86%	0.0002	0.0002	0.0004	0.0060				
DC 13.5 C	Arsenic	Dissolved	0	mg/L	14	9	5	64.28%	0.0007	0.0110	0.0030	0.0250				
DC 13.5 C	Arsenic	Total	100	mg/L	14	9	5	64.29%	0.0007	0.0130	0.0030	0.0250				
DC 13.5 C	Barium	Dissolved	0	mg/L	12	0	12	0.00%	0.0064	0.0200			0.0127	0.0040	0.0187	0.0120
DC 13.5 C	Barium	Total And Dissolved	14	mg/L	14	0	14	0.00%	0.0064	0.0200			0.0128	0.0037	0.0184	0.0125

TABLE D-1. SURFACE WATER QUALITY SUMMARY STATISTICS
Data presented through Quarter 1, 2013

SITE IDENTIFIER	ANALYTE	FILTERED FRACTION[a]	FILTERED FRACTION: PERCENT TOTAL[b]	UNITS[c]	N[d]	C[e]	D[f]	C/N	MINIMUM DETECT VALUE	MAXIMUM DETECT VALUE	MINIMUM CENSORED VALUE	MAXIMUM CENSORED VALUE	MEAN[g]	STANDARD DEVIATION[h]	95% UPPER CONFIDENCE LIMIT OF MEAN[i]	MEDIAN[j]
DC 13.5 C	Beryllium	Total	100	mg/L	14	14	0	100.00%			0.0002	0.0020				
DC 13.5 C	Boron	Total And Dissolved	93	mg/L	14	12	2	85.71%	0.0128	0.0188	0.0070	0.0400				
DC 13.5 C	Cadmium	Dissolved	0	mg/L	14	13	1	92.86%	0.0010	0.0010	0.0000	0.0002				
DC 13.5 C	Cadmium	Total	100	mg/L	14	13	1	92.86%	0.0002	0.0002	0.0001	0.0020				
DC 13.5 C	Chloride	Total	100	mg/L	14	0	14	0.00%	3.1900	27.3000			10.2300	6.4720	19.0400	9.2750
DC 13.5 C	Chromium	Total	100	mg/L	14	14	0	100.00%			0.0003	0.0060				
DC 13.5 C	Copper	Dissolved	0	mg/L	14	2	12	14.29%	0.0017	0.0203	0.0100	0.0100	0.0058	0.0054	0.0147	
DC 13.5 C	Copper	Total	100	mg/L	14	6	8	42.86%	0.0046	0.0248	0.0039	0.0130	0.0086	0.0057	0.0179	
DC 13.5 C	Dissolved Oxygen	Dissolved	0	mg/L	14	0	14	0.00%	3.2300	11.0100			8.2690	2.0770	10.8200	8.0800
DC 13.5 C	Fluoride	Total And Dissolved	86	mg/L	14	8	6	57.14%	0.1040	0.5740	0.1000	0.1000				
DC 13.5 C	Hardness (as CaCO3)	Total And Dissolved	79	mg/L	14	0	14	0.00%	17.8000	79.5000			38.0100	15.3700	59.8700	37.7500
DC 13.5 C	Iron	Total And Dissolved	57	mg/L	14	0	14	0.00%	0.1030	0.9370			0.3530	0.2360	0.7810	0.2910
DC 13.5 C	Lead	Dissolved	0	mg/L	14	9	5	64.29%	0.0001	0.0003	0.0010	0.0030				
DC 13.5 C	Lead	Total	100	mg/L	14	12	2	85.71%	0.0002	0.0004	0.0010	0.0050				
DC 13.5 C	Manganese	Total	100	mg/L	14	0	14	0.00%	0.0078	0.2360			0.0965	0.0747	0.2250	0.0776
DC 13.5 C	Mercury	Dissolved	0	mg/L	10	10	0	100.00%			0.0001	0.0002				
DC 13.5 C	Mercury	Total	100	mg/L	14	14	0	100.00%			0.0001	0.0002				
DC 13.5 C	Molybdenum	Total And Dissolved	57	mg/L	14	12	2	85.71%	0.0018	0.0040	0.0023	0.0080				
DC 13.5 C	Nickel	Dissolved	0	mg/L	14	11	3	78.57%	0.0011	0.0048	0.0010	0.0100				
DC 13.5 C	Nickel	Total	100	mg/L	14	12	2	85.71%	0.0015	0.0024	0.0023	0.0100				
DC 13.5 C	Nitrate + Nitrite as N	Total	100	mg/L	10	7	3	66.67%	0.3500	1.4000	0.0000	0.0000				
DC 13.5 C	Nitrate as N	Total	100	mg/L	10	7	3	70.00%	0.3500	1.4000	0.1000	0.2000				
DC 13.5 C	Nitrite as N	Total	100	mg/L	10	10	0	100.00%			0.1000	0.1000				
DC 13.5 C	pH (Field)	Not Applicable	Not Applicable	s.u.	14	0	14	0.00%	6.5000	8.5300			7.5400	0.6200	8.3810	7.5000
DC 13.5 C	Selenium	Total	100	mg/L	14	12	2	85.71%	0.0002	0.0003	0.0003	0.0050				
DC 13.5 C	Silver	Dissolved	0	mg/L	14	13	1	92.86%	0.0001	0.0001	0.0000	0.0001				
DC 13.5 C	Silver	Total	100	mg/L	14	13	1	92.86%	0.0001	0.0001	0.0001	0.0050				
DC 13.5 C	Specific Conductance (Field)	Not Applicable	Not Applicable	µS/cm	14	0	14	0.00%	61.6000	212.0000			120.1000	39.7500	173.0000	119.0000
DC 13.5 C	Sulfate	Total	100	mg/L	14	0	14	0.00%	0.7000	27.4000			12.1300	7.4110	22.9800	11.3500
DC 13.5 C	Thallium	Dissolved	0	mg/L	14	14	0	100.00%			0.0000	0.0020				
DC 13.5 C	Thallium	Total	100	mg/L	14	14	0	100.00%			0.0000	0.0020				
DC 13.5 C	Total Dissolved Solids (Laboratory)	Total	100	mg/L	14	0	14	0.00%	30.0000	158.0000			103.4000	30.3100	139.8000	106.0000
DC 13.5 C	Total Suspended Solids	Total	100	mg/L	14	7	7	50.00%	5.0000	26.0000	5.0000	5.0000	8.2140	5.8820	17.8900	
DC 13.5 C	Turbidity (Field)	Not Applicable	Not Applicable	NTUs	14	0	14	0.00%	0.7100	9.2700			4.1570	2.3790	8.9320	3.6600
DC 13.5 C	Zinc	Dissolved	0	mg/L	14	12	2	85.71%	0.0009	0.0091	0.0019	0.0100				
DC 13.5 C	Zinc	Total	100	mg/L	14	11	3	78.57%	0.0012	0.0126	0.0013	0.0100				
DC 15.5 C	Antimony	Dissolved	0	mg/L	10	10	0	100.00%			0.0030	0.0030				
DC 15.5 C	Antimony	Total	100	mg/L	10	10	0	100.00%			0.0002	0.0030				
DC 15.5 C	Arsenic	Dissolved	0	mg/L	10	10	0	100.00%			0.0067	0.0250				
DC 15.5 C	Arsenic	Total	100	mg/L	10	9	1	90.00%	0.0380	0.0380	0.0033	0.0250				
DC 15.5 C	Barium	Total And Dissolved	50	mg/L	10	1	9	10.00%	0.0045	0.0361	0.0020	0.0020	0.0082	0.0093	0.0235	
DC 15.5 C	Beryllium	Total	100	mg/L	10	10	0	100.00%			0.0003	0.0020				
DC 15.5 C	Boron	Total	100	mg/L	10	9	1	90.00%	0.0162	0.0162	0.0400	0.0400				
DC 15.5 C	Cadmium	Dissolved	0	mg/L	10	9	1	90.00%	0.0000	0.0000	0.0000	0.0002				
DC 15.5 C	Cadmium	Total	100	mg/L	10	10	0	100.00%			0.0002	0.0020				
DC 15.5 C	Chloride	Total	100	mg/L	10	0	10	0.00%	2.6200	19.4000			5.9230	4.8310	13.3500	4.5100
DC 15.5 C	Chromium	Total	100	mg/L	10	10	0	100.00%			0.0008	0.0060				
DC 15.5 C	Copper	Dissolved	0	mg/L	10	1	9	10.00%	0.0029	0.0087	0.0010	0.0010	0.0047	0.0017	0.0075	
DC 15.5 C	Copper	Total	100	mg/L	10	8	2	80.00%	0.0036	0.0011	0.0100	0.0100				
DC 15.5 C	Dissolved Oxygen	Dissolved	0	mg/L	10	0	10	0.00%	1.7600	9.5900			6.6380	2.3930	9.5450	7.1250
DC 15.5 C	Fluoride	Total	100	mg/L	10	6	4	60.00%	0.1100	0.3600	0.1000	0.1000				
DC 15.5 C	Hardness (as CaCO3)	Total And Dissolved	70	mg/L	10	0	10	0.00%	11.8000	76.7000			23.2400	19.0300	52.4000	17.7000
DC 15.5 C	Iron	Dissolved	0	mg/L	10	5	5	50.00%	0.0600	0.3900	0.0600	0.0600	0.1220	0.1100	0.3030	
DC 15.5 C	Lead	Dissolved	0	mg/L	10	4	6	40.00%	0.0001	0.0003	0.0000	0.0030	0.0002	0.0001	0.0003	
DC 15.5 C	Lead	Total	100	mg/L	10	9	1	90.00%	0.0001	0.0001	0.0030	0.0030				

TABLE D-1. SURFACE WATER QUALITY SUMMARY STATISTICS
Data presented through Quarter 1, 2013

SITE IDENTIFIER	ANALYTE	FILTERED FRACTION[a]	FILTERED FRACTION: PERCENT TOTAL[b]	UNITS[c]	N[d]	C[e]	D[f]	C/N	MINIMUM DETECT VALUE	MAXIMUM DETECT VALUE	MINIMUM CENSORED VALUE	MAXIMUM CENSORED VALUE	MEAN[g]	STANDARD DEVIATION[h]	95% UPPER CONFIDENCE LIMIT OF MEAN[i]	MEDIAN[j]
DC 15.5 C	Manganese	Dissolved	0	mg/L	10	0	10	0.00%	0.0046	0.8220			0.0956	0.2550	0.4690	0.0132
DC 15.5 C	Manganese	Total	100	mg/L	10	1	9	10.00%	0.0051	1.0600	0.0040	0.0040	0.1390	0.3090	0.6480	
DC 15.5 C	Mercury	Total	100	mg/L	10	10	0	100.00%			0.0001	0.0002				
DC 15.5 C	Molybdenum	Dissolved	0	mg/L	10	10	0	100.00%			0.0021	0.0080				
DC 15.5 C	Nickel	Dissolved	0	mg/L	10	5	5	50.00%	0.0006	0.0017	0.0010	0.0100	0.0010	0.0004	0.0016	
DC 15.5 C	Nickel	Total	100	mg/L	10	10	0	100.00%			0.0020	0.0100				
DC 15.5 C	pH (Field)	Not Applicable	Not Applicable	s.u.	10	0	10	0.00%	6.5400	7.9800			7.1510	0.4920	7.9030	7.0800
DC 15.5 C	Selenium	Total	100	mg/L	10	7	3	70.00%	0.0003	0.0009	0.0003	0.0030				
DC 15.5 C	Silver	Dissolved	0	mg/L	10	10	0	100.00%			0.0000	0.0001				
DC 15.5 C	Silver	Total	100	mg/L	10	10	0	100.00%			0.0007	0.0050				
DC 15.5 C	Specific Conductance (Field)	Not Applicable	Not Applicable	uS/cm	10	0	10	0.00%	54.1000	261.2000			83.1100	62.9500	177.6000	63.8000
DC 15.5 C	Sulfate	Total	100	mg/L	10	0	10	0.00%	0.3100	14.3000			6.1740	5.2270	13.4000	5.5000
DC 15.5 C	Thallium	Dissolved	0	mg/L	10	10	0	100.00%			0.0000	0.0010				
DC 15.5 C	Thallium	Total	100	mg/L	10	10	0	100.00%			0.0000	0.0010				
DC 15.5 C	Total Suspended Solids	Total	100	mg/L	10	7	3	70.00%	5.0000	113.0000	5.0000	5.0000				
DC 15.5 C	Turbidity (Field)	Not Applicable	Not Applicable	NTUs	10	0	10	0.00%	1.5800	87.0000			14.7700	25.8300	55.2000	5.8200
DC 15.5 C	Zinc	Dissolved	0	mg/L	10	10	0	100.00%			0.0026	0.0100				
DC 15.5 C	Zinc	Total	100	mg/L	10	10	0	100.00%			0.0050	0.0100				
DC 5.5 C	Antimony	Dissolved	0	mg/L	10	10	0	100.00%			0.0003	0.0030				
DC 5.5 C	Antimony	Total	100	mg/L	10	10	0	100.00%			0.0003	0.0030				
DC 5.5 C	Arsenic	Dissolved	0	mg/L	10	3	7	30.00%	0.0031	0.0060	0.0030	0.0250	0.0042	0.0010	0.0059	
DC 5.5 C	Arsenic	Total	100	mg/L	10	3	7	30.00%	0.0034	0.0061	0.0030	0.0250	0.0046	0.0010	0.0063	
DC 5.5 C	Barium	Total And Dissolved	20	mg/L	10	0	10	0.00%	0.0127	0.0544			0.0297	0.0149	0.0542	0.0254
DC 5.5 C	Beryllium	Total	100	mg/L	10	10	0	100.00%			0.0002	0.0020				
DC 5.5 C	Boron	Total	100	mg/L	10	10	0	100.00%			0.0070	0.0400				
DC 5.5 C	Cadmium	Dissolved	0	mg/L	10	10	0	100.00%			0.0000	0.0002				
DC 5.5 C	Cadmium	Total	100	mg/L	10	10	0	100.00%			0.0001	0.0020				
DC 5.5 C	Chloride	Total	100	mg/L	10	0	10	0.00%	3.3700	11.1000			8.0850	2.4360	11.0600	8.2550
DC 5.5 C	Chromium	Total	100	mg/L	10	10	0	100.00%			0.0003	0.0060				
DC 5.5 C	Copper	Dissolved	0	mg/L	10	7	3	70.00%	0.0013	0.0022	0.0030	0.0100				
DC 5.5 C	Copper	Total	100	mg/L	10	7	3	70.00%	0.0029	0.0100	0.0030	0.0100				
DC 5.5 C	Dissolved Oxygen	Dissolved	0	mg/L	10	0	10	0.00%	4.6400	12.5000			7.4700	2.6070	11.3600	7.2050
DC 5.5 C	Fluoride	Total	100	mg/L	10	1	9	10.00%	0.1440	0.2400	0.1000	0.1000	0.1770	0.0283	0.2230	
DC 5.5 C	Iron	Total And Dissolved	80	mg/L	10	3	7	30.00%	0.0256	0.3280	0.0600	0.0600	0.0850	0.0847	0.2240	
DC 5.5 C	Lead	Dissolved	0	mg/L	10	10	0	100.00%			0.0000	0.0030				
DC 5.5 C	Lead	Total	100	mg/L	10	10	0	100.00%			0.0010	0.0050				
DC 5.5 C	Manganese	Total	100	mg/L	10	1	9	10.00%	0.0016	0.2760	0.0040	0.0040	0.0466	0.0785	0.1760	
DC 5.5 C	Mercury	Total	100	mg/L	10	10	0	100.00%			0.0002	0.0003				
DC 5.5 C	Molybdenum	Total And Dissolved	80	mg/L	10	7	3	70.00%	0.0025	0.0091	0.0080	0.0080				
DC 5.5 C	Nickel	Dissolved	0	mg/L	10	8	2	80.00%	0.0017	0.0042	0.0010	0.0100				
DC 5.5 C	Nickel	Total	100	mg/L	10	10	0	100.00%			0.0013	0.0100				
DC 5.5 C	pH (Field)	Not Applicable	Not Applicable	s.u.	10	0	10	0.00%	6.8800	7.9000			7.4770	0.2830	7.8100	7.5450
DC 5.5 C	Selenium	Total	100	mg/L	10	10	0	100.00%			0.0003	0.0030				
DC 5.5 C	Silver	Dissolved	0	mg/L	10	10	0	100.00%			0.0001	0.0001				
DC 5.5 C	Silver	Total	100	mg/L	10	9	1	90.00%	0.0001	0.0001	0.0001	0.0050				
DC 5.5 C	Specific Conductance (Field)	Not Applicable	Not Applicable	uS/cm	10	0	10	0.00%	87.9000	2061.0000			461.0000	572.6000	1343.0000	289.4000
DC 5.5 C	Sulfate	Total	100	mg/L	10	0	10	0.00%	12.3000	41.6000			20.6000	10.5400	40.2000	16.6500
DC 5.5 C	Thallium	Dissolved	0	mg/L	10	10	0	100.00%			0.0004	0.0020				
DC 5.5 C	Thallium	Total	100	mg/L	10	10	0	100.00%			0.0004	0.0020				
DC 5.5 C	Total Dissolved Solids (Laboratory)	Total	100	mg/L	10	0	10	0.00%	89.0000	321.0000			201.6000	82.2700	313.8000	196.0000
DC 5.5 C	Total Suspended Solids	Total	100	mg/L	10	10	0	100.00%			5.0000	5.0000				
DC 5.5 C	Turbidity (Field)	Not Applicable	Not Applicable	NTUs	10	0	10	0.00%	0.2700	17.0200			2.9260	5.1650	11.3200	0.6900
DC 5.5 C	Zinc	Dissolved	0	mg/L	10	9	1	90.00%	0.0086	0.0086	0.0002	0.0100				
DC 5.5 C	Zinc	Total	100	mg/L	10	9	1	90.00%	0.0030	0.0030	0.0050	0.0100				
DC 6.1 E	Antimony	Dissolved	0	mg/L	14	14	0	100.00%			0.0001	0.0030				

TABLE D-1. SURFACE WATER QUALITY SUMMARY STATISTICS
Data presented through Quarter 1, 2013

SITE IDENTIFIER	ANALYTE	FILTERED FRACTION[a]	FILTERED FRACTION: PERCENT TOTAL[b]	UNITS[c]	N[d]	C[e]	D[f]	C/N	MINIMUM DETECT VALUE	MAXIMUM DETECT VALUE	MINIMUM CENSORED VALUE	MAXIMUM CENSORED VALUE	MEAN[g]	STANDARD DEVIATION[h]	95% UPPER CONFIDENCE LIMIT OF MEAN[i]	MEDIAN[j]
DC 6.1 E	Antimony	Total	100	mg/L	14	14	0	100.00%			0.0001	0.0030				
DC 6.1 E	Arsenic	Dissolved	0	mg/L	14	14	0	100.00%			0.0030	0.0250				
DC 6.1 E	Arsenic	Total	100	mg/L	14	14	0	100.00%			0.0030	0.0250				
DC 6.1 E	Barium	Dissolved	0	mg/L	12	0	12	0.00%	0.0171	0.0303			0.0200	0.0038	0.0263	0.0184
DC 6.1 E	Barium	Total And Dissolved	14	mg/L	14	0	14	0.00%	0.0171	0.0303			0.0197	0.0036	0.0256	0.0184
DC 6.1 E	Beryllium	Dissolved	0	mg/L	10	10	0	100.00%			0.0020	0.0020				
DC 6.1 E	Beryllium	Total	100	mg/L	14	14	0	100.00%			0.0002	0.0020				
DC 6.1 E	Boron	Total	100	mg/L	14	13	1	92.86%	0.0162	0.0162	0.0400	0.0400				
DC 6.1 E	Cadmium	Dissolved	0	mg/L	14	14	0	100.00%			0.0000	0.0002				
DC 6.1 E	Cadmium	Total	100	mg/L	14	14	0	100.00%			0.0001	0.0020				
DC 6.1 E	Chloride	Total	100	mg/L	14	0	14	0.00%	4.7800	12.8000			6.3190	2.2100	10.6000	5.4400
DC 6.1 E	Chromium	Total	100	mg/L	14	14	0	100.00%			0.0004	0.0060				
DC 6.1 E	Copper	Dissolved	0	mg/L	14	12	2	85.71%	0.0014	0.0022	0.0010	0.0100				
DC 6.1 E	Copper	Total	100	mg/L	14	13	1	92.86%	0.0031	0.0031	0.0030	0.0100				
DC 6.1 E	Dissolved Oxygen	Dissolved	0	mg/L	11	0	11	0.00%	0.0000	8.6600			7.1570	2.4740	8.6100	7.9600
DC 6.1 E	Fluoride	Total	100	mg/L	14	0	14	0.00%	0.1300	0.4900			0.2820	0.0941	0.4220	0.2840
DC 6.1 E	Hardness (as CaCO3)	Total And Dissolved	79	mg/L	14	0	14	0.00%	64.1000	141.0000			105.6000	18.1400	137.1000	105.0000
DC 6.1 E	Iron	Total And Dissolved	43	mg/L	14	13	1	92.86%	0.0326	0.0326	0.0200	0.0600				
DC 6.1 E	Lead	Dissolved	0	mg/L	14	14	0	100.00%			0.0000	0.0030				
DC 6.1 E	Lead	Total	100	mg/L	14	14	0	100.00%			0.0030	0.0030				
DC 6.1 E	Manganese	Total	100	mg/L	14	13	1	92.86%	0.0114	0.0114	0.0020	0.0040				
DC 6.1 E	Mercury	Total	100	mg/L	14	14	0	100.00%			0.0001	0.0002				
DC 6.1 E	Molybdenum	Total And Dissolved	43	mg/L	14	12	2	85.71%	0.0058	0.0289	0.0080	0.0080				
DC 6.1 E	Nickel	Dissolved	0	mg/L	14	12	2	85.71%	0.0011	0.0015	0.0010	0.0100				
DC 6.1 E	Nickel	Total	100	mg/L	14	14	0	100.00%			0.0015	0.0100				
DC 6.1 E	pH (Field)	Not Applicable	Not Applicable	s.u.	13	0	13	0.00%	7.3300	9.0200			8.0710	0.4300	8.6960	8.1000
DC 6.1 E	Selenium	Total	100	mg/L	14	12	2	85.71%	0.0003	0.0007	0.0003	0.0038				
DC 6.1 E	Silver	Dissolved	0	mg/L	14	14	0	100.00%			0.0000	0.0001				
DC 6.1 E	Silver	Total	100	mg/L	14	14	0	100.00%			0.0001	0.0050				
DC 6.1 E	Specific Conductance (Field)	Not Applicable	Not Applicable	uS/cm	14	0	14	0.00%	211.8000	374.0000			291.6000	37.1500	347.0000	296.5000
DC 6.1 E	Sulfate	Total	100	mg/L	14	0	14	0.00%	0.5900	31.5000			11.5500	8.6050	30.2700	9.5200
DC 6.1 E	Thallium	Dissolved	0	mg/L	14	14	0	100.00%			0.0000	0.0020				
DC 6.1 E	Thallium	Total	100	mg/L	14	14	0	100.00%			0.0000	0.0020				
DC 6.1 E	Total Dissolved Solids (Laboratory)	Total	100	mg/L	14	0	14	0.00%	119.0000	290.0000			231.6000	43.1700	280.3000	237.0000
DC 6.1 E	Total Suspended Solids	Total	100	mg/L	14	14	0	100.00%			5.0000	5.0000				
DC 6.1 E	Turbidity (Field)	Not Applicable	Not Applicable	NTUs	14	0	14	0.00%	0.0100	163.5000			14.9600	43.3400	72.1200	0.9500
DC 6.1 E	Zinc	Dissolved	0	mg/L	14	14	0	100.00%			0.0019	0.0100				
DC 6.1 E	Zinc	Total	100	mg/L	14	14	0	100.00%			0.0050	0.0100				
DC 6.6 W	Antimony	Dissolved	0	mg/L	11	11	0	100.00%			0.0001	0.0030				
DC 6.6 W	Antimony	Total	100	mg/L	11	10	1	90.91%	0.0003	0.0003	0.0002	0.0030				
DC 6.6 W	Arsenic	Dissolved	0	mg/L	11	5	6	45.45%	0.0040	0.0056	0.0030	0.0067	0.0043	0.0005	0.0052	
DC 6.6 W	Arsenic	Total	100	mg/L	11	5	6	45.45%	0.0030	0.0060	0.0030	0.0033	0.0038	0.0010	0.0054	
DC 6.6 W	Barium	Dissolved	0	mg/L	10	0	10	0.00%	0.0169	0.0361			0.0270	0.0055	0.0344	0.0256
DC 6.6 W	Barium	Total And Dissolved	9	mg/L	11	0	11	0.00%	0.0169	0.0361			0.0275	0.0055	0.0343	0.0257
DC 6.6 W	Beryllium	Total	100	mg/L	11	11	0	100.00%			0.0002	0.0020				
DC 6.6 W	Boron	Total And Dissolved	91	mg/L	11	11	0	100.00%			0.0070	0.0400				
DC 6.6 W	Cadmium	Dissolved	0	mg/L	11	11	0	100.00%			0.0000	0.0002				
DC 6.6 W	Cadmium	Total	100	mg/L	11	11	0	100.00%			0.0001	0.0003				
DC 6.6 W	Chloride	Total	100	mg/L	11	0	11	0.00%	3.2600	10.2000			7.8570	1.7550	9.7300	7.8500
DC 6.6 W	Chromium	Total	100	mg/L	11	10	1	90.91%	0.0016	0.0016	0.0003	0.0060				
DC 6.6 W	Copper	Dissolved	0	mg/L	11	9	2	81.82%	0.0011	0.0110	0.0021	0.0100				
DC 6.6 W	Copper	Total	100	mg/L	11	10	1	90.91%	0.0033	0.0033	0.0021	0.0100				
DC 6.6 W	Dissolved Oxygen	Dissolved	0	mg/L	10	0	10	0.00%	0.7300	12.2600			4.5010	3.3040	9.5600	3.9450
DC 6.6 W	Fluoride	Total And Dissolved	82	mg/L	11	0	11	0.00%	0.1250	0.5000			0.3720	0.1080	0.4750	0.4100
DC 6.6 W	Hardness (as CaCO3)	Total	100	mg/L	11	0	11	0.00%	32.2000	124.0000			96.2600	31.0100	121.0000	107.0000

TABLE D-1. SURFACE WATER QUALITY SUMMARY STATISTICS
Data presented through Quarter 1, 2013

SITE IDENTIFIER	ANALYTE	FILTERED FRACTION[a]	FILTERED FRACTION: PERCENT TOTAL[b]	UNITS[c]	N[d]	C[e]	D[f]	C/N	MINIMUM DETECT VALUE	MAXIMUM DETECT VALUE	MINIMUM CENSORED VALUE	MAXIMUM CENSORED VALUE	MEAN[g]	STANDARD DEVIATION[h]	95% UPPER CONFIDENCE LIMIT OF MEAN[i]	MEDIAN[j]
DC 6.6 W	Iron	Total And Dissolved	91	mg/L	11	0	11	0.00%	0.0235	0.4330			0.1860	0.1380	0.4180	0.1340
DC 6.6 W	Lead	Dissolved	0	mg/L	11	11	0	100.00%			0.0001	0.0030				
DC 6.6 W	Lead	Total	100	mg/L	11	10	1	90.91%	0.0003	0.0003	0.0010	0.0050				
DC 6.6 W	Manganese	Total	100	mg/L	11	1	10	9.09%	0.0086	0.4150	0.0040	0.0040	0.1250	0.1280	0.3360	
DC 6.6 W	Mercury	Dissolved	0	mg/L	10	10	0	100.00%			0.0002	0.0002				
DC 6.6 W	Mercury	Total	100	mg/L	11	11	0	100.00%			0.0001	0.0002				
DC 6.6 W	Molybdenum	Total And Dissolved	91	mg/L	11	8	3	72.73%	0.0054	0.0100	0.0021	0.0080				
DC 6.6 W	Nickel	Dissolved	0	mg/L	11	9	2	81.82%	0.0018	0.0050	0.0100	0.0100				
DC 6.6 W	Nickel	Total	100	mg/L	11	10	1	90.91%	0.0021	0.0021	0.0020	0.0100				
DC 6.6 W	Nitrate + Nitrite as N	Total	100	mg/L	10	10	0	100.00%			0.0000	0.0000				
DC 6.6 W	Nitrate as N	Total	100	mg/L	10	10	0	100.00%			0.1000	0.1000				
DC 6.6 W	Nitrite as N	Total	100	mg/L	10	10	0	100.00%			0.1000	0.1000				
DC 6.6 W	pH (Field)	Not Applicable	Not Applicable	s.u.	11	0	11	0.00%	6.6000	8.0000			7.2320	0.4140	7.8000	7.2000
DC 6.6 W	Selenium	Total	100	mg/L	11	11	0	100.00%			0.0003	0.0150				
DC 6.6 W	Silver	Dissolved	0	mg/L	11	11	0	100.00%			0.0000	0.0001				
DC 6.6 W	Silver	Total	100	mg/L	11	11	0	100.00%			0.0001	0.0007				
DC 6.6 W	Specific Conductance (Field)	Not Applicable	Not Applicable	µS/cm	11	0	11	0.00%	101.2000	412.0000			274.1000	96.2200	387.0000	303.2000
DC 6.6 W	Sulfate	Total	100	mg/L	11	0	11	0.00%	1.2600	19.2000			8.7870	5.7850	18.3000	7.0900
DC 6.6 W	Thallium	Dissolved	0	mg/L	11	11	0	100.00%			0.0000	0.0020				
DC 6.6 W	Thallium	Total	100	mg/L	11	11	0	100.00%			0.0000	0.0020				
DC 6.6 W	Total Dissolved Solids (Laboratory)	Total	100	mg/L	11	0	11	0.00%	68.0000	305.0000			233.2000	61.9100	299.0000	245.0000
DC 6.6 W	Total Suspended Solids	Total	100	mg/L	11	10	1	90.91%	18.0000	18.0000	5.0000	5.0000				
DC 6.6 W	Turbidity (Field)	Not Applicable	Not Applicable	NTUs	10	0	10	0.00%	0.1600	9.8700			1.6810	2.9120	6.1170	0.8900
DC 6.6 W	Zinc	Dissolved	0	mg/L	11	9	2	81.82%	0.0005	0.0075	0.0026	0.0100				
DC 6.6 W	Zinc	Total	100	mg/L	11	8	3	72.73%	0.0060	0.0170	0.0002	0.0100				
DC 7.1 C	Antimony	Dissolved	0	mg/L	11	11	0	100.00%			0.0003	0.0030				
DC 7.1 C	Antimony	Total	100	mg/L	11	11	0	100.00%			0.0003	0.0030				
DC 7.1 C	Arsenic	Dissolved	0	mg/L	11	4	7	36.36%	0.0030	0.0088	0.0030	0.0250	0.0047	0.0020	0.0081	
DC 7.1 C	Arsenic	Total	100	mg/L	11	2	9	18.18%	0.0030	0.0090	0.0030	0.0250	0.0049	0.0021	0.0083	
DC 7.1 C	Barium	Total And Dissolved	18	mg/L	11	0	11	0.00%	0.0134	0.0429			0.0237	0.0081	0.0362	0.0224
DC 7.1 C	Beryllium	Total	100	mg/L	11	11	0	100.00%			0.0002	0.0020				
DC 7.1 C	Boron	Total And Dissolved	91	mg/L	11	11	0	100.00%			0.0070	0.0400				
DC 7.1 C	Cadmium	Dissolved	0	mg/L	11	11	0	100.00%			0.0000	0.0002				
DC 7.1 C	Cadmium	Total	100	mg/L	11	11	0	100.00%			0.0001	0.0020				
DC 7.1 C	Chloride	Total	100	mg/L	11	0	11	0.00%	3.0200	11.1000			7.8680	2.3540	10.9000	8.2100
DC 7.1 C	Chromium	Total	100	mg/L	11	10	1	90.91%	0.0009	0.0009	0.0003	0.0060				
DC 7.1 C	Copper	Dissolved	0	mg/L	11	7	4	63.64%	0.0017	0.0120	0.0021	0.0100				
DC 7.1 C	Copper	Total	100	mg/L	11	6	5	54.55%	0.0029	0.0130	0.0030	0.0100				
DC 7.1 C	Dissolved Oxygen	Dissolved	0	mg/L	11	0	11	0.00%	6.6500	12.6400			8.6550	1.7630	11.4700	8.7500
DC 7.1 C	Fluoride	Total And Dissolved	91	mg/L	11	1	10	9.09%	0.1010	0.3600	0.1000	0.1000	0.2260	0.0849	0.3660	
DC 7.1 C	Hardness (as CaCO3)	Total	100	mg/L	11	0	11	0.00%	23.3000	140.0000			85.9400	31.4800	126.5000	81.9000
DC 7.1 C	Iron	Total And Dissolved	82	mg/L	11	2	9	18.18%	0.0420	0.2790	0.0222	0.0600	0.1010	0.0712	0.2180	
DC 7.1 C	Lead	Dissolved	0	mg/L	11	11	0	100.00%			0.0000	0.0030				
DC 7.1 C	Lead	Total	100	mg/L	11	11	0	100.00%			0.0001	0.0050				
DC 7.1 C	Manganese	Total	100	mg/L	11	0	11	0.00%	0.0047	0.1370			0.0300	0.0379	0.0911	0.0166
DC 7.1 C	Mercury	Total	100	mg/L	11	11	0	100.00%			0.0001	0.0002				
DC 7.1 C	Molybdenum	Total And Dissolved	82	mg/L	11	10	1	90.91%	0.0045	0.0045	0.0021	0.0080				
DC 7.1 C	Nickel	Dissolved	0	mg/L	11	8	3	72.73%	0.0013	0.0048	0.0100	0.0100				
DC 7.1 C	Nickel	Total	100	mg/L	11	10	1	90.91%	0.0026	0.0026	0.0020	0.0100				
DC 7.1 C	pH (Field)	Not Applicable	Not Applicable	s.u.	11	0	11	0.00%	7.4000	8.3000			7.9470	0.2560	8.2600	8.0000
DC 7.1 C	Selenium	Total	100	mg/L	11	11	0	100.00%			0.0003	0.0030				
DC 7.1 C	Silver	Dissolved	0	mg/L	11	11	0	100.00%			0.0000	0.0001				
DC 7.1 C	Silver	Total	100	mg/L	11	11	0	100.00%			0.0001	0.0050				
DC 7.1 C	Specific Conductance (Field)	Not Applicable	Not Applicable	µS/cm	11	0	11	0.00%	72.1000	378.5000			244.5000	86.6000	365.3000	242.9000
DC 7.1 C	Sulfate	Total	100	mg/L	11	0	11	0.00%	0.9200	71.1000			14.8200	19.9700	47.9500	9.2700

TABLE D-1. SURFACE WATER QUALITY SUMMARY STATISTICS
Data presented through Quarter 1, 2013

SITE IDENTIFIER	ANALYTE	FILTERED FRACTION[a]	FILTERED FRACTION: PERCENT TOTAL[b]	UNITS[c]	N[d]	C[e]	D[f]	C/N	MINIMUM DETECT VALUE	MAXIMUM DETECT VALUE	MINIMUM CENSORED VALUE	MAXIMUM CENSORED VALUE	MEAN[g]	STANDARD DEVIATION[h]	95% UPPER CONFIDENCE LIMIT OF MEAN[i]	MEDIAN[j]
DC 7.1 C	Thallium	Dissolved	0	mg/L	11	11	0	100.00%			0.0000	0.0020				
DC 7.1 C	Thallium	Total	100	mg/L	11	11	0	100.00%			0.0000	0.0020				
DC 7.1 C	Total Dissolved Solids (Laboratory)	Total	100	mg/L	11	0	11	0.00%	80.0000	320.0000			177.6000	61.9300	269.0000	173.0000
DC 7.1 C	Total Suspended Solids	Total	100	mg/L	11	10	1	90.91%	6.0000	6.0000	5.0000	5.0000				
DC 7.1 C	Turbidity (Field)	Not Applicable	Not Applicable	NTUs	11	0	11	0.00%	0.4500	6.1300			1.6820	1.7250	4.8000	0.8100
DC 7.1 C	Zinc	Dissolved	0	mg/L	11	11	0	100.00%			0.0002	0.0100				
DC 7.1 C	Zinc	Total	100	mg/L	11	9	2	81.82%	0.0004	0.0160	0.0013	0.0100				
DC 8.1 C	Antimony	Dissolved	0	mg/L	10	10	0	100.00%			0.0001	0.0030				
DC 8.1 C	Antimony	Total	100	mg/L	10	10	0	100.00%			0.0001	0.0030				
DC 8.1 C	Arsenic	Dissolved	0	mg/L	10	10	0	100.00%			0.0066	0.0250				
DC 8.1 C	Arsenic	Total	100	mg/L	10	10	0	100.00%			0.0032	0.0250				
DC 8.1 C	Barium	Total And Dissolved	60	mg/L	10	0	10	0.00%	0.0118	0.0282			0.0224	0.0048	0.0281	0.0225
DC 8.1 C	Beryllium	Total	100	mg/L	10	10	0	100.00%			0.0002	0.0020				
DC 8.1 C	Boron	Total	100	mg/L	10	8	2	80.00%	0.0141	0.0149	0.0400	0.0400				
DC 8.1 C	Cadmium	Dissolved	0	mg/L	10	10	0	100.00%			0.0000	0.0002				
DC 8.1 C	Cadmium	Total	100	mg/L	10	10	0	100.00%			0.0002	0.0020				
DC 8.1 C	Chloride	Total	100	mg/L	10	0	10	0.00%	4.4600	8.8600			6.9940	1.1430	8.3690	7.1400
DC 8.1 C	Chromium	Total	100	mg/L	10	9	1	90.00%	0.0010	0.0010	0.0004	0.0060				
DC 8.1 C	Copper	Dissolved	0	mg/L	10	3	7	30.00%	0.0009	0.0075	0.0010	0.0010				
DC 8.1 C	Copper	Total	100	mg/L	10	8	2	80.00%	0.0026	0.0028	0.0100	0.0100				
DC 8.1 C	Dissolved Oxygen	Dissolved	0	mg/L	10	0	10	0.00%	4.7000	10.2800			7.9550	1.6780	9.9290	8.3700
DC 8.1 C	Fluoride	Total	100	mg/L	10	1	9	10.00%	0.2430	0.5560	0.1000	0.1000	0.3320	0.1070	0.5080	
DC 8.1 C	Hardness (as CaCO3)	Total And Dissolved	70	mg/L	10	0	10	0.00%	22.3000	107.0000			83.2300	25.3600	105.2000	86.8500
DC 8.1 C	Iron	Dissolved	0	mg/L	10	7	3	70.00%	0.0339	0.1150	0.0600	0.0600				
DC 8.1 C	Lead	Dissolved	0	mg/L	10	7	3	70.00%	0.0000	0.0002	0.0000	0.0030				
DC 8.1 C	Lead	Total	100	mg/L	10	10	0	100.00%			0.0001	0.0030				
DC 8.1 C	Manganese	Dissolved	0	mg/L	10	1	9	10.00%	0.0051	0.0214	0.0040	0.0040	0.0109	0.0056	0.0202	
DC 8.1 C	Manganese	Total	100	mg/L	10	0	10	0.00%	0.0056	0.0745			0.0254	0.0264	0.0744	0.0152
DC 8.1 C	Mercury	Total	100	mg/L	10	10	0	100.00%			0.0001	0.0002				
DC 8.1 C	Molybdenum	Dissolved	0	mg/L	10	8	2	80.00%	0.0070	0.0279	0.0021	0.0080				
DC 8.1 C	Nickel	Dissolved	0	mg/L	10	5	5	50.00%	0.0010	0.0018	0.0010	0.0100	0.0012	0.0002	0.0016	
DC 8.1 C	Nickel	Total	100	mg/L	10	10	0	100.00%			0.0015	0.0100				
DC 8.1 C	pH (Field)	Not Applicable	Not Applicable	s.u.	10	0	10	0.00%	7.3100	8.1200			7.7280	0.2650	8.0890	7.7450
DC 8.1 C	Selenium	Total	100	mg/L	10	9	1	90.00%	0.0003	0.0003	0.0003	0.0038				
DC 8.1 C	Silver	Dissolved	0	mg/L	10	10	0	100.00%			0.0000	0.0001				
DC 8.1 C	Silver	Total	100	mg/L	10	10	0	100.00%			0.0007	0.0050				
DC 8.1 C	Specific Conductance (Field)	Not Applicable	Not Applicable	µS/cm	10	0	10	0.00%	90.0000	312.3000			241.5000	66.0200	300.9000	268.0000
DC 8.1 C	Sulfate	Total	100	mg/L	10	0	10	0.00%	2.3700	13.5000			5.9460	4.1090	13.4500	4.0100
DC 8.1 C	Thallium	Dissolved	0	mg/L	10	10	0	100.00%			0.0000	0.0010				
DC 8.1 C	Thallium	Total	100	mg/L	10	10	0	100.00%			0.0000	0.0010				
DC 8.1 C	Total Dissolved Solids (Laboratory)	Total	100	mg/L	10	0	10	0.00%	143.0000	231.0000			195.4000	35.8400	230.6000	212.0000
DC 8.1 C	Total Suspended Solids	Total	100	mg/L	10	4	6	40.00%	5.0000	11.0000	5.0000	5.0000	6.4000	2.3320	10.2400	
DC 8.1 C	Turbidity (Field)	Not Applicable	Not Applicable	NTUs	10	0	10	0.00%	0.4200	6.3800			3.0680	2.3150	5.9930	3.1650
DC 8.1 C	Zinc	Dissolved	0	mg/L	10	10	0	100.00%			0.0019	0.0100				
DC 8.1 C	Zinc	Total	100	mg/L	10	9	1	90.00%	0.0135	0.0135	0.0013	0.0100				
DC 8.2 W	Antimony	Dissolved	0	mg/L	18	18	0	100.00%			0.0001	0.0030				
DC 8.2 W	Antimony	Total And Dissolved	94	mg/L	18	18	0	100.00%			0.0001	0.0060				
DC 8.2 W	Arsenic	Dissolved	0	mg/L	18	14	4	77.78%	0.0023	0.0031	0.0030	0.0250				
DC 8.2 W	Arsenic	Total And Dissolved	94	mg/L	18	15	3	83.33%	0.0021	0.0026	0.0030	0.0250				
DC 8.2 W	Barium	Dissolved	0	mg/L	17	0	17	0.00%	0.0168	0.0240			0.0189	0.0019	0.0227	0.0181
DC 8.2 W	Barium	Total And Dissolved	11	mg/L	19	0	19	0.00%	0.0168	0.0240			0.0188	0.0018	0.0226	0.0181
DC 8.2 W	Chloride	Total	100	mg/L	19	0	19	0.00%	4.6100	6.4100			5.0270	0.4100	5.7170	4.9400
DC 8.2 W	Iron	Total And Dissolved	53	mg/L	19	13	6	68.42%	0.0256	0.1610	0.0200	0.0600				
DC 8.2 W	Molybdenum	Total And Dissolved	53	mg/L	19	15	4	78.95%	0.0048	0.0277	0.0021	0.0100				
DC 8.2 W	Beryllium	Total And Dissolved	89	mg/L	18	17	1	94.44%	0.0004	0.0004	0.0002	0.0020				

TABLE D-1. SURFACE WATER QUALITY SUMMARY STATISTICS
Data presented through Quarter 1, 2013

SITE IDENTIFIER	ANALYTE	FILTERED FRACTION[a]	FILTERED FRACTION: PERCENT TOTAL[b]	UNITS[c]	N[d]	C[e]	D[f]	C/N	MINIMUM DETECT VALUE	MAXIMUM DETECT VALUE	MINIMUM CENSORED VALUE	MAXIMUM CENSORED VALUE	MEAN[g]	STANDARD DEVIATION[h]	95% UPPER CONFIDENCE LIMIT OF MEAN[i]	MEDIAN[j]
DC 8.2 W	Boron	Total And Dissolved	88	mg/L	17	15	2	88.24%	0.0175	0.0191	0.0070	0.2000				
DC 8.2 W	Cadmium	Dissolved	0	mg/L	18	18	0	100.00%			0.0000	0.0010				
DC 8.2 W	Cadmium	Total And Dissolved	94	mg/L	18	17	1	94.44%	0.0001	0.0001	0.0001	0.0020				
DC 8.2 W	Chromium	Total And Dissolved	89	mg/L	18	15	3	83.33%	0.0005	0.0059	0.0060	0.0100				
DC 8.2 W	Copper	Dissolved	0	mg/L	19	15	4	78.95%	0.0005	0.0140	0.0010	0.0100				
DC 8.2 W	Copper	Total And Dissolved	89	mg/L	18	15	3	83.33%	0.0019	0.0140	0.0021	0.0100				
DC 8.2 W	Dissolved Oxygen	Dissolved	0	mg/L	16	0	16	0.00%	3.1000	7.3500			5.7470	1.1300	7.1250	5.8900
DC 8.2 W	Fluoride	Total And Dissolved	89	mg/L	19	1	18	5.26%	0.2660	0.7170	0.4000	0.4000	0.3670	0.9930	0.5300	
DC 8.2 W	Hardness (as CaCO3)	Total And Dissolved	72	mg/L	18	0	18	0.00%	81.0000	108.0000			94.2800	5.5500	102.1000	93.1500
DC 8.2 W	Lead	Dissolved	0	mg/L	18	17	1	94.44%	0.0000	0.0000	0.0000	0.0030				
DC 8.2 W	Lead	Total And Dissolved	94	mg/L	18	18	0	100.00%			0.0001	0.0050				
DC 8.2 W	Manganese	Total	100	mg/L	17	11	6	64.71%	0.0027	0.1040	0.0020	0.0040				
DC 8.2 W	Mercury	Dissolved	0	mg/L	14	14	0	100.00%			0.0002	0.0002				
DC 8.2 W	Mercury	Total And Dissolved	94	mg/L	18	18	0	100.00%			0.0001	0.0002				
DC 8.2 W	Nickel	Dissolved	0	mg/L	19	16	3	84.21%	0.0011	0.0049	0.0010	0.0100				
DC 8.2 W	Nickel	Total And Dissolved	89	mg/L	18	17	1	94.44%	0.0023	0.0023	0.0015	0.0100				
DC 8.2 W	Nitrate + Nitrite as N	Total	100	mg/L	15	0	15	100.00%	0.1500	0.6500			0.4670	0.1350	0.6290	0.4900
DC 8.2 W	Nitrate as N	Total	100	mg/L	15	0	15	0.00%	0.1500	0.6500			0.4670	0.1350	0.6290	0.4900
DC 8.2 W	Nitrite as N	Total	100	mg/L	15	15	0	100.00%			0.1000	0.2000				
DC 8.2 W	pH (Field)	Not Applicable	Not Applicable	s.u.	18	0	18	0.00%	6.8000	7.6000			7.2690	0.2420	7.6000	7.2850
DC 8.2 W	Selenium	Total And Dissolved	94	mg/L	18	17	1	94.44%	0.0004	0.0004	0.0003	0.0038				
DC 8.2 W	Silver	Dissolved	0	mg/L	17	17	0	100.00%			0.0000	0.0100				
DC 8.2 W	Silver	Total And Dissolved	94	mg/L	18	18	0	100.00%			0.0001	0.0100				
DC 8.2 W	Specific Conductance (Field)	Not Applicable	Not Applicable	µS/cm	18	0	18	0.00%	205.6000	311.0000			262.4000	22.9400	286.1000	266.9000
DC 8.2 W	Sulfate	Total	100	mg/L	19	0	19	0.00%	3.4900	5.6100			4.2150	0.5540	5.4660	4.0900
DC 8.2 W	Thallium	Dissolved	0	mg/L	18	18	0	100.00%			0.0000	0.0020				
DC 8.2 W	Thallium	Total And Dissolved	94	mg/L	18	18	0	100.00%			0.0000	0.0020				
DC 8.2 W	Total Dissolved Solids (Laboratory)	Total	100	mg/L	19	0	19	0.00%	158.0000	240.0000			211.7000	19.6500	231.9000	212.0000
DC 8.2 W	Total Suspended Solids	Total	100	mg/L	16	10	6	62.50%	5.0000	122.0000	5.0000	5.0000				
DC 8.2 W	Turbidity (Field)	Not Applicable	Not Applicable	NTUs	16	0	16	0.00%	0.0100	4.3900			0.8180	1.0230	2.0950	0.5900
DC 8.2 W	Zinc	Dissolved	0	mg/L	19	18	1	94.74%	0.0004	0.0004	0.0019	0.0500				
DC 8.2 W	Zinc	Total And Dissolved	89	mg/L	18	16	2	88.89%	0.0004	0.0014	0.0013	0.0500				
DC 8.8 C	Antimony	Dissolved	0	mg/L	11	11	0	100.00%			0.0003	0.0060				
DC 8.8 C	Antimony	Total	100	mg/L	11	11	0	100.00%			0.0003	0.0060				
DC 8.8 C	Arsenic	Dissolved	0	mg/L	11	5	6	45.45%	0.0011	0.0057	0.0030	0.0067	0.0028	0.0018	0.0057	
DC 8.8 C	Arsenic	Total	100	mg/L	11	6	5	54.55%	0.0011	0.0052	0.0030	0.0033				
DC 8.8 C	Barium	Dissolved	0	mg/L	10	0	10	0.00%	0.0119	0.0262			0.0205	0.0049	0.0255	0.0214
DC 8.8 C	Barium	Total And Dissolved	9	mg/L	11	0	11	0.00%	0.0119	0.0262			0.0203	0.0047	0.0255	0.0200
DC 8.8 C	Beryllium	Total	100	mg/L	11	11	0	100.00%			0.0002	0.0020				
DC 8.8 C	Boron	Total And Dissolved	91	mg/L	11	10	1	90.91%	0.0144	0.0144	0.0070	0.0400				
DC 8.8 C	Cadmium	Dissolved	0	mg/L	11	10	1	90.91%	0.0004	0.0004	0.0000	0.0002				
DC 8.8 C	Cadmium	Total	100	mg/L	11	9	2	81.82%	0.0001	0.0001	0.0001	0.0003				
DC 8.8 C	Chloride	Total	100	mg/L	11	0	11	0.00%	2.8100	9.8500			6.2300	1.7830	8.6150	6.0200
DC 8.8 C	Chromium	Total	100	mg/L	11	11	0	100.00%			0.0003	0.0060				
DC 8.8 C	Copper	Dissolved	0	mg/L	11	8	3	72.73%	0.0025	0.0130	0.0030	0.0100				
DC 8.8 C	Copper	Total	100	mg/L	11	7	4	63.64%	0.0032	0.0150	0.0030	0.0100				
DC 8.8 C	Dissolved Oxygen	Dissolved	0	mg/L	11	0	11	0.00%	3.8600	10.8100			7.2440	1.9890	10.1200	7.2600
DC 8.8 C	Fluoride	Total And Dissolved	82	mg/L	11	2	9	18.18%	0.1370	0.4200	0.1000	0.1000	0.2590	0.1020	0.4270	
DC 8.8 C	Hardness (as CaCO3)	Total	100	mg/L	11	0	11	0.00%	20.4000	107.0000			69.9400	30.2500	105.5000	73.7000
DC 8.8 C	Iron	Total And Dissolved	91	mg/L	11	0	11	0.00%	0.0593	0.4540			0.1530	0.1110	0.3330	0.1150
DC 8.8 C	Lead	Dissolved	0	mg/L	11	10	1	90.91%	0.0001	0.0001	0.0010	0.0030				
DC 8.8 C	Lead	Total	100	mg/L	11	11	0	100.00%			0.0001	0.0050				
DC 8.8 C	Manganese	Total	100	mg/L	11	0	11	0.00%	0.0076	0.0619			0.0232	0.0186	0.0582	0.0171
DC 8.8 C	Mercury	Dissolved	0	mg/L	10	10	0	100.00%			0.0002	0.0002				
DC 8.8 C	Mercury	Total	100	mg/L	11	11	0	100.00%			0.0001	0.0002				

TABLE D-1. SURFACE WATER QUALITY SUMMARY STATISTICS
Data presented through Quarter 1, 2013

SITE IDENTIFIER	ANALYTE	FILTERED FRACTION[a]	FILTERED FRACTION: PERCENT TOTAL[b]	UNITS[c]	N[d]	C[e]	D[f]	C/N	MINIMUM DETECT VALUE	MAXIMUM DETECT VALUE	MINIMUM CENSORED VALUE	MAXIMUM CENSORED VALUE	MEAN[g]	STANDARD DEVIATION[h]	95% UPPER CONFIDENCE LIMIT OF MEAN[i]	MEDIAN[j]
DC 8.8 C	Molybdenum	Total And Dissolved	91	mg/L	11	10	1	90.91%	0.0031	0.0031	0.0021	0.0080				
DC 8.8 C	Nickel	Dissolved	0	mg/L	11	9	2	81.82%	0.0012	0.0049	0.0100	0.0100				
DC 8.8 C	Nickel	Total	100	mg/L	11	10	1	90.91%	0.0027	0.0027	0.0020	0.0100				
DC 8.8 C	Nitrate + Nitrite as N	Total	100	mg/L	10	8	2	80.00%	0.2200	0.3300	0.0000	0.0000				
DC 8.8 C	Nitrate as N	Total	100	mg/L	10	8	2	80.00%	0.2200	0.3300	0.1000	0.1000				
DC 8.8 C	Nitrite as N	Total	100	mg/L	10	10	0	100.00%			0.1000	0.1000				
DC 8.8 C	pH (Field)	Not Applicable	Not Applicable	s.u.	11	0	11	0.00%	6.8000	8.0000			7.5960	0.3720	7.9500	7.7000
DC 8.8 C	Selenium	Total	100	mg/L	11	11	0	100.00%			0.0003	0.0060				
DC 8.8 C	Silver	Dissolved	0	mg/L	10	10	0	100.00%			0.0000	0.0001				
DC 8.8 C	Silver	Total	100	mg/L	11	11	0	100.00%			0.0001	0.0007				
DC 8.8 C	Specific Conductance (Field)	Not Applicable	Not Applicable	µS/cm	11	0	11	0.00%	66.7000	337.5000			203.1000	86.1000	319.8000	218.0000
DC 8.8 C	Sulfate	Total	100	µS/cm	11	0	11	0.00%	4.7100	18.2000			10.4600	4.4630	16.9500	9.6900
DC 8.8 C	Thallium	Dissolved	0	mg/L	11	11	0	100.00%			0.0000	0.0020				
DC 8.8 C	Thallium	Total	100	mg/L	11	11	0	100.00%			0.0000	0.0020				
DC 8.8 C	Total Dissolved Solids (Laboratory)	Total	100	mg/L	11	0	11	0.00%	73.0000	256.0000			169.4000	72.1100	249.0000	190.0000
DC 8.8 C	Total Suspended Solids	Total	100	mg/L	11	10	1	90.91%	6.0000	6.0000	5.0000	5.0000				
DC 8.8 C	Turbidity (Field)	Not Applicable	Not Applicable	NTUs	11	0	11	0.00%	0.1500	6.3900			1.8610	1.7260	4.8550	1.5100
DC 8.8 C	Zinc	Dissolved	0	mg/L	11	9	2	90.00%	0.0003	0.0052	0.0050	0.0100				
DC 8.8 C	Zinc	Total	100	mg/L	11	10	1	90.91%	0.0009	0.0009	0.0013	0.0100				
H 0.1 C	Antimony	Dissolved	0	mg/L	10	10	0	100.00%			0.0020	0.0030				
H 0.1 C	Antimony	Total	100	mg/L	10	10	0	100.00%			0.0004	0.0038				
H 0.1 C	Arsenic	Dissolved	0	mg/L	10	10	0	100.00%			0.0066	0.0250				
H 0.1 C	Arsenic	Total	100	mg/L	10	9	1	90.00%	0.0074	0.0074	0.0033	0.0250				
H 0.1 C	Barium	Total And Dissolved	60	mg/L	10	0	10	0.00%	0.0222	0.0585			0.0388	0.0136	0.0577	0.0344
H 0.1 C	Beryllium	Total	100	mg/L	10	10	0	100.00%			0.0003	0.0020				
H 0.1 C	Boron	Total	100	mg/L	10	8	2	80.00%	0.0113	0.0163	0.0400	0.0400				
H 0.1 C	Cadmium	Dissolved	0	mg/L	10	10	0	100.00%			0.0000	0.0002				
H 0.1 C	Cadmium	Total	100	mg/L	10	10	0	100.00%			0.0002	0.0020				
H 0.1 C	Chloride	Total	100	mg/L	10	0	10	0.00%	3.6300	8.8700			5.8680	1.6120	8.3750	5.7550
H 0.1 C	Chromium	Total	100	mg/L	10	10	0	100.00%			0.0008	0.0060				
H 0.1 C	Copper	Dissolved	0	mg/L	10	0	10	0.00%	0.0012	0.0066			0.0031	0.0015	0.0054	0.0032
H 0.1 C	Copper	Total	100	mg/L	10	8	2	80.00%	0.0045	0.0051	0.0100	0.0100				
H 0.1 C	Fluoride	Total	100	mg/L	10	3	7	30.00%	0.1100	0.4770	0.1000	0.1000	0.2090	0.1150	0.3980	
H 0.1 C	Hardness (as CaCO3)	Total And Dissolved	70	mg/L	10	0	10	0.00%	25.7000	104.0000			60.9100	24.4800	98.6000	55.7000
H 0.1 C	Iron	Dissolved	0	mg/L	10	10	0	100.00%			0.0202	0.0600				
H 0.1 C	Lead	Dissolved	0	mg/L	10	5	5	50.00%	0.0000	0.0001	0.0000	0.0030	0.0000	0.0000	0.0001	
H 0.1 C	Lead	Total	100	mg/L	10	10	0	100.00%			0.0001	0.0030				
H 0.1 C	Manganese	Dissolved	0	mg/L	10	2	8	20.00%	0.0041	0.0414	0.0040	0.0040	0.0162	0.0141	0.0393	
H 0.1 C	Manganese	Total	100	mg/L	10	3	7	30.00%	0.0044	0.0958	0.0040	0.0040	0.0288	0.0302	0.0785	
H 0.1 C	Mercury	Total	100	mg/L	10	10	0	100.00%			0.0001	0.0002				
H 0.1 C	Molybdenum	Dissolved	0	mg/L	10	10	0	100.00%			0.0021	0.0080				
H 0.1 C	Nickel	Dissolved	0	mg/L	10	7	3	70.00%	0.0011	0.0015	0.0010	0.0100				
H 0.1 C	Nickel	Total	100	mg/L	10	10	0	100.00%			0.0020	0.0100				
H 0.1 C	pH (Field)	Not Applicable	Not Applicable	s.u.	10	0	10	0.00%	6.8000	9.5200			7.9960	0.7530	9.1690	7.8100
H 0.1 C	Selenium	Total	100	mg/L	10	8	2	80.00%	0.0003	0.0006	0.0003	0.0030				
H 0.1 C	Silver	Dissolved	0	mg/L	10	10	0	100.00%			0.0000	0.0001				
H 0.1 C	Silver	Total	100	mg/L	10	10	0	100.00%			0.0007	0.0050				
H 0.1 C	Specific Conductance (Field)	Not Applicable	Not Applicable	µS/cm	10	0	10	0.00%	102.0000	298.0000			180.4000	66.3300	285.0000	170.8000
H 0.1 C	Sulfate	Total	100	mg/L	10	0	10	0.00%	7.0900	21.3000			12.4100	4.5780	20.0400	12.2500
H 0.1 C	Thallium	Dissolved	0	mg/L	10	10	0	100.00%			0.0000	0.0010				
H 0.1 C	Thallium	Total	100	mg/L	10	10	0	100.00%			0.0000	0.0010				
H 0.1 C	Total Dissolved Solids (Laboratory)	Total	100	mg/L	10	0	10	0.00%	93.0000	214.0000			144.8000	41.6800	203.2000	147.5000
H 0.1 C	Total Suspended Solids	Total	100	mg/L	10	8	2	80.00%	6.0000	14.0000	5.0000	5.0000				
H 0.1 C	Turbidity (Field)	Not Applicable	Not Applicable	NTUs	10	0	10	0.00%	0.8100	7.0000			3.7040	1.8490	6.6040	3.5200
H 0.1 C	Zinc	Dissolved	0	mg/L	10	9	1	90.00%	0.0216	0.0216	0.0019	0.0100				

TABLE D-1. SURFACE WATER QUALITY SUMMARY STATISTICS
Data presented through Quarter 1, 2013

SITE IDENTIFIER	ANALYTE	FILTERED FRACTION[a]	FILTERED FRACTION: PERCENT TOTAL[b]	UNITS[c]	N[d]	C[e]	D[f]	C/N	MINIMUM DETECT VALUE	MAXIMUM DETECT VALUE	MINIMUM CENSORED VALUE	MAXIMUM CENSORED VALUE	MEAN[g]	STANDARD DEVIATION[h]	95% UPPER CONFIDENCE LIMIT OF MEAN[i]	MEDIAN[j]
H 0.1 C	Zinc	Total	100	mg/L	10	9	1	90.00%	0.0078	0.0078	0.0013	0.0100				
Hidden Spring	Antimony	Dissolved	0	mg/L	17	17	0	100.00%			0.0005	0.0060				
Hidden Spring	Antimony	Total	100	mg/L	17	16	1	94.12%	0.0006	0.0006	0.0004	0.0060				
Hidden Spring	Arsenic	Dissolved	0	mg/L	17	15	2	88.24%	0.0009	0.0017	0.0030	0.0250				
Hidden Spring	Arsenic	Total	100	mg/L	17	16	1	94.12%	0.0018	0.0018	0.0006	0.0250				
Hidden Spring	Barium	Dissolved	0	mg/L	16	0	16	0.00%	0.0203	0.0278			0.0240	0.0026	0.0274	0.0234
Hidden Spring	Barium	Total And Dissolved	12	mg/L	17	0	17	0.00%	0.0203	0.0278			0.0240	0.0025	0.0274	0.0232
Hidden Spring	Beryllium	Total	100	mg/L	17	17	0	100.00%			0.0002	0.0020				
Hidden Spring	Boron	Total And Dissolved	94	mg/L	17	12	5	70.59%	0.0292	0.0490	0.0400	0.2000				
Hidden Spring	Cadmium	Dissolved	0	mg/L	17	17	0	100.00%			0.0000	0.0010				
Hidden Spring	Cadmium	Total	100	mg/L	17	17	0	100.00%			0.0001	0.0020				
Hidden Spring	Chloride	Total	100	mg/L	17	0	17	0.00%	10.0000	14.1000			11.5100	0.9270	12.6600	11.3000
Hidden Spring	Chromium	Total	100	mg/L	17	15	2	88.24%	0.0007	0.0046	0.0010	0.0060				
Hidden Spring	Copper	Dissolved	0	mg/L	17	16	1	94.12%	0.0003	0.0003	0.0010	0.0100				
Hidden Spring	Copper	Total	100	mg/L	17	16	1	94.12%	0.0281	0.0281	0.0010	0.0100				
Hidden Spring	Dissolved Oxygen	Dissolved	0	mg/L	16	0	16	0.00%	0.1100	17.8000			5.6010	4.7550	13.0600	4.9700
Hidden Spring	Fluoride	Total And Dissolved	88	mg/L	17	1	16	5.88%	0.1270	0.3070	0.4000	0.4000	0.2180	0.0429	0.2880	
Hidden Spring	Hardness (as CaCO3)	Total And Dissolved	82	mg/L	17	0	17	0.00%	329.0000	499.0000			365.1000	36.8000	400.6000	355.0000
Hidden Spring	Iron	Total And Dissolved	65	mg/L	17	8	9	47.06%	0.0235	0.4750	0.0600	0.0600	0.0976	0.1200	0.2950	
Hidden Spring	Lead	Dissolved	0	mg/L	17	14	3	82.35%	0.0000	0.0007	0.0000	0.0030				
Hidden Spring	Lead	Total	100	mg/L	17	16	1	94.12%	0.0331	0.0331	0.0010	0.0050				
Hidden Spring	Manganese	Total	100	mg/L	17	6	11	35.29%	0.0034	0.0789	0.0040	0.0040	0.0179	0.0203	0.0512	
Hidden Spring	Mercury	Dissolved	0	mg/L	13	13	0	100.00%			0.0001	0.0002				
Hidden Spring	Mercury	Total	100	mg/L	17	16	1	94.12%	0.0017	0.0017	0.0001	0.0002				
Hidden Spring	Molybdenum	Total And Dissolved	65	mg/L	17	8	9	47.06%	0.0082	0.0256	0.0010	0.0080	0.0115	0.0050	0.0197	
Hidden Spring	Nickel	Dissolved	0	mg/L	17	12	5	70.59%	0.0011	0.0030	0.0010	0.0100				
Hidden Spring	Nickel	Total	100	mg/L	17	15	2	88.24%	0.0023	0.0028	0.0013	0.0100				
Hidden Spring	Nitrate + Nitrite as N	Total	100	mg/L	13	1	12	7.69%	0.1300	2.4000	0.0000	0.0000	0.9780	0.6830	2.1020	
Hidden Spring	Nitrate as N	Total	100	mg/L	13	1	12	7.69%	0.1300	2.4000	0.1000	0.1000	0.9780	0.6830	2.1020	
Hidden Spring	Nitrite as N	Total	100	mg/L	13	13	0	100.00%			0.1000	0.2000				
Hidden Spring	pH (Field)	Not Applicable	Not Applicable	s.u.	17	0	17	0.00%	6.8100	8.0000			7.3540	0.2820	7.8400	7.4000
Hidden Spring	Selenium	Total	100	mg/L	17	13	4	76.47%	0.0007	0.0020	0.0008	0.0050				
Hidden Spring	Silver	Dissolved	0	mg/L	17	17	0	100.00%			0.0000	0.0010				
Hidden Spring	Silver	Total	100	mg/L	17	17	0	100.00%			0.0001	0.0050				
Hidden Spring	Specific Conductance (Field)	Not Applicable	Not Applicable	µS/cm	17	0	17	0.00%	342.0000	767.0000			646.2000	99.0100	726.2000	667.3000
Hidden Spring	Sulfate	Total	100	mg/L	17	0	17	0.00%	64.9000	81.8000			71.8900	5.0890	80.0400	70.2000
Hidden Spring	Thallium	Dissolved	0	mg/L	17	17	0	100.00%			0.0000	0.0020				
Hidden Spring	Thallium	Total	100	mg/L	17	16	1	94.12%	0.0004	0.0004	0.0001	0.0020				
Hidden Spring	Total Dissolved Solids (Laboratory)	Total	100	mg/L	17	0	17	0.00%	358.0000	490.0000			418.9000	28.9700	455.6000	420.0000
Hidden Spring	Total Suspended Solids	Total	100	mg/L	16	13	3	81.25%	10.0000	79.0000	5.0000	5.0000				
Hidden Spring	Turbidity (Field)	Not Applicable	Not Applicable	NTUs	16	0	16	0.00%	0.2600	5.2200			2.2520	1.5660	4.7630	1.8250
Hidden Spring	Zinc	Dissolved	0	mg/L	17	12	5	70.59%	0.0040	0.0100	0.0050	0.0100				
Hidden Spring	Zinc	Total	100	mg/L	17	6	11	35.29%	0.0054	0.1620	0.0100	0.0100	0.0193	0.0361	0.0787	
Kane Spring	Antimony	Dissolved	0	mg/L	16	16	0	100.00%			0.0001	0.0060				
Kane Spring	Antimony	Total	100	mg/L	16	16	0	100.00%			0.0001	0.0060				
Kane Spring	Arsenic	Dissolved	0	mg/L	16	9	7	56.25%	0.0018	0.0113	0.0006	0.0250				
Kane Spring	Arsenic	Total	100	mg/L	16	9	7	56.25%	0.0017	0.0053	0.0030	0.0250				
Kane Spring	Barium	Dissolved	0	mg/L	14	0	14	0.00%	0.0267	0.0550			0.0428	0.0093	0.0532	0.0443
Kane Spring	Barium	Total And Dissolved	19	mg/L	16	0	16	0.00%	0.0267	0.0540			0.0433	0.0088	0.0527	0.0455
Kane Spring	Beryllium	Total	100	mg/L	16	16	0	100.00%			0.0002	0.0020				
Kane Spring	Boron	Total And Dissolved	94	mg/L	16	1	15	6.25%	0.0285	0.0900	0.2000	0.2000	0.0544	0.0173	0.0829	
Kane Spring	Cadmium	Dissolved	0	mg/L	16	16	0	100.00%			0.0000	0.0010				
Kane Spring	Cadmium	Total	100	mg/L	16	16	0	100.00%			0.0001	0.0020				
Kane Spring	Chloride	Total	100	mg/L	16	0	16	0.00%	17.5000	72.4000			28.4700	13.8000	51.1700	23.1500
Kane Spring	Chromium	Total	100	mg/L	16	14	2	87.50%	0.0007	0.0028	0.0005	0.0060				

TABLE D-1. SURFACE WATER QUALITY SUMMARY STATISTICS
Data presented through Quarter 1, 2013

SITE IDENTIFIER	ANALYTE	FILTERED FRACTION[a]	FILTERED FRACTION: PERCENT TOTAL[b]	UNITS[c]	N[d]	C[e]	D[f]	C/N	MINIMUM DETECT VALUE	MAXIMUM DETECT VALUE	MINIMUM CENSORED VALUE	MAXIMUM CENSORED VALUE	MEAN[g]	STANDARD DEVIATION[h]	95% UPPER CONFIDENCE LIMIT OF MEAN[i]	MEDIAN[j]
Kane Spring	Copper	Dissolved	0	mg/L	16	10	6	62.65%	0.0003	0.0042	0.0010	0.0100				
Kane Spring	Copper	Total	100	mg/L	16	11	5	68.75%	0.0024	0.0050	0.0010	0.0100				
Kane Spring	Dissolved Oxygen	Dissolved	0	mg/L	15	0	15	0.00%	2.9600	12.5000			7.6930	2.8630	12.2300	7.0000
Kane Spring	Fluoride	Total And Dissolved	88	mg/L	16	1	15	6.25%	0.2290	0.3880	0.4000	0.4000	0.3130	0.0471	0.3910	
Kane Spring	Hardness (as CaCO3)	Total And Dissolved	88	mg/L	16	0	16	0.00%	311.0000	477.0000			361.4000	41.3800	431.3000	355.0000
Kane Spring	Iron	Total And Dissolved	56	mg/L	16	13	3	81.25%	0.0260	0.0770	0.0130	0.0600				
Kane Spring	Lead	Dissolved	0	mg/L	16	14	2	87.50%	0.0000	0.0001	0.0000	0.0030				
Kane Spring	Lead	Total	100	mg/L	16	15	1	93.75%	0.0005	0.0005	0.0000	0.0050				
Kane Spring	Manganese	Total	100	mg/L	16	9	7	56.25%	0.0034	0.0234	0.0007	0.0050	0.0055	0.0056	0.0145	0.0040
Kane Spring	Mercury	Dissolved	0	mg/L	10	10	0	100.00%			0.0002	0.0002				
Kane Spring	Mercury	Total	100	mg/L	15	14	1	93.33%	0.0004	0.0004	0.0001	0.0005				
Kane Spring	Molybdenum	Total And Dissolved	56	mg/L	16	5	11	31.25%	0.0014	0.0279	0.0080	0.0081	0.0105	0.0086	0.0247	
Kane Spring	Nickel	Dissolved	0	mg/L	16	9	7	56.25%	0.0008	0.0032	0.0023	0.0100				
Kane Spring	Nickel	Total	100	mg/L	16	15	1	93.75%	0.0024	0.0024	0.0011	0.0100				
Kane Spring	Nitrate + Nitrite as N	Total	100	mg/L	11	8	3	72.73%	0.8700	0.9900	0.0000	0.0000				
Kane Spring	Nitrate as N	Total	100	mg/L	11	8	3	72.73%	0.8700	0.9900	0.1000	0.1000				
Kane Spring	Nitrite as N	Total	100	mg/L	11	11	0	100.00%			0.1000	0.2000				
Kane Spring	pH (Field)	Not Applicable	Not Applicable	s.u.	17	0	17	0.00%	6.6500	8.5000			7.7190	0.5090	8.3400	7.8000
Kane Spring	Selenium	Total	100	mg/L	15	11	5	68.75%	0.0005	0.0011	0.0006	0.0030				
Kane Spring	Silver	Dissolved	0	mg/L	16	16	0	100.00%			0.0000	0.0010				
Kane Spring	Silver	Total	100	mg/L	16	16	0	100.00%			0.0001	0.0050				
Kane Spring	Specific Conductance (Field)	Not Applicable	Not Applicable	µS/cm	17	0	17	0.00%	318.3000	1019.0000			691.7000	165.8000	926.2000	707.0000
Kane Spring	Sulfate	Total	100	mg/L	16	0	16	0.00%	25.0000	102.0000			40.3400	19.6400	72.3000	32.3500
Kane Spring	Thallium	Dissolved	0	mg/L	16	16	0	100.00%			0.0000	0.0020				
Kane Spring	Thallium	Total	100	mg/L	16	16	0	100.00%			0.0000	0.0020				
Kane Spring	Total Dissolved Solids (Laboratory)	Total	100	mg/L	16	0	16	0.00%	346.0000	713.0000			439.6000	89.4500	574.3000	420.0000
Kane Spring	Total Suspended Solids	Total	100	mg/L	15	9	6	60.00%	6.0000	11.0000	5.0000	5.0000				
Kane Spring	Turbidity (Field)	Not Applicable	Not Applicable	NTUs	16	0	16	0.00%	0.0200	18.8000			4.6200	5.2200	12.9300	3.5800
Kane Spring	Zinc	Dissolved	0	mg/L	16	13	3	81.25%	0.0010	0.0141	0.0019	0.0100				
Kane Spring	Zinc	Total	100	mg/L	16	12	4	75.00%	0.0005	0.0121	0.0050	0.0100				
LF 0.2 C	Antimony	Dissolved	0	mg/L	11	10	1	90.91%	0.0002	0.0002	0.0002	0.0030				
LF 0.2 C	Antimony	Total	100	mg/L	11	11	0	100.00%			0.0002	0.0030				
LF 0.2 C	Arsenic	Dissolved	0	mg/L	11	10	1	90.91%	0.0146	0.0146	0.0066	0.0250				
LF 0.2 C	Arsenic	Total	100	mg/L	11	10	1	90.91%	0.0042	0.0042	0.0028	0.0250				
LF 0.2 C	Barium	Total And Dissolved	45	mg/L	11	0	11	0.00%	0.0244	0.0688			0.0390	0.0113	0.0562	0.0365
LF 0.2 C	Beryllium	Total	100	mg/L	11	11	0	100.00%			0.0001	0.0020				
LF 0.2 C	Boron	Total	100	mg/L	11	8	3	72.73%	0.0225	0.0270	0.0400	0.0400				
LF 0.2 C	Cadmium	Dissolved	0	mg/L	11	11	0	100.00%			0.0000	0.0002				
LF 0.2 C	Cadmium	Total	100	mg/L	11	11	0	100.00%			0.0002	0.0020				
LF 0.2 C	Chloride	Total	100	mg/L	11	0	11	0.00%	10.2000	18.7000			13.9000	2.6430	18.7000	13.7000
LF 0.2 C	Chromium	Total	100	mg/L	11	10	1	90.91%	0.0022	0.0022	0.0004	0.0060				
LF 0.2 C	Copper	Dissolved	0	mg/L	11	0	11	0.00%	0.0018	0.0092			0.0037	0.0025	0.0081	0.0023
LF 0.2 C	Copper	Total	100	mg/L	11	4	7	36.36%	0.0029	0.0340	0.0100	0.0100	0.0104	0.0087	0.0248	
LF 0.2 C	Dissolved Oxygen	Dissolved	0	mg/L	12	0	12	0.00%	0.9400	17.3300			6.0320	4.4590	12.5200	5.6100
LF 0.2 C	Fluoride	Total	100	mg/L	11	0	11	0.00%	0.2070	0.4680			0.3040	0.0840	0.4520	0.2900
LF 0.2 C	Hardness (as CaCO3)	Total And Dissolved	82	mg/L	11	0	11	0.00%	175.0000	312.0000			239.0000	37.7700	298.5000	241.0000
LF 0.2 C	Iron	Dissolved	0	mg/L	11	7	4	63.64%	0.0333	0.3300	0.0202	0.0600				
LF 0.2 C	Lead	Dissolved	0	mg/L	11	10	1	90.91%	0.0001	0.0001	0.0000	0.0030				
LF 0.2 C	Lead	Total	100	mg/L	11	9	2	81.82%	0.0021	0.0073	0.0001	0.0030				
LF 0.2 C	Manganese	Total	100	mg/L	11	4	7	36.36%	0.0074	0.4560	0.0007	0.0040	0.0556	0.1270	0.2650	
LF 0.2 C	Mercury	Total	100	mg/L	10	10	0	100.00%			0.0001	0.0002				
LF 0.2 C	Molybdenum	Dissolved	0	mg/L	11	9	2	81.82%	0.0048	0.0072	0.0080	0.0081				
LF 0.2 C	Nickel	Dissolved	0	mg/L	11	4	7	36.36%	0.0013	0.0034	0.0010	0.0100	0.0019	0.0007	0.0031	
LF 0.2 C	Nickel	Total	100	mg/L	11	11	0	100.00%			0.0010	0.0100				
LF 0.2 C	pH (Field)	Not Applicable	Not Applicable	s.u.	12	0	12	0.00%	6.7900	7.7700			7.1830	0.3730	7.7530	7.0000

TABLE D-1. SURFACE WATER QUALITY SUMMARY STATISTICS
Data presented through Quarter 1, 2013

SITE IDENTIFIER	ANALYTE	FILTERED FRACTION[a]	FILTERED FRACTION: PERCENT TOTAL[b]	UNITS[c]	N[d]	C[e]	D[f]	C/N	MINIMUM DETECT VALUE	MAXIMUM DETECT VALUE	MINIMUM CENSORED VALUE	MAXIMUM CENSORED VALUE	MEAN[g]	STANDARD DEVIATION[h]	95% UPPER CONFIDENCE LIMIT OF MEAN[i]	MEDIAN[j]
LF 0.2 C	Selenium	Total	100	mg/L	11	5	6	45.45%	0.0005	0.0011	0.0003	0.0030	0.0006	0.0002	0.0009	
LF 0.2 C	Silver	Dissolved	0	mg/L	11	11	0	100.00%			0.0000	0.0001				
LF 0.2 C	Silver	Total	100	mg/L	11	11	0	100.00%			0.0002	0.0050				
LF 0.2 C	Specific Conductance (Field)	Not Applicable	Not Applicable	µS/cm	12	0	12	0.00%	384.4000	686.0000			558.1000	96.4600	678.9000	540.5000
LF 0.2 C	Sulfate	Total	100	mg/L	11	0	11	0.00%	93.3000	141.0000			116.5000	14.9600	139.5000	117.0000
LF 0.2 C	Thallium	Dissolved	0	mg/L	11	11	0	100.00%			0.0000	0.0010				
LF 0.2 C	Thallium	Total	100	mg/L	11	11	0	100.00%			0.0000	0.0010				
LF 0.2 C	Total Dissolved Solids (Laboratory)	Total	100	mg/L	11	0	11	0.00%	286.0000	470.0000			398.5000	50.4300	465.0000	405.0000
LF 0.2 C	Total Suspended Solids	Total	100	mg/L	10	6	4	60.00%	5.0000	8.0000	5.0000	5.0000				
LF 0.2 C	Turbidity (Field)	Not Applicable	Not Applicable	NTUs	11	0	11	0.00%	0.0600	31.5400			6.2310	9.9120	24.9700	2.5100
LF 0.2 C	Zinc	Dissolved	0	mg/L	11	11	0	100.00%			0.0019	0.0100				
LF 0.2 C	Zinc	Total	100	mg/L	11	8	3	72.73%	0.0019	0.0270	0.0050	0.0100				
MC 3.3 C	Antimony	Dissolved	0	mg/L	11	10	1	90.91%	0.0003	0.0003	0.0002	0.0030				
MC 3.3 C	Antimony	Total	100	mg/L	11	11	0	100.00%			0.0002	0.0030				
MC 3.3 C	Arsenic	Dissolved	0	mg/L	11	9	2	81.82%	0.0126	0.0162	0.0067	0.0250				
MC 3.3 C	Arsenic	Total	100	mg/L	11	9	2	81.82%	0.0047	0.0051	0.0033	0.0250				
MC 3.3 C	Barium	Total And Dissolved	45	mg/L	11	0	11	0.00%	0.0160	0.0409			0.0316	0.0064	0.0388	0.0321
MC 3.3 C	Beryllium	Total	100	mg/L	11	11	0	100.00%			0.0001	0.0020				
MC 3.3 C	Boron	Total	100	mg/L	11	8	3	72.73%	0.0186	0.0208	0.0400	0.0400				
MC 3.3 C	Cadmium	Dissolved	0	mg/L	11	11	0	100.00%			0.0000	0.0002				
MC 3.3 C	Cadmium	Total	100	mg/L	11	11	0	100.00%			0.0002	0.0020				
MC 3.3 C	Chloride	Total	100	mg/L	11	0	11	0.00%	5.2900	13.4000			10.4600	2.4620	13.3000	10.7000
MC 3.3 C	Chromium	Total	100	mg/L	11	9	2	81.82%	0.0006	0.0019	0.0004	0.0060				
MC 3.3 C	Copper	Dissolved	0	mg/L	11	1	10	9.09%	0.0012	0.0044	0.0010	0.0010	0.0020	0.0009	0.0034	
MC 3.3 C	Copper	Total	100	mg/L	11	9	2	81.82%	0.0019	0.0081	0.0020	0.0100				
MC 3.3 C	Dissolved Oxygen	Dissolved	0	mg/L	12	0	12	0.00%	6.8000	18.7800			9.8920	3.1770	15.0100	8.9050
MC 3.3 C	Fluoride	Total	100	mg/L	11	0	11	0.00%	0.1770	0.5320			0.3060	0.0924	0.4580	0.2900
MC 3.3 C	Hardness (as CaCO3)	Total And Dissolved	82	mg/L	11	0	11	0.00%	97.3000	219.0000			174.8000	33.2300	215.0000	174.0000
MC 3.3 C	Iron	Dissolved	0	mg/L	11	8	3	72.73%	0.0653	0.1840	0.0202	0.0600				
MC 3.3 C	Lead	Dissolved	0	mg/L	11	10	1	90.91%	0.0001	0.0001	0.0000	0.0030				
MC 3.3 C	Lead	Total	100	mg/L	11	10	1	90.91%	0.0012	0.0012	0.0001	0.0030				
MC 3.3 C	Manganese	Total	100	mg/L	11	2	9	18.18%	0.0051	0.6140	0.0040	0.0157	0.0835	0.1720	0.3670	
MC 3.3 C	Mercury	Total	100	mg/L	10	10	0	100.00%			0.0001	0.0002				
MC 3.3 C	Molybdenum	Dissolved	0	mg/L	11	9	2	81.82%	0.0041	0.0059	0.0021	0.0080				
MC 3.3 C	Nickel	Dissolved	0	mg/L	11	3	8	27.27%	0.0011	0.0020	0.0010	0.0100	0.0142	0.0003	0.0020	
MC 3.3 C	Nickel	Total	100	mg/L	11	11	0	100.00%			0.0011	0.0100				
MC 3.3 C	pH (Field)	Not Applicable	Not Applicable	s.u.	12	0	12	0.00%	7.6200	8.3800			8.1220	0.2210	8.3800	8.1350
MC 3.3 C	Selenium	Total	100	mg/L	11	8	3	72.73%	0.0005	0.0008	0.0003	0.0030				
MC 3.3 C	Silver	Dissolved	0	mg/L	11	11	0	100.00%			0.0000	0.0001				
MC 3.3 C	Silver	Total	100	mg/L	11	10	1	90.91%	0.0004	0.0004	0.0002	0.0050				
MC 3.3 C	Specific Conductance (Field)	Not Applicable	Not Applicable	µS/cm	12	0	12	0.00%	233.4000	494.0000			405.7000	68.8300	475.3000	429.9000
MC 3.3 C	Sulfate	Total	100	mg/L	11	0	11	0.00%	4.8600	74.1000			40.1800	21.7400	72.5000	41.7000
MC 3.3 C	Thallium	Dissolved	0	mg/L	11	11	0	100.00%			0.0000	0.0010				
MC 3.3 C	Thallium	Total	100	mg/L	11	11	0	100.00%			0.0000	0.0010				
MC 3.3 C	Total Dissolved Solids (Laboratory)	Total	100	mg/L	11	0	11	0.00%	208.0000	342.0000			292.5000	39.7300	338.5000	305.0000
MC 3.3 C	Total Suspended Solids	Total	100	mg/L	11	6	5	54.55%	5.0000	13.0000	5.0000	5.0000				
MC 3.3 C	Turbidity (Field)	Not Applicable	Not Applicable	NTUs	11	0	11	0.00%	0.0610	8.6700			2.9060	2.4850	7.2800	1.5500
MC 3.3 C	Zinc	Dissolved	0	mg/L	11	11	0	100.00%			0.0019	0.0100				
MC 3.3 C	Zinc	Total	100	mg/L	11	10	1	90.91%	0.0026	0.0026	0.0013	0.0100				
MC 3.4 W	Antimony	Dissolved	0	mg/L	11	11	0	100.00%			0.0002	0.0030				
MC 3.4 W	Antimony	Total	100	mg/L	11	11	0	100.00%			0.0002	0.0030				
MC 3.4 W	Arsenic	Dissolved	0	mg/L	11	9	2	81.82%	0.0067	0.0098	0.0067	0.0250				
MC 3.4 W	Arsenic	Total	100	mg/L	11	10	1	90.91%	0.0056	0.0056	0.0028	0.0250				
MC 3.4 W	Barium	Total And Dissolved	45	mg/L	11	0	11	0.00%	0.0148	0.0350			0.0181	0.0059	0.0278	0.0163
MC 3.4 W	Beryllium	Total	100	mg/L	11	11	0	100.00%			0.0001	0.0020				

TABLE D-1. SURFACE WATER QUALITY SUMMARY STATISTICS
Data presented through Quarter 1, 2013

SITE IDENTIFIER	ANALYTE	FILTERED FRACTION[a]	FILTERED FRACTION: PERCENT TOTAL[b]	UNITS[c]	N[d]	C[e]	D[f]	C/N	MINIMUM DETECT VALUE	MAXIMUM DETECT VALUE	MINIMUM CENSORED VALUE	MAXIMUM CENSORED VALUE	MEAN[g]	STANDARD DEVIATION[h]	95% UPPER CONFIDENCE LIMIT OF MEAN[i]	MEDIAN[j]
MC 3.4 W	Boron	Total	100	mg/L	11	8	3	72.73%	0.0100	0.0149	0.0400	0.0400				
MC 3.4 W	Cadmium	Dissolved	0	mg/L	11	11	0	100.00%			0.0000	0.0002				
MC 3.4 W	Cadmium	Total	100	mg/L	11	11	0	100.00%			0.0002	0.0020				
MC 3.4 W	Chloride	Total	100	mg/L	11	0	11	0.00%	4.4700	11.3000			5.7500	1.8960	8.6550	5.2200
MC 3.4 W	Chromium	Total	100	mg/L	11	9	2	81.82%	0.0004	0.0013	0.0005	0.0060				
MC 3.4 W	Copper	Dissolved	0	mg/L	11	7	4	63.64%	0.0005	0.0014	0.0010	0.0010				
MC 3.4 W	Copper	Total	100	mg/L	11	10	1	90.91%	0.0049	0.0049	0.0016	0.0100				
MC 3.4 W	Dissolved Oxygen	Dissolved	0	mg/L	12	0	12	0.00%	5.5000	17.8000			9.1330	3.3530	14.2000	8.0050
MC 3.4 W	Fluoride	Total	100	mg/L	11	0	11	0.00%	0.1470	0.5190			0.3030	0.1060	0.4690	0.3000
MC 3.4 W	Hardness (as CaCO3)	Total And Dissolved	82	mg/L	11	0	11	0.00%	84.3000	208.0000			103.4000	35.2500	155.5000	94.0000
MC 3.4 W	Iron	Dissolved	0	mg/L	11	10	1	90.91%	0.0276	0.0276	0.0202	0.0600				
MC 3.4 W	Lead	Dissolved	0	mg/L	11	10	1	90.91%	0.0000	0.0000	0.0000	0.0030				
MC 3.4 W	Lead	Total	100	mg/L	11	10	1	90.91%	0.0004	0.0004	0.0001	0.0030				
MC 3.4 W	Manganese	Total	100	mg/L	11	5	6	45.45%	0.0040	0.0319	0.0007	0.0040	0.0092	0.0086	0.0234	
MC 3.4 W	Mercury	Total	100	mg/L	10	10	0	100.00%			0.0001	0.0002				
MC 3.4 W	Molybdenum	Dissolved	0	mg/L	11	9	2	81.82%	0.0030	0.0045	0.0021	0.0080				
MC 3.4 W	Nickel	Dissolved	0	mg/L	11	7	4	63.64%	0.0004	0.0024	0.0010	0.0100				
MC 3.4 W	Nickel	Total	100	mg/L	11	11	0	100.00%			0.0011	0.0100				
MC 3.4 W	pH (Field)	Not Applicable	Not Applicable	s.u.	12	0	12	0.00%	7.4100	8.1100			7.7870	0.2070	8.0930	7.8050
MC 3.4 W	Selenium	Total	100	mg/L	11	9	2	81.82%	0.0005	0.0020	0.0003	0.0030				
MC 3.4 W	Silver	Dissolved	0	mg/L	11	11	0	100.00%			0.0000	0.0001				
MC 3.4 W	Silver	Total	100	mg/L	11	10	1	90.91%	0.0005	0.0005	0.0002	0.0050				
MC 3.4 W	Specific Conductance (Field)	Not Applicable	Not Applicable	µS/cm	12	0	12	0.00%	220.9000	372.0000			262.7000	42.1600	337.4000	249.8000
MC 3.4 W	Sulfate	Total	100	mg/L	11	0	11	0.00%	3.2800	47.4000			8.2370	13.0100	26.7500	4.2400
MC 3.4 W	Thallium	Dissolved	0	mg/L	11	11	0	100.00%			0.0000	0.0010				
MC 3.4 W	Thallium	Total	100	mg/L	11	11	0	100.00%			0.0000	0.0010				
MC 3.4 W	Total Dissolved Solids (Laboratory)	Total	100	mg/L	11	0	11	0.00%	167.0000	314.0000			214.6000	40.9500	275.5000	218.0000
MC 3.4 W	Total Suspended Solids	Total	100	mg/L	11	6	5	54.55%	5.0000	53.0000	5.0000	5.0000				
MC 3.4 W	Turbidity (Field)	Not Applicable	Not Applicable	NTUs	11	0	11	0.00%	0.2900	68.3300			8.4490	20.0700	39.3700	1.3900
MC 3.4 W	Zinc	Dissolved	0	mg/L	11	11	0	100.00%			0.0019	0.0100				
MC 3.4 W	Zinc	Total	100	mg/L	11	10	1	90.91%	0.0019	0.0019	0.0013	0.0100				
MC 8.4 C	Antimony	Dissolved	0	mg/L	11	10	1	90.91%	0.0003	0.0003	0.0002	0.0030				
MC 8.4 C	Antimony	Total	100	mg/L	11	11	0	100.00%			0.0002	0.0030				
MC 8.4 C	Arsenic	Dissolved	0	mg/L	11	8	3	72.73%	0.0167	0.0370	0.0067	0.0250				
MC 8.4 C	Arsenic	Total	100	mg/L	11	10	1	90.91%	0.0035	0.0035	0.0028	0.0250				
MC 8.4 C	Barium	Total And Dissolved	45	mg/L	11	0	11	0.00%	0.0295	0.0627			0.0461	0.0082	0.0575	0.0464
MC 8.4 C	Beryllium	Total	100	mg/L	11	11	0	100.00%			0.0001	0.0020				
MC 8.4 C	Boron	Total	100	mg/L	11	7	4	63.64%	0.0288	0.0540	0.0400	0.0400				
MC 8.4 C	Cadmium	Dissolved	0	mg/L	11	10	1	90.91%	0.0000	0.0000	0.0000	0.0002				
MC 8.4 C	Cadmium	Total	100	mg/L	11	11	0	100.00%			0.0002	0.0020				
MC 8.4 C	Chloride	Total	100	mg/L	11	0	11	0.00%	14.2000	20.5000			17.3400	1.7520	19.7000	17.3000
MC 8.4 C	Chromium	Total	100	mg/L	11	10	1	90.91%	0.0027	0.0027	0.0004	0.0060				
MC 8.4 C	Copper	Dissolved	0	mg/L	11	1	10	9.09%	0.0010	0.0027	0.0010	0.0010	0.0015	0.0004	0.0022	
MC 8.4 C	Copper	Total	100	mg/L	11	9	2	81.82%	0.0034	0.0038	0.0020	0.0100				
MC 8.4 C	Dissolved Oxygen	Dissolved	0	mg/L	12	0	12	0.00%	2.0300	10.6600			5.6240	2.5250	9.7030	5.6950
MC 8.4 C	Fluoride	Total	100	mg/L	11	0	11	0.00%	0.3000	0.4680			0.3720	0.0451	0.4400	0.3670
MC 8.4 C	Hardness (as CaCO3)	Total And Dissolved	82	mg/L	11	0	11	0.00%	259.0000	368.0000			329.5000	32.3700	365.5000	334.0000
MC 8.4 C	Iron	Dissolved	0	mg/L	11	11	0	100.00%			0.0182	0.0600				
MC 8.4 C	Lead	Dissolved	0	mg/L	11	7	4	63.64%	0.0000	0.0001	0.0000	0.0030				
MC 8.4 C	Lead	Total	100	mg/L	11	10	1	90.91%	0.0008	0.0008	0.0001	0.0030				
MC 8.4 C	Manganese	Total	100	mg/L	11	6	5	54.55%	0.0052	0.0397	0.0040	0.0107				
MC 8.4 C	Mercury	Total	100	mg/L	10	10	0	100.00%			0.0001	0.0002				
MC 8.4 C	Molybdenum	Dissolved	0	mg/L	11	8	3	72.73%	0.0036	0.0080	0.0080	0.0081				
MC 8.4 C	Nickel	Dissolved	0	mg/L	11	2	9	18.18%	0.0012	0.0040	0.0010	0.0100	0.0022	0.0010	0.0039	
MC 8.4 C	Nickel	Total	100	mg/L	11	11	0	100.00%			0.0010	0.0100				

TABLE D-1. SURFACE WATER QUALITY SUMMARY STATISTICS
Data presented through Quarter 1, 2013

SITE IDENTIFIER	ANALYTE	FILTERED FRACTION[a]	FILTERED FRACTION: PERCENT TOTAL[b]	UNITS[c]	N[d]	C[e]	D[f]	C/N	MINIMUM DETECT VALUE	MAXIMUM DETECT VALUE	MINIMUM CENSORED VALUE	MAXIMUM CENSORED VALUE	MEAN[g]	STANDARD DEVIATION[h]	95% UPPER CONFIDENCE LIMIT OF MEAN[i]	MEDIAN[j]
MC 8.4 C	pH (Field)	Not Applicable	Not Applicable	s.u.	12	0	12	0.00%	6.6800	7.8300			7.1040	0.3470	7.7470	7.0150
MC 8.4 C	Selenium	Total	100	mg/L	11	4	7	36.36%	0.0006	0.0011	0.0003	0.0030	0.0007	0.0002	0.0010	
MC 8.4 C	Silver	Dissolved	0	mg/L	11	11	0	100.00%			0.0000	0.0001				
MC 8.4 C	Silver	Total	100	mg/L	11	11	0	100.00%			0.0002	0.0050				
MC 8.4 C	Specific Conductance (Field)	Not Applicable	Not Applicable	µS/cm	12	0	12	0.00%	385.8000	789.0000			656.9000	114.8000	771.4000	674.5000
MC 8.4 C	Sulfate	Total	100	mg/L	11	0	11	0.00%	38.9000	73.5000			54.7000	11.5000	69.3500	57.8000
MC 8.4 C	Thallium	Dissolved	0	mg/L	11	11	0	100.00%			0.0000	0.0010				
MC 8.4 C	Thallium	Total	100	mg/L	11	11	0	100.00%			0.0000	0.0010				
MC 8.4 C	Total Dissolved Solids (Laboratory)	Total	100	mg/L	11	0	11	0.00%	344.0000	489.0000			437.1000	40.4300	484.5000	442.0000
MC 8.4 C	Total Suspended Solids	Total	100	mg/L	11	7	4	63.64%	5.0000	17.0000	5.0000	5.0000				
MC 8.4 C	Turbidity (Field)	Not Applicable	Not Applicable	NTUs	11	0	11	0.00%	0.1000	8.5300			2.1290	2.6620	7.0150	0.6300
MC 8.4 C	Zinc	Dissolved	0	mg/L	11	11	0	100.00%			0.0019	0.0100				
MC 8.4 C	Zinc	Total	100	mg/L	11	10	1	90.91%	0.0015	0.0015	0.0013	0.0100				
Number Nine	Antimony	Dissolved	0	mg/L	10	9	1	90.00%	0.0015	0.0015	0.0030	0.0030				
Number Nine	Antimony	Total	100	mg/L	10	9	1	90.00%	0.0016	0.0016	0.0030	0.0038				
Number Nine	Arsenic	Dissolved	0	mg/L	10	5	5	50.00%	0.0248	0.0510	0.0250	0.0250	0.0295	0.0084	0.0432	
Number Nine	Arsenic	Total	100	mg/L	10	5	5	50.00%	0.0187	0.0580	0.0250	0.0250	0.0279	0.0134	0.0500	
Number Nine	Barium	Total And Dissolved	40	mg/L	10	0	10	0.00%	0.0176	0.0404			0.0303	0.0081	0.0404	0.0296
Number Nine	Beryllium	Total	100	mg/L	10	10	0	100.00%			0.0003	0.0020				
Number Nine	Boron	Total	100	mg/L	10	9	1	90.00%	0.0234	0.0234	0.0200	0.0400				
Number Nine	Cadmium	Dissolved	0	mg/L	10	6	4	60.00%	0.0004	0.0004	0.0000	0.0002				
Number Nine	Cadmium	Total	100	mg/L	10	10	0	100.00%			0.0003	0.0020				
Number Nine	Chloride	Total	100	mg/L	10	0	10	0.00%	2.0800	12.3000			5.9860	3.7020	11.4900	4.9550
Number Nine	Chromium	Total	100	mg/L	10	9	1	90.00%	0.0009	0.0009	0.0010	0.0060				
Number Nine	Copper	Dissolved	0	mg/L	10	0	10	0.00%	0.0151	0.0591			0.0035	0.0161	0.0540	0.0407
Number Nine	Copper	Total	100	mg/L	10	0	10	0.00%	0.0180	0.0840			0.0451	0.0202	0.0741	0.0452
Number Nine	Dissolved Oxygen	Dissolved	0	mg/L	10	0	10	0.00%	2.3500	10.1200			8.0940	2.4120	9.9940	9.1750
Number Nine	Fluoride	Total	100	mg/L	10	4	6	40.00%	0.1030	0.3690	0.1000	0.1000	0.1580	0.0817	0.2920	
Number Nine	Hardness (as CaCO3)	Total And Dissolved	70	mg/L	10	0	10	0.00%	18.3000	116.0000			46.0100	28.9200	94.1760	41.7000
Number Nine	Iron	Dissolved	0	mg/L	10	3	7	30.00%	0.0759	0.2620	0.0600	0.0600	0.1130	0.0546	0.2020	
Number Nine	Molybdenum	Dissolved	0	mg/L	10	10	0	100.00%			0.0021	0.0080				
Number Nine	Nickel	Dissolved	0	mg/L	10	3	7	30.00%	0.0011	0.0019	0.0010	0.0100	0.0015	0.0003	0.0020	
Number Nine	Nickel	Total	100	mg/L	10	10	0	100.00%			0.0020	0.0100				
Number Nine	pH (Field)	Not Applicable	Not Applicable	s.u.	10	0	10	0.00%	7.1100	8.6800			7.8650	0.5470	8.6260	7.8000
Number Nine	Selenium	Total	100	mg/L	10	7	3	70.00%	0.0003	0.0006	0.0001	0.0030				
Number Nine	Silver	Dissolved	0	mg/L	10	9	1	90.00%	0.0001	0.0001	0.0000	0.0001				
Number Nine	Silver	Total	100	mg/L	10	10	0	100.00%			0.0007	0.0050				
Number Nine	Specific Conductance (Field)	Not Applicable	Not Applicable	µS/cm	10	0	10	0.00%	71.0000	240.0000			139.0000	53.0500	226.9000	133.8000
Number Nine	Sulfate	Total	100	mg/L	10	0	10	0.00%	2.3600	48.8000			18.5700	13.8100	42.1800	15.1500
Number Nine	Thallium	Dissolved	0	mg/L	10	9	1	90.00%			0.0000	0.0010				
Number Nine	Thallium	Total	100	mg/L	10	9	1	90.00%	0.0000	0.0000	0.0000	0.0010				
Number Nine	Total Dissolved Solids (Laboratory)	Total	100	mg/L	10	0	10	0.00%	76.0000	200.0000			116.7000	37.3900	176.6000	106.5000
Number Nine	Total Suspended Solids	Total	100	mg/L	10	4	6	40.00%	5.0000	36.0000	5.0000	5.0000	10.6000	9.6560	26.4800	
Number Nine	Turbidity (Field)	Not Applicable	Not Applicable	NTUs	10	0	10	0.00%	1.0200	65.9000			12.1200	19.2000	41.8800	7.0900
Number Nine	Zinc	Dissolved	0	mg/L	10	9	1	90.00%	0.0041	0.0041	0.0100	0.0100				
Number Nine	Zinc	Total	100	mg/L	10	8	2	80.00%	0.0057	0.0177	0.0050	0.0100				
Oak Flat Tributary	Antimony	Dissolved	0	mg/L	10	9	1	90.00%	0.0013	0.0013	0.0030	0.0030				
Oak Flat Tributary	Antimony	Total	100	mg/L	10	9	1	90.00%	0.0012	0.0012	0.0030	0.0030				
Oak Flat Tributary	Arsenic	Dissolved	0	mg/L	10	7	3	70.00%	0.0240	0.0450	0.0250	0.0250				
Oak Flat Tributary	Arsenic	Total	100	mg/L	10	6	4	60.00%	0.0218	0.0380	0.0250	0.0250				
Oak Flat Tributary	Barium	Total And Dissolved	70	mg/L	10	0	10	0.00%	0.0080	0.0185			0.0133	0.0029	0.0173	0.0134
Oak Flat Tributary	Beryllium	Total	100	mg/L	10	10	0	100.00%			0.0004	0.0020				
Oak Flat Tributary	Boron	Total	100	mg/L	10	9	1	90.00%	0.0288	0.0288	0.0400	0.0400				
Oak Flat Tributary	Cadmium	Dissolved	0	mg/L	10	1	9	10.00%	0.0000	0.0002	0.0000	0.0000	0.0001	0.0000	0.0001	
Oak Flat Tributary	Cadmium	Total	100	mg/L	10	10	0	100.00%			0.0002	0.0020				

TABLE D-1. SURFACE WATER QUALITY SUMMARY STATISTICS
Data presented through Quarter 1, 2013

SITE IDENTIFIER	ANALYTE	FILTERED FRACTION[a]	FILTERED FRACTION: PERCENT TOTAL[b]	UNITS[c]	N[d]	C[e]	D[f]	C/N	MINIMUM DETECT VALUE	MAXIMUM DETECT VALUE	MINIMUM CENSORED VALUE	MAXIMUM CENSORED VALUE	MEAN[g]	STANDARD DEVIATION[h]	95% UPPER CONFIDENCE LIMIT OF MEAN[i]	MEDIAN[j]
Oak Flat Tributary	Chloride	Total	100	mg/L	10	0	10	0.00%	1.4900	9.7600			4.2760	2.5420	8.5630	4.1700
Oak Flat Tributary	Chromium	Total	100	mg/L	10	10	0	100.00%			0.0010	0.0060				
Oak Flat Tributary	Copper	Dissolved	0	mg/L	10	0	10	0.00%	0.0166	0.0570			0.0358	0.0126	0.0541	0.0360
Oak Flat Tributary	Copper	Total	100	mg/L	10	0	10	0.00%	0.0200	0.0620			0.0431	0.0130	0.0588	0.0450
Oak Flat Tributary	Fluoride	Total	100	mg/L	10	4	6	40.00%	0.1000	0.2000	0.1000	0.1000	0.1210	0.0321	0.1740	
Oak Flat Tributary	Hardness (as CaCO3)	Total And Dissolved	80	mg/L	10	0	10	0.00%	13.7000	73.9000			35.0200	17.3300	60.9000	35.2000
Oak Flat Tributary	Iron	Dissolved	0	mg/L	10	3	7	30.00%	0.0840	0.1740	0.0600	0.0600	0.1040	0.0324	0.1570	
Oak Flat Tributary	Lead	Dissolved	0	mg/L	10	0	10	0.00%	0.0001	0.0008			0.0004	0.0002	0.0007	0.0004
Oak Flat Tributary	Lead	Total	100	mg/L	10	8	2	80.00%	0.0017	0.0058	0.0030	0.0030				
Oak Flat Tributary	Manganese	Dissolved	0	mg/L	10	0	10	0.00%	0.0089	0.1290			0.0401	0.0399	0.1100	0.0247
Oak Flat Tributary	Manganese	Total	100	mg/L	10	0	10	0.00%	0.0106	0.3130			0.0744	0.0968	0.2450	0.0269
Oak Flat Tributary	Molybdenum	Dissolved	0	mg/L	10	8	2	80.00%	0.0026	0.0083	0.0080	0.0080				
Oak Flat Tributary	Nickel	Dissolved	0	mg/L	10	2	8	20.00%	0.0011	0.0019	0.0010	0.0023	0.0014	0.0003	0.0018	
Oak Flat Tributary	Nickel	Total	100	mg/L	10	10	0	100.00%			0.0023	0.0100				
Oak Flat Tributary	pH (Field)	Not Applicable	Not Applicable	s.u.	10	0	10	0.00%	6.3600	8.2900			7.2960	0.6250	8.1690	7.2500
Oak Flat Tributary	Selenium	Total	100	mg/L	10	4	6	40.00%	0.0003	0.0007	0.0003	0.0007	0.0005	0.0002	0.0007	
Oak Flat Tributary	Silver	Dissolved	0	mg/L	10	9	1	90.00%	0.0000	0.0000	0.0001	0.0001				
Oak Flat Tributary	Silver	Total	100	mg/L	10	10	0	100.00%			0.0008	0.0050				
Oak Flat Tributary	Sulfate	Total	100	mg/L	10	0	10	0.00%	6.8300	33.3000			15.8600	8.1500	29.5200	14.6000
Oak Flat Tributary	Thallium	Dissolved	0	mg/L	10	9	1	90.00%	0.0000	0.0000	0.0010	0.0010				
Oak Flat Tributary	Thallium	Total	100	mg/L	10	9	1	90.00%	0.0001	0.0001	0.0010	0.0010				
Oak Flat Tributary	Total Dissolved Solids (Laboratory)	Total	100	mg/L	10	0	10	0.00%	42.0000	145.0000			97.1000	30.3600	133.3000	105.0000
Oak Flat Tributary	Total Suspended Solids	Total	100	mg/L	10	3	7	30.00%	5.0000	58.0000	5.0000	5.0000	13.0000	16.2100	39.6600	
Oak Flat Tributary	Zinc	Dissolved	0	mg/L	10	8	2	80.00%	0.0067	0.0117	0.0100	0.0100				
Oak Flat Tributary	Zinc	Total	100	mg/L	10	6	4	60.00%	0.0072	0.0132	0.0100	0.0100				
Pump Station Spring	Antimony	Dissolved	0	mg/L	18	16	2	88.89%	0.0031	0.0032	0.0005	0.0060				
Pump Station Spring	Antimony	Total	100	mg/L	18	18	0	100.00%			0.0002	0.0060				
Pump Station Spring	Arsenic	Dissolved	0	mg/L	18	13	5	72.22%	0.0008	0.0270	0.0030	0.0250				
Pump Station Spring	Arsenic	Total	100	mg/L	18	14	4	77.78%	0.0011	0.0038	0.0030	0.0250				
Pump Station Spring	Barium	Dissolved	0	mg/L	15	0	15	0.00%	0.0083	0.0255			0.0181	0.0048	0.0251	0.0167
Pump Station Spring	Barium	Total And Dissolved	17	mg/L	18	0	18	0.00%	0.0083	0.0255			0.0181	0.0044	0.0250	0.0179
Pump Station Spring	Beryllium	Total	100	mg/L	18	17	1	94.44%	0.0002	0.0002	0.0003	0.0020				
Pump Station Spring	Boron	Total And Dissolved	94	mg/L	16	16	0	100.00%			0.0070	0.0400				
Pump Station Spring	Cadmium	Dissolved	0	mg/L	18	17	1	94.44%	0.0001	0.0001	0.0000	0.0002				
Pump Station Spring	Cadmium	Total	100	mg/L	18	17	1	94.44%	0.0050	0.0050	0.0001	0.0020				
Pump Station Spring	Chloride	Total	100	mg/L	18	0	18	0.00%	3.1600	17.8000			12.3400	3.4630	17.7200	11.6500
Pump Station Spring	Chromium	Total	100	mg/L	18	16	2	88.89%	0.0005	0.0025	0.0060	0.0060				
Pump Station Spring	Copper	Dissolved	0	mg/L	18	11	7	61.11%	0.0006	0.0074	0.0010	0.0100				
Pump Station Spring	Copper	Total	100	mg/L	18	13	5	72.22%	0.0017	0.0190	0.0030	0.0100				
Pump Station Spring	Dissolved Oxygen	Dissolved	0	mg/L	18	0	18	0.00%	2.7500	12.2100			6.1730	2.7090	10.8200	5.8050
Pump Station Spring	Fluoride	Total And Dissolved	89	mg/L	18	2	16	11.11%	0.1900	0.3440	0.1000	0.1000	0.2480	0.0432	0.3190	
Pump Station Spring	Hardness (as CaCO3)	Total And Dissolved	83	mg/L	18	0	18	0.00%	81.2000	503.0000			352.2000	106.9000	445.2000	390.0000
Pump Station Spring	Iron	Total And Dissolved	56	mg/L	18	13	5	72.22%	0.0200	0.5930	0.0200	0.0600				
Pump Station Spring	Lead	Dissolved	0	mg/L	18	16	2	88.89%	0.0000	0.0003	0.0000	0.0030				
Pump Station Spring	Lead	Total	100	mg/L	18	18	0	100.00%			0.0001	0.0050				
Pump Station Spring	Manganese	Total	100	mg/L	18	5	13	27.78%	0.0025	0.2680	0.0040	0.0040	0.0346	0.0610	0.1350	
Pump Station Spring	Mercury	Dissolved	0	mg/L	12	12	0	100.00%			0.0002	0.0002				
Pump Station Spring	Mercury	Total	100	mg/L	18	18	0	100.00%			0.0001	0.0002				
Pump Station Spring	Molybdenum	Total And Dissolved	56	mg/L	18	6	12	33.33%	0.0082	0.0556	0.0080	0.0081	0.0163	0.0124	0.0367	
Pump Station Spring	Nickel	Dissolved	0	mg/L	18	13	5	72.22%	0.0012	0.0038	0.0010	0.0100				
Pump Station Spring	Nickel	Total	100	mg/L	18	18	0	100.00%			0.0013	0.0100				
Pump Station Spring	Nitrate + Nitrite as N	Total	100	mg/L	12	0	12	0.00%	2.7000	26.0000			11.7500	5.9750	22.7600	10.5000
Pump Station Spring	Nitrate as N	Total	100	mg/L	12	0	12	0.00%	2.7000	26.0000			11.7300	5.9640	22.7000	10.5000
Pump Station Spring	Nitrite as N	Total	100	mg/L	12	10	2	83.33%	0.1300	0.1300	0.1000	0.1000				
Pump Station Spring	pH (Field)	Not Applicable	Not Applicable	s.u.	18	0	18	0.00%	7.0400	8.2200			7.4840	0.3150	7.9480	7.4500

TABLE D-1. SURFACE WATER QUALITY SUMMARY STATISTICS
Data presented through Quarter 1, 2013

SITE IDENTIFIER	ANALYTE	FILTERED FRACTION[a]	FILTERED FRACTION: PERCENT TOTAL[b]	UNITS[c]	N[d]	C[e]	D[f]	C/N	MINIMUM DETECT VALUE	MAXIMUM DETECT VALUE	MINIMUM CENSORED VALUE	MAXIMUM CENSORED VALUE	MEAN[g]	STANDARD DEVIATION[h]	95% UPPER CONFIDENCE LIMIT OF MEAN[i]	MEDIAN[j]
Pump Station Spring	Selenium	Total	100	mg/L	18	11	7	61.11%	0.0002	0.0085	0.0016	0.0090				
Pump Station Spring	Silver	Dissolved	0	mg/L	18	18	0	100.00%			0.0000	0.0001				
Pump Station Spring	Silver	Total	100	mg/L	18	18	0	100.00%			0.0001	0.0050				
Pump Station Spring	Specific Conductance (Field)	Not Applicable	Not Applicable	µS/cm	18	0	18	0.00%	8.4100	891.0000			688.2000	259.6000	878.3000	802.0000
Pump Station Spring	Sulfate	Total	100	mg/L	18	0	18	0.00%	12.8000	82.4000			57.6900	15.1300	77.0400	59.0000
Pump Station Spring	Thallium	Dissolved	0	mg/L	18	18	0	100.00%			0.0000	0.0020				
Pump Station Spring	Thallium	Total	100	mg/L	18	18	0	100.00%			0.0000	0.0020				
Pump Station Spring	Total Dissolved Solids (Laboratory)	Total	100	mg/L	18	0	18	0.00%	145.0000	602.0000			484.2000	108.4000	574.8000	520.0000
Pump Station Spring	Total Suspended Solids	Total	100	mg/L	18	10	8	55.56%	6.0000	54.0000	5.0000	5.0000				
Pump Station Spring	Turbidity (Field)	Not Applicable	Not Applicable	NTUs	18	0	18	0.00%	0.0100	134.0000			9.6360	31.1200	26.4100	1.3900
Pump Station Spring	Zinc	Dissolved	0	mg/L	18	17	1	94.44%	0.0004	0.0004	0.0026	0.0100				
Pump Station Spring	Zinc	Total	100	mg/L	18	16	2	88.89%	0.0039	0.0100	0.0050	0.0100				
QC 21.7 C	Dissolved Oxygen	Dissolved	0	mg/L	10	0	10	0.00%	3.9500	13.7200			8.2470	3.2210	13.6600	7.9000
QC 21.7 C	pH (Field)	Not Applicable	Not Applicable	s.u.	10	0	10	0.00%	7.5100	8.5900			8.1510	0.3760	8.5270	8.2850
QC 21.7 C	Specific Conductance (Field)	Not Applicable	Not Applicable	µS/cm	10	0	10	0.00%	168.0000	507.9000			329.1000	101.5000	481.8000	319.5000
QC 21.7 C	Turbidity (Field)	Not Applicable	Not Applicable	NTUs	10	0	10	0.00%	5.2100	27.0000			11.0900	6.5130	21.8700	10.2400
QC 27.3 C	Antimony	Dissolved	0	mg/L	11	11	0	100.00%			0.0030	0.0030				
QC 27.3 C	Antimony	Total	100	mg/L	11	11	0	100.00%			0.0002	0.0030				
QC 27.3 C	Arsenic	Dissolved	0	mg/L	11	7	4	63.64%	0.0042	0.0510	0.0250	0.0250				
QC 27.3 C	Arsenic	Total	100	mg/L	11	7	4	63.64%	0.0043	0.0330	0.0250	0.0250				
QC 27.3 C	Barium	Total And Dissolved	36	mg/L	11	0	11	0.00%	0.0112	0.0475			0.0251	0.0097	0.0419	0.0227
QC 27.3 C	Beryllium	Total	100	mg/L	11	11	0	100.00%			0.0003	0.0020				
QC 27.3 C	Boron	Total	100	mg/L	11	7	4	63.64%	0.0254	0.0830	0.0400	0.0400				
QC 27.3 C	Cadmium	Dissolved	0	mg/L	11	8	3	72.73%	0.0000	0.0000	0.0000	0.0002				
QC 27.3 C	Cadmium	Total	100	mg/L	11	10	1	90.91%	0.0002	0.0002	0.0002	0.0020				
QC 27.3 C	Chloride	Total	100	mg/L	11	0	11	0.00%	3.9900	43.0000			18.2300	11.5100	38.3500	16.8000
QC 27.3 C	Chromium	Total	100	mg/L	11	10	1	90.91%	0.0020	0.0020	0.0060	0.0060				
QC 27.3 C	Copper	Dissolved	0	mg/L	11	2	9	18.18%	0.0025	0.0110	0.0100	0.0100	0.0068	0.0031	0.0119	
QC 27.3 C	Copper	Total	100	mg/L	11	3	8	27.27%	0.0046	0.0250	0.0100	0.0100	0.0117	0.0074	0.0239	
QC 27.3 C	Dissolved Oxygen	Dissolved	0	mg/L	11	0	11	0.00%	1.1500	13.7900			7.9590	3.2950	11.9100	9.0800
QC 27.3 C	Fluoride	Total	100	mg/L	11	2	9	18.18%	0.1050	0.2390	0.1000	0.1000	0.1420	0.0451	0.2160	
QC 27.3 C	Hardness (as CaCO3)	Total And Dissolved	73	mg/L	11	0	11	0.00%	124.0000	272.0000			191.0000	47.7400	267.5000	187.0000
QC 27.3 C	Iron	Total And Dissolved	18	mg/L	11	9	2	81.82%	0.0980	5.1100	0.0222	0.0600				
QC 27.3 C	Lead	Dissolved	0	mg/L	11	8	3	72.73%	0.0000	0.0002	0.0000	0.0030				
QC 27.3 C	Lead	Total	100	mg/L	11	9	2	81.82%	0.0036	0.0077	0.0001	0.0030				
QC 27.3 C	Manganese	Total	100	mg/L	11	2	9	18.18%	0.0043	0.5430	0.0040	0.0040	0.1320	0.1650	0.4030	
QC 27.3 C	Mercury	Total	100	mg/L	11	11	0	100.00%			0.0001	0.0002				
QC 27.3 C	Molybdenum	Total And Dissolved	18	mg/L	11	5	6	45.45%	0.0080	0.0437	0.0080	0.0081	0.0120	0.0101	0.0286	
QC 27.3 C	Nickel	Dissolved	0	mg/L	11	4	7	36.36%	0.0010	0.0027	0.0100	0.0100	0.0020	0.0005	0.0028	
QC 27.3 C	Nickel	Total	100	mg/L	11	11	0	100.00%			0.0010	0.0100				
QC 27.3 C	pH (Field)	Not Applicable	Not Applicable	s.u.	11	0	11	0.00%	6.7300	8.9800			8.1530	0.6460	8.8350	8.3300
QC 27.3 C	Selenium	Total	100	mg/L	11	7	4	63.64%	0.0002	0.0006	0.0003	0.0030				
QC 27.3 C	Silver	Dissolved	0	mg/L	11	11	0	100.00%			0.0000	0.0001				
QC 27.3 C	Silver	Total	100	mg/L	11	11	0	100.00%			0.0001	0.0050				
QC 27.3 C	Specific Conductance (Field)	Not Applicable	Not Applicable	µS/cm	11	0	11	0.00%	161.0000	503.0000			345.5000	102.3000	473.5000	336.0000
QC 27.3 C	Sulfate	Total	100	mg/L	11	0	11	0.00%	8.6200	70.7000			28.8900	20.2800	63.7500	24.4000
QC 27.3 C	Thallium	Dissolved	0	mg/L	11	11	0	100.00%			0.0000	0.0020				
QC 27.3 C	Thallium	Total	100	mg/L	11	11	0	100.00%			0.0000	0.0020				
QC 27.3 C	Total Dissolved Solids (Laboratory)	Total	100	mg/L	11	0	11	0.00%	154.0000	321.0000			231.9000	53.6300	309.5000	222.0000
QC 27.3 C	Total Suspended Solids	Total	100	mg/L	11	4	7	36.36%	5.0000	173.0000	5.0000	5.0000	39.0000	62.1600	141.2000	
QC 27.3 C	Turbidity (Field)	Not Applicable	Not Applicable	NTUs	11	0	11	0.00%	0.9000	913.4000			100.1000	271.3000	505.7000	6.4900
QC 27.3 C	Zinc	Dissolved	0	mg/L	11	10	1	90.91%	0.0029	0.0029	0.0100	0.0100				
QC 27.3 C	Zinc	Total	100	mg/L	11	9	2	81.82%	0.0130	0.0200	0.0050	0.0100				
RR 1.5 C	Antimony	Dissolved	0	mg/L	10	9	1	90.00%	0.0003	0.0003	0.0020	0.0030				
RR 1.5 C	Antimony	Total	100	mg/L	10	9	1	90.00%	0.0002	0.0002	0.0004	0.0030				

TABLE D-1. SURFACE WATER QUALITY SUMMARY STATISTICS
Data presented through Quarter 1, 2013

SITE IDENTIFIER	ANALYTE	FILTERED FRACTION[a]	FILTERED FRACTION: PERCENT TOTAL[b]	UNITS[c]	N[d]	C[e]	D[f]	C/N	MINIMUM DETECT VALUE	MAXIMUM DETECT VALUE	MINIMUM CENSORED VALUE	MAXIMUM CENSORED VALUE	MEAN[g]	STANDARD DEVIATION[h]	95% UPPER CONFIDENCE LIMIT OF MEAN[i]	MEDIAN[j]
RR 1.5 C	Arsenic	Dissolved	0	mg/L	10	10	0	100.00%			0.0066	0.0250				
RR 1.5 C	Arsenic	Total	100	mg/L	10	8	2	80.00%	0.0038	0.0069	0.0250	0.0250				
RR 1.5 C	Barium	Total And Dissolved	50	mg/L	10	0	10	0.00%	0.0073	0.0679			0.0432	0.0179	0.0650	0.0406
RR 1.5 C	Beryllium	Total	100	mg/L	10	10	0	100.00%			0.0003	0.0020				
RR 1.5 C	Boron	Total	100	mg/L	10	8	2	80.00%	0.0130	0.0217	0.0400	0.0400				
RR 1.5 C	Cadmium	Dissolved	0	mg/L	10	8	2	80.00%	0.0000	0.0000	0.0000	0.0002				
RR 1.5 C	Cadmium	Total	100	mg/L	10	10	0	100.00%			0.0002	0.0020				
RR 1.5 C	Chloride	Total	100	mg/L	10	0	10	0.00%	2.2900	6.8400			4.9060	1.3570	6.4040	5.2350
RR 1.5 C	Chromium	Total	100	mg/L	10	10	0	100.00%			0.0008	0.0060				
RR 1.5 C	Copper	Dissolved	0	mg/L	10	0	10	0.00%	0.0018	0.0090			0.0054	0.0030	0.0089	0.0052
RR 1.5 C	Copper	Total	100	mg/L	10	7	3	70.00%	0.0068	0.0110	0.0039	0.0100				
RR 1.5 C	Dissolved Oxygen	Dissolved	0	mg/L	10	0	10	0.00%	4.0000	12.8100			8.3280	3.0610	12.7000	8.4750
RR 1.5 C	Fluoride	Total	100	mg/L	10	3	7	30.00%	0.1000	0.3410	0.1000	0.1000	0.1600	0.0868	0.3030	
RR 1.5 C	Hardness (as CaCO3)	Total And Dissolved	70	mg/L	10	0	10	0.00%	20.7000	58.9000			39.3600	12.2200	56.3800	38.9500
RR 1.5 C	Iron	Dissolved	0	mg/L	10	4	6	40.00%	0.0598	0.3640	0.0600	0.0600	0.1550	0.1210	0.3530	
RR 1.5 C	Lead	Dissolved	0	mg/L	10	4	6	40.00%	0.0001	0.0005	0.0000	0.0030	0.0001	0.0002	0.0004	
RR 1.5 C	Lead	Total	100	mg/L	10	8	2	80.00%	0.0003	0.0007	0.0030	0.0030				
RR 1.5 C	Manganese	Dissolved	0	mg/L	10	0	10	0.00%	0.0074	0.2020			0.0610	0.0686	0.1830	0.0256
RR 1.5 C	Manganese	Total	100	mg/L	10	0	10	0.00%	0.0068	0.3010			0.0930	0.1040	0.2550	0.0288
RR 1.5 C	Mercury	Total	100	mg/L	10	10	0	100.00%			0.0001	0.0002				
RR 1.5 C	Molybdenum	Dissolved	0	mg/L	10	9	1	90.00%	0.0033	0.0033	0.0023	0.0080				
RR 1.5 C	Nickel	Dissolved	0	mg/L	10	6	4	60.00%	0.0010	0.0016	0.0010	0.0100				
RR 1.5 C	Nickel	Total	100	mg/L	10	9	1	90.00%	0.0028	0.0028	0.0023	0.0100				
RR 1.5 C	pH (Field)	Not Applicable	Not Applicable	s.u.	10	0	10	0.00%	6.1500	9.6700			7.3590	1.0670	9.1840	6.9400
RR 1.5 C	Selenium	Total	100	mg/L	10	8	2	80.00%	0.0004	0.0006	0.0003	0.0030				
RR 1.5 C	Silver	Dissolved	0	mg/L	10	10	0	100.00%			0.0000	0.0001				
RR 1.5 C	Silver	Total	100	mg/L	10	10	0	100.00%			0.0007	0.0050				
RR 1.5 C	Sulfate	Total	100	mg/L	10	0	10	0.00%	14.4000	27.6000			20.4300	3.8990	25.5800	20.2000
RR 1.5 C	Thallium	Dissolved	0	mg/L	10	10	0	100.00%			0.0000	0.0010				
RR 1.5 C	Thallium	Total	100	mg/L	10	10	0	100.00%			0.0000	0.0010				
RR 1.5 C	Total Dissolved Solids (Laboratory)	Total	100	mg/L	10	0	10	0.00%	66.0000	150.0000			103.7000	21.8900	132.9000	105.0000
RR 1.5 C	Total Suspended Solids	Total	100	mg/L	10	7	3	70.00%	13.0000	22.0000	5.0000	5.0000				
RR 1.5 C	Turbidity (Field)	Not Applicable	Not Applicable	NTUs	10	0	10	0.00%	0.9100	34.0000			7.4490	9.6720	22.6500	4.6600
RR 1.5 C	Zinc	Dissolved	0	mg/L	10	9	1	90.00%	0.0377	0.0377	0.0019	0.0100				
RR 1.5 C	Zinc	Total	100	mg/L	10	9	1	90.00%	0.0066	0.0066	0.0019	0.0100				

[a] Ideally the filtered fraction is the same for all observations in a sample; however, this is not always possible so some samples contain both total and dissolved fractions. Filtered fraction for each sample is identified in this column.

[b] For samples with mixed filtered fractions this column provides the percentage of the data with "total" filtered fraction (inlcuding those designated "total recoverable"); remainder of samples are "dissolved".

[c] Units: mg/L, milligrams per liter; µS/cm, micro-Siemens per centimeter; NTUs, Nephelometric Turbidity Units; s.u., standard units.

[d] N = number of censored and detected data within a sample

[e] C = number of censored data within a sample

[f] D = number of detected data within a sample

[g] Computed using traditional statistics if sample does not contain non-detects. Computed using Kaplan-Meier method if percent non-detects is greater than 0% but less than 50%.

[h] Computed using traditional statistics if sample does not contain non-detects. Computed using Kaplan-Meier method if percent non-detects is greater than 0% but less than 50%.

[i] Computed using traditional statistics if sample does not contain non-detects. Computed using Kaplan-Meier method if percent non-detects is greater than 0% but less than 50%.

[j] Median calculated only if percent non-detects is 0%

APPENDIX E

SUMMARY OF EXCEEDANCES OF APPLICABLE ARIZONA SURFACE WATER QUALITY STANDARDS

Station Name	DC 15.5 C
Sample ID	RESE-1002003
Sample Date	8/5/2008 2:30:00 PM
Basin	Devils Canyon Watershed
Sub-basin	unknown
QC Type	Original data

Surface Water Hydrochemical Data

MONTGOMERY & ASSOCIATES

Parameters and Constituents		Standards														Results				
Name	Units	AZ Agricultural Livestock Watering		AZ Aquatic and Wildlife - Ephemeral Acute		AZ Aquatic and Wildlife - Warm Water Acute		AZ Aquatic and Wildlife - Warm Water Chronic		AZ Full Body Contact		AZ Fish Consumption		AZ Partial Body Contact		Dissolved Results	Total Results	Total Recoverable Results	Field Results	Use Exceeded
		Standard	Fraction	Standard	Fraction	Standard	Fraction	Standard	Fraction	Standard	Fraction	Standard	Fraction	Standard	Fraction					
Field Parameters																				
Dissolved oxygen	mg/l	---	---	---	---	6	---	6	---	---	---	---	---	---	---	---	---	---	5.02	AZ Aquatic and Wildlife - Warm Water Acute† AZ Aquatic and Wildlife - Warm Water Chronic†
Flow Rate	gallons/minute	---	---	---	---	---	---	---	---	---	---	---	---	---	---	---	---	---	3.8	---
pH (Field)	s.u.	6.5 - 9	---	6.5 - 9	---	6.5 - 9	---	6.5 - 9	---	6.5 - 9	---	---	---	6.5 - 9	---	---	---	---	7.15	---
Specific Conductance (Field)	uS/cm	---	---	---	---	---	---	---	---	---	---	---	---	---	---	---	---	---	58.8	---
Temperature (Field)	Deg C	---	---	---	---	---	---	---	---	---	---	---	---	---	---	---	---	---	28.90	---
Turbidity (Field)	NTUs	---	---	---	---	---	---	---	---	---	---	---	---	---	---	---	---	---	2.78	---
Inorganics																				
Alkalinity (as CaCO3)	mg/l	---	---	---	---	---	---	---	---	---	---	---	---	---	---	16.4	16.4	---	---	---
Bicarbonate (Calculated by M&A)	mg/l	---	---	---	---	---	---	---	---	---	---	---	---	---	---	20.0	---	---	---	---
Bicarbonate Alkalinity (as CaCO3)	mg/l	---	---	---	---	---	---	---	---	---	---	---	---	---	---	16.4	16.4	---	---	---
Bromide	mg/l	---	---	---	---	---	---	---	---	---	---	---	---	---	---	---	0.133	---	---	---
Carbonate (Calculated by M&A)	mg/l	---	---	---	---	---	---	---	---	---	---	---	---	---	---	--	---	---	---	---
Carbonate Alkalinity (as CaCO3)	mg/l	---	---	---	---	---	---	---	---	---	---	---	---	---	---	<1.0	<1.0	---	---	---
Chloride	mg/l	---	---	---	---	---	---	---	---	---	---	---	---	---	---	5.38	5.78	---	---	---
Fluoride	mg/l	---	---	---	---	---	---	---	---	140	---	---	---	140	---	---	0.306	---	---	---
Hardness (as CaCO3)	mg/l	---	---	---	---	---	---	---	---	---	---	---	---	---	---	14.0	---	14.4	---	---
Hydroxide Alkalinity (as CaCO3)	mg/l	---	---	---	---	---	---	---	---	---	---	---	---	---	---	<1.0	<1.0	---	---	---
Nitrate as N	mg/l	---	---	---	---	---	---	---	---	3733.33	---	---	---	3733.33	---	---	<0.20	---	---	---
Nitrate+Nitrite as N (calculated by M&A)	mg/l	---	---	---	---	---	---	---	---	3733.33	---	---	---	3733.33	---	---	--	---	---	---
Nitrite as N	mg/l	---	---	---	---	---	---	---	---	233.33	---	---	---	233.33	---	---	<0.10	---	---	---
Orthophosphate as P	mg/l	---	---	---	---	---	---	---	---	---	---	---	---	---	---	---	<0.20	---	---	---
Silica	mg/l	---	---	---	---	---	---	---	---	---	---	---	---	---	---	36.5	---	---	---	---
Sulfate	mg/l	---	---	---	---	---	---	---	---	---	---	---	---	---	---	0.62	0.31	---	---	---
Lab Parameters																				
Total Dissolved Solids (Laboratory)	mg/l	---	---	---	---	---	---	---	---	---	---	---	---	---	---	---	110	---	---	---
Total Suspended Solids	mg/l	---	---	---	---	---	---	---	---	---	---	---	---	---	---	---	<5.0	---	---	---
Metals																				
Aluminum	mg/l	---	---	---	---	---	---	---	---	---	---	---	---	---	---	<0.080	---	---	---	---
Antimony	mg/l	---	---	---	---	0.088	DIS	0.03	DIS	0.747	TRC	0.64	TRC	0.747	TRC	<0.00300	---	<0.00300	---	---
Arsenic	mg/l	0.2	TRC	0.44	DIS	0.34	DIS	0.15	DIS	0.03	TRC	0.08	TRC	0.28	TRC	<0.025	---	<0.025	---	---
Barium	mg/l	---	---	---	---	---	---	---	---	98	TRC	---	---	98	TRC	0.0045	---	---	---	---
Beryllium	mg/l	---	---	---	---	---	---	---	---	1.867	TRC	0.084	TRC	1.867	TRC	<0.00200	---	<0.00200	---	---
Boron	mg/l	---	---	---	---	---	---	---	---	186.667	TRC	---	---	186.667	TRC	---	---	<0.040	---	---
Cadmium	mg/l	0.05	---	0.003359	DIS	0.001159	DIS	0.000143	DIS	0.7	TRC	0.084	TRC	0.7	TRC	<0.000200	---	<0.002000	---	AZ Aquatic and Wildlife - Warm Water Chronic*
Calcium	mg/l	---	---	---	---	---	---	---	---	---	---	---	---	---	---	3.77	---	3.87	---	---
Chromium	mg/l	1	---	---	---	---	---	---	---	---	---	---	---	---	---	---	---	<0.0060	---	---
Chromium, Hexavalent‡	mg/l	---	---	0.034	DIS	0.016	DIS	0.011	DIS	2.8	TRC	0.15	TRC	2.8	TRC	---	---	<0.0060	---	---
Chromium, Trivalent‡	mg/l	---	---	0.382	TRC	0.1139	TRC	0.0148	TRC	1400	TRC	75	TRC	1400	TRC	---	---	<0.0060	---	---
Cobalt	mg/l	---	---	---	---	---	---	---	---	---	---	---	---	---	---	<0.0060	---	---	---	---
Copper	mg/l	0.5	TRC	0.00365	DIS	0.00211	DIS	0.00167	DIS	1.3	TRC	---	---	1.3	TRC	0.00871	---	<0.01000	---	AZ Aquatic and Wildlife - Ephemeral Acute AZ Aquatic and Wildlife - Warm Water Acute AZ Aquatic and Wildlife - Warm Water Chronic
Iron	mg/l	---	---	---	---	---	---	1	DIS	---	---	---	---	---	---	<0.060	---	---	---	---
Lead	mg/l	0.1	TRC	0.015196	DIS	0.007201	DIS	0.000281	DIS	0.015	TRC	---	---	0.015	TRC	<0.003000	---	<0.003000	---	AZ Aquatic and Wildlife - Warm Water Chronic*
Magnesium	mg/l	---	---	---	---	---	---	---	---	---	---	---	---	---	---	1.140	---	1.140	---	---

Station Name	DC 15.5 C
Sample ID	RESE-1002003
Sample Date	8/5/2008 2:30:00 PM
Basin	Devils Canyon Watershed
Sub-basin	unknown
QC Type	Original data

Surface Water Hydrochemical Data

MONTGOMERY & ASSOCIATES

Parameters and Constituents		Standards														Results				
Name	Units	AZ Agricultural Livestock Watering		AZ Aquatic and Wildlife - Ephemeral Acute		AZ Aquatic and Wildlife - Warm Water Acute		AZ Aquatic and Wildlife - Warm Water Chronic		AZ Full Body Contact		AZ Fish Consumption		AZ Partial Body Contact		Dissolved Results	Total Results	Total Recoverable Results	Field Results	Use Exceeded
		Standard	Fraction	Standard	Fraction	Standard	Fraction	Standard	Fraction	Standard	Fraction	Standard	Fraction	Standard	Fraction					
Metals																				
Manganese	mg/l	---	---	---	---	---	---	---	---	130.667	---	---	---	130.667	---	0.0253	---	0.0697	---	---
Mercury	mg/l	0.01	TRC	0.005	DIS	0.0024	DIS	0.00001	DIS	0.28	TRC	---	---	0.28	TRC	<0.00020	<0.00020	---	---	AZ Aquatic and Wildlife - Warm Water Chronic*
Molybdenum	mg/l	---	---	---	---	---	---	---	---	---	---	---	---	---	---	<0.0080	---	---	---	---
Nickel	mg/l	---	---	0.78803	DIS	0.08873	DIS	0.00986	DIS	28	TRC	0.511	TRC	28	TRC	<0.01000	---	<0.01000	---	AZ Aquatic and Wildlife - Warm Water Chronic*
Potassium	mg/l	---	---	---	---	---	---	---	---	---	---	---	---	---	---	1.89	---	1.88	---	---
Selenium	mg/l	0.05	TRC	0.033	TRC	---	---	0.002	TRC	4.667	TRC	0.667	TRC	4.667	TRC	---	---	<0.00300	---	AZ Aquatic and Wildlife - Warm Water Chronic*
Silver	mg/l	---	---	0.000109	DIS	0.000109	DIS	---	---	4.667	TRC	8	TRC	4.667	TRC	<0.000100	---	<0.005000	---	---
Sodium	mg/l	---	---	---	---	---	---	---	---	---	---	---	---	---	---	4.34	---	4.48	---	---
Strontium	mg/l	---	---	---	---	---	---	---	---	---	---	---	---	---	---	0.0224	---	---	---	---
Strontium (by isotope dilution)	ppm	---	---	---	---	---	---	---	---	---	---	---	---	---	---	---	0.0257	---	---	---
Thallium	mg/l	---	---	---	---	0.7	DIS	0.15	DIS	0.075	TRC	0.001	TRC	0.075	TRC	<0.00100	---	<0.00100	---	AZ Fish Consumption*
Uranium	mg/l	---	---	---	---	---	---	---	---	2.8	---	---	---	2.8	---	---	<0.0003	---	---	---
Zinc	mg/l	25	TRC	0.2102	DIS	0.0221	DIS	0.0221	DIS	280	TRC	5.106	TRC	280	TRC	<0.0100	---	<0.0100	---	---
Other																				
Dissolved Organic Carbon	mg/l	---	---	---	---	---	---	---	---	---	---	---	---	---	---	---	---	---	10.80	---
Radiogenic Isotopes																				
Strontium 87/86	none	---	---	---	---	---	---	---	---	---	---	---	---	---	---	---	0.710171	---	---	---
Tritium	TU	---	---	---	---	---	---	---	---	---	---	---	---	---	---	---	4.80	---	---	---
Radiologicals																				
Gross Alpha	pCi/l	---	---	---	---	---	---	---	---	---	---	---	---	---	---	---	<1.0	---	---	---
Gross Beta	pCi/l	---	---	---	---	---	---	---	---	---	---	---	---	---	---	---	<2.6	---	---	---
Uranium Activity (Calc 907.0)	pCi/l	---	---	---	---	---	---	---	---	---	---	---	---	---	---	---	<0.2	---	---	---
Radionuclides																				
Radium 226	pCi/l	---	---	---	---	---	---	---	---	---	---	---	---	---	---	---	<0.19	---	---	---
Radium 226 + Radium 228	pCi/l	---	---	---	---	---	---	---	---	---	---	---	---	---	---	---	1.40	---	---	---
Radium 228	pCi/l	---	---	---	---	---	---	---	---	---	---	---	---	---	---	---	1.4	---	---	---
Uranium 234	pCi/l	---	---	---	---	---	---	---	---	---	---	---	---	---	---	---	<0.2	---	---	---
Uranium 235	pCi/l	---	---	---	---	---	---	---	---	---	---	---	---	---	---	---	<0.2	---	---	---
Uranium 238	pCi/l	---	---	---	---	---	---	---	---	---	---	---	---	---	---	---	<0.2	---	---	---
Stable Isotopes																				
Delta Deuterium	per mil	---	---	---	---	---	---	---	---	---	---	---	---	---	---	---	-97.0	---	---	---
Delta Oxygen-18	per mil	---	---	---	---	---	---	---	---	---	---	---	---	---	---	---	-12.10	---	---	---
Delta Oxygen-18 of Sulfate	per mil	---	---	---	---	---	---	---	---	---	---	---	---	---	---	---	i	---	---	---
Delta Sulfur-34	per mil	---	---	---	---	---	---	---	---	---	---	---	---	---	---	---	i	---	---	---

The hardness value used for calculation of hardness-dependent standards is the hardness of the sample itself, not the hardness of a receiving water.
* Detection limit exceeds standard
† Exceedance is considered less than regulatory limit
‡ For comparison only - no analysis exists

Station Name	DC 15.5 C
Sample ID	RESE-1002032
Sample Date	11/12/2008 12:30:00 PM
Basin	Devils Canyon Watershed
Sub-basin	unknown
QC Type	Original data

Surface Water Hydrochemical Data

MONTGOMERY & ASSOCIATES

Parameters and Constituents		Standards														Results				
Name	Units	AZ Agricultural Livestock Watering		AZ Aquatic and Wildlife - Ephemeral Acute		AZ Aquatic and Wildlife - Warm Water Acute		AZ Aquatic and Wildlife - Warm Water Chronic		AZ Full Body Contact		AZ Fish Consumption		AZ Partial Body Contact		Dissolved Results	Total Results	Total Recoverable Results	Field Results	Use Exceeded
		Standard	Fraction	Standard	Fraction	Standard	Fraction	Standard	Fraction	Standard	Fraction	Standard	Fraction	Standard	Fraction					
Field Parameters																				
Dissolved oxygen	mg/l	---	---	---	---	6	---	6	---	---	---	---	---	---	---	---	---	---	1.76	AZ Aquatic and Wildlife - Warm Water Acute† AZ Aquatic and Wildlife - Warm Water Chronic†
Flow Rate	gallons/minute	---	---	---	---	---	---	---	---	---	---	---	---	---	---	---	---	---	0.0	---
pH (Field)	s.u.	6.5 - 9	---	6.5 - 9	---	6.5 - 9	---	6.5 - 9	---	6.5 - 9	---	---	---	6.5 - 9	---	---	---	---	7.98	---
Specific Conductance (Field)	uS/cm	---	---	---	---	---	---	---	---	---	---	---	---	---	---	---	---	---	70.1	---
Temperature (Field)	Deg C	---	---	---	---	---	---	---	---	---	---	---	---	---	---	---	---	---	9.70	---
Turbidity (Field)	NTUs	---	---	---	---	---	---	---	---	---	---	---	---	---	---	---	---	---	1.58	---
Inorganics																				
Alkalinity (as CaCO3)	mg/l	---	---	---	---	---	---	---	---	---	---	---	---	---	---	---	28.8	---	---	---
Bicarbonate (Calculated by M&A)	mg/l	---	---	---	---	---	---	---	---	---	---	---	---	---	---	---	35.1	---	---	---
Bicarbonate Alkalinity (as CaCO3)	mg/l	---	---	---	---	---	---	---	---	---	---	---	---	---	---	---	28.8	---	---	---
Bromide	mg/l	---	---	---	---	---	---	---	---	---	---	---	---	---	---	---	0.123	---	---	---
Carbonate (Calculated by M&A)	mg/l	---	---	---	---	---	---	---	---	---	---	---	---	---	---	---	--	---	---	---
Carbonate Alkalinity (as CaCO3)	mg/l	---	---	---	---	---	---	---	---	---	---	---	---	---	---	---	<1.0	---	---	---
Chloride	mg/l	---	---	---	---	---	---	---	---	---	---	---	---	---	---	---	4.60	---	---	---
Fluoride	mg/l	---	---	---	---	---	---	---	---	140	---	---	---	140	---	---	0.198	---	---	---
Hardness (as CaCO3)	mg/l	---	---	---	---	---	---	---	---	---	---	---	---	---	---	20.7	---	---	---	---
Nitrate as N	mg/l	---	---	---	---	---	---	---	---	3733.33	---	---	---	3733.33	---	---	<0.20	---	---	---
Nitrate+Nitrite as N	mg/l	---	---	---	---	---	---	---	---	---	---	---	---	---	---	---	<0.30	---	---	---
Nitrate+Nitrite as N (calculated by M&A)	mg/l	---	---	---	---	---	---	---	---	3733.33	---	---	---	3733.33	---	---	--	---	---	---
Nitrite as N	mg/l	---	---	---	---	---	---	---	---	233.33	---	---	---	233.33	---	---	<0.10	---	---	---
Orthophosphate as P	mg/l	---	---	---	---	---	---	---	---	---	---	---	---	---	---	---	<0.20	---	---	---
Silica	mg/l	---	---	---	---	---	---	---	---	---	---	---	---	---	---	34.8	---	---	---	---
Sulfate	mg/l	---	---	---	---	---	---	---	---	---	---	---	---	---	---	---	0.69	---	---	---
Lab Parameters																				
Total Dissolved Solids (Laboratory)	mg/l	---	---	---	---	---	---	---	---	---	---	---	---	---	---	---	76	---	---	---
Total Suspended Solids	mg/l	---	---	---	---	---	---	---	---	---	---	---	---	---	---	---	<5.0	---	---	---
Metals																				
Aluminum	mg/l	---	---	---	---	---	---	---	---	---	---	---	---	---	---	<0.080	---	---	---	---
Antimony	mg/l	---	---	---	---	0.088	DIS	0.03	DIS	0.747	TRC	0.64	TRC	0.747	TRC	<0.00300	---	<0.00300	---	---
Arsenic	mg/l	0.2	TRC	0.44	DIS	0.34	DIS	0.15	DIS	0.03	TRC	0.08	TRC	0.28	TRC	<0.025	---	<0.025	---	---
Barium	mg/l	---	---	---	---	---	---	---	---	98	TRC	---	---	98	TRC	<0.0020	---	---	---	---
Beryllium	mg/l	---	---	---	---	---	---	---	---	1.867	TRC	0.084	TRC	1.867	TRC	<0.00200	---	<0.00200	---	---
Boron	mg/l	---	---	---	---	---	---	---	---	186.667	TRC	---	---	186.667	TRC	---	---	<0.040	---	---
Cadmium	mg/l	0.05	---	0.00492	DIS	0.001698	DIS	0.000187	DIS	0.7	TRC	0.084	TRC	0.7	TRC	<0.000200	---	<0.002000	---	AZ Aquatic and Wildlife - Warm Water Chronic*
Calcium	mg/l	---	---	---	---	---	---	---	---	---	---	---	---	---	---	---	---	5.53	---	---
Chromium	mg/l	1	---	---	---	---	---	---	---	---	---	---	---	---	---	---	---	<0.0060	---	---
Chromium, Hexavalent‡	mg/l	---	---	0.034	DIS	0.016	DIS	0.011	DIS	2.8	TRC	0.15	TRC	2.8	TRC	---	---	<0.0060	---	---
Chromium, Trivalent‡	mg/l	---	---	0.5262	TRC	0.1568	TRC	0.0204	TRC	1400	TRC	75	TRC	1400	TRC	---	---	<0.0060	---	---
Cobalt	mg/l	---	---	---	---	---	---	---	---	---	---	---	---	---	---	<0.0060	---	---	---	---
Copper	mg/l	0.5	TRC	0.00527	DIS	0.00305	DIS	0.00233	DIS	1.3	TRC	---	---	1.3	TRC	0.00375	---	<0.01000	---	AZ Aquatic and Wildlife - Warm Water Acute AZ Aquatic and Wildlife - Warm Water Chronic
Iron	mg/l	---	---	---	---	---	---	1	DIS	---	---	---	---	---	---	<0.060	---	---	---	---
Lead	mg/l	0.1	TRC	0.023678	DIS	0.01122	DIS	0.000437	DIS	0.015	TRC	---	---	0.015	TRC	<0.003000	---	<0.003000	---	AZ Aquatic and Wildlife - Warm Water Chronic*
Magnesium	mg/l	---	---	---	---	---	---	---	---	---	---	---	---	---	---	---	---	1.670	---	---
Manganese	mg/l	---	---	---	---	---	---	---	---	130.667	---	---	---	130.667	---	0.0137	---	0.0230	---	---

Station Name	DC 15.5 C
Sample ID	RESE-1002032
Sample Date	11/12/2008 12:30:00 PM
Basin	Devils Canyon Watershed
Sub-basin	unknown
QC Type	Original data

Surface Water Hydrochemical Data

MONTGOMERY & ASSOCIATES

Parameters and Constituents		Standards														Results				
Name	Units	AZ Agricultural Livestock Watering		AZ Aquatic and Wildlife - Ephemeral Acute		AZ Aquatic and Wildlife - Warm Water Acute		AZ Aquatic and Wildlife - Warm Water Chronic		AZ Full Body Contact		AZ Fish Consumption		AZ Partial Body Contact		Dissolved Results	Total Results	Total Recoverable Results	Field Results	Use Exceeded
		Standard	Fraction	Standard	Fraction	Standard	Fraction	Standard	Fraction	Standard	Fraction	Standard	Fraction	Standard	Fraction					
Metals																				
Mercury	mg/l	0.01	TRC	0.005	DIS	0.0024	DIS	0.00001	DIS	0.28	TRC	---	---	0.28	TRC	<0.00020	<0.00020	---	---	AZ Aquatic and Wildlife - Warm Water Chronic*
Molybdenum	mg/l	---	---	---	---	---	---	---	---	---	---	---	---	---	---	<0.0080	---	---	---	---
Nickel	mg/l	---	---	1.09706	DIS	0.12353	DIS	0.01372	DIS	28	TRC	0.511	TRC	28	TRC	<0.01000	---	<0.01000	---	---
Potassium	mg/l	---	---	---	---	---	---	---	---	---	---	---	---	---	---	---	---	2.06	---	---
Selenium	mg/l	0.05	TRC	0.033	TRC	---	---	0.002	TRC	4.667	TRC	0.667	TRC	4.667	TRC	---	---	<0.00300	---	AZ Aquatic and Wildlife - Warm Water Chronic*
Silver	mg/l	---	---	0.000214	DIS	0.000214	DIS	---	---	4.667	TRC	8	TRC	4.667	TRC	<0.000100	---	<0.005000	---	---
Sodium	mg/l	---	---	---	---	---	---	---	---	---	---	---	---	---	---	---	---	5.38	---	---
Strontium	mg/l	---	---	---	---	---	---	---	---	---	---	---	---	---	---	0.0299	---	---	---	---
Thallium	mg/l	---	---	---	---	0.7	DIS	0.15	DIS	0.075	TRC	0.001	TRC	0.075	TRC	<0.00100	---	<0.00100	---	AZ Fish Consumption*
Zinc	mg/l	25	TRC	0.2928	DIS	0.0309	DIS	0.0309	DIS	280	TRC	5.106	TRC	280	TRC	<0.0100	---	<0.0100	---	---
Other																				
Dissolved Organic Carbon	mg/l	---	---	---	---	---	---	---	---	---	---	---	---	---	---	---	---	---	8.77	---

The hardness value used for calculation of hardness-dependent standards is the hardness of the sample itself, not the hardness of a receiving water.
* Detection limit exceeds standard
† Exceedance is considered less than regulatory limit
‡ For comparison only - no analysis exists

Station Name	DC 15.5 C
Sample ID	RESE-1002069
Sample Date	2/26/2009 2:45:00 PM
Basin	Devils Canyon Watershed
Sub-basin	unknown
QC Type	Original data

Surface Water Hydrochemical Data

MONTGOMERY & ASSOCIATES

Parameters and Constituents		Standards														Results				
Name	Units	AZ Agricultural Livestock Watering		AZ Aquatic and Wildlife - Ephemeral Acute		AZ Aquatic and Wildlife - Warm Water Acute		AZ Aquatic and Wildlife - Warm Water Chronic		AZ Full Body Contact		AZ Fish Consumption		AZ Partial Body Contact		Dissolved Results	Total Results	Total Recoverable Results	Field Results	Use Exceeded
		Standard	Fraction	Standard	Fraction	Standard	Fraction	Standard	Fraction	Standard	Fraction	Standard	Fraction	Standard	Fraction					
Field Parameters																				
Dissolved oxygen	mg/l	---	---	---	---	6	---	6	---	---	---	---	---	---	---	---	---	---	9.49	---
Flow Rate	gallons/minute	---	---	---	---	---	---	---	---	---	---	---	---	---	---	---	---	---	485.0	---
pH (Field)	s.u.	6.5 - 9	---	6.5 - 9	---	6.5 - 9	---	6.5 - 9	---	6.5 - 9	---	---	---	6.5 - 9	---	---	---	---	7.57	---
Specific Conductance (Field)	uS/cm	---	---	---	---	---	---	---	---	---	---	---	---	---	---	---	---	---	57.0	---
Temperature (Field)	Deg C	---	---	---	---	---	---	---	---	---	---	---	---	---	---	---	---	---	10.90	---
Turbidity (Field)	NTUs	---	---	---	---	---	---	---	---	---	---	---	---	---	---	---	---	---	4.80	---
Inorganics																				
Alkalinity (as CaCO3)	mg/l	---	---	---	---	---	---	---	---	---	---	---	---	---	---	---	4.1	---	---	---
Bicarbonate (Calculated by M&A)	mg/l	---	---	---	---	---	---	---	---	---	---	---	---	---	---	---	5.0	---	---	---
Bicarbonate Alkalinity (as CaCO3)	mg/l	---	---	---	---	---	---	---	---	---	---	---	---	---	---	---	4.1	---	---	---
Bromide	mg/l	---	---	---	---	---	---	---	---	---	---	---	---	---	---	---	<0.100	---	---	---
Carbonate (Calculated by M&A)	mg/l	---	---	---	---	---	---	---	---	---	---	---	---	---	---	---	--	---	---	---
Carbonate Alkalinity (as CaCO3)	mg/l	---	---	---	---	---	---	---	---	---	---	---	---	---	---	---	<1.0	---	---	---
Chloride	mg/l	---	---	---	---	---	---	---	---	---	---	---	---	---	---	---	2.62	---	---	---
Fluoride	mg/l	---	---	---	---	---	---	---	---	140	---	---	---	140	---	---	<0.100	---	---	---
Hardness (as CaCO3)	mg/l	---	---	---	---	---	---	---	---	---	---	---	---	---	---	11.8	---	---	---	---
Silica	mg/l	---	---	---	---	---	---	---	---	---	---	---	---	---	---	27.9	---	---	---	---
Sulfate	mg/l	---	---	---	---	---	---	---	---	---	---	---	---	---	---	---	10.40	---	---	---
Lab Parameters																				
Total Dissolved Solids (Laboratory)	mg/l	---	---	---	---	---	---	---	---	---	---	---	---	---	---	---	101	---	---	---
Total Suspended Solids	mg/l	---	---	---	---	---	---	---	---	---	---	---	---	---	---	---	<5.0	---	---	---
Metals																				
Aluminum	mg/l	---	---	---	---	---	---	---	---	---	---	---	---	---	---	0.272	---	---	---	---
Antimony	mg/l	---	---	---	---	0.088	DIS	0.03	DIS	0.747	TRC	0.64	TRC	0.747	TRC	<0.00300	---	<0.00300	---	---
Arsenic	mg/l	0.2	TRC	0.44	DIS	0.34	DIS	0.15	DIS	0.03	TRC	0.08	TRC	0.28	TRC	<0.025	---	<0.025	---	---
Barium	mg/l	---	---	---	---	---	---	---	---	98	TRC	---	---	98	TRC	0.0045	---	---	---	---
Beryllium	mg/l	---	---	---	---	---	---	---	---	1.867	TRC	0.084	TRC	1.867	TRC	<0.00200	---	<0.00200	---	---
Boron	mg/l	---	---	---	---	---	---	---	---	186.667	TRC	---	---	186.667	TRC	---	---	<0.040	---	---
Cadmium	mg/l	0.05	---	0.002843	DIS	0.000981	DIS	0.000127	DIS	0.7	TRC	0.084	TRC	0.7	TRC	<0.000042	---	<0.000200	---	---
Calcium	mg/l	---	---	---	---	---	---	---	---	---	---	---	---	---	---	---	---	3.14	---	---
Chromium	mg/l	1	---	---	---	---	---	---	---	---	---	---	---	---	---	---	---	<0.0060	---	---
Chromium, Hexavalent‡	mg/l	---	---	0.034	DIS	0.016	DIS	0.011	DIS	2.8	TRC	0.15	TRC	2.8	TRC	---	---	<0.0060	---	---
Chromium, Trivalent‡	mg/l	---	---	0.3321	TRC	0.099	TRC	0.0129	TRC	1400	TRC	75	TRC	1400	TRC	---	---	<0.0060	---	---
Cobalt	mg/l	---	---	---	---	---	---	---	---	---	---	---	---	---	---	<0.0060	---	---	---	---
Copper	mg/l	0.5	TRC	0.00311	DIS	0.00179	DIS	0.00144	DIS	1.3	TRC	---	---	1.3	TRC	0.00652	---	<0.01000	---	AZ Aquatic and Wildlife - Ephemeral Acute AZ Aquatic and Wildlife - Warm Water Acute AZ Aquatic and Wildlife - Warm Water Chronic
Iron	mg/l	---	---	---	---	---	---	1	DIS	---	---	---	---	---	---	0.090	---	---	---	---
Lead	mg/l	0.1	TRC	0.012507	DIS	0.005926	DIS	0.000231	DIS	0.015	TRC	---	---	0.015	TRC	0.000199 j	---	<0.003000	---	---
Magnesium	mg/l	---	---	---	---	---	---	---	---	---	---	---	---	---	---	---	---	0.962	---	---
Manganese	mg/l	---	---	---	---	---	---	---	---	130.667	---	---	---	130.667	---	0.0046	---	<0.0040	---	---
Mercury	mg/l	0.01	TRC	0.005	DIS	0.0024	DIS	0.00001	DIS	0.28	TRC	---	---	0.28	TRC	---	<0.00020	---	---	AZ Aquatic and Wildlife - Warm Water Chronic*
Molybdenum	mg/l	---	---	---	---	---	---	---	---	---	---	---	---	---	---	<0.0080	---	---	---	---
Nickel	mg/l	---	---	0.68192	DIS	0.07679	DIS	0.00853	DIS	28	TRC	0.511	TRC	28	TRC	<0.00100	---	<0.01000	---	---
Potassium	mg/l	---	---	---	---	---	---	---	---	---	---	---	---	---	---	---	---	1.11	---	---

Station Name	DC 15.5 C
Sample ID	RESE-1002069
Sample Date	2/26/2009 2:45:00 PM
Basin	Devils Canyon Watershed
Sub-basin	unknown
QC Type	Original data

Surface Water Hydrochemical Data

MONTGOMERY & ASSOCIATES

Parameters and Constituents		Standards														Results				
Name	Units	AZ Agricultural Livestock Watering		AZ Aquatic and Wildlife - Ephemeral Acute		AZ Aquatic and Wildlife - Warm Water Acute		AZ Aquatic and Wildlife - Warm Water Chronic		AZ Full Body Contact		AZ Fish Consumption		AZ Partial Body Contact		Dissolved Results	Total Results	Total Recoverable Results	Field Results	Use Exceeded
		Standard	Fraction	Standard	Fraction	Standard	Fraction	Standard	Fraction	Standard	Fraction	Standard	Fraction	Standard	Fraction					
Metals																				
Selenium	mg/l	0.05	TRC	0.033	TRC	---	---	0.002	TRC	4.667	TRC	0.667	TRC	4.667	TRC	---	---	<0.00041	---	---
Silver	mg/l	---	---	0.000081	DIS	0.000081	DIS	---	---	4.667	TRC	8	TRC	4.667	TRC	<0.000100	---	<0.005000	---	AZ Aquatic and Wildlife - Ephemeral Acute* AZ Aquatic and Wildlife - Warm Water Acute*
Sodium	mg/l	---	---	---	---	---	---	---	---	---	---	---	---	---	---	---	---	3.24	---	---
Strontium	mg/l	---	---	---	---	---	---	---	---	---	---	---	---	---	---	0.0215	---	---	---	---
Thallium	mg/l	---	---	---	---	0.7	DIS	0.15	DIS	0.075	TRC	0.001	TRC	0.075	TRC	<0.00100	---	<0.00100	---	AZ Fish Consumption*
Zinc	mg/l	25	TRC	0.1818	DIS	0.0192	DIS	0.0192	DIS	280	TRC	5.106	TRC	280	TRC	<0.0100	---	<0.0100	---	---
Other																				
Dissolved Organic Carbon	mg/l	---	---	---	---	---	---	---	---	---	---	---	---	---	---	---	---	---	10.10	---
Mercury, Low Level	ng/l	---	---	---	---	---	---	---	---	---	---	---	---	---	---	0.70 j	---	---	---	---
Stable Isotopes																				
Delta Deuterium	per mil	---	---	---	---	---	---	---	---	---	---	---	---	---	---	---	-51.0	---	---	---
Delta Oxygen-18	per mil	---	---	---	---	---	---	---	---	---	---	---	---	---	---	---	-8.00	---	---	---
Delta Oxygen-18 of Sulfate	per mil	---	---	---	---	---	---	---	---	---	---	---	---	---	---	---	5.1	---	---	---
Delta Sulfur-34	per mil	---	---	---	---	---	---	---	---	---	---	---	---	---	---	---	1.3	---	---	---

The hardness value used for calculation of hardness-dependent standards is the hardness of the sample itself, not the hardness of a receiving water.
* Detection limit exceeds standard
‡ For comparison only - no analysis exists

Station Name	DC 15.5 C
Sample ID	RESE-1002075
Sample Date	5/5/2009 1:00:00 PM
Basin	Devils Canyon Watershed
Sub-basin	unknown
QC Type	Original data

Surface Water Hydrochemical Data

MONTGOMERY & ASSOCIATES

Parameters and Constituents		Standards														Results				
Name	Units	AZ Agricultural Livestock Watering		AZ Aquatic and Wildlife - Ephemeral Acute		AZ Aquatic and Wildlife - Warm Water Acute		AZ Aquatic and Wildlife - Warm Water Chronic		AZ Full Body Contact		AZ Fish Consumption		AZ Partial Body Contact		Dissolved Results	Total Results	Total Recoverable Results	Field Results	Use Exceeded
		Standard	Fraction	Standard	Fraction	Standard	Fraction	Standard	Fraction	Standard	Fraction	Standard	Fraction	Standard	Fraction					
Field Parameters																				
Dissolved oxygen	mg/l	---	---	---	---	6	---	6	---	---	---	---	---	---	---	---	---	---	7.73	---
Flow Rate	gallons/minute	---	---	---	---	---	---	---	---	---	---	---	---	---	---	---	---	---	2.0	---
pH (Field)	s.u.	6.5 - 9	---	6.5 - 9	---	6.5 - 9	---	6.5 - 9	---	6.5 - 9	---	---	---	6.5 - 9	---	---	---	---	6.59	---
Specific Conductance (Field)	uS/cm	---	---	---	---	---	---	---	---	---	---	---	---	---	---	---	---	---	75.4	---
Temperature (Field)	Deg C	---	---	---	---	---	---	---	---	---	---	---	---	---	---	---	---	---	21.00	---
Turbidity (Field)	NTUs	---	---	---	---	---	---	---	---	---	---	---	---	---	---	---	---	---	11.80	---
Inorganics																				
Alkalinity (as CaCO3)	mg/l	---	---	---	---	---	---	---	---	---	---	---	---	---	---	---	12.4	---	---	---
Bicarbonate (Calculated by M&A)	mg/l	---	---	---	---	---	---	---	---	---	---	---	---	---	---	---	15.1	---	---	---
Bicarbonate Alkalinity (as CaCO3)	mg/l	---	---	---	---	---	---	---	---	---	---	---	---	---	---	---	12.4	---	---	---
Bromide	mg/l	---	---	---	---	---	---	---	---	---	---	---	---	---	---	---	<0.100	---	---	---
Carbonate (Calculated by M&A)	mg/l	---	---	---	---	---	---	---	---	---	---	---	---	---	---	---	--	---	---	---
Carbonate Alkalinity (as CaCO3)	mg/l	---	---	---	---	---	---	---	---	---	---	---	---	---	---	---	<1.0	---	---	---
Chloride	mg/l	---	---	---	---	---	---	---	---	---	---	---	---	---	---	---	4.17	---	---	---
Fluoride	mg/l	---	---	---	---	---	---	---	---	140	---	---	---	140	---	---	<0.100	---	---	---
Hardness (as CaCO3)	mg/l	---	---	---	---	---	---	---	---	---	---	---	---	---	---	17.5	---	---	---	---
Silica	mg/l	---	---	---	---	---	---	---	---	---	---	---	---	---	---	31.2	---	---	---	---
Sulfate	mg/l	---	---	---	---	---	---	---	---	---	---	---	---	---	---	---	8.94	---	---	---
Lab Parameters																				
Total Dissolved Solids (Laboratory)	mg/l	---	---	---	---	---	---	---	---	---	---	---	---	---	---	---	79	---	---	---
Total Suspended Solids	mg/l	---	---	---	---	---	---	---	---	---	---	---	---	---	---	---	<5.0	---	---	---
Metals																				
Aluminum	mg/l	---	---	---	---	---	---	---	---	---	---	---	---	---	---	0.249	---	---	---	---
Antimony	mg/l	---	---	---	---	0.088	DIS	0.03	DIS	0.747	TRC	0.64	TRC	0.747	TRC	<0.00300	---	<0.00300	---	---
Arsenic	mg/l	0.2	TRC	0.44	DIS	0.34	DIS	0.15	DIS	0.03	TRC	0.08	TRC	0.28	TRC	<0.025	---	<0.025	---	---
Barium	mg/l	---	---	---	---	---	---	---	---	98	TRC	---	---	98	TRC	0.0062	---	---	---	---
Beryllium	mg/l	---	---	---	---	---	---	---	---	1.867	TRC	0.084	TRC	1.867	TRC	<0.00200	---	<0.00200	---	---
Boron	mg/l	---	---	---	---	---	---	---	---	186.667	TRC	---	---	186.667	TRC	---	---	<0.040	---	---
Cadmium	mg/l	0.05	---	0.004177	DIS	0.001441	DIS	0.000167	DIS	0.7	TRC	0.084	TRC	0.7	TRC	<0.000024	---	<0.002000	---	---
Calcium	mg/l	---	---	---	---	---	---	---	---	---	---	---	---	---	---	---	---	4.63	---	---
Chromium	mg/l	1	---	---	---	---	---	---	---	---	---	---	---	---	---	---	---	<0.0060	---	---
Chromium, Hexavalent‡	mg/l	---	---	0.034	DIS	0.016	DIS	0.011	DIS	2.8	TRC	0.15	TRC	2.8	TRC	---	---	<0.0060	---	---
Chromium, Trivalent‡	mg/l	---	---	0.4586	TRC	0.1367	TRC	0.0178	TRC	1400	TRC	75	TRC	1400	TRC	---	---	<0.0060	---	---
Cobalt	mg/l	---	---	---	---	---	---	---	---	---	---	---	---	---	---	<0.0060	---	---	---	---
Copper	mg/l	0.5	TRC	0.0045	DIS	0.0026	DIS	0.00202	DIS	1.3	TRC	---	---	1.3	TRC	0.00453	---	<0.01000	---	AZ Aquatic and Wildlife - Ephemeral Acute AZ Aquatic and Wildlife - Warm Water Acute AZ Aquatic and Wildlife - Warm Water Chronic
Iron	mg/l	---	---	---	---	---	---	1	DIS	---	---	---	---	---	---	0.102	---	---	---	---
Lead	mg/l	0.1	TRC	0.019579	DIS	0.009277	DIS	0.000362	DIS	0.015	TRC	---	---	0.015	TRC	0.000271 j	---	<0.003000	---	---
Magnesium	mg/l	---	---	---	---	---	---	---	---	---	---	---	---	---	---	---	---	1.430	---	---
Manganese	mg/l	---	---	---	---	---	---	---	---	130.667	---	---	---	130.667	---	0.0095	---	0.0092	---	---
Mercury	mg/l	0.01	TRC	0.005	DIS	0.0024	DIS	0.00001	DIS	0.28	TRC	---	---	0.28	TRC	---	<0.00020	---	---	AZ Aquatic and Wildlife - Warm Water Chronic*
Molybdenum	mg/l	---	---	---	---	---	---	---	---	---	---	---	---	---	---	<0.0080	---	---	---	---
Nickel	mg/l	---	---	0.95177	DIS	0.10717	DIS	0.0119	DIS	28	TRC	0.511	TRC	28	TRC	<0.00100	---	<0.01000	---	---
Potassium	mg/l	---	---	---	---	---	---	---	---	---	---	---	---	---	---	---	---	1.63	---	---

Station Name	DC 15.5 C
Sample ID	RESE-1002075
Sample Date	5/5/2009 1:00:00 PM
Basin	Devils Canyon Watershed
Sub-basin	unknown
QC Type	Original data

Surface Water Hydrochemical Data

MONTGOMERY & ASSOCIATES

Parameters and Constituents		Standards														Results				
Name	Units	AZ Agricultural Livestock Watering		AZ Aquatic and Wildlife - Ephemeral Acute		AZ Aquatic and Wildlife - Warm Water Acute		AZ Aquatic and Wildlife - Warm Water Chronic		AZ Full Body Contact		AZ Fish Consumption		AZ Partial Body Contact		Dissolved Results	Total Results	Total Recoverable Results	Field Results	Use Exceeded
		Standard	Fraction	Standard	Fraction	Standard	Fraction	Standard	Fraction	Standard	Fraction	Standard	Fraction	Standard	Fraction					
Metals																				
Selenium	mg/l	0.05	TRC	0.033	TRC	---	---	0.002	TRC	4.667	TRC	0.667	TRC	4.667	TRC	---	---	<0.00030	---	---
Silver	mg/l	---	---	0.00016	DIS	0.00016	DIS	---	---	4.667	TRC	8	TRC	4.667	TRC	<0.000100	---	<0.005000	---	---
Sodium	mg/l	---	---	---	---	---	---	---	---	---	---	---	---	---	---	---	---	4.53	---	---
Strontium	mg/l	---	---	---	---	---	---	---	---	---	---	---	---	---	---	0.0273	---	---	---	---
Thallium	mg/l	---	---	---	---	0.7	DIS	0.15	DIS	0.075	TRC	0.001	TRC	0.075	TRC	<0.00100	---	<0.00100	---	AZ Fish Consumption*
Zinc	mg/l	25	TRC	0.2539	DIS	0.0268	DIS	0.0268	DIS	280	TRC	5.106	TRC	280	TRC	<0.0100	---	<0.0100	---	---
Other																				
Dissolved Organic Carbon	mg/l	---	---	---	---	---	---	---	---	---	---	---	---	---	---	---	---	---	7.37	---
Mercury, Low Level	ng/l	---	---	---	---	---	---	---	---	---	---	---	---	---	---	12.00	---	---	---	---
Radiogenic Isotopes																				
Tritium	TU	---	---	---	---	---	---	---	---	---	---	---	---	---	---	---	5.10	---	---	---
Stable Isotopes																				
Delta Deuterium	per mil	---	---	---	---	---	---	---	---	---	---	---	---	---	---	---	-47.0	---	---	---
Delta Oxygen-18	per mil	---	---	---	---	---	---	---	---	---	---	---	---	---	---	---	-6.70	---	---	---
Delta Oxygen-18 of Sulfate	per mil	---	---	---	---	---	---	---	---	---	---	---	---	---	---	---	8.4	---	---	---
Delta Sulfur-34	per mil	---	---	---	---	---	---	---	---	---	---	---	---	---	---	---	9.1	---	---	---

The hardness value used for calculation of hardness-dependent standards is the hardness of the sample itself, not the hardness of a receiving water.
* Detection limit exceeds standard
‡ For comparison only - no analysis exists

Station Name	DC 15.5 C
Sample ID	RESE-1002152
Sample Date	11/8/2010 10:45:00 AM
Basin	Devils Canyon Watershed
Sub-basin	unknown
QC Type	Original data

Surface Water Hydrochemical Data

MONTGOMERY & ASSOCIATES

Parameters and Constituents		Standards														Results				
Name	Units	AZ Agricultural Livestock Watering		AZ Aquatic and Wildlife - Ephemeral Acute		AZ Aquatic and Wildlife - Warm Water Acute		AZ Aquatic and Wildlife - Warm Water Chronic		AZ Full Body Contact		AZ Fish Consumption		AZ Partial Body Contact		Dissolved Results	Total Results	Total Recoverable Results	Field Results	Use Exceeded
		Standard	Fraction	Standard	Fraction	Standard	Fraction	Standard	Fraction	Standard	Fraction	Standard	Fraction	Standard	Fraction					
Field Parameters																				
Dissolved oxygen	mg/l	---	---	---	---	6	---	6	---	---	---	---	---	---	---	---	---	---	9.59	---
Flow Rate	gallons/minute	---	---	---	---	---	---	---	---	---	---	---	---	---	---	---	---	---	0.0	---
pH (Field)	s.u.	6.5 - 9	---	6.5 - 9	---	6.5 - 9	---	6.5 - 9	---	6.5 - 9	---	---	---	6.5 - 9	---	---	---	---	6.81	---
Specific Conductance (Field)	uS/cm	---	---	---	---	---	---	---	---	---	---	---	---	---	---	---	---	---	70.2	---
Temperature (Field)	Deg C	---	---	---	---	---	---	---	---	---	---	---	---	---	---	---	---	---	11.20	---
Turbidity (Field)	NTUs	---	---	---	---	---	---	---	---	---	---	---	---	---	---	---	---	---	1.87	---
Inorganics																				
Alkalinity (as CaCO3)	mg/l	---	---	---	---	---	---	---	---	---	---	---	---	---	---	---	27.2	---	---	---
Bicarbonate (Calculated by M&A)	mg/l	---	---	---	---	---	---	---	---	---	---	---	---	---	---	---	33.2	---	---	---
Bicarbonate Alkalinity (as CaCO3)	mg/l	---	---	---	---	---	---	---	---	---	---	---	---	---	---	---	27.2	---	---	---
Bromide	mg/l	---	---	---	---	---	---	---	---	---	---	---	---	---	---	---	0.149	---	---	---
Carbonate (Calculated by M&A)	mg/l	---	---	---	---	---	---	---	---	---	---	---	---	---	---	---	--	---	---	---
Carbonate Alkalinity (as CaCO3)	mg/l	---	---	---	---	---	---	---	---	---	---	---	---	---	---	---	<1.0	---	---	---
Chloride	mg/l	---	---	---	---	---	---	---	---	---	---	---	---	---	---	---	3.92	---	---	---
Fluoride	mg/l	---	---	---	---	---	---	---	---	140	---	---	---	140	---	---	<0.100	---	---	---
Hardness (as CaCO3)	mg/l	---	---	---	---	---	---	---	---	---	---	---	---	---	---	---	---	22.7	---	---
Silica	mg/l	---	---	---	---	---	---	---	---	---	---	---	---	---	---	38.5	---	---	---	---
Sulfate	mg/l	---	---	---	---	---	---	---	---	---	---	---	---	---	---	---	2.56	---	---	---
Lab Parameters																				
Total Dissolved Solids (Laboratory)	mg/l	---	---	---	---	---	---	---	---	---	---	---	---	---	---	---	73	---	---	---
Total Suspended Solids	mg/l	---	---	---	---	---	---	---	---	---	---	---	---	---	---	---	<5.0	---	---	---
Metals																				
Aluminum	mg/l	---	---	---	---	---	---	---	---	---	---	---	---	---	---	0.144	---	---	---	---
Antimony	mg/l	---	---	---	---	0.088	DIS	0.03	DIS	0.747	TRC	0.64	TRC	0.747	TRC	<0.00300	---	<0.00300	---	---
Arsenic	mg/l	0.2	TRC	0.44	DIS	0.34	DIS	0.15	DIS	0.03	TRC	0.08	TRC	0.28	TRC	<0.025	---	<0.025	---	---
Barium	mg/l	---	---	---	---	---	---	---	---	98	TRC	---	---	98	TRC	0.0049	---	---	---	---
Beryllium	mg/l	---	---	---	---	---	---	---	---	1.867	TRC	0.084	TRC	1.867	TRC	---	---	<0.00200	---	---
Boron	mg/l	---	---	---	---	---	---	---	---	186.667	TRC	---	---	186.667	TRC	---	---	<0.040	---	---
Cadmium	mg/l	0.05	---	0.005383	DIS	0.001857	DIS	0.0002	DIS	0.7	TRC	0.084	TRC	0.7	TRC	<0.000024	---	<0.002000	---	---
Calcium	mg/l	---	---	---	---	---	---	---	---	---	---	---	---	---	---	---	---	6.01	---	---
Chromium	mg/l	1	---	---	---	---	---	---	---	---	---	---	---	---	---	---	---	<0.0060	---	---
Chromium, Hexavalent‡	mg/l	---	---	0.034	DIS	0.016	DIS	0.011	DIS	2.8	TRC	0.15	TRC	2.8	TRC	---	---	<0.0060	---	---
Chromium, Trivalent‡	mg/l	---	---	0.5675	TRC	0.1692	TRC	0.022	TRC	1400	TRC	75	TRC	1400	TRC	---	---	<0.0060	---	---
Cobalt	mg/l	---	---	---	---	---	---	---	---	---	---	---	---	---	---	<0.0060	---	---	---	---
Copper	mg/l	0.5	TRC	0.00575	DIS	0.00332	DIS	0.00252	DIS	1.3	TRC	---	---	1.3	TRC	0.00472	---	0.01100	---	AZ Aquatic and Wildlife - Warm Water Acute AZ Aquatic and Wildlife - Warm Water Chronic
Iron	mg/l	---	---	---	---	---	---	1	DIS	---	---	---	---	---	---	0.280	---	---	---	---
Lead	mg/l	0.1	TRC	0.026277	DIS	0.012451	DIS	0.000485	DIS	0.015	TRC	---	---	0.015	TRC	0.000267 j	---	<0.003000	---	---
Magnesium	mg/l	---	---	---	---	---	---	---	---	---	---	---	---	---	---	---	---	1.880	---	---
Manganese	mg/l	---	---	---	---	---	---	---	---	130.667	---	---	---	130.667	---	0.0383	---	0.0438	---	---
Mercury	mg/l	0.01	TRC	0.005	DIS	0.0024	DIS	0.00001	DIS	0.28	TRC	---	---	0.28	TRC	---	<0.00020	---	---	AZ Aquatic and Wildlife - Warm Water Chronic*
Molybdenum	mg/l	---	---	---	---	---	---	---	---	---	---	---	---	---	---	<0.0080	---	---	---	---
Nickel	mg/l	---	---	1.18609	DIS	0.13356	DIS	0.01483	DIS	28	TRC	0.511	TRC	28	TRC	<0.00100	---	<0.01000	---	---
Potassium	mg/l	---	---	---	---	---	---	---	---	---	---	---	---	---	---	---	---	2.29	---	---
Selenium	mg/l	0.05	TRC	0.033	TRC	---	---	0.002	TRC	4.667	TRC	0.667	TRC	4.667	TRC	---	---	0.00092 jd	---	---

Station Name	DC 15.5 C
Sample ID	RESE-1002152
Sample Date	11/8/2010 10:45:00 AM
Basin	Devils Canyon Watershed
Sub-basin	unknown
QC Type	Original data

Surface Water Hydrochemical Data

MONTGOMERY & ASSOCIATES

Parameters and Constituents		Standards														Results				
Name	Units	AZ Agricultural Livestock Watering		AZ Aquatic and Wildlife - Ephemeral Acute		AZ Aquatic and Wildlife - Warm Water Acute		AZ Aquatic and Wildlife - Warm Water Chronic		AZ Full Body Contact		AZ Fish Consumption		AZ Partial Body Contact		Dissolved Results	Total Results	Total Recoverable Results	Field Results	Use Exceeded
		Standard	Fraction	Standard	Fraction	Standard	Fraction	Standard	Fraction	Standard	Fraction	Standard	Fraction	Standard	Fraction					
Metals																				
Silver	mg/l	---	---	0.000251	DIS	0.000251	DIS	---	---	4.667	TRC	8	TRC	4.667	TRC	<0.000100	---	<0.005000	---	---
Sodium	mg/l	---	---	---	---	---	---	---	---	---	---	---	---	---	---	---	---	5.36	---	---
Strontium	mg/l	---	---	---	---	---	---	---	---	---	---	---	---	---	---	0.0322	---	---	---	---
Thallium	mg/l	---	---	---	---	0.7	DIS	0.15	DIS	0.075	TRC	0.001	TRC	0.075	TRC	<0.00100	---	<0.00100	---	AZ Fish Consumption*
Zinc	mg/l	25	TRC	0.3166	DIS	0.0334	DIS	0.0334	DIS	280	TRC	5.106	TRC	280	TRC	<0.0100	---	<0.0100	---	---
Other																				
Dissolved Organic Carbon	mg/l	---	---	---	---	---	---	---	---	---	---	---	---	---	---	6.22	---	---	---	---

The hardness value used for calculation of hardness-dependent standards is the hardness of the sample itself, not the hardness of a receiving water.
* Detection limit exceeds standard
‡ For comparison only - no analysis exists

Station Name	DC 15.5 C
Sample ID	RESE-1002179
Sample Date	8/22/2011 9:00:00 AM
Basin	Devils Canyon Watershed
Sub-basin	unknown
QC Type	Original data

Surface Water Hydrochemical Data

MONTGOMERY & ASSOCIATES

Parameters and Constituents		Standards														Results				
Name	Units	AZ Agricultural Livestock Watering		AZ Aquatic and Wildlife - Ephemeral Acute		AZ Aquatic and Wildlife - Warm Water Acute		AZ Aquatic and Wildlife - Warm Water Chronic		AZ Full Body Contact		AZ Fish Consumption		AZ Partial Body Contact		Dissolved Results	Total Results	Total Recoverable Results	Field Results	Use Exceeded
		Standard	Fraction	Standard	Fraction	Standard	Fraction	Standard	Fraction	Standard	Fraction	Standard	Fraction	Standard	Fraction					
Field Parameters																				
Dissolved oxygen	mg/l	---	---	---	---	6	---	6	---	---	---	---	---	---	---	---	---	---	6.68	---
pH (Field)	s.u.	6.5 - 9	---	6.5 - 9	---	6.5 - 9	---	6.5 - 9	---	6.5 - 9	---	---	---	6.5 - 9	---	---	---	---	7.06	---
Specific Conductance (Field)	uS/cm	---	---	---	---	---	---	---	---	---	---	---	---	---	---	---	---	---	54.1	---
Temperature (Field)	Deg C	---	---	---	---	---	---	---	---	---	---	---	---	---	---	---	---	---	24.20	---
Turbidity (Field)	NTUs	---	---	---	---	---	---	---	---	---	---	---	---	---	---	---	---	---	16.34	---
Inorganics																				
Alkalinity (as CaCO3)	mg/l	---	---	---	---	---	---	---	---	---	---	---	---	---	---	---	22.9	---	---	---
Bicarbonate (Calculated by M&A)	mg/l	---	---	---	---	---	---	---	---	---	---	---	---	---	---	---	27.9	---	---	---
Bicarbonate Alkalinity (as CaCO3)	mg/l	---	---	---	---	---	---	---	---	---	---	---	---	---	---	---	22.9	---	---	---
Bromide	mg/l	---	---	---	---	---	---	---	---	---	---	---	---	---	---	---	0.150	---	---	---
Carbonate (Calculated by M&A)	mg/l	---	---	---	---	---	---	---	---	---	---	---	---	---	---	---	--	---	---	---
Carbonate Alkalinity (as CaCO3)	mg/l	---	---	---	---	---	---	---	---	---	---	---	---	---	---	---	<1.0	---	---	---
Chloride	mg/l	---	---	---	---	---	---	---	---	---	---	---	---	---	---	---	5.96	---	---	---
Fluoride	mg/l	---	---	---	---	---	---	---	---	140	---	---	---	140	---	---	0.110	---	---	---
Hardness (as CaCO3)	mg/l	---	---	---	---	---	---	---	---	---	---	---	---	---	---	---	---	17.9	---	---
Silica	mg/l	---	---	---	---	---	---	---	---	---	---	---	---	---	---	41.2	---	---	---	---
Sulfate	mg/l	---	---	---	---	---	---	---	---	---	---	---	---	---	---	---	1.24	---	---	---
Lab Parameters																				
Total Dissolved Solids (Laboratory)	mg/l	---	---	---	---	---	---	---	---	---	---	---	---	---	---	---	94	---	---	---
Total Suspended Solids	mg/l	---	---	---	---	---	---	---	---	---	---	---	---	---	---	---	5.0	---	---	---
Metals																				
Aluminum	mg/l	---	---	---	---	---	---	---	---	---	---	---	---	---	---	<0.080	---	---	---	---
Antimony	mg/l	---	---	---	---	0.088	DIS	0.03	DIS	0.747	TRC	0.64	TRC	0.747	TRC	<0.00300	---	<0.00300	---	---
Arsenic	mg/l	0.2	TRC	0.44	DIS	0.34	DIS	0.15	DIS	0.03	TRC	0.08	TRC	0.28	TRC	<0.025	---	<0.025	---	---
Barium	mg/l	---	---	---	---	---	---	---	---	98	TRC	---	---	98	TRC	---	---	0.0048	---	---
Beryllium	mg/l	---	---	---	---	---	---	---	---	1.867	TRC	0.084	TRC	1.867	TRC	---	---	<0.00200	---	---
Boron	mg/l	---	---	---	---	---	---	---	---	186.667	TRC	---	---	186.667	TRC	---	---	<0.040	---	---
Cadmium	mg/l	0.05	---	0.00427	DIS	0.001473	DIS	0.000169	DIS	0.7	TRC	0.084	TRC	0.7	TRC	<0.000026	---	<0.002000	---	---
Calcium	mg/l	---	---	---	---	---	---	---	---	---	---	---	---	---	---	---	---	4.57	---	---
Chromium	mg/l	1	---	---	---	---	---	---	---	---	---	---	---	---	---	---	---	<0.0060	---	---
Chromium, Hexavalent‡	mg/l	---	---	0.034	DIS	0.016	DIS	0.011	DIS	2.8	TRC	0.15	TRC	2.8	TRC	---	---	<0.0060	---	---
Chromium, Trivalent‡	mg/l	---	---	0.4672	TRC	0.1392	TRC	0.0181	TRC	1400	TRC	75	TRC	1400	TRC	---	---	<0.0060	---	---
Cobalt	mg/l	---	---	---	---	---	---	---	---	---	---	---	---	---	---	<0.0060	---	---	---	---
Copper	mg/l	0.5	TRC	0.0046	DIS	0.00266	DIS	0.00206	DIS	1.3	TRC	---	---	1.3	TRC	0.00494	---	<0.01000	---	AZ Aquatic and Wildlife - Ephemeral Acute AZ Aquatic and Wildlife - Warm Water Acute AZ Aquatic and Wildlife - Warm Water Chronic
Iron	mg/l	---	---	---	---	---	---	1	DIS	---	---	---	---	---	---	<0.060	---	---	---	---
Lead	mg/l	0.1	TRC	0.020087	DIS	0.009518	DIS	0.000371	DIS	0.015	TRC	---	---	0.015	TRC	<0.000042	---	<0.003000	---	---
Magnesium	mg/l	---	---	---	---	---	---	---	---	---	---	---	---	---	---	---	---	1.570	---	---
Manganese	mg/l	---	---	---	---	---	---	---	---	130.667	---	---	---	130.667	---	0.0053	---	0.1370	---	---
Mercury	mg/l	0.01	TRC	0.005	DIS	0.0024	DIS	0.00001	DIS	0.28	TRC	---	---	0.28	TRC	---	<0.00020	---	---	AZ Aquatic and Wildlife - Warm Water Chronic*
Molybdenum	mg/l	---	---	---	---	---	---	---	---	---	---	---	---	---	---	<0.0080	---	---	---	---
Nickel	mg/l	---	---	0.97014	DIS	0.10924	DIS	0.01213	DIS	28	TRC	0.511	TRC	28	TRC	0.00109	---	<0.01000	---	---
Potassium	mg/l	---	---	---	---	---	---	---	---	---	---	---	---	---	---	---	---	3.28	---	---
Selenium	mg/l	0.05	TRC	0.033	TRC	---	---	0.002	TRC	4.667	TRC	0.667	TRC	4.667	TRC	---	---	<0.00070	---	---

Station Name	DC 15.5 C
Sample ID	RESE-1002179
Sample Date	8/22/2011 9:00:00 AM
Basin	Devils Canyon Watershed
Sub-basin	unknown
QC Type	Original data

Surface Water Hydrochemical Data

MONTGOMERY & ASSOCIATES

Parameters and Constituents		Standards														Results				
Name	Units	AZ Agricultural Livestock Watering		AZ Aquatic and Wildlife - Ephemeral Acute		AZ Aquatic and Wildlife - Warm Water Acute		AZ Aquatic and Wildlife - Warm Water Chronic		AZ Full Body Contact		AZ Fish Consumption		AZ Partial Body Contact		Dissolved Results	Total Results	Total Recoverable Results	Field Results	Use Exceeded
		Standard	Fraction	Standard	Fraction	Standard	Fraction	Standard	Fraction	Standard	Fraction	Standard	Fraction	Standard	Fraction					
Metals																				
Silver	mg/l	---	---	0.000167	DIS	0.000167	DIS	---	---	4.667	TRC	8	TRC	4.667	TRC	<0.000100	---	<0.005000	---	---
Sodium	mg/l	---	---	---	---	---	---	---	---	---	---	---	---	---	---	---	---	6.87	---	---
Thallium	mg/l	---	---	---	---	0.7	DIS	0.15	DIS	0.075	TRC	0.001	TRC	0.075	TRC	<0.00100	---	<0.00100	---	AZ Fish Consumption*
Zinc	mg/l	25	TRC	0.2588	DIS	0.0273	DIS	0.0273	DIS	280	TRC	5.106	TRC	280	TRC	<0.0100	---	<0.0100	---	---

The hardness value used for calculation of hardness-dependent standards is the hardness of the sample itself, not the hardness of a receiving water.
* Detection limit exceeds standard
‡ For comparison only - no analysis exists

Station Name	DC 15.5 C
Sample ID	RESE-1002191
Sample Date	11/29/2011 8:10:00 AM
Basin	Devils Canyon Watershed
Sub-basin	unknown
QC Type	Original data

Surface Water Hydrochemical Data

MONTGOMERY & ASSOCIATES

Parameters and Constituents		Standards														Results				
Name	Units	AZ Agricultural Livestock Watering		AZ Aquatic and Wildlife - Ephemeral Acute		AZ Aquatic and Wildlife - Warm Water Acute		AZ Aquatic and Wildlife - Warm Water Chronic		AZ Full Body Contact		AZ Fish Consumption		AZ Partial Body Contact		Dissolved Results	Total Results	Total Recoverable Results	Field Results	Use Exceeded
		Standard	Fraction	Standard	Fraction	Standard	Fraction	Standard	Fraction	Standard	Fraction	Standard	Fraction	Standard	Fraction					
Field Parameters																				
Dissolved oxygen	mg/l	---	---	---	---	6	---	6	---	---	---	---	---	---	---	---	---	---	7.00	---
Flow Rate	gallons/minute	---	---	---	---	---	---	---	---	---	---	---	---	---	---	---	---	---	0.0 j	---
pH (Field)	s.u.	6.5 - 9	---	6.5 - 9	---	6.5 - 9	---	6.5 - 9	---	6.5 - 9	---	---	---	6.5 - 9	---	---	---	---	6.54	---
Specific Conductance (Field)	uS/cm	---	---	---	---	---	---	---	---	---	---	---	---	---	---	---	---	---	56.7	---
Temperature (Field)	Deg C	---	---	---	---	---	---	---	---	---	---	---	---	---	---	---	---	---	10.50	---
Turbidity (Field)	NTUs	---	---	---	---	---	---	---	---	---	---	---	---	---	---	---	---	---	6.84	---
Inorganics																				
Alkalinity (as CaCO3)	mg/l	---	---	---	---	---	---	---	---	---	---	---	---	---	---	---	7.9	---	---	---
Bicarbonate (Calculated by M&A)	mg/l	---	---	---	---	---	---	---	---	---	---	---	---	---	---	---	9.6	---	---	---
Bicarbonate Alkalinity (as CaCO3)	mg/l	---	---	---	---	---	---	---	---	---	---	---	---	---	---	---	7.9	---	---	---
Bromide	mg/l	---	---	---	---	---	---	---	---	---	---	---	---	---	---	---	<0.100	---	---	---
Carbonate (Calculated by M&A)	mg/l	---	---	---	---	---	---	---	---	---	---	---	---	---	---	---	--	---	---	---
Carbonate Alkalinity (as CaCO3)	mg/l	---	---	---	---	---	---	---	---	---	---	---	---	---	---	---	<1.0	---	---	---
Chloride	mg/l	---	---	---	---	---	---	---	---	---	---	---	---	---	---	---	4.60	---	---	---
Fluoride	mg/l	---	---	---	---	---	---	---	---	140	---	---	---	140	---	---	<0.100	---	---	---
Hardness (as CaCO3)	mg/l	---	---	---	---	---	---	---	---	---	---	---	---	---	---	---	---	15.8	---	---
Silica	mg/l	---	---	---	---	---	---	---	---	---	---	---	---	---	---	29.5	---	---	---	---
Sulfate	mg/l	---	---	---	---	---	---	---	---	---	---	---	---	---	---	---	12.30	---	---	---
Lab Parameters																				
Total Dissolved Solids (Laboratory)	mg/l	---	---	---	---	---	---	---	---	---	---	---	---	---	---	---	49	---	---	---
Total Suspended Solids	mg/l	---	---	---	---	---	---	---	---	---	---	---	---	---	---	---	<5.0	---	---	---
Metals																				
Aluminum	mg/l	---	---	---	---	---	---	---	---	---	---	---	---	---	---	0.098	---	---	---	---
Antimony	mg/l	---	---	---	---	0.088	DIS	0.03	DIS	0.747	TRC	0.64	TRC	0.747	TRC	<0.00300	---	<0.00300	---	---
Arsenic	mg/l	0.2	TRC	0.44	DIS	0.34	DIS	0.15	DIS	0.03	TRC	0.08	TRC	0.28	TRC	<0.025	---	<0.025	---	---
Barium	mg/l	---	---	---	---	---	---	---	---	98	TRC	---	---	98	TRC	---	---	0.0056	---	---
Beryllium	mg/l	---	---	---	---	---	---	---	---	1.867	TRC	0.084	TRC	1.867	TRC	---	---	<0.00200	---	---
Boron	mg/l	---	---	---	---	---	---	---	---	186.667	TRC	---	---	186.667	TRC	---	---	<0.040	---	---
Cadmium	mg/l	0.05	---	0.00378	DIS	0.001304	DIS	0.000155	DIS	0.7	TRC	0.084	TRC	0.7	TRC	<0.000026	---	<0.002000	---	---
Calcium	mg/l	---	---	---	---	---	---	---	---	---	---	---	---	---	---	---	---	4.10	---	---
Chromium	mg/l	1	---	---	---	---	---	---	---	---	---	---	---	---	---	---	---	<0.0060	---	---
Chromium, Hexavalent‡	mg/l	---	---	0.034	DIS	0.016	DIS	0.011	DIS	2.8	TRC	0.15	TRC	2.8	TRC	---	---	<0.0060	---	---
Chromium, Trivalent‡	mg/l	---	---	0.4218	TRC	0.1257	TRC	0.0164	TRC	1400	TRC	75	TRC	1400	TRC	---	---	<0.0060	---	---
Cobalt	mg/l	---	---	---	---	---	---	---	---	---	---	---	---	---	---	<0.0060	---	---	---	---
Copper	mg/l	0.5	TRC	0.00409	DIS	0.00236	DIS	0.00185	DIS	1.3	TRC	---	---	1.3	TRC	0.00335	---	<0.01000	---	AZ Aquatic and Wildlife - Warm Water Acute AZ Aquatic and Wildlife - Warm Water Chronic
Iron	mg/l	---	---	---	---	---	---	1	DIS	---	---	---	---	---	---	<0.060	---	---	---	---
Lead	mg/l	0.1	TRC	0.017436	DIS	0.008262	DIS	0.000322	DIS	0.015	TRC	---	---	0.015	TRC	0.000128 j	---	<0.003000	---	---
Magnesium	mg/l	---	---	---	---	---	---	---	---	---	---	---	---	---	---	---	---	1.340	---	---
Manganese	mg/l	---	---	---	---	---	---	---	---	130.667	---	---	---	130.667	---	0.0126	---	0.0123	---	---
Mercury	mg/l	0.01	TRC	0.005	DIS	0.0024	DIS	0.00001	DIS	0.28	TRC	---	---	0.28	TRC	---	<0.00020	---	---	AZ Aquatic and Wildlife - Warm Water Chronic*
Molybdenum	mg/l	---	---	---	---	---	---	---	---	---	---	---	---	---	---	<0.0080	---	---	---	---
Nickel	mg/l	---	---	0.87294	DIS	0.09829	DIS	0.01092	DIS	28	TRC	0.511	TRC	28	TRC	0.00103	---	<0.01000	---	---
Potassium	mg/l	---	---	---	---	---	---	---	---	---	---	---	---	---	---	---	---	1.49	---	---
Selenium	mg/l	0.05	TRC	0.033	TRC	---	---	0.002	TRC	4.667	TRC	0.667	TRC	4.667	TRC	---	---	<0.00070	---	---

Station Name	DC 15.5 C
Sample ID	RESE-1002191
Sample Date	11/29/2011 8:10:00 AM
Basin	Devils Canyon Watershed
Sub-basin	unknown
QC Type	Original data

Surface Water Hydrochemical Data

MONTGOMERY & ASSOCIATES

Parameters and Constituents		Standards														Results				
Name	Units	AZ Agricultural Livestock Watering		AZ Aquatic and Wildlife - Ephemeral Acute		AZ Aquatic and Wildlife - Warm Water Acute		AZ Aquatic and Wildlife - Warm Water Chronic		AZ Full Body Contact		AZ Fish Consumption		AZ Partial Body Contact		Dissolved Results	Total Results	Total Recoverable Results	Field Results	Use Exceeded
		Standard	Fraction	Standard	Fraction	Standard	Fraction	Standard	Fraction	Standard	Fraction	Standard	Fraction	Standard	Fraction					
Metals																				
Silver	mg/l	---	---	0.000135	DIS	0.000135	DIS	---	---	4.667	TRC	8	TRC	4.667	TRC	<0.000100	---	<0.005000	---	---
Sodium	mg/l	---	---	---	---	---	---	---	---	---	---	---	---	---	---	---	---	4.11	---	---
Thallium	mg/l	---	---	---	---	0.7	DIS	0.15	DIS	0.075	TRC	0.001	TRC	0.075	TRC	<0.00100	---	<0.00100	---	AZ Fish Consumption*
Zinc	mg/l	25	TRC	0.2329	DIS	0.0245	DIS	0.0245	DIS	280	TRC	5.106	TRC	280	TRC	<0.0100	---	<0.0100	---	---

The hardness value used for calculation of hardness-dependent standards is the hardness of the sample itself, not the hardness of a receiving water.
* Detection limit exceeds standard
‡ For comparison only - no analysis exists

Station Name	DC 15.5 C
Sample ID	RESE-1002192
Sample Date	11/29/2011 8:30:00 AM
Basin	Devils Canyon Watershed
Sub-basin	unknown
QC Type	Field duplicates

Surface Water Hydrochemical Data

MONTGOMERY & ASSOCIATES

Parameters and Constituents		Standards														Results				
Name	Units	AZ Agricultural Livestock Watering		AZ Aquatic and Wildlife - Ephemeral Acute		AZ Aquatic and Wildlife - Warm Water Acute		AZ Aquatic and Wildlife - Warm Water Chronic		AZ Full Body Contact		AZ Fish Consumption		AZ Partial Body Contact		Dissolved Results	Total Results	Total Recoverable Results	Field Results	Use Exceeded
		Standard	Fraction	Standard	Fraction	Standard	Fraction	Standard	Fraction	Standard	Fraction	Standard	Fraction	Standard	Fraction					
Field Parameters																				
Dissolved oxygen	mg/l	---	---	---	---	6	---	6	---	---	---	---	---	---	---	---	---	---	7.00	---
Flow Rate	gallons/minute	---	---	---	---	---	---	---	---	---	---	---	---	---	---	---	---	---	0.0 j	---
pH (Field)	s.u.	6.5 - 9	---	6.5 - 9	---	6.5 - 9	---	6.5 - 9	---	6.5 - 9	---	---	---	6.5 - 9	---	---	---	---	6.54	---
Specific Conductance (Field)	uS/cm	---	---	---	---	---	---	---	---	---	---	---	---	---	---	---	---	---	56.7	---
Temperature (Field)	Deg C	---	---	---	---	---	---	---	---	---	---	---	---	---	---	---	---	---	10.50	---
Turbidity (Field)	NTUs	---	---	---	---	---	---	---	---	---	---	---	---	---	---	---	---	---	6.84	---
Inorganics																				
Alkalinity (as CaCO3)	mg/l	---	---	---	---	---	---	---	---	---	---	---	---	---	---	---	8.0	---	---	---
Bicarbonate (Calculated by M&A)	mg/l	---	---	---	---	---	---	---	---	---	---	---	---	---	---	---	9.8	---	---	---
Bicarbonate Alkalinity (as CaCO3)	mg/l	---	---	---	---	---	---	---	---	---	---	---	---	---	---	---	8.0	---	---	---
Bromide	mg/l	---	---	---	---	---	---	---	---	---	---	---	---	---	---	---	<0.100	---	---	---
Carbonate (Calculated by M&A)	mg/l	---	---	---	---	---	---	---	---	---	---	---	---	---	---	---	--	---	---	---
Carbonate Alkalinity (as CaCO3)	mg/l	---	---	---	---	---	---	---	---	---	---	---	---	---	---	---	<1.0	---	---	---
Chloride	mg/l	---	---	---	---	---	---	---	---	---	---	---	---	---	---	---	4.63	---	---	---
Fluoride	mg/l	---	---	---	---	---	---	---	---	140	---	---	---	140	---	---	<0.100	---	---	---
Hardness (as CaCO3)	mg/l	---	---	---	---	---	---	---	---	---	---	---	---	---	---	---	---	15.9	---	---
Silica	mg/l	---	---	---	---	---	---	---	---	---	---	---	---	---	---	29.8	---	---	---	---
Sulfate	mg/l	---	---	---	---	---	---	---	---	---	---	---	---	---	---	---	12.60	---	---	---
Lab Parameters																				
Total Dissolved Solids (Laboratory)	mg/l	---	---	---	---	---	---	---	---	---	---	---	---	---	---	---	45	---	---	---
Total Suspended Solids	mg/l	---	---	---	---	---	---	---	---	---	---	---	---	---	---	---	<5.0	---	---	---
Metals																				
Aluminum	mg/l	---	---	---	---	---	---	---	---	---	---	---	---	---	---	0.097	---	---	---	---
Antimony	mg/l	---	---	---	---	0.088	DIS	0.03	DIS	0.747	TRC	0.64	TRC	0.747	TRC	<0.00300	---	<0.00300	---	---
Arsenic	mg/l	0.2	TRC	0.44	DIS	0.34	DIS	0.15	DIS	0.03	TRC	0.08	TRC	0.28	TRC	<0.025	---	<0.025	---	---
Barium	mg/l	---	---	---	---	---	---	---	---	98	TRC	---	---	98	TRC	---	---	0.0055	---	---
Beryllium	mg/l	---	---	---	---	---	---	---	---	1.867	TRC	0.084	TRC	1.867	TRC	---	---	<0.00200	---	---
Boron	mg/l	---	---	---	---	---	---	---	---	186.667	TRC	---	---	186.667	TRC	---	---	<0.040	---	---
Cadmium	mg/l	0.05	---	0.003804	DIS	0.001313	DIS	0.000156	DIS	0.7	TRC	0.084	TRC	0.7	TRC	0.000030 j	---	<0.002000	---	---
Calcium	mg/l	---	---	---	---	---	---	---	---	---	---	---	---	---	---	---	---	4.14	---	---
Chromium	mg/l	1	---	---	---	---	---	---	---	---	---	---	---	---	---	---	---	<0.0060	---	---
Chromium, Hexavalent‡	mg/l	---	---	0.034	DIS	0.016	DIS	0.011	DIS	2.8	TRC	0.15	TRC	2.8	TRC	---	---	<0.0060	---	---
Chromium, Trivalent‡	mg/l	---	---	0.424	TRC	0.1264	TRC	0.0164	TRC	1400	TRC	75	TRC	1400	TRC	---	---	<0.0060	---	---
Cobalt	mg/l	---	---	---	---	---	---	---	---	---	---	---	---	---	---	<0.0060	---	---	---	---
Copper	mg/l	0.5	TRC	0.00411	DIS	0.00238	DIS	0.00186	DIS	1.3	TRC	---	---	1.3	TRC	0.00365	---	<0.01000	---	AZ Aquatic and Wildlife - Warm Water Acute AZ Aquatic and Wildlife - Warm Water Chronic
Iron	mg/l	---	---	---	---	---	---	1	DIS	---	---	---	---	---	---	<0.060	---	---	---	---
Lead	mg/l	0.1	TRC	0.017561	DIS	0.008321	DIS	0.000324	DIS	0.015	TRC	---	---	0.015	TRC	0.000346 j	---	<0.003000	---	AZ Aquatic and Wildlife - Warm Water Chronic
Magnesium	mg/l	---	---	---	---	---	---	---	---	---	---	---	---	---	---	---	---	1.360	---	---
Manganese	mg/l	---	---	---	---	---	---	---	---	130.667	---	---	---	130.667	---	0.0119	---	0.0125	---	---
Mercury	mg/l	0.01	TRC	0.005	DIS	0.0024	DIS	0.00001	DIS	0.28	TRC	---	---	0.28	TRC	---	<0.00020	---	---	AZ Aquatic and Wildlife - Warm Water Chronic*
Molybdenum	mg/l	---	---	---	---	---	---	---	---	---	---	---	---	---	---	<0.0080	---	---	---	---
Nickel	mg/l	---	---	0.87761	DIS	0.09882	DIS	0.01098	DIS	28	TRC	0.511	TRC	28	TRC	<0.00100	---	<0.01000	---	---
Potassium	mg/l	---	---	---	---	---	---	---	---	---	---	---	---	---	---	---	---	1.48	---	---
Selenium	mg/l	0.05	TRC	0.033	TRC	---	---	0.002	TRC	4.667	TRC	0.667	TRC	4.667	TRC	---	---	<0.00070	---	---

Station Name	DC 15.5 C
Sample ID	RESE-1002192
Sample Date	11/29/2011 8:30:00 AM
Basin	Devils Canyon Watershed
Sub-basin	unknown
QC Type	Field duplicates

Surface Water Hydrochemical Data

MONTGOMERY & ASSOCIATES

Parameters and Constituents		Standards														Results				
Name	Units	AZ Agricultural Livestock Watering		AZ Aquatic and Wildlife - Ephemeral Acute		AZ Aquatic and Wildlife - Warm Water Acute		AZ Aquatic and Wildlife - Warm Water Chronic		AZ Full Body Contact		AZ Fish Consumption		AZ Partial Body Contact		Dissolved Results	Total Results	Total Recoverable Results	Field Results	Use Exceeded
		Standard	Fraction	Standard	Fraction	Standard	Fraction	Standard	Fraction	Standard	Fraction	Standard	Fraction	Standard	Fraction					
Metals																				
Silver	mg/l	---	---	0.000136	DIS	0.000136	DIS	---	---	4.667	TRC	8	TRC	4.667	TRC	<0.000100	---	<0.005000	---	---
Sodium	mg/l	---	---	---	---	---	---	---	---	---	---	---	---	---	---	---	---	4.13	---	---
Thallium	mg/l	---	---	---	---	0.7	DIS	0.15	DIS	0.075	TRC	0.001	TRC	0.075	TRC	<0.00100	---	<0.00100	---	AZ Fish Consumption*
Zinc	mg/l	25	TRC	0.2341	DIS	0.0247	DIS	0.0247	DIS	280	TRC	5.106	TRC	280	TRC	<0.0100	---	<0.0100	---	---

The hardness value used for calculation of hardness-dependent standards is the hardness of the sample itself, not the hardness of a receiving water.
* Detection limit exceeds standard
‡ For comparison only - no analysis exists

Station Name	DC 15.5 C
Sample ID	RESE-1002215
Sample Date	3/1/2012 10:15:00 AM
Basin	Devils Canyon Watershed
Sub-basin	unknown
QC Type	Original data

Surface Water Hydrochemical Data

MONTGOMERY & ASSOCIATES

Parameters and Constituents		Standards														Results				
Name	Units	AZ Agricultural Livestock Watering		AZ Aquatic and Wildlife - Ephemeral Acute		AZ Aquatic and Wildlife - Warm Water Acute		AZ Aquatic and Wildlife - Warm Water Chronic		AZ Full Body Contact		AZ Fish Consumption		AZ Partial Body Contact		Dissolved Results	Total Results	Total Recoverable Results	Field Results	Use Exceeded
		Standard	Fraction	Standard	Fraction	Standard	Fraction	Standard	Fraction	Standard	Fraction	Standard	Fraction	Standard	Fraction					
Field Parameters																				
Dissolved oxygen	mg/l	---	---	---	---	6	---	6	---	---	---	---	---	---	---	---	---	---	7.25	---
Flow Rate	gallons/minute	---	---	---	---	---	---	---	---	---	---	---	---	---	---	---	---	---	15.0 j	---
pH (Field)	s.u.	6.5 - 9	---	6.5 - 9	---	6.5 - 9	---	6.5 - 9	---	6.5 - 9	---	---	---	6.5 - 9	---	---	---	---	7.81	---
Specific Conductance (Field)	uS/cm	---	---	---	---	---	---	---	---	---	---	---	---	---	---	---	---	---	63.6	---
Temperature (Field)	Deg C	---	---	---	---	---	---	---	---	---	---	---	---	---	---	---	---	---	10.10	---
Turbidity (Field)	NTUs	---	---	---	---	---	---	---	---	---	---	---	---	---	---	---	---	---	4.09	---
Inorganics																				
Alkalinity (as CaCO3)	mg/l	---	---	---	---	---	---	---	---	---	---	---	---	---	---	---	5.5	---	---	---
Bicarbonate (Calculated by M&A)	mg/l	---	---	---	---	---	---	---	---	---	---	---	---	---	---	---	6.7	---	---	---
Bicarbonate Alkalinity (as CaCO3)	mg/l	---	---	---	---	---	---	---	---	---	---	---	---	---	---	---	5.5	---	---	---
Bromide	mg/l	---	---	---	---	---	---	---	---	---	---	---	---	---	---	---	<0.100	---	---	---
Carbonate (Calculated by M&A)	mg/l	---	---	---	---	---	---	---	---	---	---	---	---	---	---	---	--	---	---	---
Carbonate Alkalinity (as CaCO3)	mg/l	---	---	---	---	---	---	---	---	---	---	---	---	---	---	---	<1.0	---	---	---
Chloride	mg/l	---	---	---	---	---	---	---	---	---	---	---	---	---	---	---	3.76	---	---	---
Fluoride	mg/l	---	---	---	---	---	---	---	---	140	---	---	---	140	---	---	<0.100	---	---	---
Hardness (as CaCO3)	mg/l	---	---	---	---	---	---	---	---	---	---	---	---	---	---	---	---	16.6	---	---
Silica	mg/l	---	---	---	---	---	---	---	---	---	---	---	---	---	---	29.1	---	---	---	---
Sulfate	mg/l	---	---	---	---	---	---	---	---	---	---	---	---	---	---	---	14.30	---	---	---
Lab Parameters																				
Total Dissolved Solids (Laboratory)	mg/l	---	---	---	---	---	---	---	---	---	---	---	---	---	---	---	69	---	---	---
Total Suspended Solids	mg/l	---	---	---	---	---	---	---	---	---	---	---	---	---	---	---	5.0	---	---	---
Metals																				
Aluminum	mg/l	---	---	---	---	---	---	---	---	---	---	---	---	---	---	<0.080	---	---	---	---
Antimony	mg/l	---	---	---	---	0.088	DIS	0.03	DIS	0.747	TRC	0.64	TRC	0.747	TRC	<0.00300	---	<0.00300	---	---
Arsenic	mg/l	0.2	TRC	0.44	DIS	0.34	DIS	0.15	DIS	0.03	TRC	0.08	TRC	0.28	TRC	<0.025	---	<0.025	---	---
Barium	mg/l	---	---	---	---	---	---	---	---	98	TRC	---	---	98	TRC	---	---	0.0052	---	---
Beryllium	mg/l	---	---	---	---	---	---	---	---	1.867	TRC	0.084	TRC	1.867	TRC	---	---	<0.00200	---	---
Boron	mg/l	---	---	---	---	---	---	---	---	186.667	TRC	---	---	186.667	TRC	---	---	<0.040	---	---
Cadmium	mg/l	0.05	---	0.003967	DIS	0.001369	DIS	0.000161	DIS	0.7	TRC	0.084	TRC	0.7	TRC	0.000020 j	---	<0.002000	---	---
Calcium	mg/l	---	---	---	---	---	---	---	---	---	---	---	---	---	---	---	---	4.36	---	---
Chromium	mg/l	1	---	---	---	---	---	---	---	---	---	---	---	---	---	---	---	<0.0060	---	---
Chromium, Hexavalent‡	mg/l	---	---	0.034	DIS	0.016	DIS	0.011	DIS	2.8	TRC	0.15	TRC	2.8	TRC	---	---	<0.0060	---	---
Chromium, Trivalent‡	mg/l	---	---	0.4392	TRC	0.1309	TRC	0.017	TRC	1400	TRC	75	TRC	1400	TRC	---	---	<0.0060	---	---
Cobalt	mg/l	---	---	---	---	---	---	---	---	---	---	---	---	---	---	<0.0060	---	---	---	---
Copper	mg/l	0.5	TRC	0.00428	DIS	0.00247	DIS	0.00193	DIS	1.3	TRC	---	---	1.3	TRC	0.00425	---	<0.01000	---	AZ Aquatic and Wildlife - Warm Water Acute AZ Aquatic and Wildlife - Warm Water Chronic
Iron	mg/l	---	---	---	---	---	---	1	DIS	---	---	---	---	---	---	<0.060	---	---	---	---
Lead	mg/l	0.1	TRC	0.018441	DIS	0.008738	DIS	0.000341	DIS	0.015	TRC	---	---	0.015	TRC	0.000106 j	---	<0.003000	---	---
Magnesium	mg/l	---	---	---	---	---	---	---	---	---	---	---	---	---	---	---	---	1.390	---	---
Manganese	mg/l	---	---	---	---	---	---	---	---	130.667	---	---	---	130.667	---	0.0061	---	0.0051	---	---
Mercury	mg/l	0.01	TRC	0.005	DIS	0.0024	DIS	0.00001	DIS	0.28	TRC	---	---	0.28	TRC	---	<0.00020	---	---	AZ Aquatic and Wildlife - Warm Water Chronic*
Molybdenum	mg/l	---	---	---	---	---	---	---	---	---	---	---	---	---	---	<0.0080	---	---	---	---
Nickel	mg/l	---	---	0.91019	DIS	0.10249	DIS	0.01138	DIS	28	TRC	0.511	TRC	28	TRC	0.00166	---	<0.01000	---	---
Potassium	mg/l	---	---	---	---	---	---	---	---	---	---	---	---	---	---	---	---	1.81	---	---
Selenium	mg/l	0.05	TRC	0.033	TRC	---	---	0.002	TRC	4.667	TRC	0.667	TRC	4.667	TRC	---	---	0.00029 jd	---	---

Station Name	DC 15.5 C
Sample ID	RESE-1002215
Sample Date	3/1/2012 10:15:00 AM
Basin	Devils Canyon Watershed
Sub-basin	unknown
QC Type	Original data

Surface Water Hydrochemical Data

MONTGOMERY & ASSOCIATES

Parameters and Constituents		Standards														Results				
Name	Units	AZ Agricultural Livestock Watering		AZ Aquatic and Wildlife - Ephemeral Acute		AZ Aquatic and Wildlife - Warm Water Acute		AZ Aquatic and Wildlife - Warm Water Chronic		AZ Full Body Contact		AZ Fish Consumption		AZ Partial Body Contact		Dissolved Results	Total Results	Total Recoverable Results	Field Results	Use Exceeded
		Standard	Fraction	Standard	Fraction	Standard	Fraction	Standard	Fraction	Standard	Fraction	Standard	Fraction	Standard	Fraction					
Metals																				
Silver	mg/l	---	---	0.000147	DIS	0.000147	DIS	---	---	4.667	TRC	8	TRC	4.667	TRC	<0.000100	---	<0.005000	---	---
Sodium	mg/l	---	---	---	---	---	---	---	---	---	---	---	---	---	---	---	---	4.75	---	---
Thallium	mg/l	---	---	---	---	0.7	DIS	0.15	DIS	0.075	TRC	0.001	TRC	0.075	TRC	<0.00100	---	<0.00100	---	AZ Fish Consumption*
Zinc	mg/l	25	TRC	0.2428	DIS	0.0256	DIS	0.0256	DIS	280	TRC	5.106	TRC	280	TRC	<0.0100	---	<0.0100	---	---

The hardness value used for calculation of hardness-dependent standards is the hardness of the sample itself, not the hardness of a receiving water.
* Detection limit exceeds standard
‡ For comparison only - no analysis exists

Station Name	DC 15.5 C
Sample ID	RESE-1002246
Sample Date	5/9/2012 10:00:00 AM
Basin	Devils Canyon Watershed
Sub-basin	unknown
QC Type	Original data

Surface Water Hydrochemical Data

MONTGOMERY & ASSOCIATES

Parameters and Constituents		Standards														Results				
Name	Units	AZ Agricultural Livestock Watering		AZ Aquatic and Wildlife - Ephemeral Acute		AZ Aquatic and Wildlife - Warm Water Acute		AZ Aquatic and Wildlife - Warm Water Chronic		AZ Full Body Contact		AZ Fish Consumption		AZ Partial Body Contact		Dissolved Results	Total Results	Total Recoverable Results	Field Results	Use Exceeded
		Standard	Fraction	Standard	Fraction	Standard	Fraction	Standard	Fraction	Standard	Fraction	Standard	Fraction	Standard	Fraction					
Field Parameters																				
Dissolved oxygen	mg/l	---	---	---	---	6	---	6	---	---	---	---	---	---	---	---	---	---	7.60	---
pH (Field)	s.u.	6.5 - 9	---	6.5 - 9	---	6.5 - 9	---	6.5 - 9	---	6.5 - 9	---	---	---	6.5 - 9	---	---	---	---	6.90	---
Specific Conductance (Field)	uS/cm	---	---	---	---	---	---	---	---	---	---	---	---	---	---	---	---	---	64.0	---
Temperature (Field)	Deg C	---	---	---	---	---	---	---	---	---	---	---	---	---	---	---	---	---	18.63	---
Turbidity (Field)	NTUs	---	---	---	---	---	---	---	---	---	---	---	---	---	---	---	---	---	10.61	---
Inorganics																				
Alkalinity (as CaCO3)	mg/l	---	---	---	---	---	---	---	---	---	---	---	---	---	---	---	13.1 j	---	---	---
Bicarbonate (Calculated by M&A)	mg/l	---	---	---	---	---	---	---	---	---	---	---	---	---	---	---	16.0	---	---	---
Bicarbonate Alkalinity (as CaCO3)	mg/l	---	---	---	---	---	---	---	---	---	---	---	---	---	---	---	13.1 j	---	---	---
Bromide	mg/l	---	---	---	---	---	---	---	---	---	---	---	---	---	---	---	<0.100	---	---	---
Carbonate (Calculated by M&A)	mg/l	---	---	---	---	---	---	---	---	---	---	---	---	---	---	---	--	---	---	---
Carbonate Alkalinity (as CaCO3)	mg/l	---	---	---	---	---	---	---	---	---	---	---	---	---	---	---	<1.0	---	---	---
Chloride	mg/l	---	---	---	---	---	---	---	---	---	---	---	---	---	---	---	4.42	---	---	---
Fluoride	mg/l	---	---	---	---	---	---	---	---	140	---	---	---	140	---	---	<0.100	---	---	---
Hardness (as CaCO3)	mg/l	---	---	---	---	---	---	---	---	---	---	---	---	---	---	---	---	18.3	---	---
Silica	mg/l	---	---	---	---	---	---	---	---	---	---	---	---	---	---	32.9	---	---	---	---
Sulfate	mg/l	---	---	---	---	---	---	---	---	---	---	---	---	---	---	---	8.15 j+	---	---	---
Lab Parameters																				
Total Dissolved Solids (Laboratory)	mg/l	---	---	---	---	---	---	---	---	---	---	---	---	---	---	---	r	---	---	---
Total Suspended Solids	mg/l	---	---	---	---	---	---	---	---	---	---	---	---	---	---	---	<5.0	---	---	---
Metals																				
Aluminum	mg/l	---	---	---	---	---	---	---	---	---	---	---	---	---	---	0.103	---	---	---	---
Antimony	mg/l	---	---	---	---	0.088	DIS	0.03	DIS	0.747	TRC	0.64	TRC	0.747	TRC	<0.00300	---	<0.00015	---	---
Arsenic	mg/l	0.2	TRC	0.44	DIS	0.34	DIS	0.15	DIS	0.03	TRC	0.08	TRC	0.28	TRC	<0.0067	---	<0.0033	---	---
Barium	mg/l	---	---	---	---	---	---	---	---	98	TRC	---	---	98	TRC	---	---	0.0059	---	---
Beryllium	mg/l	---	---	---	---	---	---	---	---	1.867	TRC	0.084	TRC	1.867	TRC	---	---	<0.00031	---	---
Boron	mg/l	---	---	---	---	---	---	---	---	186.667	TRC	---	---	186.667	TRC	---	---	0.0162 j	---	---
Cadmium	mg/l	0.05	---	0.087609	DIS	0.030232	DIS	0.001468	DIS	0.7	TRC	0.084	TRC	0.7	TRC	<0.000014	---	<0.000290	---	---
Calcium	mg/l	---	---	---	---	---	---	---	---	---	---	---	---	---	---	---	---	4.86	---	---
Chromium	mg/l	1	---	---	---	---	---	---	---	---	---	---	---	---	---	---	---	<0.00075	---	---
Chromium, Hexavalent‡	mg/l	---	---	0.034	DIS	0.016	DIS	0.011	DIS	2.8	TRC	0.15	TRC	2.8	TRC	---	---	<0.00075	---	---
Chromium, Trivalent‡	mg/l	---	---	5.9497	TRC	1.7733	TRC	0.2307	TRC	1400	TRC	75	TRC	1400	TRC	---	---	<0.00075	---	---
Cobalt	mg/l	---	---	---	---	---	---	---	---	---	---	---	---	---	---	<0.0014	---	---	---	---
Copper	mg/l	0.5	TRC	0.08588	DIS	0.04962	DIS	0.02928	DIS	1.3	TRC	---	---	1.3	TRC	0.00290	---	0.00360 j	---	---
Iron	mg/l	---	---	---	---	---	---	1	DIS	---	---	---	---	---	---	0.060 j	---	---	---	---
Lead	mg/l	0.1	TRC	0.592712	DIS	0.280846	DIS	0.010944	DIS	0.015	TRC	---	---	0.015	TRC	<0.000059	---	0.000093 jd	---	---
Magnesium	mg/l	---	---	---	---	---	---	---	---	---	---	---	---	---	---	---	---	1.500	---	---
Manganese	mg/l	---	---	---	---	---	---	---	---	130.667	---	---	---	130.667	---	0.0183	---	0.0232	---	---
Mercury	mg/l	0.01	TRC	0.005	DIS	0.0024	DIS	0.00001	DIS	0.28	TRC	---	---	0.28	TRC	---	<0.000054	---	---	AZ Aquatic and Wildlife - Warm Water Chronic*
Molybdenum	mg/l	---	---	---	---	---	---	---	---	---	---	---	---	---	---	<0.0021	---	---	---	---
Nickel	mg/l	---	---	13.43579	DIS	1.51289	DIS	0.16804	DIS	28	TRC	0.511	TRC	28	TRC	0.00064 j	---	<0.00200	---	---
Potassium	mg/l	---	---	---	---	---	---	---	---	---	---	---	---	---	---	---	---	1.72	---	---
Selenium	mg/l	0.05	TRC	0.033	TRC	---	---	0.002	TRC	4.667	TRC	0.667	TRC	4.667	TRC	---	---	<0.00028	---	---
Silver	mg/l	---	---	0.034911	DIS	0.034911	DIS	---	---	4.667	TRC	8	TRC	4.667	TRC	<0.000014	---	<0.000700	---	---
Sodium	mg/l	---	---	---	---	---	---	---	---	---	---	---	---	---	---	---	---	4.86	---	---

Station Name	DC 15.5 C
Sample ID	RESE-1002246
Sample Date	5/9/2012 10:00:00 AM
Basin	Devils Canyon Watershed
Sub-basin	unknown
QC Type	Original data

Surface Water Hydrochemical Data

MONTGOMERY & ASSOCIATES

Parameters and Constituents		Standards														Results				
Name	Units	AZ Agricultural Livestock Watering		AZ Aquatic and Wildlife - Ephemeral Acute		AZ Aquatic and Wildlife - Warm Water Acute		AZ Aquatic and Wildlife - Warm Water Chronic		AZ Full Body Contact		AZ Fish Consumption		AZ Partial Body Contact		Dissolved Results	Total Results	Total Recoverable Results	Field Results	Use Exceeded
		Standard	Fraction	Standard	Fraction	Standard	Fraction	Standard	Fraction	Standard	Fraction	Standard	Fraction	Standard	Fraction					
Metals																				
Strontium (by isotope dilution)	ppm	---	---	---	---	---	---	---	---	---	---	---	---	---	---	---	0.0250	---	---	---
Thallium	mg/l	---	---	---	---	0.7	DIS	0.15	DIS	0.075	TRC	0.001	TRC	0.075	TRC	<0.000008	---	<0.000009	---	---
Zinc	mg/l	25	TRC	3.5994	DIS	0.3793	DIS	0.3793	DIS	280	TRC	5.106	TRC	280	TRC	<0.0026	---	<0.0050	---	---
Radiogenic Isotopes																				
Carbon 14	pmC	---	---	---	---	---	---	---	---	---	---	---	---	---	---	---	r	---	---	---
Strontium 87/86	none	---	---	---	---	---	---	---	---	---	---	---	---	---	---	---	0.710157	---	---	---
Tritium	TU	---	---	---	---	---	---	---	---	---	---	---	---	---	---	---	4.70	---	---	---
Stable Isotopes																				
Delta Carbon-13 of DIC	per mil	---	---	---	---	---	---	---	---	---	---	---	---	---	---	---	r	---	---	---
Delta Deuterium	per mil	---	---	---	---	---	---	---	---	---	---	---	---	---	---	---	-51.9	---	---	---
Delta Oxygen-18	per mil	---	---	---	---	---	---	---	---	---	---	---	---	---	---	---	-6.61	---	---	---
Delta Oxygen-18 of Sulfate	per mil	---	---	---	---	---	---	---	---	---	---	---	---	---	---	---	4.4	---	---	---
Delta Sulfur-34	per mil	---	---	---	---	---	---	---	---	---	---	---	---	---	---	---	9.0	---	---	---

The hardness value used for calculation of hardness-dependent standards is the hardness of the sample itself, not the hardness of a receiving water.
* Detection limit exceeds standard
‡ For comparison only - no analysis exists

Station Name	DC 15.5 C
Sample ID	RESE-1002247
Sample Date	5/9/2012 10:15:00 AM
Basin	Devils Canyon Watershed
Sub-basin	unknown
QC Type	Field duplicates

Surface Water Hydrochemical Data

MONTGOMERY & ASSOCIATES

Parameters and Constituents		Standards														Results				
Name	Units	AZ Agricultural Livestock Watering		AZ Aquatic and Wildlife - Ephemeral Acute		AZ Aquatic and Wildlife - Warm Water Acute		AZ Aquatic and Wildlife - Warm Water Chronic		AZ Full Body Contact		AZ Fish Consumption		AZ Partial Body Contact		Dissolved Results	Total Results	Total Recoverable Results	Field Results	Use Exceeded
		Standard	Fraction	Standard	Fraction	Standard	Fraction	Standard	Fraction	Standard	Fraction	Standard	Fraction	Standard	Fraction					
Field Parameters																				
Dissolved oxygen	mg/l	---	---	---	---	6	---	6	---	---	---	---	---	---	---	---	---	---	7.60	---
pH (Field)	s.u.	6.5 - 9	---	6.5 - 9	---	6.5 - 9	---	6.5 - 9	---	6.5 - 9	---	---	---	6.5 - 9	---	---	---	---	6.90	---
Specific Conductance (Field)	uS/cm	---	---	---	---	---	---	---	---	---	---	---	---	---	---	---	---	---	64.0	---
Temperature (Field)	Deg C	---	---	---	---	---	---	---	---	---	---	---	---	---	---	---	---	---	18.63	---
Turbidity (Field)	NTUs	---	---	---	---	---	---	---	---	---	---	---	---	---	---	---	---	---	10.61	---
Inorganics																				
Alkalinity (as CaCO3)	mg/l	---	---	---	---	---	---	---	---	---	---	---	---	---	---	---	13.0 j	---	---	---
Bicarbonate (Calculated by M&A)	mg/l	---	---	---	---	---	---	---	---	---	---	---	---	---	---	---	15.9	---	---	---
Bicarbonate Alkalinity (as CaCO3)	mg/l	---	---	---	---	---	---	---	---	---	---	---	---	---	---	---	13.0 j	---	---	---
Bromide	mg/l	---	---	---	---	---	---	---	---	---	---	---	---	---	---	---	<0.100	---	---	---
Carbonate (Calculated by M&A)	mg/l	---	---	---	---	---	---	---	---	---	---	---	---	---	---	---	--	---	---	---
Carbonate Alkalinity (as CaCO3)	mg/l	---	---	---	---	---	---	---	---	---	---	---	---	---	---	---	<1.0	---	---	---
Chloride	mg/l	---	---	---	---	---	---	---	---	---	---	---	---	---	---	---	4.27 j+	---	---	---
Fluoride	mg/l	---	---	---	---	---	---	---	---	140	---	---	---	140	---	---	<0.100	---	---	---
Hardness (as CaCO3)	mg/l	---	---	---	---	---	---	---	---	---	---	---	---	---	---	---	---	17.9	---	---
Silica	mg/l	---	---	---	---	---	---	---	---	---	---	---	---	---	---	33.2	---	---	---	---
Sulfate	mg/l	---	---	---	---	---	---	---	---	---	---	---	---	---	---	---	8.15 j+	---	---	---
Lab Parameters																				
Total Dissolved Solids (Laboratory)	mg/l	---	---	---	---	---	---	---	---	---	---	---	---	---	---	---	r	---	---	---
Total Suspended Solids	mg/l	---	---	---	---	---	---	---	---	---	---	---	---	---	---	---	<5.0	---	---	---
Metals																				
Aluminum	mg/l	---	---	---	---	---	---	---	---	---	---	---	---	---	---	0.0877	---	---	---	---
Antimony	mg/l	---	---	---	---	0.088	DIS	0.03	DIS	0.747	TRC	0.64	TRC	0.747	TRC	<0.00300	---	<0.00015	---	---
Arsenic	mg/l	0.2	TRC	0.44	DIS	0.34	DIS	0.15	DIS	0.03	TRC	0.08	TRC	0.28	TRC	<0.0067	---	<0.0033	---	---
Barium	mg/l	---	---	---	---	---	---	---	---	98	TRC	---	---	98	TRC	---	---	0.0057	---	---
Beryllium	mg/l	---	---	---	---	---	---	---	---	1.867	TRC	0.084	TRC	1.867	TRC	---	---	<0.00031	---	---
Boron	mg/l	---	---	---	---	---	---	---	---	186.667	TRC	---	---	186.667	TRC	---	---	<0.020	---	---
Cadmium	mg/l	0.05	---	0.087609	DIS	0.030232	DIS	0.001468	DIS	0.7	TRC	0.084	TRC	0.7	TRC	<0.000014	---	<0.000290	---	---
Calcium	mg/l	---	---	---	---	---	---	---	---	---	---	---	---	---	---	---	---	4.75	---	---
Chromium	mg/l	1	---	---	---	---	---	---	---	---	---	---	---	---	---	---	---	<0.00075	---	---
Chromium, Hexavalent‡	mg/l	---	---	0.034	DIS	0.016	DIS	0.011	DIS	2.8	TRC	0.15	TRC	2.8	TRC	---	---	<0.00075	---	---
Chromium, Trivalent‡	mg/l	---	---	5.9497	TRC	1.7733	TRC	0.2307	TRC	1400	TRC	75	TRC	1400	TRC	---	---	<0.00075	---	---
Cobalt	mg/l	---	---	---	---	---	---	---	---	---	---	---	---	---	---	<0.0014	---	---	---	---
Copper	mg/l	0.5	TRC	0.08588	DIS	0.04962	DIS	0.02928	DIS	1.3	TRC	---	---	1.3	TRC	0.00290	---	0.00390 j	---	---
Iron	mg/l	---	---	---	---	---	---	1	DIS	---	---	---	---	---	---	0.0618 j	---	---	---	---
Lead	mg/l	0.1	TRC	0.592712	DIS	0.280846	DIS	0.010944	DIS	0.015	TRC	---	---	0.015	TRC	<0.000059	---	0.000170 jd	---	---
Magnesium	mg/l	---	---	---	---	---	---	---	---	---	---	---	---	---	---	---	---	1.460	---	---
Manganese	mg/l	---	---	---	---	---	---	---	---	130.667	---	---	---	130.667	---	0.0192	---	0.0226	---	---
Mercury	mg/l	0.01	TRC	0.005	DIS	0.0024	DIS	0.00001	DIS	0.28	TRC	---	---	0.28	TRC	---	<0.000054	---	---	AZ Aquatic and Wildlife - Warm Water Chronic*
Molybdenum	mg/l	---	---	---	---	---	---	---	---	---	---	---	---	---	---	<0.0021	---	---	---	---
Nickel	mg/l	---	---	13.43579	DIS	1.51289	DIS	0.16804	DIS	28	TRC	0.511	TRC	28	TRC	0.00059 j	---	<0.00200	---	---
Potassium	mg/l	---	---	---	---	---	---	---	---	---	---	---	---	---	---	---	---	1.69	---	---
Selenium	mg/l	0.05	TRC	0.033	TRC	---	---	0.002	TRC	4.667	TRC	0.667	TRC	4.667	TRC	---	---	<0.00028	---	---
Silver	mg/l	---	---	0.034911	DIS	0.034911	DIS	---	---	4.667	TRC	8	TRC	4.667	TRC	<0.000014	---	<0.000700	---	---
Sodium	mg/l	---	---	---	---	---	---	---	---	---	---	---	---	---	---	---	---	4.73	---	---

Station Name	DC 15.5 C
Sample ID	RESE-1002247
Sample Date	5/9/2012 10:15:00 AM
Basin	Devils Canyon Watershed
Sub-basin	unknown
QC Type	Field duplicates

Surface Water Hydrochemical Data

MONTGOMERY & ASSOCIATES

Parameters and Constituents		Standards														Results				
Name	Units	AZ Agricultural Livestock Watering		AZ Aquatic and Wildlife - Ephemeral Acute		AZ Aquatic and Wildlife - Warm Water Acute		AZ Aquatic and Wildlife - Warm Water Chronic		AZ Full Body Contact		AZ Fish Consumption		AZ Partial Body Contact		Dissolved Results	Total Results	Total Recoverable Results	Field Results	Use Exceeded
		Standard	Fraction	Standard	Fraction	Standard	Fraction	Standard	Fraction	Standard	Fraction	Standard	Fraction	Standard	Fraction					
Metals																				
Strontium (by isotope dilution)	ppm	---	---	---	---	---	---	---	---	---	---	---	---	---	---	---	0.0250	---	---	---
Thallium	mg/l	---	---	---	---	0.7	DIS	0.15	DIS	0.075	TRC	0.001	TRC	0.075	TRC	0.00001 j	---	0.00001 jd	---	---
Zinc	mg/l	25	TRC	3.5994	DIS	0.3793	DIS	0.3793	DIS	280	TRC	5.106	TRC	280	TRC	0.0033 j	---	<0.0050	---	---
Radiogenic Isotopes																				
Carbon 14	pmC	---	---	---	---	---	---	---	---	---	---	---	---	---	---	---	r	---	---	---
Strontium 87/86	none	---	---	---	---	---	---	---	---	---	---	---	---	---	---	---	0.710175	---	---	---
Tritium	TU	---	---	---	---	---	---	---	---	---	---	---	---	---	---	---	5.19	---	---	---
Stable Isotopes																				
Delta Carbon-13 of DIC	per mil	---	---	---	---	---	---	---	---	---	---	---	---	---	---	---	r	---	---	---
Delta Deuterium	per mil	---	---	---	---	---	---	---	---	---	---	---	---	---	---	---	-50.6	---	---	---
Delta Oxygen-18	per mil	---	---	---	---	---	---	---	---	---	---	---	---	---	---	---	-6.72	---	---	---
Delta Oxygen-18 of Sulfate	per mil	---	---	---	---	---	---	---	---	---	---	---	---	---	---	---	2.6	---	---	---
Delta Sulfur-34	per mil	---	---	---	---	---	---	---	---	---	---	---	---	---	---	---	9.9	---	---	---

The hardness value used for calculation of hardness-dependent standards is the hardness of the sample itself, not the hardness of a receiving water.
* Detection limit exceeds standard
‡ For comparison only - no analysis exists

Station Name	DC 15.5 C
Sample ID	RESE-1003052
Sample Date	8/13/2012 9:05:00 AM
Basin	Devils Canyon Watershed
Sub-basin	unknown
QC Type	Original data

Surface Water Hydrochemical Data

MONTGOMERY & ASSOCIATES

Parameters and Constituents		Standards														Results				
Name	Units	AZ Agricultural Livestock Watering		AZ Aquatic and Wildlife - Ephemeral Acute		AZ Aquatic and Wildlife - Warm Water Acute		AZ Aquatic and Wildlife - Warm Water Chronic		AZ Full Body Contact		AZ Fish Consumption		AZ Partial Body Contact		Dissolved Results	Total Results	Total Recoverable Results	Field Results	Use Exceeded
		Standard	Fraction	Standard	Fraction	Standard	Fraction	Standard	Fraction	Standard	Fraction	Standard	Fraction	Standard	Fraction					
Field Parameters																				
Dissolved oxygen	mg/l	---	---	---	---	6	---	6	---	---	---	---	---	---	---	---	---	---	4.26	AZ Aquatic and Wildlife - Warm Water Acute† AZ Aquatic and Wildlife - Warm Water Chronic†
pH (Field)	s.u.	6.5 - 9	---	6.5 - 9	---	6.5 - 9	---	6.5 - 9	---	6.5 - 9	---	---	---	6.5 - 9	---	---	---	---	7.10	---
Specific Conductance (Field)	uS/cm	---	---	---	---	---	---	---	---	---	---	---	---	---	---	---	---	---	261.2	---
Temperature (Field)	Deg C	---	---	---	---	---	---	---	---	---	---	---	---	---	---	---	---	---	24.40	---
Turbidity (Field)	NTUs	---	---	---	---	---	---	---	---	---	---	---	---	---	---	---	---	---	87.00	---
Inorganics																				
Alkalinity (as CaCO3)	mg/l	---	---	---	---	---	---	---	---	---	---	---	---	---	---	---	81.5	---	---	---
Bicarbonate (Calculated by M&A)	mg/l	---	---	---	---	---	---	---	---	---	---	---	---	---	---	---	99.4	---	---	---
Bicarbonate Alkalinity (as CaCO3)	mg/l	---	---	---	---	---	---	---	---	---	---	---	---	---	---	---	81.5	---	---	---
Bromide	mg/l	---	---	---	---	---	---	---	---	---	---	---	---	---	---	---	0.320	---	---	---
Carbonate (Calculated by M&A)	mg/l	---	---	---	---	---	---	---	---	---	---	---	---	---	---	---	--	---	---	---
Carbonate Alkalinity (as CaCO3)	mg/l	---	---	---	---	---	---	---	---	---	---	---	---	---	---	---	<1.0	---	---	---
Chloride	mg/l	---	---	---	---	---	---	---	---	---	---	---	---	---	---	---	19.40	---	---	---
Fluoride	mg/l	---	---	---	---	---	---	---	---	140	---	---	---	140	---	---	0.240	---	---	---
Hardness (as CaCO3)	mg/l	---	---	---	---	---	---	---	---	---	---	---	---	---	---	---	---	76.7	---	---
Silica	mg/l	---	---	---	---	---	---	---	---	---	---	---	---	---	---	54.4	---	---	---	---
Sulfate	mg/l	---	---	---	---	---	---	---	---	---	---	---	---	---	---	---	2.85	---	---	---
Lab Parameters																				
Total Dissolved Solids (Laboratory)	mg/l	---	---	---	---	---	---	---	---	---	---	---	---	---	---	---	224	---	---	---
Total Suspended Solids	mg/l	---	---	---	---	---	---	---	---	---	---	---	---	---	---	---	113.0	---	---	---
Metals																				
Aluminum	mg/l	---	---	---	---	---	---	---	---	---	---	---	---	---	---	<0.080	---	---	---	---
Antimony	mg/l	---	---	---	---	0.088	DIS	0.03	DIS	0.747	TRC	0.64	TRC	0.747	TRC	<0.00300	---	<0.00300	---	---
Arsenic	mg/l	0.2	TRC	0.44	DIS	0.34	DIS	0.15	DIS	0.03	TRC	0.08	TRC	0.28	TRC	<0.025	---	0.038	---	AZ Full Body Contact
Barium	mg/l	---	---	---	---	---	---	---	---	98	TRC	---	---	98	TRC	---	---	0.0361	---	---
Beryllium	mg/l	---	---	---	---	---	---	---	---	1.867	TRC	0.084	TRC	1.867	TRC	---	---	<0.00200	---	---
Boron	mg/l	---	---	---	---	---	---	---	---	186.667	TRC	---	---	186.667	TRC	---	---	<0.040	---	---
Cadmium	mg/l	0.05	---	0.017619	DIS	0.00608	DIS	0.000467	DIS	0.7	TRC	0.084	TRC	0.7	TRC	<0.000014	---	<0.002000	---	---
Calcium	mg/l	---	---	---	---	---	---	---	---	---	---	---	---	---	---	---	---	20.30	---	---
Chromium	mg/l	1	---	---	---	---	---	---	---	---	---	---	---	---	---	---	---	<0.0060	---	---
Chromium, Hexavalent‡	mg/l	---	---	0.034	DIS	0.016	DIS	0.011	DIS	2.8	TRC	0.15	TRC	2.8	TRC	---	---	<0.0060	---	---
Chromium, Trivalent‡	mg/l	---	---	1.5384	TRC	0.4585	TRC	0.0596	TRC	1400	TRC	75	TRC	1400	TRC	---	---	<0.0060	---	---
Cobalt	mg/l	---	---	---	---	---	---	---	---	---	---	---	---	---	---	<0.0060	---	---	---	---
Copper	mg/l	0.5	TRC	0.01812	DIS	0.01047	DIS	0.00714	DIS	1.3	TRC	---	---	1.3	TRC	<0.00100	---	<0.01000	---	---
Iron	mg/l	---	---	---	---	---	---	1	DIS	---	---	---	---	---	---	0.390	---	---	---	---
Lead	mg/l	0.1	TRC	0.101987	DIS	0.048325	DIS	0.001883	DIS	0.015	TRC	---	---	0.015	TRC	0.000159 j	---	<0.003000	---	---
Magnesium	mg/l	---	---	---	---	---	---	---	---	---	---	---	---	---	---	---	---	6.300	---	---
Manganese	mg/l	---	---	---	---	---	---	---	---	130.667	---	---	---	130.667	---	0.8220	---	1.0600	---	---
Mercury	mg/l	0.01	TRC	0.005	DIS	0.0024	DIS	0.00001	DIS	0.28	TRC	---	---	0.28	TRC	---	<0.00020	---	---	AZ Aquatic and Wildlife - Warm Water Chronic*
Molybdenum	mg/l	---	---	---	---	---	---	---	---	---	---	---	---	---	---	<0.0080	---	---	---	---
Nickel	mg/l	---	---	3.32244	DIS	0.37411	DIS	0.04155	DIS	28	TRC	0.511	TRC	28	TRC	0.00140	---	<0.01000	---	---
Potassium	mg/l	---	---	---	---	---	---	---	---	---	---	---	---	---	---	---	---	8.76	---	---
Selenium	mg/l	0.05	TRC	0.033	TRC	---	---	0.002	TRC	4.667	TRC	0.667	TRC	4.667	TRC	---	---	0.00085 jd	---	---
Silver	mg/l	---	---	0.002038	DIS	0.002038	DIS	---	---	4.667	TRC	8	TRC	4.667	TRC	<0.000100	---	<0.005000	---	---
Sodium	mg/l	---	---	---	---	---	---	---	---	---	---	---	---	---	---	---	---	13.20	---	---

Station Name	DC 15.5 C
Sample ID	RESE-1003052
Sample Date	8/13/2012 9:05:00 AM
Basin	Devils Canyon Watershed
Sub-basin	unknown
QC Type	Original data

Surface Water Hydrochemical Data

MONTGOMERY & ASSOCIATES

Parameters and Constituents		Standards														Results				
Name	Units	AZ Agricultural Livestock Watering		AZ Aquatic and Wildlife - Ephemeral Acute		AZ Aquatic and Wildlife - Warm Water Acute		AZ Aquatic and Wildlife - Warm Water Chronic		AZ Full Body Contact		AZ Fish Consumption		AZ Partial Body Contact		Dissolved Results	Total Results	Total Recoverable Results	Field Results	Use Exceeded
		Standard	Fraction	Standard	Fraction	Standard	Fraction	Standard	Fraction	Standard	Fraction	Standard	Fraction	Standard	Fraction					
Metals																				
Thallium	mg/l	---	---	---	---	0.7	DIS	0.15	DIS	0.075	TRC	0.001	TRC	0.075	TRC	<0.00100	---	<0.00100	---	AZ Fish Consumption*
Zinc	mg/l	25	TRC	0.8882	DIS	0.0936	DIS	0.0936	DIS	280	TRC	5.106	TRC	280	TRC	<0.0100	---	<0.0100	---	---

The hardness value used for calculation of hardness-dependent standards is the hardness of the sample itself, not the hardness of a receiving water.
* Detection limit exceeds standard
† Exceedance is considered less than regulatory limit
‡ For comparison only - no analysis exists

Station Name	DC 15.5 C
Sample ID	RESE-1003053
Sample Date	8/13/2012 9:40:00 AM
Basin	Devils Canyon Watershed
Sub-basin	unknown
QC Type	Field duplicates

Surface Water Hydrochemical Data

MONTGOMERY & ASSOCIATES

Parameters and Constituents		Standards														Results				
Name	Units	AZ Agricultural Livestock Watering		AZ Aquatic and Wildlife - Ephemeral Acute		AZ Aquatic and Wildlife - Warm Water Acute		AZ Aquatic and Wildlife - Warm Water Chronic		AZ Full Body Contact		AZ Fish Consumption		AZ Partial Body Contact		Dissolved Results	Total Results	Total Recoverable Results	Field Results	Use Exceeded
		Standard	Fraction	Standard	Fraction	Standard	Fraction	Standard	Fraction	Standard	Fraction	Standard	Fraction	Standard	Fraction					
Field Parameters																				
Dissolved oxygen	mg/l	---	---	---	---	6	---	6	---	---	---	---	---	---	---	---	---	---	4.26	AZ Aquatic and Wildlife - Warm Water Acute† AZ Aquatic and Wildlife - Warm Water Chronic†
pH (Field)	s.u.	6.5 - 9	---	6.5 - 9	---	6.5 - 9	---	6.5 - 9	---	6.5 - 9	---	---	---	6.5 - 9	---	---	---	---	7.10	---
Specific Conductance (Field)	uS/cm	---	---	---	---	---	---	---	---	---	---	---	---	---	---	---	---	---	261.2	---
Temperature (Field)	Deg C	---	---	---	---	---	---	---	---	---	---	---	---	---	---	---	---	---	24.40	---
Turbidity (Field)	NTUs	---	---	---	---	---	---	---	---	---	---	---	---	---	---	---	---	---	87.00	---
Inorganics																				
Alkalinity (as CaCO3)	mg/l	---	---	---	---	---	---	---	---	---	---	---	---	---	---	---	80.2	---	---	---
Bicarbonate (Calculated by M&A)	mg/l	---	---	---	---	---	---	---	---	---	---	---	---	---	---	---	97.8	---	---	---
Bicarbonate Alkalinity (as CaCO3)	mg/l	---	---	---	---	---	---	---	---	---	---	---	---	---	---	---	80.2	---	---	---
Bromide	mg/l	---	---	---	---	---	---	---	---	---	---	---	---	---	---	---	0.250	---	---	---
Carbonate (Calculated by M&A)	mg/l	---	---	---	---	---	---	---	---	---	---	---	---	---	---	---	--	---	---	---
Carbonate Alkalinity (as CaCO3)	mg/l	---	---	---	---	---	---	---	---	---	---	---	---	---	---	---	<1.0	---	---	---
Chloride	mg/l	---	---	---	---	---	---	---	---	---	---	---	---	---	---	---	19.00	---	---	---
Fluoride	mg/l	---	---	---	---	---	---	---	---	140	---	---	---	140	---	---	0.280	---	---	---
Hardness (as CaCO3)	mg/l	---	---	---	---	---	---	---	---	---	---	---	---	---	---	---	---	75.9	---	---
Silica	mg/l	---	---	---	---	---	---	---	---	---	---	---	---	---	---	54.8	---	---	---	---
Sulfate	mg/l	---	---	---	---	---	---	---	---	---	---	---	---	---	---	---	2.78	---	---	---
Lab Parameters																				
Total Dissolved Solids (Laboratory)	mg/l	---	---	---	---	---	---	---	---	---	---	---	---	---	---	---	206	---	---	---
Total Suspended Solids	mg/l	---	---	---	---	---	---	---	---	---	---	---	---	---	---	---	92.0	---	---	---
Metals																				
Aluminum	mg/l	---	---	---	---	---	---	---	---	---	---	---	---	---	---	<0.080	---	---	---	---
Antimony	mg/l	---	---	---	---	0.088	DIS	0.03	DIS	0.747	TRC	0.64	TRC	0.747	TRC	<0.00300	---	<0.00300	---	---
Arsenic	mg/l	0.2	TRC	0.44	DIS	0.34	DIS	0.15	DIS	0.03	TRC	0.08	TRC	0.28	TRC	<0.025	---	0.032	---	AZ Full Body Contact
Barium	mg/l	---	---	---	---	---	---	---	---	98	TRC	---	---	98	TRC	---	---	0.0335	---	---
Beryllium	mg/l	---	---	---	---	---	---	---	---	1.867	TRC	0.084	TRC	1.867	TRC	---	---	<0.00200	---	---
Boron	mg/l	---	---	---	---	---	---	---	---	186.667	TRC	---	---	186.667	TRC	---	---	<0.040	---	---
Cadmium	mg/l	0.05	---	0.017441	DIS	0.006018	DIS	0.000463	DIS	0.7	TRC	0.084	TRC	0.7	TRC	<0.000014	---	<0.002000	---	---
Calcium	mg/l	---	---	---	---	---	---	---	---	---	---	---	---	---	---	---	---	20.10	---	---
Chromium	mg/l	1	---	---	---	---	---	---	---	---	---	---	---	---	---	---	---	<0.0060	---	---
Chromium, Hexavalent‡	mg/l	---	---	0.034	DIS	0.016	DIS	0.011	DIS	2.8	TRC	0.15	TRC	2.8	TRC	---	---	<0.0060	---	---
Chromium, Trivalent‡	mg/l	---	---	1.5252	TRC	0.4546	TRC	0.0591	TRC	1400	TRC	75	TRC	1400	TRC	---	---	<0.0060	---	---
Cobalt	mg/l	---	---	---	---	---	---	---	---	---	---	---	---	---	---	<0.0060	---	---	---	---
Copper	mg/l	0.5	TRC	0.01794	DIS	0.01036	DIS	0.00708	DIS	1.3	TRC	---	---	1.3	TRC	0.00101	---	<0.01000	---	---
Iron	mg/l	---	---	---	---	---	---	1	DIS	---	---	---	---	---	---	0.407	---	---	---	---
Lead	mg/l	0.1	TRC	0.10082	DIS	0.047772	DIS	0.001862	DIS	0.015	TRC	---	---	0.015	TRC	0.000215 j	---	<0.003000	---	---
Magnesium	mg/l	---	---	---	---	---	---	---	---	---	---	---	---	---	---	---	---	6.240	---	---
Manganese	mg/l	---	---	---	---	---	---	---	---	130.667	---	---	---	130.667	---	0.8240	---	1.0200	---	---
Mercury	mg/l	0.01	TRC	0.005	DIS	0.0024	DIS	0.00001	DIS	0.28	TRC	---	---	0.28	TRC	---	<0.00020	---	---	AZ Aquatic and Wildlife - Warm Water Chronic*
Molybdenum	mg/l	---	---	---	---	---	---	---	---	---	---	---	---	---	---	<0.0080	---	---	---	---
Nickel	mg/l	---	---	3.2931	DIS	0.37081	DIS	0.04119	DIS	28	TRC	0.511	TRC	28	TRC	0.00136	---	<0.01000	---	---
Potassium	mg/l	---	---	---	---	---	---	---	---	---	---	---	---	---	---	---	---	8.62	---	---
Selenium	mg/l	0.05	TRC	0.033	TRC	---	---	0.002	TRC	4.667	TRC	0.667	TRC	4.667	TRC	---	---	0.00075 jd	---	---
Silver	mg/l	---	---	0.002002	DIS	0.002002	DIS	---	---	4.667	TRC	8	TRC	4.667	TRC	<0.000100	---	<0.005000	---	---
Sodium	mg/l	---	---	---	---	---	---	---	---	---	---	---	---	---	---	---	---	13.10	---	---

Station Name	DC 15.5 C
Sample ID	RESE-1003053
Sample Date	8/13/2012 9:40:00 AM
Basin	Devils Canyon Watershed
Sub-basin	unknown
QC Type	Field duplicates

Surface Water Hydrochemical Data

MONTGOMERY & ASSOCIATES

Parameters and Constituents		Standards														Results				
Name	Units	AZ Agricultural Livestock Watering		AZ Aquatic and Wildlife - Ephemeral Acute		AZ Aquatic and Wildlife - Warm Water Acute		AZ Aquatic and Wildlife - Warm Water Chronic		AZ Full Body Contact		AZ Fish Consumption		AZ Partial Body Contact		Dissolved Results	Total Results	Total Recoverable Results	Field Results	Use Exceeded
		Standard	Fraction	Standard	Fraction	Standard	Fraction	Standard	Fraction	Standard	Fraction	Standard	Fraction	Standard	Fraction					
Metals																				
Thallium	mg/l	---	---	---	---	0.7	DIS	0.15	DIS	0.075	TRC	0.001	TRC	0.075	TRC	<0.00100	---	<0.00100	---	AZ Fish Consumption*
Zinc	mg/l	25	TRC	0.8803	DIS	0.0928	DIS	0.0928	DIS	280	TRC	5.106	TRC	280	TRC	<0.0100	---	<0.0100	---	---

The hardness value used for calculation of hardness-dependent standards is the hardness of the sample itself, not the hardness of a receiving water.
* Detection limit exceeds standard
† Exceedance is considered less than regulatory limit
‡ For comparison only - no analysis exists

Explanation of Codes

Absent = Analyte not present	ND = Not Detected
ge = Greater than or equal to reported value	Not Applicable = Analyte not applicable
i = Insufficient sample	q = Uncertain value
j = Estimated value	r = Unusable data
j+ = Estimated value, high bias	< = Less than reported detection limit
j- = Estimated value, low bias	> = Greater than reported value
Lost = Sample lost in processing	d = Diluted. Diluted samples are indicated only when value is estimated.
n = Not measured	LD = Laboratory duplicate
na = Not available	SP = Split sample
Present = Analyte was detected	SPD = Split-Duplicate

Station Name	DC 15.2 C
Sample ID	RESE-1001191
Sample Date	2/15/2005 3:40:00 PM
Basin	Devils Canyon Watershed
Sub-basin	unknown
QC Type	Original data

Surface Water Hydrochemical Data

MONTGOMERY & ASSOCIATES

Parameters and Constituents		Standards														Results				
Name	Units	AZ Agricultural Livestock Watering		AZ Aquatic and Wildlife - Ephemeral Acute		AZ Aquatic and Wildlife - Warm Water Acute		AZ Aquatic and Wildlife - Warm Water Chronic		AZ Full Body Contact		AZ Fish Consumption		AZ Partial Body Contact		Dissolved Results	Total Results	Total Recoverable Results	Field Results	Use Exceeded
		Standard	Fraction	Standard	Fraction	Standard	Fraction	Standard	Fraction	Standard	Fraction	Standard	Fraction	Standard	Fraction					
Bacteria																				
E. Coli	MPN/100ml	---	---	---	---	---	---	---	---	235	---	---	---	575	---	---	4.0	---	---	---
Total Coliforms	MPN/100ml	---	---	---	---	---	---	---	---	---	---	---	---	---	---	---	280	---	---	---
Field Parameters																				
Dissolved oxygen	mg/l	---	---	---	---	6	---	6	---	---	---	---	---	---	---	---	---	---	7.75	---
pH (Field)	s.u.	6.5 - 9	---	6.5 - 9	---	6.5 - 9	---	6.5 - 9	---	6.5 - 9	---	---	---	6.5 - 9	---	---	---	---	7.6	---
Specific Conductance (Field)	uS/cm	---	---	---	---	---	---	---	---	---	---	---	---	---	---	---	---	---	64.2	---
Temperature (Field)	Deg C	---	---	---	---	---	---	---	---	---	---	---	---	---	---	---	---	---	10.3	---
Turbidity (Field)	NTUs	---	---	---	---	---	---	---	---	---	---	---	---	---	---	---	---	---	10.13	---
Inorganics																				
Alkalinity (as CaCO3)	mg/l	---	---	---	---	---	---	---	---	---	---	---	---	---	---	---	9.46	---	---	---
Bicarbonate (Calculated by M&A)	mg/l	---	---	---	---	---	---	---	---	---	---	---	---	---	---	---	11.54	---	---	---
Bicarbonate Alkalinity (as CaCO3)	mg/l	---	---	---	---	---	---	---	---	---	---	---	---	---	---	---	9.46	---	---	---
Bromide	mg/l	---	---	---	---	---	---	---	---	---	---	---	---	---	---	---	<0.100	---	---	---
Carbonate (Calculated by M&A)	mg/l	---	---	---	---	---	---	---	---	---	---	---	---	---	---	---	--	---	---	---
Carbonate Alkalinity (as CaCO3)	mg/l	---	---	---	---	---	---	---	---	---	---	---	---	---	---	---	<1.00	---	---	---
Chloride	mg/l	---	---	---	---	---	---	---	---	---	---	---	---	---	---	---	3.45	---	---	---
Fluoride	mg/l	---	---	---	---	---	---	---	---	140	---	---	---	140	---	---	0.103	---	---	---
Hardness (as CaCO3)	mg/l	---	---	---	---	---	---	---	---	---	---	---	---	---	---	---	20.7	---	---	---
Nitrate as N	mg/l	---	---	---	---	---	---	---	---	3733.33	---	---	---	3733.33	---	---	0.39	---	---	---
Nitrate+Nitrite as N	mg/l	---	---	---	---	---	---	---	---	---	---	---	---	---	---	---	0.39	---	---	---
Nitrate+Nitrite as N (calculated by M&A)	mg/l	---	---	---	---	---	---	---	---	3733.33	---	---	---	3733.33	---	---	0.39	---	---	---
Nitrite as N	mg/l	---	---	---	---	---	---	---	---	233.33	---	---	---	233.33	---	---	<0.10	---	---	---
Ortho-Phosphate	mg/l	---	---	---	---	---	---	---	---	---	---	---	---	---	---	---	<0.50	---	---	---
Silica	mg/l	---	---	---	---	---	---	---	---	---	---	---	---	---	---	---	23.3	---	---	---
Sulfate	mg/l	---	---	---	---	---	---	---	---	---	---	---	---	---	---	---	11.0	---	---	---
Sulfide	mg/l	---	---	---	---	---	---	---	---	---	---	---	---	---	---	---	<1.00	---	---	---
Lab Parameters																				
Color	Color Units	---	---	---	---	---	---	---	---	---	---	---	---	---	---	---	46	---	---	---
Total Dissolved Solids (Laboratory)	mg/l	---	---	---	---	---	---	---	---	---	---	---	---	---	---	---	73.0	---	---	---
Total Suspended Solids	mg/l	---	---	---	---	---	---	---	---	---	---	---	---	---	---	---	<5.00	---	---	---
Metals																				
Aluminum	mg/l	---	---	---	---	---	---	---	---	---	---	---	---	---	---	---	0.714	---	---	---
Antimony	mg/l	---	---	---	---	0.088	DIS	0.03	DIS	0.747	TRC	0.64	TRC	0.747	TRC	<0.00300	<0.00300	<0.00300	---	---
Arsenic	mg/l	0.2	TRC	0.44	DIS	0.34	DIS	0.15	DIS	0.03	TRC	0.08	TRC	0.28	TRC	<0.00300	<0.00300	0.00320	---	---
Barium	mg/l	---	---	---	---	---	---	---	---	98	TRC	---	---	98	TRC	0.0126	---	---	---	---
Beryllium	mg/l	---	---	---	---	---	---	---	---	1.867	TRC	0.084	TRC	1.867	TRC	<0.00200	<0.00200	<0.00200	---	---
Boron	mg/l	---	---	---	---	---	---	---	---	186.667	TRC	---	---	186.667	TRC	---	<0.0400	---	---	---
Cadmium	mg/l	0.05	---	0.00492	DIS	0.0017	DIS	0.00019	DIS	0.7	TRC	0.084	TRC	0.7	TRC	<0.00020	<0.00020	<0.00020	---	AZ Aquatic and Wildlife - Warm Water Chronic*
Calcium	mg/l	---	---	---	---	---	---	---	---	---	---	---	---	---	---	---	5.87	---	---	---
Chromium	mg/l	1	---	---	---	---	---	---	---	---	---	---	---	---	---	<0.00600	---	<0.00600	---	---
Chromium, Hexavalent‡	mg/l	---	---	0.034	DIS	0.016	DIS	0.011	DIS	2.8	TRC	0.15	TRC	2.8	TRC	<0.00600	---	<0.00600	---	---
Chromium, Trivalent‡	mg/l	---	---	0.52624	TRC	0.15685	TRC	0.0204	TRC	1400	TRC	75	TRC	1400	TRC	<0.00600	---	<0.00600	---	---
Cobalt	mg/l	---	---	---	---	---	---	---	---	---	---	---	---	---	---	---	<0.00600	---	---	---
Copper	mg/l	0.5	TRC	0.0053	DIS	0.003	DIS	0.0023	DIS	1.3	TRC	---	---	1.3	TRC	0.0150	0.0170	0.0160	---	AZ Aquatic and Wildlife - Ephemeral Acute AZ Aquatic and Wildlife - Warm Water Acute AZ Aquatic and Wildlife - Warm Water Chronic

Station Name	DC 15.2 C
Sample ID	RESE-1001191
Sample Date	2/15/2005 3:40:00 PM
Basin	Devils Canyon Watershed
Sub-basin	unknown
QC Type	Original data

Surface Water Hydrochemical Data

MONTGOMERY & ASSOCIATES

Parameters and Constituents		Standards														Results				
Name	Units	AZ Agricultural Livestock Watering		AZ Aquatic and Wildlife - Ephemeral Acute		AZ Aquatic and Wildlife - Warm Water Acute		AZ Aquatic and Wildlife - Warm Water Chronic		AZ Full Body Contact		AZ Fish Consumption		AZ Partial Body Contact		Dissolved Results	Total Results	Total Recoverable Results	Field Results	Use Exceeded
		Standard	Fraction	Standard	Fraction	Standard	Fraction	Standard	Fraction	Standard	Fraction	Standard	Fraction	Standard	Fraction					
Metals																				
Iron	mg/l	---	---	---	---	---	---	1	DIS	---	---	---	---	---	---	---	0.3760	---	---	---
Lead	mg/l	0.1	TRC	0.02368	DIS	0.01122	DIS	0.00044	DIS	0.015	TRC	---	---	0.015	TRC	<0.00300	<0.00300	<0.00300	---	AZ Aquatic and Wildlife - Warm Water Chronic*
Magnesium	mg/l	---	---	---	---	---	---	---	---	---	---	---	---	---	---	---	1.47	---	---	---
Manganese	mg/l	---	---	---	---	---	---	---	---	130.667	---	---	---	130.667	---	---	---	0.0105	---	---
Mercury	mg/l	0.01	TRC	0.005	DIS	0.0024	DIS	0.00001	DIS	0.28	TRC	---	---	0.28	TRC	<0.00020	<0.00020	---	---	AZ Aquatic and Wildlife - Warm Water Chronic*
Molybdenum	mg/l	---	---	---	---	---	---	---	---	---	---	---	---	---	---	---	<0.00800	---	---	---
Nickel	mg/l	---	---	1.0971	DIS	0.1235	DIS	0.0137	DIS	28	TRC	0.511	TRC	28	TRC	<0.0100	---	<0.0100	---	---
Potassium	mg/l	---	---	---	---	---	---	---	---	---	---	---	---	---	---	---	1.86	---	---	---
Selenium	mg/l	0.05	TRC	0.033	TRC	---	---	0.002	TRC	4.667	TRC	0.667	TRC	4.667	TRC	---	<0.00300	<0.00300	---	AZ Aquatic and Wildlife - Warm Water Chronic*
Silver	mg/l	---	---	0.00021	DIS	0.00021	DIS	---	---	4.667	TRC	8	TRC	4.667	TRC	<0.00010	<0.00010	<0.00010	---	---
Sodium	mg/l	---	---	---	---	---	---	---	---	---	---	---	---	---	---	---	4.12	---	---	---
Thallium	mg/l	---	---	---	---	0.7	DIS	0.15	DIS	0.075	TRC	0.001	TRC	0.075	TRC	<0.00200	<0.00200	---	---	AZ Fish Consumption*
Zinc	mg/l	25	TRC	0.2928	DIS	0.0309	DIS	0.0309	DIS	280	TRC	5.106	TRC	280	TRC	<0.0100	<0.0100	<0.0100	---	---
Other																				
Anions (Laboratory)	meq/l	---	---	---	---	---	---	---	---	---	---	---	---	---	---	---	0.530	---	---	---
Cations (Laboratory)	meq/l	---	---	---	---	---	---	---	---	---	---	---	---	---	---	---	0.730	---	---	---
Ion Balance (Laboratory)	%	---	---	---	---	---	---	---	---	---	---	---	---	---	---	---	15.90	---	---	---
Total Dissolved Solids (Calc by Lab)	mg/l	---	---	---	---	---	---	---	---	---	---	---	---	---	---	---	64.2	---	---	---

The hardness value used for calculation of hardness-dependent standards is the hardness of the sample itself, not the hardness of a receiving water.
* Detection limit exceeds standard
‡ For comparison only - no analysis exists

Station Name	DC 15.2 C
Sample ID	RESE-1001210
Sample Date	5/9/2005 3:50:00 PM
Basin	Devils Canyon Watershed
Sub-basin	unknown
QC Type	Original data

Surface Water Hydrochemical Data

MONTGOMERY & ASSOCIATES

Parameters and Constituents		Standards														Results				
Name	Units	AZ Agricultural Livestock Watering		AZ Aquatic and Wildlife - Ephemeral Acute		AZ Aquatic and Wildlife - Warm Water Acute		AZ Aquatic and Wildlife - Warm Water Chronic		AZ Full Body Contact		AZ Fish Consumption		AZ Partial Body Contact		Dissolved Results	Total Results	Total Recoverable Results	Field Results	Use Exceeded
		Standard	Fraction	Standard	Fraction	Standard	Fraction	Standard	Fraction	Standard	Fraction	Standard	Fraction	Standard	Fraction					
Bacteria																				
E. Coli	MPN/100ml	---	---	---	---	---	---	---	---	235	---	---	---	575	---	---	<2.0	---	---	---
Total Coliforms	MPN/100ml	---	---	---	---	---	---	---	---	---	---	---	---	---	---	---	13	---	---	---
Field Parameters																				
Dissolved oxygen	mg/l	---	---	---	---	6	---	6	---	---	---	---	---	---	---	---	---	---	6.59	---
Flow Rate	gallons/minute	---	---	---	---	---	---	---	---	---	---	---	---	---	---	---	---	---	7.0	---
pH (Field)	s.u.	6.5 - 9	---	6.5 - 9	---	6.5 - 9	---	6.5 - 9	---	6.5 - 9	---	---	---	6.5 - 9	---	---	---	---	7.1	---
Specific Conductance (Field)	uS/cm	---	---	---	---	---	---	---	---	---	---	---	---	---	---	---	---	---	214.1	---
Temperature (Field)	Deg C	---	---	---	---	---	---	---	---	---	---	---	---	---	---	---	---	---	20.5	---
Turbidity (Field)	NTUs	---	---	---	---	---	---	---	---	---	---	---	---	---	---	---	---	---	0.68	---
Inorganics																				
Alkalinity (as CaCO3)	mg/l	---	---	---	---	---	---	---	---	---	---	---	---	---	---	---	22.80	---	---	---
Bicarbonate (Calculated by M&A)	mg/l	---	---	---	---	---	---	---	---	---	---	---	---	---	---	---	27.82	---	---	---
Bicarbonate Alkalinity (as CaCO3)	mg/l	---	---	---	---	---	---	---	---	---	---	---	---	---	---	---	22.80	---	---	---
Bromide	mg/l	---	---	---	---	---	---	---	---	---	---	---	---	---	---	---	0.121	---	---	---
Carbonate (Calculated by M&A)	mg/l	---	---	---	---	---	---	---	---	---	---	---	---	---	---	---	--	---	---	---
Carbonate Alkalinity (as CaCO3)	mg/l	---	---	---	---	---	---	---	---	---	---	---	---	---	---	---	<1.00	---	---	---
Chloride	mg/l	---	---	---	---	---	---	---	---	---	---	---	---	---	---	---	20.20	---	---	---
Fluoride	mg/l	---	---	---	---	---	---	---	---	140	---	---	---	140	---	---	<0.100	---	---	---
Hardness (as CaCO3)	mg/l	---	---	---	---	---	---	---	---	---	---	---	---	---	---	---	74.2	---	---	---
Nitrate as N	mg/l	---	---	---	---	---	---	---	---	3733.33	---	---	---	3733.33	---	---	<0.10	---	---	---
Nitrate+Nitrite as N	mg/l	---	---	---	---	---	---	---	---	---	---	---	---	---	---	---	<0.20	---	---	---
Nitrate+Nitrite as N (calculated by M&A)	mg/l	---	---	---	---	---	---	---	---	3733.33	---	---	---	3733.33	---	---	--	---	---	---
Nitrite as N	mg/l	---	---	---	---	---	---	---	---	233.33	---	---	---	233.33	---	---	<0.10	---	---	---
Ortho-Phosphate	mg/l	---	---	---	---	---	---	---	---	---	---	---	---	---	---	---	<0.50	---	---	---
Silica	mg/l	---	---	---	---	---	---	---	---	---	---	---	---	---	---	---	31.0	---	---	---
Sulfate	mg/l	---	---	---	---	---	---	---	---	---	---	---	---	---	---	---	47.8	---	---	---
Sulfide	mg/l	---	---	---	---	---	---	---	---	---	---	---	---	---	---	---	<1.00	---	---	---
Lab Parameters																				
Color	Color Units	---	---	---	---	---	---	---	---	---	---	---	---	---	---	---	10	---	---	---
Total Dissolved Solids (Laboratory)	mg/l	---	---	---	---	---	---	---	---	---	---	---	---	---	---	---	146.0	---	---	---
Total Suspended Solids	mg/l	---	---	---	---	---	---	---	---	---	---	---	---	---	---	---	<5.00	---	---	---
Metals																				
Aluminum	mg/l	---	---	---	---	---	---	---	---	---	---	---	---	---	---	---	0.044	---	---	---
Antimony	mg/l	---	---	---	---	0.088	DIS	0.03	DIS	0.747	TRC	0.64	TRC	0.747	TRC	<0.00300	<0.00300	<0.00300	---	---
Arsenic	mg/l	0.2	TRC	0.44	DIS	0.34	DIS	0.15	DIS	0.03	TRC	0.08	TRC	0.28	TRC	<0.00300	<0.00300	<0.00300	---	---
Barium	mg/l	---	---	---	---	---	---	---	---	98	TRC	---	---	98	TRC	0.0248	---	---	---	---
Beryllium	mg/l	---	---	---	---	---	---	---	---	1.867	TRC	0.084	TRC	1.867	TRC	<0.00200	<0.00200	<0.00200	---	---
Boron	mg/l	---	---	---	---	---	---	---	---	186.667	TRC	---	---	186.667	TRC	---	<0.0400	---	---	---
Cadmium	mg/l	0.05	---	0.01706	DIS	0.00589	DIS	0.00046	DIS	0.7	TRC	0.084	TRC	0.7	TRC	<0.00020	<0.00020	<0.00020	---	---
Calcium	mg/l	---	---	---	---	---	---	---	---	---	---	---	---	---	---	---	20.60	---	---	---
Chromium	mg/l	1	---	---	---	---	---	---	---	---	---	---	---	---	---	<0.00600	---	<0.00600	---	---
Chromium, Hexavalent‡	mg/l	---	---	0.034	DIS	0.016	DIS	0.011	DIS	2.8	TRC	0.15	TRC	2.8	TRC	<0.00600	---	<0.00600	---	---
Chromium, Trivalent‡	mg/l	---	---	1.49716	TRC	0.44623	TRC	0.05804	TRC	1400	TRC	75	TRC	1400	TRC	<0.00600	---	<0.00600	---	---
Cobalt	mg/l	---	---	---	---	---	---	---	---	---	---	---	---	---	---	---	<0.00600	---	---	---
Copper	mg/l	0.5	TRC	0.0176	DIS	0.0101	DIS	0.0069	DIS	1.3	TRC	---	---	1.3	TRC	<0.0100	<0.0100	<0.0100	---	AZ Aquatic and Wildlife - Warm Water Chronic*
Iron	mg/l	---	---	---	---	---	---	1	DIS	---	---	---	---	---	---	---	<0.0600	---	---	---

Station Name	DC 15.2 C
Sample ID	RESE-1001210
Sample Date	5/9/2005 3:50:00 PM
Basin	Devils Canyon Watershed
Sub-basin	unknown
QC Type	Original data

Surface Water Hydrochemical Data

MONTGOMERY & ASSOCIATES

Parameters and Constituents		Standards														Results				
Name	Units	AZ Agricultural Livestock Watering		AZ Aquatic and Wildlife - Ephemeral Acute		AZ Aquatic and Wildlife - Warm Water Acute		AZ Aquatic and Wildlife - Warm Water Chronic		AZ Full Body Contact		AZ Fish Consumption		AZ Partial Body Contact		Dissolved Results	Total Results	Total Recoverable Results	Field Results	Use Exceeded
		Standard	Fraction	Standard	Fraction	Standard	Fraction	Standard	Fraction	Standard	Fraction	Standard	Fraction	Standard	Fraction					
Metals																				
Lead	mg/l	0.1	TRC	0.09834	DIS	0.0466	DIS	0.00182	DIS	0.015	TRC	---	---	0.015	TRC	<0.00300	<0.00300	<0.00300	---	AZ Aquatic and Wildlife - Warm Water Chronic*
Magnesium	mg/l	---	---	---	---	---	---	---	---	---	---	---	---	---	---	---	5.51	---	---	---
Manganese	mg/l	---	---	---	---	---	---	---	---	130.667	---	---	---	130.667	---	---	---	0.0059	---	---
Mercury	mg/l	0.01	TRC	0.005	DIS	0.0024	DIS	0.00001	DIS	0.28	TRC	---	---	0.28	TRC	<0.00020	<0.00020	---	---	AZ Aquatic and Wildlife - Warm Water Chronic*
Molybdenum	mg/l	---	---	---	---	---	---	---	---	---	---	---	---	---	---	---	<0.00800	---	---	---
Nickel	mg/l	---	---	3.2306	DIS	0.3638	DIS	0.0404	DIS	28	TRC	0.511	TRC	28	TRC	<0.0100	---	<0.0100	---	---
Potassium	mg/l	---	---	---	---	---	---	---	---	---	---	---	---	---	---	---	2.93	---	---	---
Selenium	mg/l	0.05	TRC	0.033	TRC	---	---	0.002	TRC	4.667	TRC	0.667	TRC	4.667	TRC	---	<0.00300	<0.00300	---	AZ Aquatic and Wildlife - Warm Water Chronic*
Silver	mg/l	---	---	0.00193	DIS	0.00193	DIS	---	---	4.667	TRC	8	TRC	4.667	TRC	<0.00010	<0.00010	<0.00010	---	---
Sodium	mg/l	---	---	---	---	---	---	---	---	---	---	---	---	---	---	---	10.90	---	---	---
Thallium	mg/l	---	---	---	---	0.7	DIS	0.15	DIS	0.075	TRC	0.001	TRC	0.075	TRC	<0.00200	<0.00200	---	---	AZ Fish Consumption*
Zinc	mg/l	25	TRC	0.8636	DIS	0.091	DIS	0.091	DIS	280	TRC	5.106	TRC	280	TRC	<0.0100	<0.0100	<0.0100	---	---
Other																				
Anions (Laboratory)	meq/l	---	---	---	---	---	---	---	---	---	---	---	---	---	---	---	2.030	---	---	---
Cations (Laboratory)	meq/l	---	---	---	---	---	---	---	---	---	---	---	---	---	---	---	2.020	---	---	---
Ion Balance (Laboratory)	%	---	---	---	---	---	---	---	---	---	---	---	---	---	---	---	-0.30	---	---	---
Total Dissolved Solids (Calc by Lab)	mg/l	---	---	---	---	---	---	---	---	---	---	---	---	---	---	---	161.0	---	---	---

The hardness value used for calculation of hardness-dependent standards is the hardness of the sample itself, not the hardness of a receiving water.
* Detection limit exceeds standard
‡ For comparison only - no analysis exists

Station Name	DC 15.2 C
Sample ID	RESE-1001226
Sample Date	8/10/2005 12:30:00 PM
Basin	Devils Canyon Watershed
Sub-basin	unknown
QC Type	Original data

Surface Water Hydrochemical Data

MONTGOMERY & ASSOCIATES

Parameters and Constituents		Standards														Results				
Name	Units	AZ Agricultural Livestock Watering		AZ Aquatic and Wildlife - Ephemeral Acute		AZ Aquatic and Wildlife - Warm Water Acute		AZ Aquatic and Wildlife - Warm Water Chronic		AZ Full Body Contact		AZ Fish Consumption		AZ Partial Body Contact		Dissolved Results	Total Results	Total Recoverable Results	Field Results	Use Exceeded
		Standard	Fraction	Standard	Fraction	Standard	Fraction	Standard	Fraction	Standard	Fraction	Standard	Fraction	Standard	Fraction					
Bacteria																				
E. Coli	MPN/100ml	---	---	---	---	---	---	---	---	235	---	---	---	575	---	---	14.0	---	---	---
Total Coliforms	MPN/100ml	---	---	---	---	---	---	---	---	---	---	---	---	---	---	---	1600 ge	---	---	---
Field Parameters																				
Dissolved oxygen	mg/l	---	---	---	---	6	---	6	---	---	---	---	---	---	---	---	---	---	4.39	AZ Aquatic and Wildlife - Warm Water Acute† AZ Aquatic and Wildlife - Warm Water Chronic†
Flow Rate	gallons/minute	---	---	---	---	---	---	---	---	---	---	---	---	---	---	---	---	---	0.0	---
pH (Field)	s.u.	6.5 - 9	---	6.5 - 9	---	6.5 - 9	---	6.5 - 9	---	6.5 - 9	---	---	---	6.5 - 9	---	---	---	---	6.3	AZ Agricultural Livestock Watering AZ Aquatic and Wildlife - Ephemeral Acute AZ Aquatic and Wildlife - Warm Water Acute AZ Aquatic and Wildlife - Warm Water Chronic AZ Full Body Contact AZ Partial Body Contact
Specific Conductance (Field)	uS/cm	---	---	---	---	---	---	---	---	---	---	---	---	---	---	---	---	---	234.9	---
Temperature (Field)	Deg C	---	---	---	---	---	---	---	---	---	---	---	---	---	---	---	---	---	24.3	---
Turbidity (Field)	NTUs	---	---	---	---	---	---	---	---	---	---	---	---	---	---	---	---	---	8.23	---
Inorganics																				
Alkalinity (as CaCO3)	mg/l	---	---	---	---	---	---	---	---	---	---	---	---	---	---	---	11.00	---	---	---
Bicarbonate (Calculated by M&A)	mg/l	---	---	---	---	---	---	---	---	---	---	---	---	---	---	---	13.42	---	---	---
Bicarbonate Alkalinity (as CaCO3)	mg/l	---	---	---	---	---	---	---	---	---	---	---	---	---	---	---	11.00	---	---	---
Bromide	mg/l	---	---	---	---	---	---	---	---	---	---	---	---	---	---	---	0.130	---	---	---
Carbonate (Calculated by M&A)	mg/l	---	---	---	---	---	---	---	---	---	---	---	---	---	---	---	--	---	---	---
Carbonate Alkalinity (as CaCO3)	mg/l	---	---	---	---	---	---	---	---	---	---	---	---	---	---	---	<1.00	---	---	---
Chloride	mg/l	---	---	---	---	---	---	---	---	---	---	---	---	---	---	---	14.50	---	---	---
Fluoride	mg/l	---	---	---	---	---	---	---	---	140	---	---	---	140	---	---	<0.100	---	---	---
Hardness (as CaCO3)	mg/l	---	---	---	---	---	---	---	---	---	---	---	---	---	---	---	76.8	---	---	---
Nitrate as N	mg/l	---	---	---	---	---	---	---	---	3733.33	---	---	---	3733.33	---	---	2.50	---	---	---
Nitrate+Nitrite as N	mg/l	---	---	---	---	---	---	---	---	---	---	---	---	---	---	---	2.50	---	---	---
Nitrate+Nitrite as N (calculated by M&A)	mg/l	---	---	---	---	---	---	---	---	3733.33	---	---	---	3733.33	---	---	2.50	---	---	---
Nitrite as N	mg/l	---	---	---	---	---	---	---	---	233.33	---	---	---	233.33	---	---	<0.10	---	---	---
Ortho-Phosphate	mg/l	---	---	---	---	---	---	---	---	---	---	---	---	---	---	---	<0.50	---	---	---
Silica	mg/l	---	---	---	---	---	---	---	---	---	---	---	---	---	---	---	28.9 j	---	---	---
Sulfate	mg/l	---	---	---	---	---	---	---	---	---	---	---	---	---	---	---	58.0	---	---	---
Sulfide	mg/l	---	---	---	---	---	---	---	---	---	---	---	---	---	---	---	<1.00	---	---	---
Lab Parameters																				
Color	Color Units	---	---	---	---	---	---	---	---	---	---	---	---	---	---	---	28	---	---	---
Total Dissolved Solids (Laboratory)	mg/l	---	---	---	---	---	---	---	---	---	---	---	---	---	---	---	156.0	---	---	---
Total Suspended Solids	mg/l	---	---	---	---	---	---	---	---	---	---	---	---	---	---	---	<5.00	---	---	---
Metals																				
Aluminum	mg/l	---	---	---	---	---	---	---	---	---	---	---	---	---	---	---	0.533	---	---	---
Antimony	mg/l	---	---	---	---	0.088	DIS	0.03	DIS	0.747	TRC	0.64	TRC	0.747	TRC	<0.00300	<0.00300	<0.00300	---	---
Arsenic	mg/l	0.2	TRC	0.44	DIS	0.34	DIS	0.15	DIS	0.03	TRC	0.08	TRC	0.28	TRC	<0.00300	0.00370	<0.00300	---	---
Barium	mg/l	---	---	---	---	---	---	---	---	98	TRC	---	---	98	TRC	0.0539	---	---	---	---
Beryllium	mg/l	---	---	---	---	---	---	---	---	1.867	TRC	0.084	TRC	1.867	TRC	<0.00200	<0.00200	<0.00200	---	---
Boron	mg/l	---	---	---	---	---	---	---	---	186.667	TRC	---	---	186.667	TRC	---	<0.0400	---	---	---
Cadmium	mg/l	0.05	---	0.01764	DIS	0.00609	DIS	0.00047	DIS	0.7	TRC	0.084	TRC	0.7	TRC	<0.00020	0.00200 j	<0.00020	---	---
Calcium	mg/l	---	---	---	---	---	---	---	---	---	---	---	---	---	---	---	21.30	---	---	---

Station Name	DC 15.2 C
Sample ID	RESE-1001226
Sample Date	8/10/2005 12:30:00 PM
Basin	Devils Canyon Watershed
Sub-basin	unknown
QC Type	Original data

Surface Water Hydrochemical Data

MONTGOMERY & ASSOCIATES

Parameters and Constituents		Standards														Results				
Name	Units	AZ Agricultural Livestock Watering		AZ Aquatic and Wildlife - Ephemeral Acute		AZ Aquatic and Wildlife - Warm Water Acute		AZ Aquatic and Wildlife - Warm Water Chronic		AZ Full Body Contact		AZ Fish Consumption		AZ Partial Body Contact		Dissolved Results	Total Results	Total Recoverable Results	Field Results	Use Exceeded
		Standard	Fraction	Standard	Fraction	Standard	Fraction	Standard	Fraction	Standard	Fraction	Standard	Fraction	Standard	Fraction					
Metals																				
Chromium	mg/l	1	---	---	---	---	---	---	---	---	---	---	---	---	---	<0.00600	---	<0.00600	---	---
Chromium, Hexavalent‡	mg/l	---	---	0.034	DIS	0.016	DIS	0.011	DIS	2.8	TRC	0.15	TRC	2.8	TRC	<0.00600	---	<0.00600	---	---
Chromium, Trivalent‡	mg/l	---	---	1.53999	TRC	0.45899	TRC	0.05971	TRC	1400	TRC	75	TRC	1400	TRC	<0.00600	---	<0.00600	---	---
Cobalt	mg/l	---	---	---	---	---	---	---	---	---	---	---	---	---	---	---	<0.00600	---	---	---
Copper	mg/l	0.5	TRC	0.0181	DIS	0.0105	DIS	0.0071	DIS	1.3	TRC	---	---	1.3	TRC	<0.0100	<0.0110	<0.0100	---	AZ Aquatic and Wildlife - Warm Water Chronic*
Iron	mg/l	---	---	---	---	---	---	1	DIS	---	---	---	---	---	---	---	0.4660	---	---	---
Lead	mg/l	0.1	TRC	0.10213	DIS	0.04839	DIS	0.00189	DIS	0.015	TRC	---	---	0.015	TRC	<0.00300	<0.00300	<0.00300	---	AZ Aquatic and Wildlife - Warm Water Chronic*
Magnesium	mg/l	---	---	---	---	---	---	---	---	---	---	---	---	---	---	---	5.74	---	---	---
Manganese	mg/l	---	---	---	---	---	---	---	---	130.667	---	---	---	130.667	---	---	---	0.1030	---	---
Mercury	mg/l	0.01	TRC	0.005	DIS	0.0024	DIS	0.00001	DIS	0.28	TRC	---	---	0.28	TRC	<0.00020	<0.00020	---	---	AZ Aquatic and Wildlife - Warm Water Chronic*
Molybdenum	mg/l	---	---	---	---	---	---	---	---	---	---	---	---	---	---	---	<0.00830	---	---	---
Nickel	mg/l	---	---	3.3261	DIS	0.3745	DIS	0.0416	DIS	28	TRC	0.511	TRC	28	TRC	<0.0100	---	<0.0100	---	---
Potassium	mg/l	---	---	---	---	---	---	---	---	---	---	---	---	---	---	---	4.11	---	---	---
Selenium	mg/l	0.05	TRC	0.033	TRC	---	---	0.002	TRC	4.667	TRC	0.667	TRC	4.667	TRC	---	<0.00300	<0.00300	---	AZ Aquatic and Wildlife - Warm Water Chronic*
Silver	mg/l	---	---	0.00204	DIS	0.00204	DIS	---	---	4.667	TRC	8	TRC	4.667	TRC	<0.00010	<0.00010	<0.00010	---	---
Sodium	mg/l	---	---	---	---	---	---	---	---	---	---	---	---	---	---	---	9.93	---	---	---
Thallium	mg/l	---	---	---	---	0.7	DIS	0.15	DIS	0.075	TRC	0.001	TRC	0.075	TRC	<0.00200	<0.00200	---	---	AZ Fish Consumption*
Zinc	mg/l	25	TRC	0.8891	DIS	0.0937	DIS	0.0937	DIS	280	TRC	5.106	TRC	280	TRC	0.0100	0.0160	0.0160	---	---
Other																				
Anions (Laboratory)	meq/l	---	---	---	---	---	---	---	---	---	---	---	---	---	---	---	1.840	---	---	---
Cations (Laboratory)	meq/l	---	---	---	---	---	---	---	---	---	---	---	---	---	---	---	2.150	---	---	---
Ion Balance (Laboratory)	%	---	---	---	---	---	---	---	---	---	---	---	---	---	---	---	7.77	---	---	---
Total Dissolved Solids (Calc by Lab)	mg/l	---	---	---	---	---	---	---	---	---	---	---	---	---	---	---	158.0	---	---	---

The hardness value used for calculation of hardness-dependent standards is the hardness of the sample itself, not the hardness of a receiving water.
* Detection limit exceeds standard
† Exceedance is considered less than regulatory limit
‡ For comparison only - no analysis exists

Explanation of Codes

Absent = Analyte not present	ND = Not Detected
ge = Greater than or equal to reported value	Not Applicable = Analyte not applicable
i = Insufficient sample	q = Uncertain value
j = Estimated value	r = Unusable data
j+ = Estimated value, high bias	< = Less than reported detection limit
j- = Estimated value, low bias	> = Greater than reported value
Lost = Sample lost in processing	d = Diluted. Diluted samples are indicated only when value is estimated.
n = Not measured	LD = Laboratory duplicate
na = Not available	SP = Split sample
Present = Analyte was detected	SPD = Split-Duplicate

Station Name	DC 14.7 C
Sample ID	RESE-1001069
Sample Date	3/5/2004
Basin	Devils Canyon Watershed
Sub-basin	unknown
QC Type	Original data

Surface Water Hydrochemical Data

MONTGOMERY & ASSOCIATES

Parameters and Constituents		Standards														Results				
Name	Units	AZ Agricultural Livestock Watering		AZ Aquatic and Wildlife - Ephemeral Acute		AZ Aquatic and Wildlife - Warm Water Acute		AZ Aquatic and Wildlife - Warm Water Chronic		AZ Full Body Contact		AZ Fish Consumption		AZ Partial Body Contact		Dissolved Results	Total Results	Total Recoverable Results	Field Results	Use Exceeded
		Standard	Fraction	Standard	Fraction	Standard	Fraction	Standard	Fraction	Standard	Fraction	Standard	Fraction	Standard	Fraction					
Bacteria																				
E. Coli	MPN/100ml	---	---	---	---	---	---	---	---	235	---	---	---	575	---	---	50	---	---	---
Total Coliforms	MPN/100ml	---	---	---	---	---	---	---	---	---	---	---	---	---	---	---	1600	---	---	---
Field Parameters																				
Dissolved oxygen	mg/l	---	---	---	---	6	---	6	---	---	---	---	---	---	---	---	---	---	11.50	---
Flow Rate	gallons/minute	---	---	---	---	---	---	---	---	---	---	---	---	---	---	---	---	---	>1000.00	---
pH (Field)	s.u.	6.5 - 9	---	6.5 - 9	---	6.5 - 9	---	6.5 - 9	---	6.5 - 9	---	---	---	6.5 - 9	---	---	---	---	6.80	---
Specific Conductance (Field)	uS/cm	---	---	---	---	---	---	---	---	---	---	---	---	---	---	---	---	---	48.4	---
Temperature (Field)	Deg C	---	---	---	---	---	---	---	---	---	---	---	---	---	---	---	---	---	4.2	---
Turbidity (Field)	NTUs	---	---	---	---	---	---	---	---	---	---	---	---	---	---	---	---	---	22.21	---
Inorganics																				
Alkalinity (as CaCO3)	mg/l	---	---	---	---	---	---	---	---	---	---	---	---	---	---	---	5.8	---	---	---
Bicarbonate (Calculated by M&A)	mg/l	---	---	---	---	---	---	---	---	---	---	---	---	---	---	---	7.1	---	---	---
Bicarbonate Alkalinity (as CaCO3)	mg/l	---	---	---	---	---	---	---	---	---	---	---	---	---	---	---	5.8	---	---	---
Bromide	mg/l	---	---	---	---	---	---	---	---	---	---	---	---	---	---	---	<0.100	---	---	---
Carbonate (Calculated by M&A)	mg/l	---	---	---	---	---	---	---	---	---	---	---	---	---	---	---	--	---	---	---
Carbonate Alkalinity (as CaCO3)	mg/l	---	---	---	---	---	---	---	---	---	---	---	---	---	---	---	<1.0	---	---	---
Chloride	mg/l	---	---	---	---	---	---	---	---	---	---	---	---	---	---	---	1.90	---	---	---
Fluoride	mg/l	---	---	---	---	---	---	---	---	140	---	---	---	140	---	---	<0.100	---	---	---
Hardness (as CaCO3)	mg/l	---	---	---	---	---	---	---	---	---	---	---	---	---	---	---	20.5	---	---	---
Nitrate as N	mg/l	---	---	---	---	---	---	---	---	3733.33	---	---	---	3733.33	---	---	0.44	---	---	---
Nitrate+Nitrite as N	mg/l	---	---	---	---	---	---	---	---	---	---	---	---	---	---	---	0.44	---	---	---
Nitrate+Nitrite as N (calculated by M&A)	mg/l	---	---	---	---	---	---	---	---	3733.33	---	---	---	3733.33	---	---	0.44	---	---	---
Nitrite as N	mg/l	---	---	---	---	---	---	---	---	233.33	---	---	---	233.33	---	---	<0.10	---	---	---
Ortho-Phosphate	mg/l	---	---	---	---	---	---	---	---	---	---	---	---	---	---	---	<0.50	---	---	---
Silica	mg/l	---	---	---	---	---	---	---	---	---	---	---	---	---	---	---	26.3	---	---	---
Sulfate	mg/l	---	---	---	---	---	---	---	---	---	---	---	---	---	---	---	7.85	---	---	---
Sulfide	mg/l	---	---	---	---	---	---	---	---	---	---	---	---	---	---	---	<1.0	---	---	---
Lab Parameters																				
Color	Color Units	---	---	---	---	---	---	---	---	---	---	---	---	---	---	---	69	---	---	---
Total Dissolved Solids (Laboratory)	mg/l	---	---	---	---	---	---	---	---	---	---	---	---	---	---	---	35	---	---	---
Total Suspended Solids	mg/l	---	---	---	---	---	---	---	---	---	---	---	---	---	---	---	54.0	---	---	---
Metals																				
Aluminum	mg/l	---	---	---	---	---	---	---	---	---	---	---	---	---	---	---	2.530	---	---	---
Antimony	mg/l	---	---	---	---	0.088	DIS	0.03	DIS	0.747	TRC	0.64	TRC	0.747	TRC	<0.00300	<0.00300	<0.00300	---	---
Arsenic	mg/l	0.2	TRC	0.44	DIS	0.34	DIS	0.15	DIS	0.03	TRC	0.08	TRC	0.28	TRC	<0.0060	0.0050	0.0050	---	---
Barium	mg/l	---	---	---	---	---	---	---	---	98	TRC	---	---	98	TRC	0.0172	---	---	---	---
Beryllium	mg/l	---	---	---	---	---	---	---	---	1.867	TRC	0.084	TRC	1.867	TRC	<0.00200	<0.00200	<0.00200	---	---
Boron	mg/l	---	---	---	---	---	---	---	---	186.667	TRC	---	---	186.667	TRC	---	<0.040	---	---	---
Cadmium	mg/l	0.05	---	0.004874	DIS	0.001682	DIS	0.000186	DIS	0.7	TRC	0.084	TRC	0.7	TRC	<0.000200	<0.000100	<0.000100	---	AZ Aquatic and Wildlife - Warm Water Chronic*
Calcium	mg/l	---	---	---	---	---	---	---	---	---	---	---	---	---	---	---	5.54	---	---	---
Chromium	mg/l	1	---	---	---	---	---	---	---	---	---	---	---	---	---	<0.0060	---	<0.0060	---	---
Chromium, Hexavalent‡	mg/l	---	---	0.034	DIS	0.016	DIS	0.011	DIS	2.8	TRC	0.15	TRC	2.8	TRC	<0.0060	---	<0.0060	---	---
Chromium, Trivalent‡	mg/l	---	---	0.5221	TRC	0.1556	TRC	0.0202	TRC	1400	TRC	75	TRC	1400	TRC	<0.0060	---	<0.0060	---	---
Cobalt	mg/l	---	---	---	---	---	---	---	---	---	---	---	---	---	---	---	<0.0060	---	---	---

Station Name	DC 14.7 C
Sample ID	RESE-1001069
Sample Date	3/5/2004
Basin	Devils Canyon Watershed
Sub-basin	unknown
QC Type	Original data

Surface Water Hydrochemical Data

MONTGOMERY & ASSOCIATES

Parameters and Constituents		Standards														Results				
Name	Units	AZ Agricultural Livestock Watering		AZ Aquatic and Wildlife - Ephemeral Acute		AZ Aquatic and Wildlife - Warm Water Acute		AZ Aquatic and Wildlife - Warm Water Chronic		AZ Full Body Contact		AZ Fish Consumption		AZ Partial Body Contact		Dissolved Results	Total Results	Total Recoverable Results	Field Results	Use Exceeded
		Standard	Fraction	Standard	Fraction	Standard	Fraction	Standard	Fraction	Standard	Fraction	Standard	Fraction	Standard	Fraction					
Metals																				
Copper	mg/l	0.5	TRC	0.00523	DIS	0.00302	DIS	0.00231	DIS	1.3	TRC	---	---	1.3	TRC	0.01610	0.02900	0.02510	---	AZ Aquatic and Wildlife - Ephemeral Acute AZ Aquatic and Wildlife - Warm Water Acute AZ Aquatic and Wildlife - Warm Water Chronic
Iron	mg/l	---	---	---	---	---	---	1	DIS	---	---	---	---	---	---	---	1.650	---	---	AZ Aquatic and Wildlife - Warm Water Chronic
Lead	mg/l	0.1	TRC	0.02342	DIS	0.011097	DIS	0.000432	DIS	0.015	TRC	---	---	0.015	TRC	<0.003000	0.003000	0.003000	---	AZ Aquatic and Wildlife - Warm Water Chronic*
Magnesium	mg/l	---	---	---	---	---	---	---	---	---	---	---	---	---	---	---	1.62	---	---	---
Manganese	mg/l	---	---	---	---	---	---	---	---	130.667	---	---	---	130.667	---	---	---	0.0849	---	---
Mercury	mg/l	0.01	TRC	0.005	DIS	0.0024	DIS	0.00001	DIS	0.28	TRC	---	---	0.28	TRC	<0.00020	<0.00020	---	---	AZ Aquatic and Wildlife - Warm Water Chronic*
Molybdenum	mg/l	---	---	---	---	---	---	---	---	---	---	---	---	---	---	---	<0.0080	---	---	---
Nickel	mg/l	---	---	1.08809	DIS	0.12252	DIS	0.01361	DIS	28	TRC	0.511	TRC	28	TRC	<0.01000	---	<0.01000	---	---
Potassium	mg/l	---	---	---	---	---	---	---	---	---	---	---	---	---	---	---	2.40	---	---	---
Selenium	mg/l	0.05	TRC	0.033	TRC	---	---	0.002	TRC	4.667	TRC	0.667	TRC	4.667	TRC	---	<0.00300	<0.00300	---	AZ Aquatic and Wildlife - Warm Water Chronic*
Silver	mg/l	---	---	0.000211	DIS	0.000211	DIS	---	---	4.667	TRC	8	TRC	4.667	TRC	<0.000100	0.000100	<0.000100	---	---
Sodium	mg/l	---	---	---	---	---	---	---	---	---	---	---	---	---	---	---	3.15	---	---	---
Thallium	mg/l	---	---	---	---	0.7	DIS	0.15	DIS	0.075	TRC	0.001	TRC	0.075	TRC	<0.00200	<0.00200	---	---	AZ Fish Consumption*
Zinc	mg/l	25	TRC	0.2904	DIS	0.0306	DIS	0.0306	DIS	280	TRC	5.106	TRC	280	TRC	<0.0050	0.0100	0.0093	---	---

The hardness value used for calculation of hardness-dependent standards is the hardness of the sample itself, not the hardness of a receiving water.
* Detection limit exceeds standard
‡ For comparison only - no analysis exists

Station Name	DC 14.7 C
Sample ID	09Mar04HW60Bridge
Sample Date	3/9/2004
Basin	Devils Canyon Watershed
Sub-basin	unknown
QC Type	Original data

Surface Water Hydrochemical Data

MONTGOMERY & ASSOCIATES

Parameters and Constituents		Standards														Results				
Name	Units	AZ Agricultural Livestock Watering		AZ Aquatic and Wildlife - Ephemeral Acute		AZ Aquatic and Wildlife - Warm Water Acute		AZ Aquatic and Wildlife - Warm Water Chronic		AZ Full Body Contact		AZ Fish Consumption		AZ Partial Body Contact		Dissolved Results	Total Results	Total Recoverable Results	Field Results	Use Exceeded
		Standard	Fraction	Standard	Fraction	Standard	Fraction	Standard	Fraction	Standard	Fraction	Standard	Fraction	Standard	Fraction					
Field Parameters																				
Flow Rate	gallons/minute	---	---	---	---	---	---	---	---	---	---	---	---	---	---	---	---	---	6556.97	---

The hardness value used for calculation of hardness-dependent standards is the hardness of the sample itself, not the hardness of a receiving water.

Station Name	DC 14.7 C
Sample ID	RESE-1002015
Sample Date	8/27/2008 12:00:00 PM
Basin	Devils Canyon Watershed
Sub-basin	unknown
QC Type	Original data

Surface Water Hydrochemical Data

MONTGOMERY & ASSOCIATES

Parameters and Constituents		Standards														Results				
Name	Units	AZ Agricultural Livestock Watering		AZ Aquatic and Wildlife - Ephemeral Acute		AZ Aquatic and Wildlife - Warm Water Acute		AZ Aquatic and Wildlife - Warm Water Chronic		AZ Full Body Contact		AZ Fish Consumption		AZ Partial Body Contact		Dissolved Results	Total Results	Total Recoverable Results	Field Results	Use Exceeded
		Standard	Fraction	Standard	Fraction	Standard	Fraction	Standard	Fraction	Standard	Fraction	Standard	Fraction	Standard	Fraction					
Field Parameters																				
Dissolved oxygen	mg/l	---	---	---	---	6	---	6	---	---	---	---	---	---	---	---	---	---	6.80	---
Flow Rate	gallons/minute	---	---	---	---	---	---	---	---	---	---	---	---	---	---	---	---	---	3240.00	---
pH (Field)	s.u.	6.5 - 9	---	6.5 - 9	---	6.5 - 9	---	6.5 - 9	---	6.5 - 9	---	---	---	6.5 - 9	---	---	---	---	7.07	---
Specific Conductance (Field)	uS/cm	---	---	---	---	---	---	---	---	---	---	---	---	---	---	---	---	---	79.0	---
Temperature (Field)	Deg C	---	---	---	---	---	---	---	---	---	---	---	---	---	---	---	---	---	25.1	---
Turbidity (Field)	NTUs	---	---	---	---	---	---	---	---	---	---	---	---	---	---	---	---	---	143.10	---
Inorganics																				
Alkalinity (as CaCO3)	mg/l	---	---	---	---	---	---	---	---	---	---	---	---	---	---	11.5	12.4	---	---	---
Bicarbonate (Calculated by M&A)	mg/l	---	---	---	---	---	---	---	---	---	---	---	---	---	---	14.0	---	---	---	---
Bicarbonate Alkalinity (as CaCO3)	mg/l	---	---	---	---	---	---	---	---	---	---	---	---	---	---	11.5	12.4	---	---	---
Bromide	mg/l	---	---	---	---	---	---	---	---	---	---	---	---	---	---	---	<0.100	---	---	---
Carbonate (Calculated by M&A)	mg/l	---	---	---	---	---	---	---	---	---	---	---	---	---	---	--	---	---	---	---
Carbonate Alkalinity (as CaCO3)	mg/l	---	---	---	---	---	---	---	---	---	---	---	---	---	---	<1.0	<1.0	---	---	---
Chloride	mg/l	---	---	---	---	---	---	---	---	---	---	---	---	---	---	2.89	2.75	---	---	---
Fluoride	mg/l	---	---	---	---	---	---	---	---	140	---	---	---	140	---	---	<0.100	---	---	---
Hardness (as CaCO3)	mg/l	---	---	---	---	---	---	---	---	---	---	---	---	---	---	---	26.6	---	---	---
Nitrate as N	mg/l	---	---	---	---	---	---	---	---	3733.33	---	---	---	3733.33	---	---	0.77	---	---	---
Nitrate+Nitrite as N (calculated by M&A)	mg/l	---	---	---	---	---	---	---	---	3733.33	---	---	---	3733.33	---	---	0.77	---	---	---
Nitrite as N	mg/l	---	---	---	---	---	---	---	---	233.33	---	---	---	233.33	---	---	<0.10	---	---	---
Orthophosphate as P	mg/l	---	---	---	---	---	---	---	---	---	---	---	---	---	---	---	<0.20	---	---	---
Silica	mg/l	---	---	---	---	---	---	---	---	---	---	---	---	---	---	18.2	---	---	---	---
Sulfate	mg/l	---	---	---	---	---	---	---	---	---	---	---	---	---	---	8.56	9.40	---	---	---
Lab Parameters																				
Total Dissolved Solids (Laboratory)	mg/l	---	---	---	---	---	---	---	---	---	---	---	---	---	---	---	94	---	---	---
Total Suspended Solids	mg/l	---	---	---	---	---	---	---	---	---	---	---	---	---	---	---	171.0	---	---	---
Metals																				
Aluminum	mg/l	---	---	---	---	---	---	---	---	---	---	---	---	---	---	0.247	---	---	---	---
Antimony	mg/l	---	---	---	---	0.088	DIS	0.03	DIS	0.747	TRC	0.64	TRC	0.747	TRC	0.00052 j	0.00072 j	---	---	---
Arsenic	mg/l	0.2	TRC	0.44	DIS	0.34	DIS	0.15	DIS	0.03	TRC	0.08	TRC	0.28	TRC	0.0081 j	0.0071 j	---	---	---
Barium	mg/l	---	---	---	---	---	---	---	---	98	TRC	---	---	98	TRC	0.0193	---	---	---	---
Beryllium	mg/l	---	---	---	---	---	---	---	---	1.867	TRC	0.084	TRC	1.867	TRC	<0.00036	0.00047 j	---	---	---
Boron	mg/l	---	---	---	---	---	---	---	---	186.667	TRC	---	---	186.667	TRC	---	0.0234 j	---	---	---
Cadmium	mg/l	0.05	---	0.087609	DIS	0.030232	DIS	0.001468	DIS	0.7	TRC	0.084	TRC	0.7	TRC	<0.000034	<0.000960	---	---	---
Calcium	mg/l	---	---	---	---	---	---	---	---	---	---	---	---	---	---	6.16	6.88	---	---	---
Chromium	mg/l	1	---	---	---	---	---	---	---	---	---	---	---	---	---	---	0.0023 j	---	---	---
Chromium, Hexavalent‡	mg/l	---	---	0.034	DIS	0.016	DIS	0.011	DIS	2.8	TRC	0.15	TRC	2.8	TRC	---	0.0023 j	---	---	---
Chromium, Trivalent‡	mg/l	---	---	5.9497	TRC	1.7733	TRC	0.2307	TRC	1400	TRC	75	TRC	1400	TRC	---	0.0023 j	---	---	---
Cobalt	mg/l	---	---	---	---	---	---	---	---	---	---	---	---	---	---	<0.00065	---	---	---	---
Copper	mg/l	0.5	TRC	0.08588	DIS	0.04962	DIS	0.02928	DIS	1.3	TRC	---	---	1.3	TRC	0.02790	0.08820	---	---	---
Iron	mg/l	---	---	---	---	---	---	1	DIS	---	---	---	---	---	---	0.137	---	---	---	---
Lead	mg/l	0.1	TRC	0.592712	DIS	0.280846	DIS	0.010944	DIS	0.015	TRC	---	---	0.015	TRC	0.000207 j	0.009900	---	---	---
Magnesium	mg/l	---	---	---	---	---	---	---	---	---	---	---	---	---	---	1.55	2.30	---	---	---
Manganese	mg/l	---	---	---	---	---	---	---	---	130.667	---	---	---	130.667	---	0.0132	0.1600	---	---	---
Molybdenum	mg/l	---	---	---	---	---	---	---	---	---	---	---	---	---	---	<0.0023	---	---	---	---
Nickel	mg/l	---	---	13.43579	DIS	1.51289	DIS	0.16804	DIS	28	TRC	0.511	TRC	28	TRC	<0.00230	<0.00230	---	---	---

Station Name	DC 14.7 C
Sample ID	RESE-1002015
Sample Date	8/27/2008 12:00:00 PM
Basin	Devils Canyon Watershed
Sub-basin	unknown
QC Type	Original data

Surface Water Hydrochemical Data

MONTGOMERY & ASSOCIATES

Parameters and Constituents		Standards														Results				
Name	Units	AZ Agricultural Livestock Watering		AZ Aquatic and Wildlife - Ephemeral Acute		AZ Aquatic and Wildlife - Warm Water Acute		AZ Aquatic and Wildlife - Warm Water Chronic		AZ Full Body Contact		AZ Fish Consumption		AZ Partial Body Contact		Dissolved Results	Total Results	Total Recoverable Results	Field Results	Use Exceeded
		Standard	Fraction	Standard	Fraction	Standard	Fraction	Standard	Fraction	Standard	Fraction	Standard	Fraction	Standard	Fraction					
Metals																				
Potassium	mg/l	---	---	---	---	---	---	---	---	---	---	---	---	---	---	2.47	3.21	---	---	---
Selenium	mg/l	0.05	TRC	0.033	TRC	---	---	0.002	TRC	4.667	TRC	0.667	TRC	4.667	TRC	---	0.00047 j	---	---	---
Silver	mg/l	---	---	0.034911	DIS	0.034911	DIS	---	---	4.667	TRC	8	TRC	4.667	TRC	0.000027 j	<0.000790	---	---	---
Sodium	mg/l	---	---	---	---	---	---	---	---	---	---	---	---	---	---	4.07	3.81	---	---	---
Strontium	mg/l	---	---	---	---	---	---	---	---	---	---	---	---	---	---	0.0450	---	---	---	---
Strontium (by isotope dilution)	ppm	---	---	---	---	---	---	---	---	---	---	---	---	---	---	---	0.0482	---	---	---
Thallium	mg/l	---	---	---	---	0.7	DIS	0.15	DIS	0.075	TRC	0.001	TRC	0.075	TRC	<0.000018	0.000054 j	---	---	---
Uranium	mg/l	---	---	---	---	---	---	---	---	2.8	---	---	---	2.8	---	---	<0.0003	---	---	---
Zinc	mg/l	25	TRC	3.5994	DIS	0.3793	DIS	0.3793	DIS	280	TRC	5.106	TRC	280	TRC	<0.0019	0.0197	---	---	---
Other																				
Dissolved Organic Carbon	mg/l	---	---	---	---	---	---	---	---	---	---	---	---	---	---	---	---	---	14.20	---
Radiogenic Isotopes																				
Strontium 87/86	none	---	---	---	---	---	---	---	---	---	---	---	---	---	---	---	0.710313	---	---	---
Tritium	TU	---	---	---	---	---	---	---	---	---	---	---	---	---	---	---	3.9	---	---	---
Radiologicals																				
Gross Alpha	pCi/l	---	---	---	---	---	---	---	---	---	---	---	---	---	---	---	20.8	---	---	---
Gross Beta	pCi/l	---	---	---	---	---	---	---	---	---	---	---	---	---	---	---	18.4	---	---	---
Uranium Activity (Calc 907.0)	pCi/l	---	---	---	---	---	---	---	---	---	---	---	---	---	---	---	0.6	---	---	---
Radionuclides																				
Radium 226	pCi/l	---	---	---	---	---	---	---	---	---	---	---	---	---	---	---	<0.19	---	---	---
Radium 226 + Radium 228	pCi/l	---	---	---	---	---	---	---	---	---	---	---	---	---	---	---	--	---	---	---
Radium 228	pCi/l	---	---	---	---	---	---	---	---	---	---	---	---	---	---	---	<1.2	---	---	---
Uranium 234	pCi/l	---	---	---	---	---	---	---	---	---	---	---	---	---	---	---	0.4	---	---	---
Uranium 235	pCi/l	---	---	---	---	---	---	---	---	---	---	---	---	---	---	---	<0.2	---	---	---
Uranium 238	pCi/l	---	---	---	---	---	---	---	---	---	---	---	---	---	---	---	<0.2	---	---	---
Stable Isotopes																				
Delta Deuterium	per mil	---	---	---	---	---	---	---	---	---	---	---	---	---	---	---	-99	---	---	---
Delta Oxygen-18	per mil	---	---	---	---	---	---	---	---	---	---	---	---	---	---	---	-13.5	---	---	---
Delta Oxygen-18 of Sulfate	per mil	---	---	---	---	---	---	---	---	---	---	---	---	---	---	---	10.3	---	---	---
Delta Sulfur-34	per mil	---	---	---	---	---	---	---	---	---	---	---	---	---	---	---	-1.8	---	---	---

The hardness value used for calculation of hardness-dependent standards is the hardness of the sample itself, not the hardness of a receiving water.

‡ For comparison only - no analysis exists

Station Name	DC 14.7 C
Sample ID	RESE-1002127
Sample Date	2/17/2010 11:00:00 AM
Basin	Devils Canyon Watershed
Sub-basin	unknown
QC Type	Original data

Surface Water Hydrochemical Data

MONTGOMERY & ASSOCIATES

Parameters and Constituents		Standards														Results				
Name	Units	AZ Agricultural Livestock Watering		AZ Aquatic and Wildlife - Ephemeral Acute		AZ Aquatic and Wildlife - Warm Water Acute		AZ Aquatic and Wildlife - Warm Water Chronic		AZ Full Body Contact		AZ Fish Consumption		AZ Partial Body Contact		Dissolved Results	Total Results	Total Recoverable Results	Field Results	Use Exceeded
		Standard	Fraction	Standard	Fraction	Standard	Fraction	Standard	Fraction	Standard	Fraction	Standard	Fraction	Standard	Fraction					
Field Parameters																				
Dissolved oxygen	mg/l	---	---	---	---	6	---	6	---	---	---	---	---	---	---	---	---	---	11.29	---
Flow Rate	gallons/minute	---	---	---	---	---	---	---	---	---	---	---	---	---	---	---	---	---	77.50 j	---
pH (Field)	s.u.	6.5 - 9	---	6.5 - 9	---	6.5 - 9	---	6.5 - 9	---	6.5 - 9	---	---	---	6.5 - 9	---	---	---	---	6.92	---
Specific Conductance (Field)	uS/cm	---	---	---	---	---	---	---	---	---	---	---	---	---	---	---	---	---	57.1	---
Temperature (Field)	Deg C	---	---	---	---	---	---	---	---	---	---	---	---	---	---	---	---	---	9.0	---
Turbidity (Field)	NTUs	---	---	---	---	---	---	---	---	---	---	---	---	---	---	---	---	---	2.73	---
Inorganics																				
Alkalinity (as CaCO3)	mg/l	---	---	---	---	---	---	---	---	---	---	---	---	---	---	---	9.8	---	---	---
Bicarbonate (Calculated by M&A)	mg/l	---	---	---	---	---	---	---	---	---	---	---	---	---	---	---	12.0	---	---	---
Bicarbonate Alkalinity (as CaCO3)	mg/l	---	---	---	---	---	---	---	---	---	---	---	---	---	---	---	9.8	---	---	---
Bromide	mg/l	---	---	---	---	---	---	---	---	---	---	---	---	---	---	---	<0.100	---	---	---
Carbonate (Calculated by M&A)	mg/l	---	---	---	---	---	---	---	---	---	---	---	---	---	---	---	--	---	---	---
Carbonate Alkalinity (as CaCO3)	mg/l	---	---	---	---	---	---	---	---	---	---	---	---	---	---	---	<1.0	---	---	---
Chloride	mg/l	---	---	---	---	---	---	---	---	---	---	---	---	---	---	---	6.82	---	---	---
Fluoride	mg/l	---	---	---	---	---	---	---	---	140	---	---	---	140	---	---	<0.100	---	---	---
Hardness (as CaCO3)	mg/l	---	---	---	---	---	---	---	---	---	---	---	---	---	---	---	---	24.3	---	---
Silica	mg/l	---	---	---	---	---	---	---	---	---	---	---	---	---	---	25.0	---	---	---	---
Sulfate	mg/l	---	---	---	---	---	---	---	---	---	---	---	---	---	---	---	16.40	---	---	---
Lab Parameters																				
Total Dissolved Solids (Laboratory)	mg/l	---	---	---	---	---	---	---	---	---	---	---	---	---	---	---	48	---	---	---
Total Suspended Solids	mg/l	---	---	---	---	---	---	---	---	---	---	---	---	---	---	---	<5.0	---	---	---
Metals																				
Aluminum	mg/l	---	---	---	---	---	---	---	---	---	---	---	---	---	---	0.172	---	---	---	---
Antimony	mg/l	---	---	---	---	0.088	DIS	0.03	DIS	0.747	TRC	0.64	TRC	0.747	TRC	<0.00300	---	<0.00300	---	---
Arsenic	mg/l	0.2	TRC	0.44	DIS	0.34	DIS	0.15	DIS	0.03	TRC	0.08	TRC	0.28	TRC	<0.0250	---	<0.0250	---	---
Barium	mg/l	---	---	---	---	---	---	---	---	98	TRC	---	---	98	TRC	0.0087	---	---	---	---
Beryllium	mg/l	---	---	---	---	---	---	---	---	1.867	TRC	0.084	TRC	1.867	TRC	---	---	<0.00200	---	---
Boron	mg/l	---	---	---	---	---	---	---	---	186.667	TRC	---	---	186.667	TRC	---	---	<0.040	---	---
Cadmium	mg/l	0.05	---	0.005752	DIS	0.001985	DIS	0.00021	DIS	0.7	TRC	0.084	TRC	0.7	TRC	<0.000024	---	<0.002000	---	---
Calcium	mg/l	---	---	---	---	---	---	---	---	---	---	---	---	---	---	---	---	6.62	---	---
Chromium	mg/l	1	---	---	---	---	---	---	---	---	---	---	---	---	---	---	---	<0.0060	---	---
Chromium, Hexavalent‡	mg/l	---	---	0.034	DIS	0.016	DIS	0.011	DIS	2.8	TRC	0.15	TRC	2.8	TRC	---	---	<0.0060	---	---
Chromium, Trivalent‡	mg/l	---	---	0.6001	TRC	0.1789	TRC	0.0233	TRC	1400	TRC	75	TRC	1400	TRC	---	---	<0.0060	---	---
Cobalt	mg/l	---	---	---	---	---	---	---	---	---	---	---	---	---	---	<0.0060	---	---	---	---
Copper	mg/l	0.5	TRC	0.00613	DIS	0.00354	DIS	0.00267	DIS	1.3	TRC	---	---	1.3	TRC	0.00625	---	<0.01000	---	AZ Aquatic and Wildlife - Ephemeral Acute AZ Aquatic and Wildlife - Warm Water Acute AZ Aquatic and Wildlife - Warm Water Chronic
Iron	mg/l	---	---	---	---	---	---	1	DIS	---	---	---	---	---	---	<0.060	---	---	---	---
Lead	mg/l	0.1	TRC	0.028375	DIS	0.013445	DIS	0.000524	DIS	0.015	TRC	---	---	0.015	TRC	0.000115 j	---	<0.003000	---	---
Magnesium	mg/l	---	---	---	---	---	---	---	---	---	---	---	---	---	---	---	---	1.89	---	---
Manganese	mg/l	---	---	---	---	---	---	---	---	130.667	---	---	---	130.667	---	<0.0040	---	<0.0040	---	---
Mercury	mg/l	0.01	TRC	0.005	DIS	0.0024	DIS	0.00001	DIS	0.28	TRC	---	---	0.28	TRC	---	<0.00020	---	---	AZ Aquatic and Wildlife - Warm Water Chronic*
Molybdenum	mg/l	---	---	---	---	---	---	---	---	---	---	---	---	---	---	<0.0080	---	---	---	---
Nickel	mg/l	---	---	1.25644	DIS	0.14148	DIS	0.01571	DIS	28	TRC	0.511	TRC	28	TRC	<0.00100	---	<0.01000	---	---
Potassium	mg/l	---	---	---	---	---	---	---	---	---	---	---	---	---	---	---	---	1.60	---	---

Station Name	DC 14.7 C
Sample ID	RESE-1002127
Sample Date	2/17/2010 11:00:00 AM
Basin	Devils Canyon Watershed
Sub-basin	unknown
QC Type	Original data

Surface Water Hydrochemical Data

MONTGOMERY & ASSOCIATES

Parameters and Constituents		Standards														Results				
Name	Units	AZ Agricultural Livestock Watering		AZ Aquatic and Wildlife - Ephemeral Acute		AZ Aquatic and Wildlife - Warm Water Acute		AZ Aquatic and Wildlife - Warm Water Chronic		AZ Full Body Contact		AZ Fish Consumption		AZ Partial Body Contact		Dissolved Results	Total Results	Total Recoverable Results	Field Results	Use Exceeded
		Standard	Fraction	Standard	Fraction	Standard	Fraction	Standard	Fraction	Standard	Fraction	Standard	Fraction	Standard	Fraction					
Metals																				
Selenium	mg/l	0.05	TRC	0.033	TRC	---	---	0.002	TRC	4.667	TRC	0.667	TRC	4.667	TRC	---	---	<0.00030	---	---
Silver	mg/l	---	---	0.000282	DIS	0.000282	DIS	---	---	4.667	TRC	8	TRC	4.667	TRC	<0.000100	---	<0.005000	---	---
Sodium	mg/l	---	---	---	---	---	---	---	---	---	---	---	---	---	---	---	---	5.46	---	---
Strontium	mg/l	---	---	---	---	---	---	---	---	---	---	---	---	---	---	0.0403	---	---	---	---
Thallium	mg/l	---	---	---	---	0.7	DIS	0.15	DIS	0.075	TRC	0.001	TRC	0.075	TRC	<0.00100	---	<0.00100	---	AZ Fish Consumption*
Zinc	mg/l	25	TRC	0.3354	DIS	0.0353	DIS	0.0353	DIS	280	TRC	5.106	TRC	280	TRC	<0.0100	---	<0.0100	---	---
Other																				
Dissolved Organic Carbon	mg/l	---	---	---	---	---	---	---	---	---	---	---	---	---	---	6.97	---	---	---	---

The hardness value used for calculation of hardness-dependent standards is the hardness of the sample itself, not the hardness of a receiving water.
* Detection limit exceeds standard
‡ For comparison only - no analysis exists

Explanation of Codes

Absent = Analyte not present
ge = Greater than or equal to reported value
i = Insufficient sample
j = Estimated value
j+ = Estimated value, high bias
j- = Estimated value, low bias
Lost = Sample lost in processing
n = Not measured
na = Not available
Present = Analyte was detected

ND = Not Detected
Not Applicable = Analyte not applicable
q = Uncertain value
r = Unusable data
< = Less than reported detection limit
> = Greater than reported value
d = Diluted. Diluted samples are indicated only when value is estimated.
LD = Laboratory duplicate
SP = Split sample
SPD = Split-Duplicate

Station Name	DC 13.5 C
Sample ID	RESE-1001012
Sample Date	5/30/2003
Basin	Devils Canyon Watershed
Sub-basin	unknown
QC Type	Field duplicates

Surface Water Hydrochemical Data

MONTGOMERY & ASSOCIATES

Parameters and Constituents		Standards														Results				
Name	Units	AZ Agricultural Livestock Watering		AZ Aquatic and Wildlife - Ephemeral Acute		AZ Aquatic and Wildlife - Warm Water Acute		AZ Aquatic and Wildlife - Warm Water Chronic		AZ Full Body Contact		AZ Fish Consumption		AZ Partial Body Contact		Dissolved Results	Total Results	Total Recoverable Results	Field Results	Use Exceeded
		Standard	Fraction	Standard	Fraction	Standard	Fraction	Standard	Fraction	Standard	Fraction	Standard	Fraction	Standard	Fraction					
Bacteria																				
E. Coli	none	---	---	---	---	---	---	---	---	235	---	---	---	575	---	---	Absent	---	---	---
Total Coliforms	none	---	---	---	---	---	---	---	---	---	---	---	---	---	---	---	Present	---	---	---
Inorganics																				
Alkalinity (as CaCO3)	mg/l	---	---	---	---	---	---	---	---	---	---	---	---	---	---	---	27.90 j	---	---	---
Bicarbonate (Calculated by M&A)	mg/l	---	---	---	---	---	---	---	---	---	---	---	---	---	---	---	34.04	---	---	---
Bicarbonate Alkalinity (as CaCO3)	mg/l	---	---	---	---	---	---	---	---	---	---	---	---	---	---	---	27.90 j	---	---	---
Bromide	mg/l	---	---	---	---	---	---	---	---	---	---	---	---	---	---	0.120	---	---	---	---
Carbonate (Calculated by M&A)	mg/l	---	---	---	---	---	---	---	---	---	---	---	---	---	---	---	--	---	---	---
Carbonate Alkalinity (as CaCO3)	mg/l	---	---	---	---	---	---	---	---	---	---	---	---	---	---	---	<1.00	---	---	---
Chloride	mg/l	---	---	---	---	---	---	---	---	---	---	---	---	---	---	---	7.62	---	---	---
Cyanide, Free	mg/l	0.2	TRC	0.08	TRC	0.04	TRC	0.01	TRC	18.67	TRC	16	TRC	18.67	TRC	---	<0.10	---	---	AZ Aquatic and Wildlife - Ephemeral Acute* AZ Aquatic and Wildlife - Warm Water Acute* AZ Aquatic and Wildlife - Warm Water Chronic*
Fluoride	mg/l	---	---	---	---	---	---	---	---	140	---	---	---	140	---	0.180	---	---	---	---
Hardness (as CaCO3)	mg/l	---	---	---	---	---	---	---	---	---	---	---	---	---	---	---	38.5	---	---	---
Nitrate as N	mg/l	---	---	---	---	---	---	---	---	3733.33	---	---	---	3733.33	---	---	<0.10	---	---	---
Nitrate+Nitrite as N	mg/l	---	---	---	---	---	---	---	---	---	---	---	---	---	---	---	<0.10	---	---	---
Nitrate+Nitrite as N (calculated by M&A)	mg/l	---	---	---	---	---	---	---	---	3733.33	---	---	---	3733.33	---	---	--	---	---	---
Nitrite as N	mg/l	---	---	---	---	---	---	---	---	233.33	---	---	---	233.33	---	---	<0.10	---	---	---
Ortho-Phosphate	mg/l	---	---	---	---	---	---	---	---	---	---	---	---	---	---	---	<0.50	---	---	---
Silica	mg/l	---	---	---	---	---	---	---	---	---	---	---	---	---	---	---	34.6 j	---	---	---
Sulfate	mg/l	---	---	---	---	---	---	---	---	---	---	---	---	---	---	---	19.30 j	---	---	---
Sulfide	mg/l	---	---	---	---	---	---	---	---	---	---	---	---	---	---	---	<1.00	---	---	---
Lab Parameters																				
Color	Color Units	---	---	---	---	---	---	---	---	---	---	---	---	---	---	---	20	---	---	---
Total Dissolved Solids (Laboratory)	mg/l	---	---	---	---	---	---	---	---	---	---	---	---	---	---	---	91.0 j	---	---	---
Total Suspended Solids	mg/l	---	---	---	---	---	---	---	---	---	---	---	---	---	---	---	<5.00	---	---	---
Metals																				
Aluminum	mg/l	---	---	---	---	---	---	---	---	---	---	---	---	---	---	---	0.044	---	---	---
Antimony	mg/l	---	---	---	---	0.088	DIS	0.03	DIS	0.747	TRC	0.64	TRC	0.747	TRC	<0.00300	<0.00300	<0.00300	---	---
Arsenic	mg/l	0.2	TRC	0.44	DIS	0.34	DIS	0.15	DIS	0.03	TRC	0.08	TRC	0.28	TRC	0.00500	0.00600 j	0.00600	---	---
Barium	mg/l	---	---	---	---	---	---	---	---	98	TRC	---	---	98	TRC	0.0135	---	---	---	---
Beryllium	mg/l	---	---	---	---	---	---	---	---	1.867	TRC	0.084	TRC	1.867	TRC	<0.00200	<0.00200	<0.00200	---	---
Boron	mg/l	---	---	---	---	---	---	---	---	186.667	TRC	---	---	186.667	TRC	<0.0400	---	---	---	---
Cadmium	mg/l	0.05	---	0.009008	DIS	0.003108	DIS	0.000289	DIS	0.7	TRC	0.084	TRC	0.7	TRC	<0.000100	<0.000100	<0.000100	---	---
Calcium	mg/l	---	---	---	---	---	---	---	---	---	---	---	---	---	---	---	10.60	---	---	---
Chromium	mg/l	1	---	---	---	---	---	---	---	---	---	---	---	---	---	---	---	<0.00600	---	---
Chromium, Hexavalent‡	mg/l	---	---	0.034	DIS	0.016	DIS	0.011	DIS	2.8	TRC	0.15	TRC	2.8	TRC	---	---	<0.00600	---	---
Chromium, Trivalent‡	mg/l	---	---	0.87478	TRC	0.26073	TRC	0.03392	TRC	1400	TRC	75	TRC	1400	TRC	---	---	<0.00600	---	---
Cobalt	mg/l	---	---	---	---	---	---	---	---	---	---	---	---	---	---	---	<0.00600	---	---	---
Copper	mg/l	0.5	TRC	0.00946	DIS	0.00547	DIS	0.00396	DIS	1.3	TRC	---	---	1.3	TRC	0.00460 j-	0.00870	0.00770	---	AZ Aquatic and Wildlife - Warm Water Chronic
Iron	mg/l	---	---	---	---	---	---	1	DIS	---	---	---	---	---	---	---	0.223	---	---	---
Lead	mg/l	0.1	TRC	0.047547	DIS	0.022529	DIS	0.000878	DIS	0.015	TRC	---	---	0.015	TRC	<0.003000	<0.005000	<0.003000	---	AZ Aquatic and Wildlife - Warm Water Chronic*
Magnesium	mg/l	---	---	---	---	---	---	---	---	---	---	---	---	---	---	---	2.90	---	---	---
Manganese	mg/l	---	---	---	---	---	---	---	---	130.66701	---	---	---	130.66701	---	---	---	0.07760	---	---

Station Name	DC 13.5 C
Sample ID	RESE-1001012
Sample Date	5/30/2003
Basin	Devils Canyon Watershed
Sub-basin	unknown
QC Type	Field duplicates

Surface Water Hydrochemical Data

MONTGOMERY & ASSOCIATES

Parameters and Constituents		Standards														Results				
Name	Units	AZ Agricultural Livestock Watering		AZ Aquatic and Wildlife - Ephemeral Acute		AZ Aquatic and Wildlife - Warm Water Acute		AZ Aquatic and Wildlife - Warm Water Chronic		AZ Full Body Contact		AZ Fish Consumption		AZ Partial Body Contact		Dissolved Results	Total Results	Total Recoverable Results	Field Results	Use Exceeded
		Standard	Fraction	Standard	Fraction	Standard	Fraction	Standard	Fraction	Standard	Fraction	Standard	Fraction	Standard	Fraction					
Metals																				
Mercury	mg/l	0.01	TRC	0.005	DIS	0.0024	DIS	0.00001	DIS	0.28	TRC	---	---	0.28	TRC	<0.00020	<0.00020	---	---	AZ Aquatic and Wildlife - Warm Water Chronic*
Molybdenum	mg/l	---	---	---	---	---	---	---	---	---	---	---	---	---	---	---	<0.00800	---	---	---
Nickel	mg/l	---	---	1.85447	DIS	0.20882	DIS	0.02319	DIS	28	TRC	0.511	TRC	28	TRC	<0.01000	---	<0.01000	---	---
Potassium	mg/l	---	---	---	---	---	---	---	---	---	---	---	---	---	---	---	2.30	---	---	---
Selenium	mg/l	0.05	TRC	0.033	TRC	---	---	0.002	TRC	4.667	TRC	0.667	TRC	4.667	TRC	---	<0.00300	<0.00300	---	AZ Aquatic and Wildlife - Warm Water Chronic*
Silver	mg/l	---	---	0.000623	DIS	0.000623	DIS	---	---	4.667	TRC	8	TRC	4.667	TRC	<0.000100	<0.000100	<0.000100	---	---
Sodium	mg/l	---	---	---	---	---	---	---	---	---	---	---	---	---	---	---	7.71	---	---	---
Thallium	mg/l	---	---	---	---	0.7	DIS	0.15	DIS	0.075	TRC	0.001	TRC	0.075	TRC	<0.00200	---	<0.00200	---	AZ Fish Consumption*
Uranium	mg/l	---	---	---	---	---	---	---	---	2.8	---	---	---	2.8	---	---	<0.00005	---	---	---
Zinc	mg/l	25	TRC	0.4953	DIS	0.05219	DIS	0.05219	DIS	280	TRC	5.106	TRC	280	TRC	<0.00500	<0.00500	<0.00500	---	---
Radiologicals																				
Gross Alpha	pCi/l	---	---	---	---	---	---	---	---	---	---	---	---	---	---	---	<1.60	---	---	---
Gross Beta	pCi/l	---	---	---	---	---	---	---	---	---	---	---	---	---	---	---	<4.00	---	---	---
Radionuclides																				
Radium 226	pCi/l	---	---	---	---	---	---	---	---	---	---	---	---	---	---	---	<0.60	---	---	---
Radium 226 + Radium 228	pCi/l	---	---	---	---	---	---	---	---	---	---	---	---	---	---	---	--	---	---	---
Radium 228	pCi/l	---	---	---	---	---	---	---	---	---	---	---	---	---	---	---	<1.50	---	---	---

The hardness value used for calculation of hardness-dependent standards is the hardness of the sample itself, not the hardness of a receiving water.
* Detection limit exceeds standard
‡ For comparison only - no analysis exists

Station Name	DC 13.5 C
Sample ID	RESE-1001011
Sample Date	5/30/2003 10:30:00 AM
Basin	Devils Canyon Watershed
Sub-basin	unknown
QC Type	Original data

Surface Water Hydrochemical Data

MONTGOMERY & ASSOCIATES

Parameters and Constituents		Standards														Results				
Name	Units	AZ Agricultural Livestock Watering		AZ Aquatic and Wildlife - Ephemeral Acute		AZ Aquatic and Wildlife - Warm Water Acute		AZ Aquatic and Wildlife - Warm Water Chronic		AZ Full Body Contact		AZ Fish Consumption		AZ Partial Body Contact		Dissolved Results	Total Results	Total Recoverable Results	Field Results	Use Exceeded
		Standard	Fraction	Standard	Fraction	Standard	Fraction	Standard	Fraction	Standard	Fraction	Standard	Fraction	Standard	Fraction					
Bacteria																				
E. Coli	none	---	---	---	---	---	---	---	---	235	---	---	---	575	---	---	Absent	---	---	---
Total Coliforms	none	---	---	---	---	---	---	---	---	---	---	---	---	---	---	---	Present	---	---	---
Field Parameters																				
Depth of Water	in	---	---	---	---	---	---	---	---	---	---	---	---	---	---	---	---	---	1.75	---
Dissolved oxygen	mg/l	---	---	---	---	6	---	6	---	---	---	---	---	---	---	---	---	---	7.37	---
Flow Rate	gallons/minute	---	---	---	---	---	---	---	---	---	---	---	---	---	---	---	---	---	2.25	---
pH (Field)	s.u.	6.5 - 9	---	6.5 - 9	---	6.5 - 9	---	6.5 - 9	---	6.5 - 9	---	---	---	6.5 - 9	---	---	---	---	8.30	---
Specific Conductance (Field)	uS/cm	---	---	---	---	---	---	---	---	---	---	---	---	---	---	---	---	---	125.0	---
Temperature (Field)	Deg C	---	---	---	---	---	---	---	---	---	---	---	---	---	---	---	---	---	25.00	---
Turbidity (Field)	NTUs	---	---	---	---	---	---	---	---	---	---	---	---	---	---	---	---	---	2.67	---
Inorganics																				
Alkalinity (as CaCO3)	mg/l	---	---	---	---	---	---	---	---	---	---	---	---	---	---	---	27.80 j	---	---	---
Bicarbonate (Calculated by M&A)	mg/l	---	---	---	---	---	---	---	---	---	---	---	---	---	---	---	33.92	---	---	---
Bicarbonate Alkalinity (as CaCO3)	mg/l	---	---	---	---	---	---	---	---	---	---	---	---	---	---	---	27.80 j	---	---	---
Bromide	mg/l	---	---	---	---	---	---	---	---	---	---	---	---	---	---	0.350	---	---	---	---
Carbonate (Calculated by M&A)	mg/l	---	---	---	---	---	---	---	---	---	---	---	---	---	---	---	--	---	---	---
Carbonate Alkalinity (as CaCO3)	mg/l	---	---	---	---	---	---	---	---	---	---	---	---	---	---	---	<1.00	---	---	---
Chloride	mg/l	---	---	---	---	---	---	---	---	---	---	---	---	---	---	---	7.60	---	---	---
Cyanide, Free	mg/l	0.2	TRC	0.08	TRC	0.04	TRC	0.01	TRC	18.67	TRC	16	TRC	18.67	TRC	---	<0.10	---	---	AZ Aquatic and Wildlife - Ephemeral Acute* AZ Aquatic and Wildlife - Warm Water Acute* AZ Aquatic and Wildlife - Warm Water Chronic*
Fluoride	mg/l	---	---	---	---	---	---	---	---	140	---	---	---	140	---	0.170	---	---	---	---
Hardness (as CaCO3)	mg/l	---	---	---	---	---	---	---	---	---	---	---	---	---	---	---	38.5	---	---	---
Nitrate as N	mg/l	---	---	---	---	---	---	---	---	3733.33	---	---	---	3733.33	---	---	<0.10	---	---	---
Nitrate+Nitrite as N	mg/l	---	---	---	---	---	---	---	---	---	---	---	---	---	---	---	<0.10	---	---	---
Nitrate+Nitrite as N (calculated by M&A)	mg/l	---	---	---	---	---	---	---	---	3733.33	---	---	---	3733.33	---	---	--	---	---	---
Nitrite as N	mg/l	---	---	---	---	---	---	---	---	233.33	---	---	---	233.33	---	---	<0.10	---	---	---
Ortho-Phosphate	mg/l	---	---	---	---	---	---	---	---	---	---	---	---	---	---	---	<0.50	---	---	---
Silica	mg/l	---	---	---	---	---	---	---	---	---	---	---	---	---	---	---	35.1 j	---	---	---
Sulfate	mg/l	---	---	---	---	---	---	---	---	---	---	---	---	---	---	---	19.20 j	---	---	---
Sulfide	mg/l	---	---	---	---	---	---	---	---	---	---	---	---	---	---	---	<1.00	---	---	---
Lab Parameters																				
Color	Color Units	---	---	---	---	---	---	---	---	---	---	---	---	---	---	---	20	---	---	---
Total Dissolved Solids (Laboratory)	mg/l	---	---	---	---	---	---	---	---	---	---	---	---	---	---	---	91.0 j	---	---	---
Total Suspended Solids	mg/l	---	---	---	---	---	---	---	---	---	---	---	---	---	---	---	<5.00	---	---	---
Metals																				
Aluminum	mg/l	---	---	---	---	---	---	---	---	---	---	---	---	---	---	---	0.035	---	---	---
Antimony	mg/l	---	---	---	---	0.088	DIS	0.03	DIS	0.747	TRC	0.64	TRC	0.747	TRC	<0.00300	<0.00300	<0.00300	---	---
Arsenic	mg/l	0.2	TRC	0.44	DIS	0.34	DIS	0.15	DIS	0.03	TRC	0.08	TRC	0.28	TRC	0.00500	0.00600 j	0.00600	---	---
Barium	mg/l	---	---	---	---	---	---	---	---	98	TRC	---	---	98	TRC	0.0135	---	---	---	---
Beryllium	mg/l	---	---	---	---	---	---	---	---	1.867	TRC	0.084	TRC	1.867	TRC	<0.00200	<0.00200	<0.00200	---	---
Boron	mg/l	---	---	---	---	---	---	---	---	186.667	TRC	---	---	186.667	TRC	<0.0400	---	---	---	---
Cadmium	mg/l	0.05	---	0.009008	DIS	0.003108	DIS	0.000289	DIS	0.7	TRC	0.084	TRC	0.7	TRC	<0.000100	<0.000100	<0.000100	---	---
Calcium	mg/l	---	---	---	---	---	---	---	---	---	---	---	---	---	---	---	10.70	---	---	---
Chromium	mg/l	1	---	---	---	---	---	---	---	---	---	---	---	---	---	---	---	<0.00600	---	---
Chromium, Hexavalent‡	mg/l	---	---	0.034	DIS	0.016	DIS	0.011	DIS	2.8	TRC	0.15	TRC	2.8	TRC	---	---	<0.00600	---	---

Station Name	DC 13.5 C
Sample ID	RESE-1001011
Sample Date	5/30/2003 10:30:00 AM
Basin	Devils Canyon Watershed
Sub-basin	unknown
QC Type	Original data

Surface Water Hydrochemical Data

MONTGOMERY & ASSOCIATES

Parameters and Constituents		Standards														Results				
Name	Units	AZ Agricultural Livestock Watering		AZ Aquatic and Wildlife - Ephemeral Acute		AZ Aquatic and Wildlife - Warm Water Acute		AZ Aquatic and Wildlife - Warm Water Chronic		AZ Full Body Contact		AZ Fish Consumption		AZ Partial Body Contact		Dissolved Results	Total Results	Total Recoverable Results	Field Results	Use Exceeded
		Standard	Fraction	Standard	Fraction	Standard	Fraction	Standard	Fraction	Standard	Fraction	Standard	Fraction	Standard	Fraction					
Metals																				
Chromium, Trivalent‡	mg/l	---	---	0.87478	TRC	0.26073	TRC	0.03392	TRC	1400	TRC	75	TRC	1400	TRC	---	---	<0.00600	---	---
Cobalt	mg/l	---	---	---	---	---	---	---	---	---	---	---	---	---	---	---	<0.00600	---	---	---
Copper	mg/l	0.5	TRC	0.00946	DIS	0.00547	DIS	0.00396	DIS	1.3	TRC	---	---	1.3	TRC	0.00470 j-	0.00850	0.00760	---	AZ Aquatic and Wildlife - Warm Water Chronic
Iron	mg/l	---	---	---	---	---	---	1	DIS	---	---	---	---	---	---	---	0.217	---	---	---
Lead	mg/l	0.1	TRC	0.047547	DIS	0.022529	DIS	0.000878	DIS	0.015	TRC	---	---	0.015	TRC	<0.003000	<0.005000	<0.003000	---	AZ Aquatic and Wildlife - Warm Water Chronic*
Magnesium	mg/l	---	---	---	---	---	---	---	---	---	---	---	---	---	---	---	2.88	---	---	---
Manganese	mg/l	---	---	---	---	---	---	---	---	130.66701	---	---	---	130.66701	---	---	---	0.08040	---	---
Mercury	mg/l	0.01	TRC	0.005	DIS	0.0024	DIS	0.00001	DIS	0.28	TRC	---	---	0.28	TRC	<0.00020	<0.00020	---	---	AZ Aquatic and Wildlife - Warm Water Chronic*
Molybdenum	mg/l	---	---	---	---	---	---	---	---	---	---	---	---	---	---	---	<0.00800	---	---	---
Nickel	mg/l	---	---	1.85447	DIS	0.20882	DIS	0.02319	DIS	28	TRC	0.511	TRC	28	TRC	<0.01000	---	<0.01000	---	---
Potassium	mg/l	---	---	---	---	---	---	---	---	---	---	---	---	---	---	---	2.30	---	---	---
Selenium	mg/l	0.05	TRC	0.033	TRC	---	---	0.002	TRC	4.667	TRC	0.667	TRC	4.667	TRC	---	<0.00300	<0.00300	---	AZ Aquatic and Wildlife - Warm Water Chronic*
Silver	mg/l	---	---	0.000623	DIS	0.000623	DIS	---	---	4.667	TRC	8	TRC	4.667	TRC	<0.000100	<0.000100	<0.000100	---	---
Sodium	mg/l	---	---	---	---	---	---	---	---	---	---	---	---	---	---	---	7.73	---	---	---
Thallium	mg/l	---	---	---	---	0.7	DIS	0.15	DIS	0.075	TRC	0.001	TRC	0.075	TRC	<0.00200	---	<0.00200	---	AZ Fish Consumption*
Uranium	mg/l	---	---	---	---	---	---	---	---	2.8	---	---	---	2.8	---	---	<0.00005	---	---	---
Zinc	mg/l	25	TRC	0.4953	DIS	0.05219	DIS	0.05219	DIS	280	TRC	5.106	TRC	280	TRC	<0.00500	<0.00500	<0.00500	---	---
Radiologicals																				
Gross Alpha	pCi/l	---	---	---	---	---	---	---	---	---	---	---	---	---	---	---	<1.60	---	---	---
Gross Beta	pCi/l	---	---	---	---	---	---	---	---	---	---	---	---	---	---	---	<4.00	---	---	---
Radionuclides																				
Radium 226	pCi/l	---	---	---	---	---	---	---	---	---	---	---	---	---	---	---	<0.30	---	---	---
Radium 226 + Radium 228	pCi/l	---	---	---	---	---	---	---	---	---	---	---	---	---	---	---	--	---	---	---
Radium 228	pCi/l	---	---	---	---	---	---	---	---	---	---	---	---	---	---	---	<1.40	---	---	---

The hardness value used for calculation of hardness-dependent standards is the hardness of the sample itself, not the hardness of a receiving water.

* Detection limit exceeds standard

‡ For comparison only - no analysis exists

Station Name	DC 13.5 C
Sample ID	RESE-1001021
Sample Date	8/27/2003 11:25:00 AM
Basin	Devils Canyon Watershed
Sub-basin	unknown
QC Type	Original data

Surface Water Hydrochemical Data

MONTGOMERY & ASSOCIATES

Parameters and Constituents		Standards														Results				
Name	Units	AZ Agricultural Livestock Watering		AZ Aquatic and Wildlife - Ephemeral Acute		AZ Aquatic and Wildlife - Warm Water Acute		AZ Aquatic and Wildlife - Warm Water Chronic		AZ Full Body Contact		AZ Fish Consumption		AZ Partial Body Contact		Dissolved Results	Total Results	Total Recoverable Results	Field Results	Use Exceeded
		Standard	Fraction	Standard	Fraction	Standard	Fraction	Standard	Fraction	Standard	Fraction	Standard	Fraction	Standard	Fraction					
Bacteria																				
E. Coli	none	---	---	---	---	---	---	---	---	235	---	---	---	575	---	---	Present	---	---	---
Total Coliforms	none	---	---	---	---	---	---	---	---	---	---	---	---	---	---	---	Present	---	---	---
Field Parameters																				
Depth of Water	in	---	---	---	---	---	---	---	---	---	---	---	---	---	---	---	---	---	0.86	---
Dissolved oxygen	mg/l	---	---	---	---	6	---	6	---	---	---	---	---	---	---	---	---	---	7.18	---
Flow Rate	gallons/minute	---	---	---	---	---	---	---	---	---	---	---	---	---	---	---	---	---	0.30	---
pH (Field)	s.u.	6.5 - 9	---	6.5 - 9	---	6.5 - 9	---	6.5 - 9	---	6.5 - 9	---	---	---	6.5 - 9	---	---	---	---	6.60	---
Specific Conductance (Field)	uS/cm	---	---	---	---	---	---	---	---	---	---	---	---	---	---	---	---	---	139.0	---
Temperature (Field)	Deg C	---	---	---	---	---	---	---	---	---	---	---	---	---	---	---	---	---	26.30	---
Turbidity (Field)	NTUs	---	---	---	---	---	---	---	---	---	---	---	---	---	---	---	---	---	3.00	---
Inorganics																				
Alkalinity (as CaCO3)	mg/l	---	---	---	---	---	---	---	---	---	---	---	---	---	---	---	27.70	---	---	---
Bicarbonate (Calculated by M&A)	mg/l	---	---	---	---	---	---	---	---	---	---	---	---	---	---	---	33.79	---	---	---
Bicarbonate Alkalinity (as CaCO3)	mg/l	---	---	---	---	---	---	---	---	---	---	---	---	---	---	---	27.70	---	---	---
Bromide	mg/l	---	---	---	---	---	---	---	---	---	---	---	---	---	---	<0.100	---	---	---	---
Carbonate (Calculated by M&A)	mg/l	---	---	---	---	---	---	---	---	---	---	---	---	---	---	---	--	---	---	---
Carbonate Alkalinity (as CaCO3)	mg/l	---	---	---	---	---	---	---	---	---	---	---	---	---	---	---	<1.00	---	---	---
Chloride	mg/l	---	---	---	---	---	---	---	---	---	---	---	---	---	---	---	4.44	---	---	---
Cyanide, Total	mg/l	---	---	---	---	---	---	---	---	---	---	---	---	---	---	---	<0.010	---	---	---
Fluoride	mg/l	---	---	---	---	---	---	---	---	140	---	---	---	140	---	<0.100	---	---	---	---
Hardness (as CaCO3)	mg/l	---	---	---	---	---	---	---	---	---	---	---	---	---	---	---	39.0	---	---	---
Nitrate as N	mg/l	---	---	---	---	---	---	---	---	3733.33	---	---	---	3733.33	---	---	1.40	---	---	---
Nitrate+Nitrite as N	mg/l	---	---	---	---	---	---	---	---	---	---	---	---	---	---	---	1.40	---	---	---
Nitrate+Nitrite as N (calculated by M&A)	mg/l	---	---	---	---	---	---	---	---	3733.33	---	---	---	3733.33	---	---	1.40	---	---	---
Nitrite as N	mg/l	---	---	---	---	---	---	---	---	233.33	---	---	---	233.33	---	---	<0.10	---	---	---
Ortho-Phosphate	mg/l	---	---	---	---	---	---	---	---	---	---	---	---	---	---	---	<0.50	---	---	---
Silica	mg/l	---	---	---	---	---	---	---	---	---	---	---	---	---	---	---	23.2	---	---	---
Sulfate	mg/l	---	---	---	---	---	---	---	---	---	---	---	---	---	---	---	14.60	---	---	---
Sulfide	mg/l	---	---	---	---	---	---	---	---	---	---	---	---	---	---	---	<1.00	---	---	---
Lab Parameters																				
Color	Color Units	---	---	---	---	---	---	---	---	---	---	---	---	---	---	---	61	---	---	---
Total Dissolved Solids (Laboratory)	mg/l	---	---	---	---	---	---	---	---	---	---	---	---	---	---	---	121.0	---	---	---
Total Suspended Solids	mg/l	---	---	---	---	---	---	---	---	---	---	---	---	---	---	---	6.00	---	---	---
Metals																				
Aluminum	mg/l	---	---	---	---	---	---	---	---	---	---	---	---	---	---	---	0.123	---	---	---
Antimony	mg/l	---	---	---	---	0.088	DIS	0.03	DIS	0.747	TRC	0.64	TRC	0.747	TRC	<0.00600	<0.00600	<0.00600	---	---
Arsenic	mg/l	0.2	TRC	0.44	DIS	0.34	DIS	0.15	DIS	0.03	TRC	0.08	TRC	0.28	TRC	0.01100	0.01300	0.01100	---	---
Barium	mg/l	---	---	---	---	---	---	---	---	98	TRC	---	---	98	TRC	0.0176	---	---	---	---
Beryllium	mg/l	---	---	---	---	---	---	---	---	1.867	TRC	0.084	TRC	1.867	TRC	<0.00200	<0.00200	<0.00200	---	---
Boron	mg/l	---	---	---	---	---	---	---	---	186.667	TRC	---	---	186.667	TRC	---	<0.0400	---	---	---
Cadmium	mg/l	0.05	---	0.009121	DIS	0.003148	DIS	0.000292	DIS	0.7	TRC	0.084	TRC	0.7	TRC	<0.000100	<0.000100	<0.000100	---	---
Calcium	mg/l	---	---	---	---	---	---	---	---	---	---	---	---	---	---	---	11.00	---	---	---
Chromium	mg/l	1	---	---	---	---	---	---	---	---	---	---	---	---	---	<0.00600	---	<0.00600	---	---
Chromium, Hexavalent‡	mg/l	---	---	0.034	DIS	0.016	DIS	0.011	DIS	2.8	TRC	0.15	TRC	2.8	TRC	<0.00600	---	<0.00600	---	---
Chromium, Trivalent‡	mg/l	---	---	0.88408	TRC	0.2635	TRC	0.03428	TRC	1400	TRC	75	TRC	1400	TRC	<0.00600	---	<0.00600	---	---
Cobalt	mg/l	---	---	---	---	---	---	---	---	---	---	---	---	---	---	---	<0.00600	---	---	---

Station Name	DC 13.5 C
Sample ID	RESE-1001021
Sample Date	8/27/2003 11:25:00 AM
Basin	Devils Canyon Watershed
Sub-basin	unknown
QC Type	Original data

Surface Water Hydrochemical Data

MONTGOMERY & ASSOCIATES

Parameters and Constituents		Standards														Results				
Name	Units	AZ Agricultural Livestock Watering		AZ Aquatic and Wildlife - Ephemeral Acute		AZ Aquatic and Wildlife - Warm Water Acute		AZ Aquatic and Wildlife - Warm Water Chronic		AZ Full Body Contact		AZ Fish Consumption		AZ Partial Body Contact		Dissolved Results	Total Results	Total Recoverable Results	Field Results	Use Exceeded
		Standard	Fraction	Standard	Fraction	Standard	Fraction	Standard	Fraction	Standard	Fraction	Standard	Fraction	Standard	Fraction					
Metals																				
Copper	mg/l	0.5	TRC	0.00958	DIS	0.00553	DIS	0.00401	DIS	1.3	TRC	---	---	1.3	TRC	0.02030	0.02480	0.02520	---	AZ Aquatic and Wildlife - Ephemeral Acute AZ Aquatic and Wildlife - Warm Water Acute AZ Aquatic and Wildlife - Warm Water Chronic
Iron	mg/l	---	---	---	---	---	---	1	DIS	---	---	---	---	---	---	---	0.144	---	---	---
Lead	mg/l	0.1	TRC	0.048236	DIS	0.022856	DIS	0.000891	DIS	0.015	TRC	---	---	0.015	TRC	<0.003000	<0.005000	<0.003000	---	AZ Aquatic and Wildlife - Warm Water Chronic*
Magnesium	mg/l	---	---	---	---	---	---	---	---	---	---	---	---	---	---	---	2.78	---	---	---
Manganese	mg/l	---	---	---	---	---	---	---	---	130.66701	---	---	---	130.66701	---	---	---	0.11300	---	---
Mercury	mg/l	0.01	TRC	0.005	DIS	0.0024	DIS	0.00001	DIS	0.28	TRC	---	---	0.28	TRC	<0.00020	<0.00020	---	---	AZ Aquatic and Wildlife - Warm Water Chronic*
Molybdenum	mg/l	---	---	---	---	---	---	---	---	---	---	---	---	---	---	---	<0.00800	---	---	---
Nickel	mg/l	---	---	1.87483	DIS	0.21111	DIS	0.02345	DIS	28	TRC	0.511	TRC	28	TRC	<0.01000	---	<0.01000	---	---
Potassium	mg/l	---	---	---	---	---	---	---	---	---	---	---	---	---	---	---	2.30	---	---	---
Selenium	mg/l	0.05	TRC	0.033	TRC	---	---	0.002	TRC	4.667	TRC	0.667	TRC	4.667	TRC	---	<0.00300	<0.00300	---	AZ Aquatic and Wildlife - Warm Water Chronic*
Silver	mg/l	---	---	0.000637	DIS	0.000637	DIS	---	---	4.667	TRC	8	TRC	4.667	TRC	0.000100	0.000100	0.000100	---	---
Sodium	mg/l	---	---	---	---	---	---	---	---	---	---	---	---	---	---	---	7.17	---	---	---
Thallium	mg/l	---	---	---	---	0.7	DIS	0.15	DIS	0.075	TRC	0.001	TRC	0.075	TRC	<0.00200	<0.00200	---	---	AZ Fish Consumption*
Zinc	mg/l	25	TRC	0.50074	DIS	0.05277	DIS	0.05277	DIS	280	TRC	5.106	TRC	280	TRC	0.00910	0.01260	0.01380	---	---

The hardness value used for calculation of hardness-dependent standards is the hardness of the sample itself, not the hardness of a receiving water.
* Detection limit exceeds standard
‡ For comparison only - no analysis exists

Station Name	DC 13.5 C
Sample ID	RESE-1001037
Sample Date	11/5/2003 3:00:00 PM
Basin	Devils Canyon Watershed
Sub-basin	unknown
QC Type	Original data

Surface Water Hydrochemical Data

MONTGOMERY & ASSOCIATES

Parameters and Constituents		Standards														Results				
Name	Units	AZ Agricultural Livestock Watering		AZ Aquatic and Wildlife - Ephemeral Acute		AZ Aquatic and Wildlife - Warm Water Acute		AZ Aquatic and Wildlife - Warm Water Chronic		AZ Full Body Contact		AZ Fish Consumption		AZ Partial Body Contact		Dissolved Results	Total Results	Total Recoverable Results	Field Results	Use Exceeded
		Standard	Fraction	Standard	Fraction	Standard	Fraction	Standard	Fraction	Standard	Fraction	Standard	Fraction	Standard	Fraction					
Bacteria																				
E. Coli	MPN/100ml	---	---	---	---	---	---	---	---	235	---	---	---	575	---	---	<2.0	---	---	---
Total Coliforms	MPN/100ml	---	---	---	---	---	---	---	---	---	---	---	---	---	---	---	8.0	---	---	---
Field Parameters																				
Dissolved oxygen	mg/l	---	---	---	---	6	---	6	---	---	---	---	---	---	---	---	---	---	10.72	---
Flow Rate	gallons/minute	---	---	---	---	---	---	---	---	---	---	---	---	---	---	---	---	---	2.50 j	---
pH (Field)	s.u.	6.5 - 9	---	6.5 - 9	---	6.5 - 9	---	6.5 - 9	---	6.5 - 9	---	---	---	6.5 - 9	---	---	---	---	8.00	---
Specific Conductance (Field)	uS/cm	---	---	---	---	---	---	---	---	---	---	---	---	---	---	---	---	---	110.8	---
Temperature (Field)	Deg C	---	---	---	---	---	---	---	---	---	---	---	---	---	---	---	---	---	16.60	---
Turbidity (Field)	NTUs	---	---	---	---	---	---	---	---	---	---	---	---	---	---	---	---	---	1.81	---
Inorganics																				
Alkalinity (as CaCO3)	mg/l	---	---	---	---	---	---	---	---	---	---	---	---	---	---	---	33.50	---	---	---
Bicarbonate (Calculated by M&A)	mg/l	---	---	---	---	---	---	---	---	---	---	---	---	---	---	---	40.87	---	---	---
Bicarbonate Alkalinity (as CaCO3)	mg/l	---	---	---	---	---	---	---	---	---	---	---	---	---	---	---	33.50	---	---	---
Bromide	mg/l	---	---	---	---	---	---	---	---	---	---	---	---	---	---	---	0.470	---	---	---
Carbonate (Calculated by M&A)	mg/l	---	---	---	---	---	---	---	---	---	---	---	---	---	---	---	--	---	---	---
Carbonate Alkalinity (as CaCO3)	mg/l	---	---	---	---	---	---	---	---	---	---	---	---	---	---	---	<1.00	---	---	---
Chloride	mg/l	---	---	---	---	---	---	---	---	---	---	---	---	---	---	---	6.89	---	---	---
Fluoride	mg/l	---	---	---	---	---	---	---	---	140	---	---	---	140	---	---	0.120	---	---	---
Hardness (as CaCO3)	mg/l	---	---	---	---	---	---	---	---	---	---	---	---	---	---	---	33.1	---	---	---
Nitrate as N	mg/l	---	---	---	---	---	---	---	---	3733.33	---	---	---	3733.33	---	---	<0.10	---	---	---
Nitrate+Nitrite as N	mg/l	---	---	---	---	---	---	---	---	---	---	---	---	---	---	---	<0.10	---	---	---
Nitrate+Nitrite as N (calculated by M&A)	mg/l	---	---	---	---	---	---	---	---	3733.33	---	---	---	3733.33	---	---	--	---	---	---
Nitrite as N	mg/l	---	---	---	---	---	---	---	---	233.33	---	---	---	233.33	---	---	<0.10	---	---	---
Ortho-Phosphate	mg/l	---	---	---	---	---	---	---	---	---	---	---	---	---	---	---	<0.50	---	---	---
Silica	mg/l	---	---	---	---	---	---	---	---	---	---	---	---	---	---	---	30.6	---	---	---
Sulfate	mg/l	---	---	---	---	---	---	---	---	---	---	---	---	---	---	---	8.79	---	---	---
Sulfide	mg/l	---	---	---	---	---	---	---	---	---	---	---	---	---	---	---	<1.00	---	---	---
Lab Parameters																				
Color	Color Units	---	---	---	---	---	---	---	---	---	---	---	---	---	---	---	28	---	---	---
Total Dissolved Solids (Laboratory)	mg/l	---	---	---	---	---	---	---	---	---	---	---	---	---	---	---	96.0	---	---	---
Total Suspended Solids	mg/l	---	---	---	---	---	---	---	---	---	---	---	---	---	---	---	8.00	---	---	---
Metals																				
Aluminum	mg/l	---	---	---	---	---	---	---	---	---	---	---	---	---	---	---	0.086	---	---	---
Antimony	mg/l	---	---	---	---	0.088	DIS	0.03	DIS	0.747	TRC	0.64	TRC	0.747	TRC	<0.00300	<0.00300	<0.00300	---	---
Arsenic	mg/l	0.2	TRC	0.44	DIS	0.34	DIS	0.15	DIS	0.03	TRC	0.08	TRC	0.28	TRC	<0.00300	<0.00300	<0.00300	---	---
Barium	mg/l	---	---	---	---	---	---	---	---	98	TRC	---	---	98	TRC	0.0076	---	---	---	---
Beryllium	mg/l	---	---	---	---	---	---	---	---	1.867	TRC	0.084	TRC	1.867	TRC	<0.00200	<0.00200	<0.00200	---	---
Boron	mg/l	---	---	---	---	---	---	---	---	186.667	TRC	---	---	186.667	TRC	---	<0.0400	---	---	---
Cadmium	mg/l	0.05	---	0.007774	DIS	0.002683	DIS	0.00026	DIS	0.7	TRC	0.084	TRC	0.7	TRC	<0.000100	<0.000100	<0.000100	---	---
Calcium	mg/l	---	---	---	---	---	---	---	---	---	---	---	---	---	---	---	9.23	---	---	---
Chromium	mg/l	1	---	---	---	---	---	---	---	---	---	---	---	---	---	<0.00600	---	<0.00600	---	---
Chromium, Hexavalent‡	mg/l	---	---	0.034	DIS	0.016	DIS	0.011	DIS	2.8	TRC	0.15	TRC	2.8	TRC	<0.00600	---	<0.00600	---	---
Chromium, Trivalent‡	mg/l	---	---	0.77294	TRC	0.23037	TRC	0.02997	TRC	1400	TRC	75	TRC	1400	TRC	<0.00600	---	<0.00600	---	---
Cobalt	mg/l	---	---	---	---	---	---	---	---	---	---	---	---	---	---	---	<0.00600	---	---	---
Copper	mg/l	0.5	TRC	0.00821	DIS	0.00474	DIS	0.00348	DIS	1.3	TRC	---	---	1.3	TRC	0.00540	0.00550	0.00640	---	AZ Aquatic and Wildlife - Warm Water Acute AZ Aquatic and Wildlife - Warm Water Chronic

Station Name	DC 13.5 C
Sample ID	RESE-1001037
Sample Date	11/5/2003 3:00:00 PM
Basin	Devils Canyon Watershed
Sub-basin	unknown
QC Type	Original data

Surface Water Hydrochemical Data

MONTGOMERY & ASSOCIATES

Parameters and Constituents		Standards														Results				
Name	Units	AZ Agricultural Livestock Watering		AZ Aquatic and Wildlife - Ephemeral Acute		AZ Aquatic and Wildlife - Warm Water Acute		AZ Aquatic and Wildlife - Warm Water Chronic		AZ Full Body Contact		AZ Fish Consumption		AZ Partial Body Contact		Dissolved Results	Total Results	Total Recoverable Results	Field Results	Use Exceeded
		Standard	Fraction	Standard	Fraction	Standard	Fraction	Standard	Fraction	Standard	Fraction	Standard	Fraction	Standard	Fraction					
Metals																				
Iron	mg/l	---	---	---	---	---	---	1	DIS	---	---	---	---	---	---	---	0.273	---	---	---
Lead	mg/l	0.1	TRC	0.040154	DIS	0.019026	DIS	0.000741	DIS	0.015	TRC	---	---	0.015	TRC	<0.003000	<0.005000	<0.003000	---	AZ Aquatic and Wildlife - Warm Water Chronic*
Magnesium	mg/l	---	---	---	---	---	---	---	---	---	---	---	---	---	---	---	2.44	---	---	---
Manganese	mg/l	---	---	---	---	---	---	---	---	130.66701	---	---	---	130.66701	---	---	---	0.02110	---	---
Mercury	mg/l	0.01	TRC	0.005	DIS	0.0024	DIS	0.00001	DIS	0.28	TRC	---	---	0.28	TRC	<0.00020	<0.00020	---	---	AZ Aquatic and Wildlife - Warm Water Chronic*
Molybdenum	mg/l	---	---	---	---	---	---	---	---	---	---	---	---	---	---	---	<0.00800	---	---	---
Nickel	mg/l	---	---	1.6319	DIS	0.18375	DIS	0.02041	DIS	28	TRC	0.511	TRC	28	TRC	<0.01000	---	<0.01000	---	---
Potassium	mg/l	---	---	---	---	---	---	---	---	---	---	---	---	---	---	---	1.70	---	---	---
Selenium	mg/l	0.05	TRC	0.033	TRC	---	---	0.002	TRC	4.667	TRC	0.667	TRC	4.667	TRC	---	<0.00300	<0.00300	---	AZ Aquatic and Wildlife - Warm Water Chronic*
Silver	mg/l	---	---	0.00048	DIS	0.00048	DIS	---	---	4.667	TRC	8	TRC	4.667	TRC	<0.000100	<0.000100	<0.000100	---	---
Sodium	mg/l	---	---	---	---	---	---	---	---	---	---	---	---	---	---	---	7.03	---	---	---
Thallium	mg/l	---	---	---	---	0.7	DIS	0.15	DIS	0.075	TRC	0.001	TRC	0.075	TRC	<0.00200	<0.00200	---	---	AZ Fish Consumption*
Zinc	mg/l	25	TRC	0.43577	DIS	0.04592	DIS	0.04592	DIS	280	TRC	5.106	TRC	280	TRC	<0.00500	<0.00500	<0.00500	---	---

The hardness value used for calculation of hardness-dependent standards is the hardness of the sample itself, not the hardness of a receiving water.
* Detection limit exceeds standard
‡ For comparison only - no analysis exists

Station Name	DC 13.5 C
Sample ID	RESE-1001059
Sample Date	2/11/2004 10:35:00 AM
Basin	Devils Canyon Watershed
Sub-basin	unknown
QC Type	Original data

Surface Water Hydrochemical Data

MONTGOMERY & ASSOCIATES

Parameters and Constituents		Standards														Results				
Name	Units	AZ Agricultural Livestock Watering		AZ Aquatic and Wildlife - Ephemeral Acute		AZ Aquatic and Wildlife - Warm Water Acute		AZ Aquatic and Wildlife - Warm Water Chronic		AZ Full Body Contact		AZ Fish Consumption		AZ Partial Body Contact		Dissolved Results	Total Results	Total Recoverable Results	Field Results	Use Exceeded
		Standard	Fraction	Standard	Fraction	Standard	Fraction	Standard	Fraction	Standard	Fraction	Standard	Fraction	Standard	Fraction					
Bacteria																				
E. Coli	MPN/100ml	---	---	---	---	---	---	---	---	235	---	---	---	575	---	---	<2.0	---	---	---
Total Coliforms	MPN/100ml	---	---	---	---	---	---	---	---	---	---	---	---	---	---	---	140.0	---	---	---
Field Parameters																				
Dissolved oxygen	mg/l	---	---	---	---	6	---	6	---	---	---	---	---	---	---	---	---	---	8.20	---
Flow Rate	gallons/minute	---	---	---	---	---	---	---	---	---	---	---	---	---	---	---	---	---	47.60	---
pH (Field)	s.u.	6.5 - 9	---	6.5 - 9	---	6.5 - 9	---	6.5 - 9	---	6.5 - 9	---	---	---	6.5 - 9	---	---	---	---	6.50	---
Specific Conductance (Field)	uS/cm	---	---	---	---	---	---	---	---	---	---	---	---	---	---	---	---	---	80.5	---
Temperature (Field)	Deg C	---	---	---	---	---	---	---	---	---	---	---	---	---	---	---	---	---	6.80	---
Turbidity (Field)	NTUs	---	---	---	---	---	---	---	---	---	---	---	---	---	---	---	---	---	3.25	---
Inorganics																				
Alkalinity (as CaCO3)	mg/l	---	---	---	---	---	---	---	---	---	---	---	---	---	---	---	9.14	---	---	---
Bicarbonate (Calculated by M&A)	mg/l	---	---	---	---	---	---	---	---	---	---	---	---	---	---	---	11.15	---	---	---
Bicarbonate Alkalinity (as CaCO3)	mg/l	---	---	---	---	---	---	---	---	---	---	---	---	---	---	---	9.14	---	---	---
Bromide	mg/l	---	---	---	---	---	---	---	---	---	---	---	---	---	---	---	<0.100	---	---	---
Carbonate (Calculated by M&A)	mg/l	---	---	---	---	---	---	---	---	---	---	---	---	---	---	---	--	---	---	---
Carbonate Alkalinity (as CaCO3)	mg/l	---	---	---	---	---	---	---	---	---	---	---	---	---	---	---	<1.00	---	---	---
Chloride	mg/l	---	---	---	---	---	---	---	---	---	---	---	---	---	---	---	3.60	---	---	---
Fluoride	mg/l	---	---	---	---	---	---	---	---	140	---	---	---	140	---	---	<0.100	---	---	---
Hardness (as CaCO3)	mg/l	---	---	---	---	---	---	---	---	---	---	---	---	---	---	---	24.1	---	---	---
Nitrate as N	mg/l	---	---	---	---	---	---	---	---	3733.33	---	---	---	3733.33	---	---	<0.10	---	---	---
Nitrate+Nitrite as N	mg/l	---	---	---	---	---	---	---	---	---	---	---	---	---	---	---	<0.10	---	---	---
Nitrate+Nitrite as N (calculated by M&A)	mg/l	---	---	---	---	---	---	---	---	3733.33	---	---	---	3733.33	---	---	--	---	---	---
Nitrite as N	mg/l	---	---	---	---	---	---	---	---	233.33	---	---	---	233.33	---	---	<0.10	---	---	---
Ortho-Phosphate	mg/l	---	---	---	---	---	---	---	---	---	---	---	---	---	---	---	<0.50	---	---	---
Sulfate	mg/l	---	---	---	---	---	---	---	---	---	---	---	---	---	---	---	20.60	---	---	---
Sulfide	mg/l	---	---	---	---	---	---	---	---	---	---	---	---	---	---	---	<1.00	---	---	---
Lab Parameters																				
Color	Color Units	---	---	---	---	---	---	---	---	---	---	---	---	---	---	---	19	---	---	---
Total Dissolved Solids (Laboratory)	mg/l	---	---	---	---	---	---	---	---	---	---	---	---	---	---	---	76.0	---	---	---
Total Suspended Solids	mg/l	---	---	---	---	---	---	---	---	---	---	---	---	---	---	---	<5.00	---	---	---
Metals																				
Aluminum	mg/l	---	---	---	---	---	---	---	---	---	---	---	---	---	---	---	0.482	---	---	---
Antimony	mg/l	---	---	---	---	0.088	DIS	0.03	DIS	0.747	TRC	0.64	TRC	0.747	TRC	<0.00050	<0.00050	<0.00050	---	---
Arsenic	mg/l	0.2	TRC	0.44	DIS	0.34	DIS	0.15	DIS	0.03	TRC	0.08	TRC	0.28	TRC	0.00069 j	0.00065 j	0.00083 j	---	---
Barium	mg/l	---	---	---	---	---	---	---	---	98	TRC	---	---	98	TRC	0.0101	---	---	---	---
Beryllium	mg/l	---	---	---	---	---	---	---	---	1.867	TRC	0.084	TRC	1.867	TRC	<0.00020	<0.00020	<0.00020	---	---
Boron	mg/l	---	---	---	---	---	---	---	---	186.667	TRC	---	---	186.667	TRC	---	<0.0070	---	---	---
Cadmium	mg/l	0.05	---	0.005706	DIS	0.001969	DIS	0.000208	DIS	0.7	TRC	0.084	TRC	0.7	TRC	<0.000100	<0.000100	<0.000100	---	---
Calcium	mg/l	---	---	---	---	---	---	---	---	---	---	---	---	---	---	---	6.60	---	---	---
Chromium	mg/l	1	---	---	---	---	---	---	---	---	---	---	---	---	---	<0.00030	---	<0.00030	---	---
Chromium, Hexavalent‡	mg/l	---	---	0.034	DIS	0.016	DIS	0.011	DIS	2.8	TRC	0.15	TRC	2.8	TRC	<0.00030	---	<0.00030	---	---
Chromium, Trivalent‡	mg/l	---	---	0.59605	TRC	0.17765	TRC	0.02311	TRC	1400	TRC	75	TRC	1400	TRC	<0.00030	---	<0.00030	---	---
Cobalt	mg/l	---	---	---	---	---	---	---	---	---	---	---	---	---	---	---	<0.00070	---	---	---
Copper	mg/l	0.5	TRC	0.00609	DIS	0.00352	DIS	0.00265	DIS	1.3	TRC	---	---	1.3	TRC	0.00410	0.00610	0.00590	---	AZ Aquatic and Wildlife - Warm Water Acute AZ Aquatic and Wildlife - Warm Water Chronic
Iron	mg/l	---	---	---	---	---	---	1	DIS	---	---	---	---	---	---	---	0.309	---	---	---

Station Name	DC 13.5 C
Sample ID	RESE-1001059
Sample Date	2/11/2004 10:35:00 AM
Basin	Devils Canyon Watershed
Sub-basin	unknown
QC Type	Original data

Surface Water Hydrochemical Data

MONTGOMERY & ASSOCIATES

Parameters and Constituents		Standards														Results				
Name	Units	AZ Agricultural Livestock Watering		AZ Aquatic and Wildlife - Ephemeral Acute		AZ Aquatic and Wildlife - Warm Water Acute		AZ Aquatic and Wildlife - Warm Water Chronic		AZ Full Body Contact		AZ Fish Consumption		AZ Partial Body Contact		Dissolved Results	Total Results	Total Recoverable Results	Field Results	Use Exceeded
		Standard	Fraction	Standard	Fraction	Standard	Fraction	Standard	Fraction	Standard	Fraction	Standard	Fraction	Standard	Fraction					
Metals																				
Lead	mg/l	0.1	TRC	0.028112	DIS	0.01332	DIS	0.000519	DIS	0.015	TRC	---	---	0.015	TRC	<0.001000	<0.001000	<0.001000	---	AZ Aquatic and Wildlife - Warm Water Chronic*
Magnesium	mg/l	---	---	---	---	---	---	---	---	---	---	---	---	---	---	---	1.86	---	---	---
Manganese	mg/l	---	---	---	---	---	---	---	---	130.66701	---	---	---	130.66701	---	---	---	0.01980	---	---
Mercury	mg/l	0.01	TRC	0.005	DIS	0.0024	DIS	0.00001	DIS	0.28	TRC	---	---	0.28	TRC	<0.00020	<0.00020	---	---	AZ Aquatic and Wildlife - Warm Water Chronic*
Molybdenum	mg/l	---	---	---	---	---	---	---	---	---	---	---	---	---	---	---	0.00180 j	---	---	---
Nickel	mg/l	---	---	1.24769	DIS	0.14049	DIS	0.0156	DIS	28	TRC	0.511	TRC	28	TRC	0.00480 j	---	0.00150 j	---	---
Potassium	mg/l	---	---	---	---	---	---	---	---	---	---	---	---	---	---	---	1.37	---	---	---
Selenium	mg/l	0.05	TRC	0.033	TRC	---	---	0.002	TRC	4.667	TRC	0.667	TRC	4.667	TRC	---	<0.00080	<0.00080	---	---
Silver	mg/l	---	---	0.000278	DIS	0.000278	DIS	---	---	4.667	TRC	8	TRC	4.667	TRC	<0.000100	<0.000100	<0.000100	---	---
Sodium	mg/l	---	---	---	---	---	---	---	---	---	---	---	---	---	---	---	5.29	---	---	---
Thallium	mg/l	---	---	---	---	0.7	DIS	0.15	DIS	0.075	TRC	0.001	TRC	0.075	TRC	<0.00040	<0.00040	---	---	---
Zinc	mg/l	25	TRC	0.33303	DIS	0.03509	DIS	0.03509	DIS	280	TRC	5.106	TRC	280	TRC	0.00091 j	0.00120 j	0.00160 j	---	---

The hardness value used for calculation of hardness-dependent standards is the hardness of the sample itself, not the hardness of a receiving water.
* Detection limit exceeds standard
‡ For comparison only - no analysis exists

Station Name	DC 13.5 C
Sample ID	RESE-1001059
Sample Date	2/11/2004 10:35:00 AM
Basin	Devils Canyon Watershed
Sub-basin	unknown
QC Type	Laboratory duplicates

Surface Water Hydrochemical Data

MONTGOMERY & ASSOCIATES

Parameters and Constituents		Standards														Results				
Name	Units	AZ Agricultural Livestock Watering		AZ Aquatic and Wildlife - Ephemeral Acute		AZ Aquatic and Wildlife - Warm Water Acute		AZ Aquatic and Wildlife - Warm Water Chronic		AZ Full Body Contact		AZ Fish Consumption		AZ Partial Body Contact		Dissolved Results	Total Results	Total Recoverable Results	Field Results	Use Exceeded
		Standard	Fraction	Standard	Fraction	Standard	Fraction	Standard	Fraction	Standard	Fraction	Standard	Fraction	Standard	Fraction					
Inorganics																				
Nitrate as N	mg/l	---	---	---	---	---	---	---	---	3733.33	---	---	---	3733.33	---	---	<1.00	---	---	---
Nitrate+Nitrite as N	mg/l	---	---	---	---	---	---	---	---	---	---	---	---	---	---	---	<1.00	---	---	---
Nitrate+Nitrite as N (calculated by M&A)	mg/l	---	---	---	---	---	---	---	---	3733.33	---	---	---	3733.33	---	---	--	---	---	---
Nitrite as N	mg/l	---	---	---	---	---	---	---	---	233.33	---	---	---	233.33	---	---	<1.00	---	---	---
Ortho-Phosphate	mg/l	---	---	---	---	---	---	---	---	---	---	---	---	---	---	---	<5.00	---	---	---

The hardness value used for calculation of hardness-dependent standards is the hardness of the sample itself, not the hardness of a receiving water.

Station Name	DC 13.5 C
Sample ID	24Mar04Flow13.5
Sample Date	3/24/2004
Basin	Devils Canyon Watershed
Sub-basin	unknown
QC Type	Original data

Surface Water Hydrochemical Data

MONTGOMERY & ASSOCIATES

Parameters and Constituents		Standards														Results				
Name	Units	AZ Agricultural Livestock Watering		AZ Aquatic and Wildlife - Ephemeral Acute		AZ Aquatic and Wildlife - Warm Water Acute		AZ Aquatic and Wildlife - Warm Water Chronic		AZ Full Body Contact		AZ Fish Consumption		AZ Partial Body Contact		Dissolved Results	Total Results	Total Recoverable Results	Field Results	Use Exceeded
		Standard	Fraction	Standard	Fraction	Standard	Fraction	Standard	Fraction	Standard	Fraction	Standard	Fraction	Standard	Fraction					
Field Parameters																				
Flow Rate	gallons/minute	---	---	---	---	---	---	---	---	---	---	---	---	---	---	---	---	---	448.80	---

The hardness value used for calculation of hardness-dependent standards is the hardness of the sample itself, not the hardness of a receiving water.

Station Name	DC 13.5 C
Sample ID	06Apr04HW13.5
Sample Date	4/6/2004
Basin	Devils Canyon Watershed
Sub-basin	unknown
QC Type	Original data

Surface Water Hydrochemical Data

MONTGOMERY & ASSOCIATES

Parameters and Constituents		Standards														Results				
Name	Units	AZ Agricultural Livestock Watering		AZ Aquatic and Wildlife - Ephemeral Acute		AZ Aquatic and Wildlife - Warm Water Acute		AZ Aquatic and Wildlife - Warm Water Chronic		AZ Full Body Contact		AZ Fish Consumption		AZ Partial Body Contact		Dissolved Results	Total Results	Total Recoverable Results	Field Results	Use Exceeded
		Standard	Fraction	Standard	Fraction	Standard	Fraction	Standard	Fraction	Standard	Fraction	Standard	Fraction	Standard	Fraction					
Field Parameters																				
Flow Rate	gallons/minute	---	---	---	---	---	---	---	---	---	---	---	---	---	---	---	---	---	2809.49	---

The hardness value used for calculation of hardness-dependent standards is the hardness of the sample itself, not the hardness of a receiving water.

Station Name	DC 13.5 C
Sample ID	RESE-1001086
Sample Date	5/26/2004 8:10:00 AM
Basin	Devils Canyon Watershed
Sub-basin	unknown
QC Type	Original data

Surface Water Hydrochemical Data

MONTGOMERY & ASSOCIATES

Parameters and Constituents		Standards														Results				
Name	Units	AZ Agricultural Livestock Watering		AZ Aquatic and Wildlife - Ephemeral Acute		AZ Aquatic and Wildlife - Warm Water Acute		AZ Aquatic and Wildlife - Warm Water Chronic		AZ Full Body Contact		AZ Fish Consumption		AZ Partial Body Contact		Dissolved Results	Total Results	Total Recoverable Results	Field Results	Use Exceeded
		Standard	Fraction	Standard	Fraction	Standard	Fraction	Standard	Fraction	Standard	Fraction	Standard	Fraction	Standard	Fraction					
Bacteria																				
E. Coli	MPN/100ml	---	---	---	---	---	---	---	---	235	---	---	---	575	---	---	9.0	---	---	---
Total Coliforms	MPN/100ml	---	---	---	---	---	---	---	---	---	---	---	---	---	---	---	170.0	---	---	---
Field Parameters																				
Depth of Water	in	---	---	---	---	---	---	---	---	---	---	---	---	---	---	---	---	---	2.24	---
Dissolved oxygen	mg/l	---	---	---	---	6	---	6	---	---	---	---	---	---	---	---	---	---	8.06	---
Flow Rate	gallons/minute	---	---	---	---	---	---	---	---	---	---	---	---	---	---	---	---	---	2.72	---
pH (Field)	s.u.	6.5 - 9	---	6.5 - 9	---	6.5 - 9	---	6.5 - 9	---	6.5 - 9	---	---	---	6.5 - 9	---	---	---	---	7.40	---
Specific Conductance (Field)	uS/cm	---	---	---	---	---	---	---	---	---	---	---	---	---	---	---	---	---	112.9	---
Temperature (Field)	Deg C	---	---	---	---	---	---	---	---	---	---	---	---	---	---	---	---	---	16.70	---
Turbidity (Field)	NTUs	---	---	---	---	---	---	---	---	---	---	---	---	---	---	---	---	---	2.76	---
Inorganics																				
Alkalinity (as CaCO3)	mg/l	---	---	---	---	---	---	---	---	---	---	---	---	---	---	---	27.70	---	---	---
Bicarbonate (Calculated by M&A)	mg/l	---	---	---	---	---	---	---	---	---	---	---	---	---	---	---	33.79	---	---	---
Bicarbonate Alkalinity (as CaCO3)	mg/l	---	---	---	---	---	---	---	---	---	---	---	---	---	---	---	27.70	---	---	---
Bromide	mg/l	---	---	---	---	---	---	---	---	---	---	---	---	---	---	---	0.140	---	---	---
Carbonate (Calculated by M&A)	mg/l	---	---	---	---	---	---	---	---	---	---	---	---	---	---	---	--	---	---	---
Carbonate Alkalinity (as CaCO3)	mg/l	---	---	---	---	---	---	---	---	---	---	---	---	---	---	---	<1.00	---	---	---
Chloride	mg/l	---	---	---	---	---	---	---	---	---	---	---	---	---	---	---	10.90	---	---	---
Cyanide, Total	mg/l	---	---	---	---	---	---	---	---	---	---	---	---	---	---	---	<0.010	---	---	---
Fluoride	mg/l	---	---	---	---	---	---	---	---	140	---	---	---	140	---	---	<0.100	---	---	---
Hardness (as CaCO3)	mg/l	---	---	---	---	---	---	---	---	---	---	---	---	---	---	---	33.7	---	---	---
Nitrate as N	mg/l	---	---	---	---	---	---	---	---	3733.33	---	---	---	3733.33	---	---	<0.10	---	---	---
Nitrate+Nitrite as N	mg/l	---	---	---	---	---	---	---	---	---	---	---	---	---	---	---	<0.20	---	---	---
Nitrate+Nitrite as N (calculated by M&A)	mg/l	---	---	---	---	---	---	---	---	3733.33	---	---	---	3733.33	---	---	--	---	---	---
Nitrite as N	mg/l	---	---	---	---	---	---	---	---	233.33	---	---	---	233.33	---	---	<0.10	---	---	---
Silica	mg/l	---	---	---	---	---	---	---	---	---	---	---	---	---	---	---	33.2	---	---	---
Sulfate	mg/l	---	---	---	---	---	---	---	---	---	---	---	---	---	---	---	11.50	---	---	---
Sulfide	mg/l	---	---	---	---	---	---	---	---	---	---	---	---	---	---	---	<1.00	---	---	---
Lab Parameters																				
Color	Color Units	---	---	---	---	---	---	---	---	---	---	---	---	---	---	---	19	---	---	---
Total Dissolved Solids (Laboratory)	mg/l	---	---	---	---	---	---	---	---	---	---	---	---	---	---	---	123.0	---	---	---
Total Suspended Solids	mg/l	---	---	---	---	---	---	---	---	---	---	---	---	---	---	---	26.00	---	---	---
Metals																				
Aluminum	mg/l	---	---	---	---	---	---	---	---	---	---	---	---	---	---	---	0.053	---	---	---
Antimony	mg/l	---	---	---	---	0.088	DIS	0.03	DIS	0.747	TRC	0.64	TRC	0.747	TRC	<0.00300	<0.00300	<0.00300	---	---
Arsenic	mg/l	0.2	TRC	0.44	DIS	0.34	DIS	0.15	DIS	0.03	TRC	0.08	TRC	0.28	TRC	<0.00300	<0.00300	<0.00300	---	---
Barium	mg/l	---	---	---	---	---	---	---	---	98	TRC	---	---	98	TRC	0.0119	---	---	---	---
Beryllium	mg/l	---	---	---	---	---	---	---	---	1.867	TRC	0.084	TRC	1.867	TRC	<0.00200	<0.00200	<0.00200	---	---
Boron	mg/l	---	---	---	---	---	---	---	---	186.667	TRC	---	---	186.667	TRC	---	<0.0400	---	---	---
Cadmium	mg/l	0.05	---	0.007912	DIS	0.00273	DIS	0.000263	DIS	0.7	TRC	0.084	TRC	0.7	TRC	0.001000	<0.000100	<0.000100	---	AZ Aquatic and Wildlife - Warm Water Chronic
Calcium	mg/l	---	---	---	---	---	---	---	---	---	---	---	---	---	---	---	8.96	---	---	---
Chromium	mg/l	1	---	---	---	---	---	---	---	---	---	---	---	---	---	<0.00600	---	<0.00600	---	---
Chromium, Hexavalent‡	mg/l	---	---	0.034	DIS	0.016	DIS	0.011	DIS	2.8	TRC	0.15	TRC	2.8	TRC	<0.00600	---	<0.00600	---	---
Chromium, Trivalent‡	mg/l	---	---	0.7844	TRC	0.23379	TRC	0.03041	TRC	1400	TRC	75	TRC	1400	TRC	<0.00600	---	<0.00600	---	---
Cobalt	mg/l	---	---	---	---	---	---	---	---	---	---	---	---	---	---	---	<0.00600	---	---	---
Copper	mg/l	0.5	TRC	0.00835	DIS	0.00482	DIS	0.00354	DIS	1.3	TRC	---	---	1.3	TRC	0.00360	0.00670	0.00450	---	AZ Aquatic and Wildlife - Warm Water Chronic

Station Name	DC 13.5 C
Sample ID	RESE-1001086
Sample Date	5/26/2004 8:10:00 AM
Basin	Devils Canyon Watershed
Sub-basin	unknown
QC Type	Original data

Surface Water Hydrochemical Data

MONTGOMERY & ASSOCIATES

Parameters and Constituents		Standards														Results				
Name	Units	AZ Agricultural Livestock Watering		AZ Aquatic and Wildlife - Ephemeral Acute		AZ Aquatic and Wildlife - Warm Water Acute		AZ Aquatic and Wildlife - Warm Water Chronic		AZ Full Body Contact		AZ Fish Consumption		AZ Partial Body Contact		Dissolved Results	Total Results	Total Recoverable Results	Field Results	Use Exceeded
		Standard	Fraction	Standard	Fraction	Standard	Fraction	Standard	Fraction	Standard	Fraction	Standard	Fraction	Standard	Fraction					
Metals																				
Iron	mg/l	---	---	---	---	---	---	1	DIS	---	---	---	---	---	---	---	0.308	---	---	---
Lead	mg/l	0.1	TRC	0.04097	DIS	0.019413	DIS	0.000756	DIS	0.015	TRC	---	---	0.015	TRC	<0.003000	<0.003000	<0.003000	---	AZ Aquatic and Wildlife - Warm Water Chronic*
Magnesium	mg/l	---	---	---	---	---	---	---	---	---	---	---	---	---	---	---	2.75	---	---	---
Manganese	mg/l	---	---	---	---	---	---	---	---	130.66701	---	---	---	130.66701	---	---	---	0.07490	---	---
Mercury	mg/l	0.01	TRC	0.005	DIS	0.0024	DIS	0.00001	DIS	0.28	TRC	---	---	0.28	TRC	<0.00020	<0.00020	---	---	AZ Aquatic and Wildlife - Warm Water Chronic*
Molybdenum	mg/l	---	---	---	---	---	---	---	---	---	---	---	---	---	---	---	<0.00800	---	---	---
Nickel	mg/l	---	---	1.6569	DIS	0.18657	DIS	0.02072	DIS	28	TRC	0.511	TRC	28	TRC	<0.01000	---	<0.01000	---	---
Potassium	mg/l	---	---	---	---	---	---	---	---	---	---	---	---	---	---	---	2.00	---	---	---
Selenium	mg/l	0.05	TRC	0.033	TRC	---	---	0.002	TRC	4.667	TRC	0.667	TRC	4.667	TRC	---	<0.00300	<0.00300	---	AZ Aquatic and Wildlife - Warm Water Chronic*
Silver	mg/l	---	---	0.000495	DIS	0.000495	DIS	---	---	4.667	TRC	8	TRC	4.667	TRC	<0.000100	<0.000100	<0.000100	---	---
Sodium	mg/l	---	---	---	---	---	---	---	---	---	---	---	---	---	---	---	7.20	---	---	---
Thallium	mg/l	---	---	---	---	0.7	DIS	0.15	DIS	0.075	TRC	0.001	TRC	0.075	TRC	<0.00200	<0.00200	---	---	AZ Fish Consumption*
Uranium	mg/l	---	---	---	---	---	---	---	---	2.8	---	---	---	2.8	---	---	<0.00030	---	---	---
Zinc	mg/l	25	TRC	0.44245	DIS	0.04662	DIS	0.04662	DIS	280	TRC	5.106	TRC	280	TRC	<0.00500	<0.00500	<0.00500	---	---
Other																				
Anions (Laboratory)	meq/l	---	---	---	---	---	---	---	---	---	---	---	---	---	---	---	1.100	---	---	---
Cations (Laboratory)	meq/l	---	---	---	---	---	---	---	---	---	---	---	---	---	---	---	1.060	---	---	---
Ion Balance (Laboratory)	%	---	---	---	---	---	---	---	---	---	---	---	---	---	---	---	-1.85	---	---	---
Total Dissolved Solids (Calc by Lab)	mg/l	---	---	---	---	---	---	---	---	---	---	---	---	---	---	---	102.0	---	---	---
Radiologicals																				
Gross Alpha	pCi/l	---	---	---	---	---	---	---	---	---	---	---	---	---	---	---	<1.60	---	---	---
Gross Beta	pCi/l	---	---	---	---	---	---	---	---	---	---	---	---	---	---	---	<4.00	---	---	---
Radionuclides																				
Radium 226	pCi/l	---	---	---	---	---	---	---	---	---	---	---	---	---	---	---	<0.40	---	---	---
Radium 226 + Radium 228	pCi/l	---	---	---	---	---	---	---	---	---	---	---	---	---	---	---	--	---	---	---
Radium 228	pCi/l	---	---	---	---	---	---	---	---	---	---	---	---	---	---	---	<1.40	---	---	---

The hardness value used for calculation of hardness-dependent standards is the hardness of the sample itself, not the hardness of a receiving water.

* Detection limit exceeds standard

‡ For comparison only - no analysis exists

Station Name	DC 13.5 C
Sample ID	RESE-1001190
Sample Date	2/15/2005 1:05:00 PM
Basin	Devils Canyon Watershed
Sub-basin	unknown
QC Type	Original data

Surface Water Hydrochemical Data

MONTGOMERY & ASSOCIATES

Parameters and Constituents		Standards														Results				
Name	Units	AZ Agricultural Livestock Watering		AZ Aquatic and Wildlife - Ephemeral Acute		AZ Aquatic and Wildlife - Warm Water Acute		AZ Aquatic and Wildlife - Warm Water Chronic		AZ Full Body Contact		AZ Fish Consumption		AZ Partial Body Contact		Dissolved Results	Total Results	Total Recoverable Results	Field Results	Use Exceeded
		Standard	Fraction	Standard	Fraction	Standard	Fraction	Standard	Fraction	Standard	Fraction	Standard	Fraction	Standard	Fraction					
Bacteria																				
E. Coli	MPN/100ml	---	---	---	---	---	---	---	---	235	---	---	---	575	---	---	8.0	---	---	---
Total Coliforms	MPN/100ml	---	---	---	---	---	---	---	---	---	---	---	---	---	---	---	1600.0	---	---	---
Field Parameters																				
Depth of Water	in	---	---	---	---	---	---	---	---	---	---	---	---	---	---	---	---	---	14.58	---
Dissolved oxygen	mg/l	---	---	---	---	6	---	6	---	---	---	---	---	---	---	---	---	---	10.69	---
Flow Rate	gallons/minute	---	---	---	---	---	---	---	---	---	---	---	---	---	---	---	---	---	27120.98	---
pH (Field)	s.u.	6.5 - 9	---	6.5 - 9	---	6.5 - 9	---	6.5 - 9	---	6.5 - 9	---	---	---	6.5 - 9	---	---	---	---	7.40	---
Specific Conductance (Field)	uS/cm	---	---	---	---	---	---	---	---	---	---	---	---	---	---	---	---	---	61.6	---
Temperature (Field)	Deg C	---	---	---	---	---	---	---	---	---	---	---	---	---	---	---	---	---	10.00	---
Turbidity (Field)	NTUs	---	---	---	---	---	---	---	---	---	---	---	---	---	---	---	---	---	9.27	---
Inorganics																				
Alkalinity (as CaCO3)	mg/l	---	---	---	---	---	---	---	---	---	---	---	---	---	---	---	9.22	---	---	---
Bicarbonate (Calculated by M&A)	mg/l	---	---	---	---	---	---	---	---	---	---	---	---	---	---	---	11.25	---	---	---
Bicarbonate Alkalinity (as CaCO3)	mg/l	---	---	---	---	---	---	---	---	---	---	---	---	---	---	---	9.22	---	---	---
Bromide	mg/l	---	---	---	---	---	---	---	---	---	---	---	---	---	---	---	<0.100	---	---	---
Carbonate (Calculated by M&A)	mg/l	---	---	---	---	---	---	---	---	---	---	---	---	---	---	---	--	---	---	---
Carbonate Alkalinity (as CaCO3)	mg/l	---	---	---	---	---	---	---	---	---	---	---	---	---	---	---	<1.00	---	---	---
Chloride	mg/l	---	---	---	---	---	---	---	---	---	---	---	---	---	---	---	3.19	---	---	---
Fluoride	mg/l	---	---	---	---	---	---	---	---	140	---	---	---	140	---	---	0.104	---	---	---
Hardness (as CaCO3)	mg/l	---	---	---	---	---	---	---	---	---	---	---	---	---	---	---	20.8	---	---	---
Nitrate as N	mg/l	---	---	---	---	---	---	---	---	3733.33	---	---	---	3733.33	---	---	0.35	---	---	---
Nitrate+Nitrite as N	mg/l	---	---	---	---	---	---	---	---	---	---	---	---	---	---	---	0.35	---	---	---
Nitrate+Nitrite as N (calculated by M&A)	mg/l	---	---	---	---	---	---	---	---	3733.33	---	---	---	3733.33	---	---	0.35	---	---	---
Nitrite as N	mg/l	---	---	---	---	---	---	---	---	233.33	---	---	---	233.33	---	---	<0.10	---	---	---
Ortho-Phosphate	mg/l	---	---	---	---	---	---	---	---	---	---	---	---	---	---	---	<0.50	---	---	---
Silica	mg/l	---	---	---	---	---	---	---	---	---	---	---	---	---	---	---	26.4	---	---	---
Sulfate	mg/l	---	---	---	---	---	---	---	---	---	---	---	---	---	---	---	10.90	---	---	---
Sulfide	mg/l	---	---	---	---	---	---	---	---	---	---	---	---	---	---	---	<1.00	---	---	---
Lab Parameters																				
Color	Color Units	---	---	---	---	---	---	---	---	---	---	---	---	---	---	---	54	---	---	---
Total Dissolved Solids (Laboratory)	mg/l	---	---	---	---	---	---	---	---	---	---	---	---	---	---	---	75.0	---	---	---
Total Suspended Solids	mg/l	---	---	---	---	---	---	---	---	---	---	---	---	---	---	---	<5.00	---	---	---
Metals																				
Aluminum	mg/l	---	---	---	---	---	---	---	---	---	---	---	---	---	---	---	1.430	---	---	---
Antimony	mg/l	---	---	---	---	0.088	DIS	0.03	DIS	0.747	TRC	0.64	TRC	0.747	TRC	<0.00300	<0.00300	<0.00300	---	---
Arsenic	mg/l	0.2	TRC	0.44	DIS	0.34	DIS	0.15	DIS	0.03	TRC	0.08	TRC	0.28	TRC	0.00320	0.00330	0.00330	---	---
Barium	mg/l	---	---	---	---	---	---	---	---	98	TRC	---	---	98	TRC	0.0121	---	---	---	---
Beryllium	mg/l	---	---	---	---	---	---	---	---	1.867	TRC	0.084	TRC	1.867	TRC	<0.00200	<0.00200	<0.00200	---	---
Boron	mg/l	---	---	---	---	---	---	---	---	186.667	TRC	---	---	186.667	TRC	---	<0.0400	---	---	---
Cadmium	mg/l	0.05	---	0.004943	DIS	0.001706	DIS	0.000188	DIS	0.7	TRC	0.084	TRC	0.7	TRC	<0.000200	<0.000200	<0.000200	---	AZ Aquatic and Wildlife - Warm Water Chronic*
Calcium	mg/l	---	---	---	---	---	---	---	---	---	---	---	---	---	---	---	5.79	---	---	---
Chromium	mg/l	1	---	---	---	---	---	---	---	---	---	---	---	---	---	<0.00600	---	<0.00600	---	---
Chromium, Hexavalent‡	mg/l	---	---	0.034	DIS	0.016	DIS	0.011	DIS	2.8	TRC	0.15	TRC	2.8	TRC	<0.00600	---	<0.00600	---	---
Chromium, Trivalent‡	mg/l	---	---	0.52833	TRC	0.15747	TRC	0.02048	TRC	1400	TRC	75	TRC	1400	TRC	<0.00600	---	<0.00600	---	---
Cobalt	mg/l	---	---	---	---	---	---	---	---	---	---	---	---	---	---	---	<0.00600	---	---	---

Station Name	DC 13.5 C
Sample ID	RESE-1001190
Sample Date	2/15/2005 1:05:00 PM
Basin	Devils Canyon Watershed
Sub-basin	unknown
QC Type	Original data

Surface Water Hydrochemical Data

MONTGOMERY & ASSOCIATES

Parameters and Constituents		Standards														Results				
Name	Units	AZ Agricultural Livestock Watering		AZ Aquatic and Wildlife - Ephemeral Acute		AZ Aquatic and Wildlife - Warm Water Acute		AZ Aquatic and Wildlife - Warm Water Chronic		AZ Full Body Contact		AZ Fish Consumption		AZ Partial Body Contact		Dissolved Results	Total Results	Total Recoverable Results	Field Results	Use Exceeded
		Standard	Fraction	Standard	Fraction	Standard	Fraction	Standard	Fraction	Standard	Fraction	Standard	Fraction	Standard	Fraction					
Metals																				
Copper	mg/l	0.5	TRC	0.0053	DIS	0.00306	DIS	0.00234	DIS	1.3	TRC	---	---	1.3	TRC	0.01500	0.01700	0.01600	---	AZ Aquatic and Wildlife - Ephemeral Acute AZ Aquatic and Wildlife - Warm Water Acute AZ Aquatic and Wildlife - Warm Water Chronic
Iron	mg/l	---	---	---	---	---	---	1	DIS	---	---	---	---	---	---	---	0.697	---	---	---
Lead	mg/l	0.1	TRC	0.023808	DIS	0.011281	DIS	0.00044	DIS	0.015	TRC	---	---	0.015	TRC	<0.003000	<0.003000	<0.003000	---	AZ Aquatic and Wildlife - Warm Water Chronic*
Magnesium	mg/l	---	---	---	---	---	---	---	---	---	---	---	---	---	---	---	1.55	---	---	---
Manganese	mg/l	---	---	---	---	---	---	---	---	130.66701	---	---	---	130.66701	---	---	---	0.00900	---	---
Mercury	mg/l	0.01	TRC	0.005	DIS	0.0024	DIS	0.00001	DIS	0.28	TRC	---	---	0.28	TRC	<0.00020	<0.00020	---	---	AZ Aquatic and Wildlife - Warm Water Chronic*
Molybdenum	mg/l	---	---	---	---	---	---	---	---	---	---	---	---	---	---	---	<0.00800	---	---	---
Nickel	mg/l	---	---	1.10154	DIS	0.12404	DIS	0.01378	DIS	28	TRC	0.511	TRC	28	TRC	<0.01000	---	<0.01000	---	---
Potassium	mg/l	---	---	---	---	---	---	---	---	---	---	---	---	---	---	---	1.78	---	---	---
Selenium	mg/l	0.05	TRC	0.033	TRC	---	---	0.002	TRC	4.667	TRC	0.667	TRC	4.667	TRC	---	<0.00300	<0.00300	---	AZ Aquatic and Wildlife - Warm Water Chronic*
Silver	mg/l	---	---	0.000216	DIS	0.000216	DIS	---	---	4.667	TRC	8	TRC	4.667	TRC	<0.000100	<0.000100	0.000130	---	---
Sodium	mg/l	---	---	---	---	---	---	---	---	---	---	---	---	---	---	---	4.09	---	---	---
Thallium	mg/l	---	---	---	---	0.7	DIS	0.15	DIS	0.075	TRC	0.001	TRC	0.075	TRC	<0.00200	<0.00200	---	---	AZ Fish Consumption*
Zinc	mg/l	25	TRC	0.29397	DIS	0.03098	DIS	0.03098	DIS	280	TRC	5.106	TRC	280	TRC	<0.01000	<0.01000	<0.01000	---	---
Other																				
Anions (Laboratory)	meq/l	---	---	---	---	---	---	---	---	---	---	---	---	---	---	---	0.510	---	---	---
Cations (Laboratory)	meq/l	---	---	---	---	---	---	---	---	---	---	---	---	---	---	---	0.830	---	---	---
Ion Balance (Laboratory)	%	---	---	---	---	---	---	---	---	---	---	---	---	---	---	---	23.90	---	---	---
Total Dissolved Solids (Calc by Lab)	mg/l	---	---	---	---	---	---	---	---	---	---	---	---	---	---	---	68.6	---	---	---

The hardness value used for calculation of hardness-dependent standards is the hardness of the sample itself, not the hardness of a receiving water.
* Detection limit exceeds standard
‡ For comparison only - no analysis exists

Station Name	DC 13.5 C
Sample ID	RESE-1001209
Sample Date	5/9/2005 1:15:00 PM
Basin	Devils Canyon Watershed
Sub-basin	unknown
QC Type	Original data

Surface Water Hydrochemical Data

MONTGOMERY & ASSOCIATES

Parameters and Constituents		Standards														Results				
Name	Units	AZ Agricultural Livestock Watering		AZ Aquatic and Wildlife - Ephemeral Acute		AZ Aquatic and Wildlife - Warm Water Acute		AZ Aquatic and Wildlife - Warm Water Chronic		AZ Full Body Contact		AZ Fish Consumption		AZ Partial Body Contact		Dissolved Results	Total Results	Total Recoverable Results	Field Results	Use Exceeded
		Standard	Fraction	Standard	Fraction	Standard	Fraction	Standard	Fraction	Standard	Fraction	Standard	Fraction	Standard	Fraction					
Bacteria																				
E. Coli	MPN/100ml	---	---	---	---	---	---	---	---	235	---	---	---	575	---	---	2.0	---	---	---
Total Coliforms	MPN/100ml	---	---	---	---	---	---	---	---	---	---	---	---	---	---	---	30.0	---	---	---
Field Parameters																				
Depth of Water	in	---	---	---	---	---	---	---	---	---	---	---	---	---	---	---	---	---	3.36	---
Dissolved oxygen	mg/l	---	---	---	---	6	---	6	---	---	---	---	---	---	---	---	---	---	11.01	---
Flow Rate	gallons/minute	---	---	---	---	---	---	---	---	---	---	---	---	---	---	---	---	---	5.76	---
pH (Field)	s.u.	6.5 - 9	---	6.5 - 9	---	6.5 - 9	---	6.5 - 9	---	6.5 - 9	---	---	---	6.5 - 9	---	---	---	---	7.40	---
Specific Conductance (Field)	uS/cm	---	---	---	---	---	---	---	---	---	---	---	---	---	---	---	---	---	151.2	---
Temperature (Field)	Deg C	---	---	---	---	---	---	---	---	---	---	---	---	---	---	---	---	---	26.30	---
Turbidity (Field)	NTUs	---	---	---	---	---	---	---	---	---	---	---	---	---	---	---	---	---	0.71	---
Inorganics																				
Alkalinity (as CaCO3)	mg/l	---	---	---	---	---	---	---	---	---	---	---	---	---	---	---	16.90	---	---	---
Bicarbonate (Calculated by M&A)	mg/l	---	---	---	---	---	---	---	---	---	---	---	---	---	---	---	20.62	---	---	---
Bicarbonate Alkalinity (as CaCO3)	mg/l	---	---	---	---	---	---	---	---	---	---	---	---	---	---	---	16.90	---	---	---
Bromide	mg/l	---	---	---	---	---	---	---	---	---	---	---	---	---	---	---	0.116	---	---	---
Carbonate (Calculated by M&A)	mg/l	---	---	---	---	---	---	---	---	---	---	---	---	---	---	---	--	---	---	---
Carbonate Alkalinity (as CaCO3)	mg/l	---	---	---	---	---	---	---	---	---	---	---	---	---	---	---	<1.00	---	---	---
Chloride	mg/l	---	---	---	---	---	---	---	---	---	---	---	---	---	---	---	13.70	---	---	---
Fluoride	mg/l	---	---	---	---	---	---	---	---	140	---	---	---	140	---	---	<0.100	---	---	---
Hardness (as CaCO3)	mg/l	---	---	---	---	---	---	---	---	---	---	---	---	---	---	---	47.1	---	---	---
Nitrate as N	mg/l	---	---	---	---	---	---	---	---	3733.33	---	---	---	3733.33	---	---	<0.10	---	---	---
Nitrate+Nitrite as N	mg/l	---	---	---	---	---	---	---	---	---	---	---	---	---	---	---	<0.20	---	---	---
Nitrate+Nitrite as N (calculated by M&A)	mg/l	---	---	---	---	---	---	---	---	3733.33	---	---	---	3733.33	---	---	--	---	---	---
Nitrite as N	mg/l	---	---	---	---	---	---	---	---	233.33	---	---	---	233.33	---	---	<0.10	---	---	---
Ortho-Phosphate	mg/l	---	---	---	---	---	---	---	---	---	---	---	---	---	---	---	<0.50	---	---	---
Silica	mg/l	---	---	---	---	---	---	---	---	---	---	---	---	---	---	---	28.4	---	---	---
Sulfate	mg/l	---	---	---	---	---	---	---	---	---	---	---	---	---	---	---	27.40	---	---	---
Sulfide	mg/l	---	---	---	---	---	---	---	---	---	---	---	---	---	---	---	<1.00	---	---	---
Lab Parameters																				
Color	Color Units	---	---	---	---	---	---	---	---	---	---	---	---	---	---	---	10	---	---	---
Total Dissolved Solids (Laboratory)	mg/l	---	---	---	---	---	---	---	---	---	---	---	---	---	---	---	122.0	---	---	---
Total Suspended Solids	mg/l	---	---	---	---	---	---	---	---	---	---	---	---	---	---	---	<5.00	---	---	---
Metals																				
Aluminum	mg/l	---	---	---	---	---	---	---	---	---	---	---	---	---	---	---	0.072	---	---	---
Antimony	mg/l	---	---	---	---	0.088	DIS	0.03	DIS	0.747	TRC	0.64	TRC	0.747	TRC	<0.00300	<0.00300	<0.00300	---	---
Arsenic	mg/l	0.2	TRC	0.44	DIS	0.34	DIS	0.15	DIS	0.03	TRC	0.08	TRC	0.28	TRC	<0.00300	<0.00300	<0.00300	---	---
Barium	mg/l	---	---	---	---	---	---	---	---	98	TRC	---	---	98	TRC	0.0153	---	---	---	---
Beryllium	mg/l	---	---	---	---	---	---	---	---	1.867	TRC	0.084	TRC	1.867	TRC	<0.00200	<0.00200	<0.00200	---	---
Boron	mg/l	---	---	---	---	---	---	---	---	186.667	TRC	---	---	186.667	TRC	---	<0.0400	---	---	---
Cadmium	mg/l	0.05	---	0.010962	DIS	0.003783	DIS	0.000332	DIS	0.7	TRC	0.084	TRC	0.7	TRC	<0.000200	<0.000200	<0.000200	---	---
Calcium	mg/l	---	---	---	---	---	---	---	---	---	---	---	---	---	---	---	13.20	---	---	---
Chromium	mg/l	1	---	---	---	---	---	---	---	---	---	---	---	---	---	<0.00600	---	<0.00600	---	---
Chromium, Hexavalent‡	mg/l	---	---	0.034	DIS	0.016	DIS	0.011	DIS	2.8	TRC	0.15	TRC	2.8	TRC	<0.00600	---	<0.00600	---	---
Chromium, Trivalent‡	mg/l	---	---	1.03184	TRC	0.30754	TRC	0.04	TRC	1400	TRC	75	TRC	1400	TRC	<0.00600	---	<0.00600	---	---
Cobalt	mg/l	---	---	---	---	---	---	---	---	---	---	---	---	---	---	---	<0.00600	---	---	---

Station Name	DC 13.5 C
Sample ID	RESE-1001209
Sample Date	5/9/2005 1:15:00 PM
Basin	Devils Canyon Watershed
Sub-basin	unknown
QC Type	Original data

Surface Water Hydrochemical Data

MONTGOMERY & ASSOCIATES

Parameters and Constituents		Standards														Results				
Name	Units	AZ Agricultural Livestock Watering		AZ Aquatic and Wildlife - Ephemeral Acute		AZ Aquatic and Wildlife - Warm Water Acute		AZ Aquatic and Wildlife - Warm Water Chronic		AZ Full Body Contact		AZ Fish Consumption		AZ Partial Body Contact		Dissolved Results	Total Results	Total Recoverable Results	Field Results	Use Exceeded
		Standard	Fraction	Standard	Fraction	Standard	Fraction	Standard	Fraction	Standard	Fraction	Standard	Fraction	Standard	Fraction					
Metals																				
Copper	mg/l	0.5	TRC	0.01144	DIS	0.00661	DIS	0.00471	DIS	1.3	TRC	---	---	1.3	TRC	<0.01000	<0.01000	<0.01000	---	AZ Aquatic and Wildlife - Warm Water Acute* AZ Aquatic and Wildlife - Warm Water Chronic*
Iron	mg/l	---	---	---	---	---	---	1	DIS	---	---	---	---	---	---	---	0.209	---	---	---
Lead	mg/l	0.1	TRC	0.059517	DIS	0.028201	DIS	0.001099	DIS	0.015	TRC	---	---	0.015	TRC	<0.003000	<0.003000	<0.003000	---	AZ Aquatic and Wildlife - Warm Water Chronic*
Magnesium	mg/l	---	---	---	---	---	---	---	---	---	---	---	---	---	---	---	3.40	---	---	---
Manganese	mg/l	---	---	---	---	---	---	---	---	130.66701	---	---	---	130.66701	---	---	---	0.06070	---	---
Mercury	mg/l	0.01	TRC	0.005	DIS	0.0024	DIS	0.00001	DIS	0.28	TRC	---	---	0.28	TRC	<0.00020	<0.00020	---	---	AZ Aquatic and Wildlife - Warm Water Chronic*
Molybdenum	mg/l	---	---	---	---	---	---	---	---	---	---	---	---	---	---	---	<0.00800	---	---	---
Nickel	mg/l	---	---	2.19936	DIS	0.24765	DIS	0.02751	DIS	28	TRC	0.511	TRC	28	TRC	<0.01000	---	<0.01000	---	---
Potassium	mg/l	---	---	---	---	---	---	---	---	---	---	---	---	---	---	---	2.27	---	---	---
Selenium	mg/l	0.05	TRC	0.033	TRC	---	---	0.002	TRC	4.667	TRC	0.667	TRC	4.667	TRC	---	<0.00300	<0.00300	---	AZ Aquatic and Wildlife - Warm Water Chronic*
Silver	mg/l	---	---	0.000881	DIS	0.000881	DIS	---	---	4.667	TRC	8	TRC	4.667	TRC	<0.000100	<0.000100	<0.000100	---	---
Sodium	mg/l	---	---	---	---	---	---	---	---	---	---	---	---	---	---	---	7.93	---	---	---
Thallium	mg/l	---	---	---	---	0.7	DIS	0.15	DIS	0.075	TRC	0.001	TRC	0.075	TRC	<0.00200	<0.00200	---	---	AZ Fish Consumption*
Zinc	mg/l	25	TRC	0.58756	DIS	0.06192	DIS	0.06192	DIS	280	TRC	5.106	TRC	280	TRC	<0.01000	<0.01000	<0.01000	---	---
Other																				
Anions (Laboratory)	meq/l	---	---	---	---	---	---	---	---	---	---	---	---	---	---	---	1.300	---	---	---
Cations (Laboratory)	meq/l	---	---	---	---	---	---	---	---	---	---	---	---	---	---	---	1.360	---	---	---
Ion Balance (Laboratory)	%	---	---	---	---	---	---	---	---	---	---	---	---	---	---	---	2.30	---	---	---
Total Dissolved Solids (Calc by Lab)	mg/l	---	---	---	---	---	---	---	---	---	---	---	---	---	---	---	114.0	---	---	---

The hardness value used for calculation of hardness-dependent standards is the hardness of the sample itself, not the hardness of a receiving water.
* Detection limit exceeds standard
‡ For comparison only - no analysis exists

Station Name	DC 13.5 C
Sample ID	RESE-1001225
Sample Date	8/10/2005 10:30:00 AM
Basin	Devils Canyon Watershed
Sub-basin	unknown
QC Type	Original data

Surface Water Hydrochemical Data

MONTGOMERY & ASSOCIATES

Parameters and Constituents		Standards														Results				
Name	Units	AZ Agricultural Livestock Watering		AZ Aquatic and Wildlife - Ephemeral Acute		AZ Aquatic and Wildlife - Warm Water Acute		AZ Aquatic and Wildlife - Warm Water Chronic		AZ Full Body Contact		AZ Fish Consumption		AZ Partial Body Contact		Dissolved Results	Total Results	Total Recoverable Results	Field Results	Use Exceeded
		Standard	Fraction	Standard	Fraction	Standard	Fraction	Standard	Fraction	Standard	Fraction	Standard	Fraction	Standard	Fraction					
Bacteria																				
E. Coli	MPN/100ml	---	---	---	---	---	---	---	---	235	---	---	---	575	---	---	1600 ge	---	---	AZ Full Body Contact AZ Partial Body Contact
Total Coliforms	MPN/100ml	---	---	---	---	---	---	---	---	---	---	---	---	---	---	---	1600 ge	---	---	---
Field Parameters																				
Depth of Water	in	---	---	---	---	---	---	---	---	---	---	---	---	---	---	---	---	---	3.88	---
Dissolved oxygen	mg/l	---	---	---	---	6	---	6	---	---	---	---	---	---	---	---	---	---	7.53	---
Flow Rate	gallons/minute	---	---	---	---	---	---	---	---	---	---	---	---	---	---	---	---	---	35.00 j	---
pH (Field)	s.u.	6.5 - 9	---	6.5 - 9	---	6.5 - 9	---	6.5 - 9	---	6.5 - 9	---	---	---	6.5 - 9	---	---	---	---	7.60	---
Specific Conductance (Field)	uS/cm	---	---	---	---	---	---	---	---	---	---	---	---	---	---	---	---	---	88.0	---
Temperature (Field)	Deg C	---	---	---	---	---	---	---	---	---	---	---	---	---	---	---	---	---	24.80	---
Turbidity (Field)	NTUs	---	---	---	---	---	---	---	---	---	---	---	---	---	---	---	---	---	4.58	---
Inorganics																				
Alkalinity (as CaCO3)	mg/l	---	---	---	---	---	---	---	---	---	---	---	---	---	---	---	15.40	---	---	---
Bicarbonate (Calculated by M&A)	mg/l	---	---	---	---	---	---	---	---	---	---	---	---	---	---	---	18.79	---	---	---
Bicarbonate Alkalinity (as CaCO3)	mg/l	---	---	---	---	---	---	---	---	---	---	---	---	---	---	---	15.40	---	---	---
Bromide	mg/l	---	---	---	---	---	---	---	---	---	---	---	---	---	---	---	<0.100	---	---	---
Carbonate (Calculated by M&A)	mg/l	---	---	---	---	---	---	---	---	---	---	---	---	---	---	---	--	---	---	---
Carbonate Alkalinity (as CaCO3)	mg/l	---	---	---	---	---	---	---	---	---	---	---	---	---	---	---	<1.00	---	---	---
Chloride	mg/l	---	---	---	---	---	---	---	---	---	---	---	---	---	---	---	7.65	---	---	---
Fluoride	mg/l	---	---	---	---	---	---	---	---	140	---	---	---	140	---	---	<0.100	---	---	---
Hardness (as CaCO3)	mg/l	---	---	---	---	---	---	---	---	---	---	---	---	---	---	---	27.0	---	---	---
Nitrate as N	mg/l	---	---	---	---	---	---	---	---	3733.33	---	---	---	3733.33	---	---	0.51	---	---	---
Nitrate+Nitrite as N	mg/l	---	---	---	---	---	---	---	---	---	---	---	---	---	---	---	0.55	---	---	---
Nitrate+Nitrite as N (calculated by M&A)	mg/l	---	---	---	---	---	---	---	---	3733.33	---	---	---	3733.33	---	---	0.51	---	---	---
Nitrite as N	mg/l	---	---	---	---	---	---	---	---	233.33	---	---	---	233.33	---	---	<0.10	---	---	---
Ortho-Phosphate	mg/l	---	---	---	---	---	---	---	---	---	---	---	---	---	---	---	<0.50	---	---	---
Silica	mg/l	---	---	---	---	---	---	---	---	---	---	---	---	---	---	---	12.9 j	---	---	---
Sulfate	mg/l	---	---	---	---	---	---	---	---	---	---	---	---	---	---	---	6.78	---	---	---
Sulfide	mg/l	---	---	---	---	---	---	---	---	---	---	---	---	---	---	---	<1.00	---	---	---
Lab Parameters																				
Color	Color Units	---	---	---	---	---	---	---	---	---	---	---	---	---	---	---	54	---	---	---
Total Dissolved Solids (Laboratory)	mg/l	---	---	---	---	---	---	---	---	---	---	---	---	---	---	---	30.0	---	---	---
Total Suspended Solids	mg/l	---	---	---	---	---	---	---	---	---	---	---	---	---	---	---	8.00 j	---	---	---
Metals																				
Aluminum	mg/l	---	---	---	---	---	---	---	---	---	---	---	---	---	---	---	0.154	---	---	---
Antimony	mg/l	---	---	---	---	0.088	DIS	0.03	DIS	0.747	TRC	0.64	TRC	0.747	TRC	<0.00300	<0.00300	<0.00300	---	---
Arsenic	mg/l	0.2	TRC	0.44	DIS	0.34	DIS	0.15	DIS	0.03	TRC	0.08	TRC	0.28	TRC	0.00840	0.00880	0.00780	---	---
Barium	mg/l	---	---	---	---	---	---	---	---	98	TRC	---	---	98	TRC	0.0158	---	---	---	---
Beryllium	mg/l	---	---	---	---	---	---	---	---	1.867	TRC	0.084	TRC	1.867	TRC	<0.00200	<0.00200	<0.00200	---	---
Boron	mg/l	---	---	---	---	---	---	---	---	186.667	TRC	---	---	186.667	TRC	---	<0.0400	---	---	---
Cadmium	mg/l	0.05	---	0.006375	DIS	0.0022	DIS	0.000226	DIS	0.7	TRC	0.084	TRC	0.7	TRC	<0.000200	0.000200 j	<0.000200	---	---
Calcium	mg/l	---	---	---	---	---	---	---	---	---	---	---	---	---	---	---	7.54	---	---	---
Chromium	mg/l	1	---	---	---	---	---	---	---	---	---	---	---	---	---	<0.00600	---	<0.00600	---	---
Chromium, Hexavalent‡	mg/l	---	---	0.034	DIS	0.016	DIS	0.011	DIS	2.8	TRC	0.15	TRC	2.8	TRC	<0.00600	---	<0.00600	---	---
Chromium, Trivalent‡	mg/l	---	---	0.65418	TRC	0.19498	TRC	0.02536	TRC	1400	TRC	75	TRC	1400	TRC	<0.00600	---	<0.00600	---	---
Cobalt	mg/l	---	---	---	---	---	---	---	---	---	---	---	---	---	---	---	<0.00600	---	---	---

Station Name	DC 13.5 C
Sample ID	RESE-1001225
Sample Date	8/10/2005 10:30:00 AM
Basin	Devils Canyon Watershed
Sub-basin	unknown
QC Type	Original data

Surface Water Hydrochemical Data

MONTGOMERY & ASSOCIATES

Parameters and Constituents		Standards														Results				
Name	Units	AZ Agricultural Livestock Watering		AZ Aquatic and Wildlife - Ephemeral Acute		AZ Aquatic and Wildlife - Warm Water Acute		AZ Aquatic and Wildlife - Warm Water Chronic		AZ Full Body Contact		AZ Fish Consumption		AZ Partial Body Contact		Dissolved Results	Total Results	Total Recoverable Results	Field Results	Use Exceeded
		Standard	Fraction	Standard	Fraction	Standard	Fraction	Standard	Fraction	Standard	Fraction	Standard	Fraction	Standard	Fraction					
Metals																				
Copper	mg/l	0.5	TRC	0.00677	DIS	0.00391	DIS	0.00293	DIS	1.3	TRC	---	---	1.3	TRC	<0.01000	<0.01300	<0.01300	---	AZ Aquatic and Wildlife - Ephemeral Acute* AZ Aquatic and Wildlife - Warm Water Acute* AZ Aquatic and Wildlife - Warm Water Chronic*
Iron	mg/l	---	---	---	---	---	---	1	DIS	---	---	---	---	---	---	---	0.211	---	---	---
Lead	mg/l	0.1	TRC	0.031948	DIS	0.015138	DIS	0.00059	DIS	0.015	TRC	---	---	0.015	TRC	<0.003000	<0.003000	<0.003000	---	AZ Aquatic and Wildlife - Warm Water Chronic*
Magnesium	mg/l	---	---	---	---	---	---	---	---	---	---	---	---	---	---	---	1.99	---	---	---
Manganese	mg/l	---	---	---	---	---	---	---	---	130.66701	---	---	---	130.66701	---	---	---	0.14200	---	---
Mercury	mg/l	0.01	TRC	0.005	DIS	0.0024	DIS	0.00001	DIS	0.28	TRC	---	---	0.28	TRC	<0.00020	<0.00020	---	---	AZ Aquatic and Wildlife - Warm Water Chronic*
Molybdenum	mg/l	---	---	---	---	---	---	---	---	---	---	---	---	---	---	---	<0.00800	---	---	---
Nickel	mg/l	---	---	1.37358	DIS	0.15467	DIS	0.01718	DIS	28	TRC	0.511	TRC	28	TRC	<0.01000	---	<0.01000	---	---
Potassium	mg/l	---	---	---	---	---	---	---	---	---	---	---	---	---	---	---	1.75	---	---	---
Selenium	mg/l	0.05	TRC	0.033	TRC	---	---	0.002	TRC	4.667	TRC	0.667	TRC	4.667	TRC	---	<0.00300	<0.00300	---	AZ Aquatic and Wildlife - Warm Water Chronic*
Silver	mg/l	---	---	0.000338	DIS	0.000338	DIS	---	---	4.667	TRC	8	TRC	4.667	TRC	<0.000100	<0.000100	<0.000100	---	---
Sodium	mg/l	---	---	---	---	---	---	---	---	---	---	---	---	---	---	---	4.10	---	---	---
Thallium	mg/l	---	---	---	---	0.7	DIS	0.15	DIS	0.075	TRC	0.001	TRC	0.075	TRC	<0.00200	<0.00200	---	---	AZ Fish Consumption*
Zinc	mg/l	25	TRC	0.36669	DIS	0.03864	DIS	0.03864	DIS	280	TRC	5.106	TRC	280	TRC	<0.01000	<0.01000	<0.01000	---	---
Other																				
Anions (Laboratory)	meq/l	---	---	---	---	---	---	---	---	---	---	---	---	---	---	---	0.670	---	---	---
Cations (Laboratory)	meq/l	---	---	---	---	---	---	---	---	---	---	---	---	---	---	---	0.800	---	---	---
Ion Balance (Laboratory)	%	---	---	---	---	---	---	---	---	---	---	---	---	---	---	---	8.84	---	---	---
Total Dissolved Solids (Calc by Lab)	mg/l	---	---	---	---	---	---	---	---	---	---	---	---	---	---	---	55.8	---	---	---

The hardness value used for calculation of hardness-dependent standards is the hardness of the sample itself, not the hardness of a receiving water.
* Detection limit exceeds standard
‡ For comparison only - no analysis exists

Station Name	DC 13.5 C
Sample ID	RESE-1002014
Sample Date	8/21/2008 12:00:00 PM
Basin	Devils Canyon Watershed
Sub-basin	unknown
QC Type	Original data

Surface Water Hydrochemical Data

MONTGOMERY & ASSOCIATES

Parameters and Constituents		Standards														Results				
Name	Units	AZ Agricultural Livestock Watering		AZ Aquatic and Wildlife - Ephemeral Acute		AZ Aquatic and Wildlife - Warm Water Acute		AZ Aquatic and Wildlife - Warm Water Chronic		AZ Full Body Contact		AZ Fish Consumption		AZ Partial Body Contact		Dissolved Results	Total Results	Total Recoverable Results	Field Results	Use Exceeded
		Standard	Fraction	Standard	Fraction	Standard	Fraction	Standard	Fraction	Standard	Fraction	Standard	Fraction	Standard	Fraction					
Field Parameters																				
Dissolved oxygen	mg/l	---	---	---	---	6	---	6	---	---	---	---	---	---	---	---	---	---	7.04	---
Flow Rate	gallons/minute	---	---	---	---	---	---	---	---	---	---	---	---	---	---	---	---	---	0.60	---
pH (Field)	s.u.	6.5 - 9	---	6.5 - 9	---	6.5 - 9	---	6.5 - 9	---	6.5 - 9	---	---	---	6.5 - 9	---	---	---	---	8.25	---
Specific Conductance (Field)	uS/cm	---	---	---	---	---	---	---	---	---	---	---	---	---	---	---	---	---	152.0	---
Temperature (Field)	Deg C	---	---	---	---	---	---	---	---	---	---	---	---	---	---	---	---	---	30.60	---
Turbidity (Field)	NTUs	---	---	---	---	---	---	---	---	---	---	---	---	---	---	---	---	---	3.55	---
Inorganics																				
Alkalinity (as CaCO3)	mg/l	---	---	---	---	---	---	---	---	---	---	---	---	---	---	50.30	51.10	---	---	---
Bicarbonate (Calculated by M&A)	mg/l	---	---	---	---	---	---	---	---	---	---	---	---	---	---	61.37	---	---	---	---
Bicarbonate Alkalinity (as CaCO3)	mg/l	---	---	---	---	---	---	---	---	---	---	---	---	---	---	50.30	51.10	---	---	---
Bromide	mg/l	---	---	---	---	---	---	---	---	---	---	---	---	---	---	---	0.187	---	---	---
Carbonate (Calculated by M&A)	mg/l	---	---	---	---	---	---	---	---	---	---	---	---	---	---	--	---	---	---	---
Carbonate Alkalinity (as CaCO3)	mg/l	---	---	---	---	---	---	---	---	---	---	---	---	---	---	<1.00	<1.00	---	---	---
Chloride	mg/l	---	---	---	---	---	---	---	---	---	---	---	---	---	---	14.60	14.60	---	---	---
Fluoride	mg/l	---	---	---	---	---	---	---	---	140	---	---	---	140	---	---	<0.100	---	---	---
Hardness (as CaCO3)	mg/l	---	---	---	---	---	---	---	---	---	---	---	---	---	---	---	49.3	---	---	---
Hydroxide Alkalinity (as CaCO3)	mg/l	---	---	---	---	---	---	---	---	---	---	---	---	---	---	<1.0	<1.0	---	---	---
Nitrate as N	mg/l	---	---	---	---	---	---	---	---	3733.33	---	---	---	3733.33	---	---	<0.20	---	---	---
Nitrate+Nitrite as N (calculated by M&A)	mg/l	---	---	---	---	---	---	---	---	3733.33	---	---	---	3733.33	---	---	--	---	---	---
Nitrite as N	mg/l	---	---	---	---	---	---	---	---	233.33	---	---	---	233.33	---	---	<0.10	---	---	---
Orthophosphate as P	mg/l	---	---	---	---	---	---	---	---	---	---	---	---	---	---	---	<0.20	---	---	---
Silica	mg/l	---	---	---	---	---	---	---	---	---	---	---	---	---	---	39.1	---	---	---	---
Sulfate	mg/l	---	---	---	---	---	---	---	---	---	---	---	---	---	---	0.66	0.70	---	---	---
Lab Parameters																				
Total Dissolved Solids (Laboratory)	mg/l	---	---	---	---	---	---	---	---	---	---	---	---	---	---	---	130.0 j	---	---	---
Total Suspended Solids	mg/l	---	---	---	---	---	---	---	---	---	---	---	---	---	---	---	5.00	---	---	---
Metals																				
Aluminum	mg/l	---	---	---	---	---	---	---	---	---	---	---	---	---	---	<0.0141	---	---	---	---
Antimony	mg/l	---	---	---	---	0.088	DIS	0.03	DIS	0.747	TRC	0.64	TRC	0.747	TRC	0.00021 j	<0.00040	---	---	---
Arsenic	mg/l	0.2	TRC	0.44	DIS	0.34	DIS	0.15	DIS	0.03	TRC	0.08	TRC	0.28	TRC	<0.00660	<0.00650	---	---	---
Barium	mg/l	---	---	---	---	---	---	---	---	98	TRC	---	---	98	TRC	0.0200	---	---	---	---
Beryllium	mg/l	---	---	---	---	---	---	---	---	1.867	TRC	0.084	TRC	1.867	TRC	<0.00036	<0.00036	---	---	---
Boron	mg/l	---	---	---	---	---	---	---	---	186.667	TRC	---	---	186.667	TRC	---	0.0188 j	---	---	---
Cadmium	mg/l	0.05	---	0.087609	DIS	0.030232	DIS	0.001468	DIS	0.7	TRC	0.084	TRC	0.7	TRC	<0.000034	<0.000960	---	---	---
Calcium	mg/l	---	---	---	---	---	---	---	---	---	---	---	---	---	---	13.00	14.00	---	---	---
Chromium	mg/l	1	---	---	---	---	---	---	---	---	---	---	---	---	---	---	<0.00100	---	---	---
Chromium, Hexavalent‡	mg/l	---	---	0.034	DIS	0.016	DIS	0.011	DIS	2.8	TRC	0.15	TRC	2.8	TRC	---	<0.00100	---	---	---
Chromium, Trivalent‡	mg/l	---	---	5.9497	TRC	1.7733	TRC	0.23067	TRC	1400	TRC	75	TRC	1400	TRC	---	<0.00100	---	---	---
Cobalt	mg/l	---	---	---	---	---	---	---	---	---	---	---	---	---	---	<0.00065	---	---	---	---
Copper	mg/l	0.5	TRC	0.08588	DIS	0.04962	DIS	0.02928	DIS	1.3	TRC	---	---	1.3	TRC	0.00230	<0.00390	---	---	---
Iron	mg/l	---	---	---	---	---	---	1	DIS	---	---	---	---	---	---	0.471	---	---	---	---
Lead	mg/l	0.1	TRC	0.592712	DIS	0.280846	DIS	0.010944	DIS	0.015	TRC	---	---	0.015	TRC	0.000106 j	0.000441 jd	---	---	---
Magnesium	mg/l	---	---	---	---	---	---	---	---	---	---	---	---	---	---	3.37	3.47	---	---	---
Manganese	mg/l	---	---	---	---	---	---	---	---	130.66701	---	---	---	130.66701	---	0.07560	0.21900	---	---	---
Mercury	mg/l	0.01	TRC	0.005	DIS	0.0024	DIS	0.00001	DIS	0.28	TRC	---	---	0.28	TRC	<0.000064	<0.000064	---	---	AZ Aquatic and Wildlife - Warm Water Chronic*

Station Name	DC 13.5 C
Sample ID	RESE-1002014
Sample Date	8/21/2008 12:00:00 PM
Basin	Devils Canyon Watershed
Sub-basin	unknown
QC Type	Original data

Surface Water Hydrochemical Data

MONTGOMERY & ASSOCIATES

Parameters and Constituents		Standards														Results				
Name	Units	AZ Agricultural Livestock Watering		AZ Aquatic and Wildlife - Ephemeral Acute		AZ Aquatic and Wildlife - Warm Water Acute		AZ Aquatic and Wildlife - Warm Water Chronic		AZ Full Body Contact		AZ Fish Consumption		AZ Partial Body Contact		Dissolved Results	Total Results	Total Recoverable Results	Field Results	Use Exceeded
		Standard	Fraction	Standard	Fraction	Standard	Fraction	Standard	Fraction	Standard	Fraction	Standard	Fraction	Standard	Fraction					
Metals																				
Molybdenum	mg/l	---	---	---	---	---	---	---	---	---	---	---	---	---	---	<0.00230	---	---	---	---
Nickel	mg/l	---	---	13.43579	DIS	1.51289	DIS	0.16804	DIS	28	TRC	0.511	TRC	28	TRC	<0.00230	<0.00230	---	---	---
Potassium	mg/l	---	---	---	---	---	---	---	---	---	---	---	---	---	---	2.31	2.51	---	---	---
Selenium	mg/l	0.05	TRC	0.033	TRC	---	---	0.002	TRC	4.667	TRC	0.667	TRC	4.667	TRC	---	<0.00500	---	---	AZ Aquatic and Wildlife - Warm Water Chronic*
Silver	mg/l	---	---	0.034911	DIS	0.034911	DIS	---	---	4.667	TRC	8	TRC	4.667	TRC	<0.000017	<0.000790	---	---	---
Sodium	mg/l	---	---	---	---	---	---	---	---	---	---	---	---	---	---	8.99	9.29	---	---	---
Strontium	mg/l	---	---	---	---	---	---	---	---	---	---	---	---	---	---	0.0900	---	---	---	---
Strontium (by isotope dilution)	ppm	---	---	---	---	---	---	---	---	---	---	---	---	---	---	---	0.0998	---	---	---
Thallium	mg/l	---	---	---	---	0.7	DIS	0.15	DIS	0.075	TRC	0.001	TRC	0.075	TRC	<0.000018	<0.000072	---	---	---
Uranium	mg/l	---	---	---	---	---	---	---	---	2.8	---	---	---	2.8	---	---	<0.00030	---	---	---
Zinc	mg/l	25	TRC	3.5994	DIS	0.3793	DIS	0.3793	DIS	280	TRC	5.106	TRC	280	TRC	<0.00190	0.00310 j	---	---	---
Other																				
Dissolved Organic Carbon	mg/l	---	---	---	---	---	---	---	---	---	---	---	---	---	---	---	---	---	10.10	---
Radiogenic Isotopes																				
Strontium 87/86	none	---	---	---	---	---	---	---	---	---	---	---	---	---	---	---	0.710162	---	---	---
Tritium	TU	---	---	---	---	---	---	---	---	---	---	---	---	---	---	---	3.90	---	---	---
Radiologicals																				
Gross Alpha	pCi/l	---	---	---	---	---	---	---	---	---	---	---	---	---	---	---	5.10	---	---	---
Gross Beta	pCi/l	---	---	---	---	---	---	---	---	---	---	---	---	---	---	---	<3.20	---	---	---
Uranium Activity (Calc 907.0)	pCi/l	---	---	---	---	---	---	---	---	---	---	---	---	---	---	---	<0.2	---	---	---
Radionuclides																				
Radium 226	pCi/l	---	---	---	---	---	---	---	---	---	---	---	---	---	---	---	<0.22	---	---	---
Radium 226 + Radium 228	pCi/l	---	---	---	---	---	---	---	---	---	---	---	---	---	---	---	--	---	---	---
Radium 228	pCi/l	---	---	---	---	---	---	---	---	---	---	---	---	---	---	---	<1.20	---	---	---
Uranium 234	pCi/l	---	---	---	---	---	---	---	---	---	---	---	---	---	---	---	<0.2	---	---	---
Uranium 235	pCi/l	---	---	---	---	---	---	---	---	---	---	---	---	---	---	---	<0.2	---	---	---
Uranium 238	pCi/l	---	---	---	---	---	---	---	---	---	---	---	---	---	---	---	<0.2	---	---	---
Stable Isotopes																				
Delta Deuterium	per mil	---	---	---	---	---	---	---	---	---	---	---	---	---	---	---	-73.0	---	---	---
Delta Oxygen-18	per mil	---	---	---	---	---	---	---	---	---	---	---	---	---	---	---	-8.70	---	---	---
Delta Oxygen-18 of Sulfate	per mil	---	---	---	---	---	---	---	---	---	---	---	---	---	---	---	i	---	---	---
Delta Sulfur-34	per mil	---	---	---	---	---	---	---	---	---	---	---	---	---	---	---	1.6	---	---	---

The hardness value used for calculation of hardness-dependent standards is the hardness of the sample itself, not the hardness of a receiving water.

* Detection limit exceeds standard

‡ For comparison only - no analysis exists

Station Name	DC 13.5 C
Sample ID	RESE-1002033
Sample Date	11/12/2008 2:30:00 PM
Basin	Devils Canyon Watershed
Sub-basin	unknown
QC Type	Original data

Surface Water Hydrochemical Data

MONTGOMERY & ASSOCIATES

Parameters and Constituents		Standards														Results				
Name	Units	AZ Agricultural Livestock Watering		AZ Aquatic and Wildlife - Ephemeral Acute		AZ Aquatic and Wildlife - Warm Water Acute		AZ Aquatic and Wildlife - Warm Water Chronic		AZ Full Body Contact		AZ Fish Consumption		AZ Partial Body Contact		Dissolved Results	Total Results	Total Recoverable Results	Field Results	Use Exceeded
		Standard	Fraction	Standard	Fraction	Standard	Fraction	Standard	Fraction	Standard	Fraction	Standard	Fraction	Standard	Fraction					
Field Parameters																				
Dissolved oxygen	mg/l	---	---	---	---	6	---	6	---	---	---	---	---	---	---	---	---	---	3.23	AZ Aquatic and Wildlife - Warm Water Acute† AZ Aquatic and Wildlife - Warm Water Chronic†
Flow Rate	gallons/minute	---	---	---	---	---	---	---	---	---	---	---	---	---	---	---	---	---	1.10	---
pH (Field)	s.u.	6.5 - 9	---	6.5 - 9	---	6.5 - 9	---	6.5 - 9	---	6.5 - 9	---	---	---	6.5 - 9	---	---	---	---	7.84	---
Specific Conductance (Field)	uS/cm	---	---	---	---	---	---	---	---	---	---	---	---	---	---	---	---	---	141.5	---
Temperature (Field)	Deg C	---	---	---	---	---	---	---	---	---	---	---	---	---	---	---	---	---	17.00	---
Turbidity (Field)	NTUs	---	---	---	---	---	---	---	---	---	---	---	---	---	---	---	---	---	3.77	---
Inorganics																				
Alkalinity (as CaCO3)	mg/l	---	---	---	---	---	---	---	---	---	---	---	---	---	---	---	51.40	---	---	---
Bicarbonate (Calculated by M&A)	mg/l	---	---	---	---	---	---	---	---	---	---	---	---	---	---	---	62.71	---	---	---
Bicarbonate Alkalinity (as CaCO3)	mg/l	---	---	---	---	---	---	---	---	---	---	---	---	---	---	---	51.40	---	---	---
Bromide	mg/l	---	---	---	---	---	---	---	---	---	---	---	---	---	---	---	0.169	---	---	---
Carbonate (Calculated by M&A)	mg/l	---	---	---	---	---	---	---	---	---	---	---	---	---	---	---	--	---	---	---
Carbonate Alkalinity (as CaCO3)	mg/l	---	---	---	---	---	---	---	---	---	---	---	---	---	---	---	<1.00	---	---	---
Chloride	mg/l	---	---	---	---	---	---	---	---	---	---	---	---	---	---	---	11.50	---	---	---
Fluoride	mg/l	---	---	---	---	---	---	---	---	140	---	---	---	140	---	---	0.202	---	---	---
Hardness (as CaCO3)	mg/l	---	---	---	---	---	---	---	---	---	---	---	---	---	---	46.8	---	---	---	---
Nitrate as N	mg/l	---	---	---	---	---	---	---	---	3733.33	---	---	---	3733.33	---	---	<0.20	---	---	---
Nitrate+Nitrite as N	mg/l	---	---	---	---	---	---	---	---	---	---	---	---	---	---	---	<0.30	---	---	---
Nitrate+Nitrite as N (calculated by M&A)	mg/l	---	---	---	---	---	---	---	---	3733.33	---	---	---	3733.33	---	---	--	---	---	---
Nitrite as N	mg/l	---	---	---	---	---	---	---	---	233.33	---	---	---	233.33	---	---	<0.10	---	---	---
Orthophosphate as P	mg/l	---	---	---	---	---	---	---	---	---	---	---	---	---	---	---	<0.20	---	---	---
Silica	mg/l	---	---	---	---	---	---	---	---	---	---	---	---	---	---	32.3	---	---	---	---
Sulfate	mg/l	---	---	---	---	---	---	---	---	---	---	---	---	---	---	---	1.45	---	---	---
Lab Parameters																				
Total Dissolved Solids (Laboratory)	mg/l	---	---	---	---	---	---	---	---	---	---	---	---	---	---	---	110.0	---	---	---
Total Suspended Solids	mg/l	---	---	---	---	---	---	---	---	---	---	---	---	---	---	---	17.00	---	---	---
Metals																				
Aluminum	mg/l	---	---	---	---	---	---	---	---	---	---	---	---	---	---	<0.080	---	---	---	---
Antimony	mg/l	---	---	---	---	0.088	DIS	0.03	DIS	0.747	TRC	0.64	TRC	0.747	TRC	<0.00300	---	<0.00300	---	---
Arsenic	mg/l	0.2	TRC	0.44	DIS	0.34	DIS	0.15	DIS	0.03	TRC	0.08	TRC	0.28	TRC	<0.02500	---	<0.02500	---	---
Barium	mg/l	---	---	---	---	---	---	---	---	98	TRC	---	---	98	TRC	0.0111	---	---	---	---
Beryllium	mg/l	---	---	---	---	---	---	---	---	1.867	TRC	0.084	TRC	1.867	TRC	<0.00200	---	<0.00200	---	---
Boron	mg/l	---	---	---	---	---	---	---	---	186.667	TRC	---	---	186.667	TRC	---	---	<0.0400	---	---
Cadmium	mg/l	0.05	---	0.010894	DIS	0.003759	DIS	0.000331	DIS	0.7	TRC	0.084	TRC	0.7	TRC	<0.000200	---	<0.002000	---	---
Calcium	mg/l	---	---	---	---	---	---	---	---	---	---	---	---	---	---	---	---	13.00	---	---
Chromium	mg/l	1	---	---	---	---	---	---	---	---	---	---	---	---	---	---	---	<0.00600	---	---
Chromium, Hexavalent‡	mg/l	---	---	0.034	DIS	0.016	DIS	0.011	DIS	2.8	TRC	0.15	TRC	2.8	TRC	---	---	<0.00600	---	---
Chromium, Trivalent‡	mg/l	---	---	1.02645	TRC	0.30593	TRC	0.0398	TRC	1400	TRC	75	TRC	1400	TRC	---	---	<0.00600	---	---
Cobalt	mg/l	---	---	---	---	---	---	---	---	---	---	---	---	---	---	<0.00600	---	---	---	---
Copper	mg/l	0.5	TRC	0.01137	DIS	0.00657	DIS	0.00468	DIS	1.3	TRC	---	---	1.3	TRC	0.00190	---	<0.01000	---	---
Iron	mg/l	---	---	---	---	---	---	1	DIS	---	---	---	---	---	---	0.489	---	---	---	---
Lead	mg/l	0.1	TRC	0.059096	DIS	0.028002	DIS	0.001091	DIS	0.015	TRC	---	---	0.015	TRC	<0.003000	---	<0.003000	---	AZ Aquatic and Wildlife - Warm Water Chronic*
Magnesium	mg/l	---	---	---	---	---	---	---	---	---	---	---	---	---	---	---	---	3.47	---	---
Manganese	mg/l	---	---	---	---	---	---	---	---	130.66701	---	---	---	130.66701	---	0.04960	---	0.23600	---	---
Mercury	mg/l	0.01	TRC	0.005	DIS	0.0024	DIS	0.00001	DIS	0.28	TRC	---	---	0.28	TRC	<0.00020	<0.00020	---	---	AZ Aquatic and Wildlife - Warm Water Chronic*

Station Name	DC 13.5 C
Sample ID	RESE-1002033
Sample Date	11/12/2008 2:30:00 PM
Basin	Devils Canyon Watershed
Sub-basin	unknown
QC Type	Original data

Surface Water Hydrochemical Data

MONTGOMERY & ASSOCIATES

Parameters and Constituents		Standards														Results				
Name	Units	AZ Agricultural Livestock Watering		AZ Aquatic and Wildlife - Ephemeral Acute		AZ Aquatic and Wildlife - Warm Water Acute		AZ Aquatic and Wildlife - Warm Water Chronic		AZ Full Body Contact		AZ Fish Consumption		AZ Partial Body Contact		Dissolved Results	Total Results	Total Recoverable Results	Field Results	Use Exceeded
		Standard	Fraction	Standard	Fraction	Standard	Fraction	Standard	Fraction	Standard	Fraction	Standard	Fraction	Standard	Fraction					
Metals																				
Molybdenum	mg/l	---	---	---	---	---	---	---	---	---	---	---	---	---	---	<0.00800	---	---	---	---
Nickel	mg/l	---	---	2.1875	DIS	0.24632	DIS	0.02736	DIS	28	TRC	0.511	TRC	28	TRC	<0.01000	---	<0.01000	---	---
Potassium	mg/l	---	---	---	---	---	---	---	---	---	---	---	---	---	---	---	---	2.05	---	---
Selenium	mg/l	0.05	TRC	0.033	TRC	---	---	0.002	TRC	4.667	TRC	0.667	TRC	4.667	TRC	---	---	<0.00300	---	AZ Aquatic and Wildlife - Warm Water Chronic*
Silver	mg/l	---	---	0.000871	DIS	0.000871	DIS	---	---	4.667	TRC	8	TRC	4.667	TRC	<0.000100	---	<0.005000	---	---
Sodium	mg/l	---	---	---	---	---	---	---	---	---	---	---	---	---	---	---	---	8.21	---	---
Strontium	mg/l	---	---	---	---	---	---	---	---	---	---	---	---	---	---	0.0850	---	---	---	---
Thallium	mg/l	---	---	---	---	0.7	DIS	0.15	DIS	0.075	TRC	0.001	TRC	0.075	TRC	<0.00100	---	<0.00100	---	AZ Fish Consumption*
Zinc	mg/l	25	TRC	0.58439	DIS	0.06158	DIS	0.06158	DIS	280	TRC	5.106	TRC	280	TRC	<0.01000	---	<0.01000	---	---
Other																				
Dissolved Organic Carbon	mg/l	---	---	---	---	---	---	---	---	---	---	---	---	---	---	---	---	---	7.27	---

The hardness value used for calculation of hardness-dependent standards is the hardness of the sample itself, not the hardness of a receiving water.
* Detection limit exceeds standard
† Exceedance is considered less than regulatory limit
‡ For comparison only - no analysis exists

Station Name	DC 13.5 C
Sample ID	RESE-1002034
Sample Date	11/12/2008 3:00:00 PM
Basin	Devils Canyon Watershed
Sub-basin	unknown
QC Type	Field duplicates

Surface Water Hydrochemical Data

MONTGOMERY & ASSOCIATES

Parameters and Constituents		Standards														Results				
Name	Units	AZ Agricultural Livestock Watering		AZ Aquatic and Wildlife - Ephemeral Acute		AZ Aquatic and Wildlife - Warm Water Acute		AZ Aquatic and Wildlife - Warm Water Chronic		AZ Full Body Contact		AZ Fish Consumption		AZ Partial Body Contact		Dissolved Results	Total Results	Total Recoverable Results	Field Results	Use Exceeded
		Standard	Fraction	Standard	Fraction	Standard	Fraction	Standard	Fraction	Standard	Fraction	Standard	Fraction	Standard	Fraction					
Field Parameters																				
Flow Rate	gallons/minute	---	---	---	---	---	---	---	---	---	---	---	---	---	---	---	---	---	1.10	---
Inorganics																				
Alkalinity (as CaCO3)	mg/l	---	---	---	---	---	---	---	---	---	---	---	---	---	---	---	51.80	---	---	---
Bicarbonate (Calculated by M&A)	mg/l	---	---	---	---	---	---	---	---	---	---	---	---	---	---	---	63.20	---	---	---
Bicarbonate Alkalinity (as CaCO3)	mg/l	---	---	---	---	---	---	---	---	---	---	---	---	---	---	---	51.80	---	---	---
Bromide	mg/l	---	---	---	---	---	---	---	---	---	---	---	---	---	---	---	0.208	---	---	---
Carbonate (Calculated by M&A)	mg/l	---	---	---	---	---	---	---	---	---	---	---	---	---	---	---	--	---	---	---
Carbonate Alkalinity (as CaCO3)	mg/l	---	---	---	---	---	---	---	---	---	---	---	---	---	---	---	<1.00	---	---	---
Chloride	mg/l	---	---	---	---	---	---	---	---	---	---	---	---	---	---	---	10.90	---	---	---
Fluoride	mg/l	---	---	---	---	---	---	---	---	140	---	---	---	140	---	---	0.337	---	---	---
Hardness (as CaCO3)	mg/l	---	---	---	---	---	---	---	---	---	---	---	---	---	---	47.8	---	---	---	---
Nitrate as N	mg/l	---	---	---	---	---	---	---	---	3733.33	---	---	---	3733.33	---	---	<0.20	---	---	---
Nitrate+Nitrite as N	mg/l	---	---	---	---	---	---	---	---	---	---	---	---	---	---	---	<0.30	---	---	---
Nitrate+Nitrite as N (calculated by M&A)	mg/l	---	---	---	---	---	---	---	---	3733.33	---	---	---	3733.33	---	---	--	---	---	---
Nitrite as N	mg/l	---	---	---	---	---	---	---	---	233.33	---	---	---	233.33	---	---	<0.10	---	---	---
Orthophosphate as P	mg/l	---	---	---	---	---	---	---	---	---	---	---	---	---	---	---	<0.20	---	---	---
Silica	mg/l	---	---	---	---	---	---	---	---	---	---	---	---	---	---	32.1	---	---	---	---
Sulfate	mg/l	---	---	---	---	---	---	---	---	---	---	---	---	---	---	---	1.45	---	---	---
Lab Parameters																				
Total Dissolved Solids (Laboratory)	mg/l	---	---	---	---	---	---	---	---	---	---	---	---	---	---	---	120.0	---	---	---
Total Suspended Solids	mg/l	---	---	---	---	---	---	---	---	---	---	---	---	---	---	---	14.00	---	---	---
Metals																				
Aluminum	mg/l	---	---	---	---	---	---	---	---	---	---	---	---	---	---	<0.080	---	---	---	---
Antimony	mg/l	---	---	---	---	0.088	DIS	0.03	DIS	0.747	TRC	0.64	TRC	0.747	TRC	<0.00300	---	<0.00300	---	---
Arsenic	mg/l	0.2	TRC	0.44	DIS	0.34	DIS	0.15	DIS	0.03	TRC	0.08	TRC	0.28	TRC	<0.02500	---	<0.02500	---	---
Barium	mg/l	---	---	---	---	---	---	---	---	98	TRC	---	---	98	TRC	0.0110	---	---	---	---
Beryllium	mg/l	---	---	---	---	---	---	---	---	1.867	TRC	0.084	TRC	1.867	TRC	<0.00200	---	<0.00200	---	---
Boron	mg/l	---	---	---	---	---	---	---	---	186.667	TRC	---	---	186.667	TRC	---	---	<0.0400	---	---
Cadmium	mg/l	0.05	---	0.01112	DIS	0.003837	DIS	0.000336	DIS	0.7	TRC	0.084	TRC	0.7	TRC	<0.000200	---	<0.002000	---	---
Calcium	mg/l	---	---	---	---	---	---	---	---	---	---	---	---	---	---	---	---	13.30	---	---
Chromium	mg/l	1	---	---	---	---	---	---	---	---	---	---	---	---	---	---	---	<0.00600	---	---
Chromium, Hexavalent‡	mg/l	---	---	0.034	DIS	0.016	DIS	0.011	DIS	2.8	TRC	0.15	TRC	2.8	TRC	---	---	<0.00600	---	---
Chromium, Trivalent‡	mg/l	---	---	1.04438	TRC	0.31128	TRC	0.04049	TRC	1400	TRC	75	TRC	1400	TRC	---	---	<0.00600	---	---
Cobalt	mg/l	---	---	---	---	---	---	---	---	---	---	---	---	---	---	<0.00600	---	---	---	---
Copper	mg/l	0.5	TRC	0.0116	DIS	0.0067	DIS	0.00477	DIS	1.3	TRC	---	---	1.3	TRC	0.00194	---	<0.01000	---	---
Iron	mg/l	---	---	---	---	---	---	1	DIS	---	---	---	---	---	---	0.502	---	---	---	---
Lead	mg/l	0.1	TRC	0.060501	DIS	0.028667	DIS	0.001117	DIS	0.015	TRC	---	---	0.015	TRC	<0.003000	---	<0.003000	---	AZ Aquatic and Wildlife - Warm Water Chronic*
Magnesium	mg/l	---	---	---	---	---	---	---	---	---	---	---	---	---	---	---	---	3.55	---	---
Manganese	mg/l	---	---	---	---	---	---	---	---	130.66701	---	---	---	130.66701	---	0.04930	---	0.26000	---	---
Mercury	mg/l	0.01	TRC	0.005	DIS	0.0024	DIS	0.00001	DIS	0.28	TRC	---	---	0.28	TRC	<0.00020	<0.00020	---	---	AZ Aquatic and Wildlife - Warm Water Chronic*
Molybdenum	mg/l	---	---	---	---	---	---	---	---	---	---	---	---	---	---	<0.00800	---	---	---	---
Nickel	mg/l	---	---	2.22698	DIS	0.25076	DIS	0.02785	DIS	28	TRC	0.511	TRC	28	TRC	<0.01000	---	<0.01000	---	---
Potassium	mg/l	---	---	---	---	---	---	---	---	---	---	---	---	---	---	---	---	2.08	---	---
Selenium	mg/l	0.05	TRC	0.033	TRC	---	---	0.002	TRC	4.667	TRC	0.667	TRC	4.667	TRC	---	---	<0.00300	---	AZ Aquatic and Wildlife - Warm Water Chronic*
Silver	mg/l	---	---	0.000904	DIS	0.000904	DIS	---	---	4.667	TRC	8	TRC	4.667	TRC	<0.000100	---	<0.005000	---	---

Station Name	DC 13.5 C
Sample ID	RESE-1002034
Sample Date	11/12/2008 3:00:00 PM
Basin	Devils Canyon Watershed
Sub-basin	unknown
QC Type	Field duplicates

Surface Water Hydrochemical Data

MONTGOMERY & ASSOCIATES

Parameters and Constituents		Standards														Results				
Name	Units	AZ Agricultural Livestock Watering		AZ Aquatic and Wildlife - Ephemeral Acute		AZ Aquatic and Wildlife - Warm Water Acute		AZ Aquatic and Wildlife - Warm Water Chronic		AZ Full Body Contact		AZ Fish Consumption		AZ Partial Body Contact		Dissolved Results	Total Results	Total Recoverable Results	Field Results	Use Exceeded
		Standard	Fraction	Standard	Fraction	Standard	Fraction	Standard	Fraction	Standard	Fraction	Standard	Fraction	Standard	Fraction					
Metals																				
Sodium	mg/l	---	---	---	---	---	---	---	---	---	---	---	---	---	---	---	---	8.31	---	---
Strontium	mg/l	---	---	---	---	---	---	---	---	---	---	---	---	---	---	0.0845	---	---	---	---
Thallium	mg/l	---	---	---	---	0.7	DIS	0.15	DIS	0.075	TRC	0.001	TRC	0.075	TRC	<0.00100	---	<0.00100	---	AZ Fish Consumption*
Zinc	mg/l	25	TRC	0.59495	DIS	0.0627	DIS	0.0627	DIS	280	TRC	5.106	TRC	280	TRC	<0.01000	---	<0.01000	---	---
Other																				
Dissolved Organic Carbon	mg/l	---	---	---	---	---	---	---	---	---	---	---	---	---	---	---	---	---	7.28	---

The hardness value used for calculation of hardness-dependent standards is the hardness of the sample itself, not the hardness of a receiving water.
* Detection limit exceeds standard
‡ For comparison only - no analysis exists

Station Name	DC 13.5 C
Sample ID	RESE-1002057
Sample Date	2/19/2009 10:00:00 AM
Basin	Devils Canyon Watershed
Sub-basin	unknown
QC Type	Original data

Surface Water Hydrochemical Data

MONTGOMERY & ASSOCIATES

Parameters and Constituents		Standards														Results				
Name	Units	AZ Agricultural Livestock Watering		AZ Aquatic and Wildlife - Ephemeral Acute		AZ Aquatic and Wildlife - Warm Water Acute		AZ Aquatic and Wildlife - Warm Water Chronic		AZ Full Body Contact		AZ Fish Consumption		AZ Partial Body Contact		Dissolved Results	Total Results	Total Recoverable Results	Field Results	Use Exceeded
		Standard	Fraction	Standard	Fraction	Standard	Fraction	Standard	Fraction	Standard	Fraction	Standard	Fraction	Standard	Fraction					
Field Parameters																				
Dissolved oxygen	mg/l	---	---	---	---	6	---	6	---	---	---	---	---	---	---	---	---	---	10.42	---
Flow Rate	gallons/minute	---	---	---	---	---	---	---	---	---	---	---	---	---	---	---	---	---	7051.00	---
pH (Field)	s.u.	6.5 - 9	---	6.5 - 9	---	6.5 - 9	---	6.5 - 9	---	6.5 - 9	---	---	---	6.5 - 9	---	---	---	---	7.68	---
Specific Conductance (Field)	uS/cm	---	---	---	---	---	---	---	---	---	---	---	---	---	---	---	---	---	70.6	---
Temperature (Field)	Deg C	---	---	---	---	---	---	---	---	---	---	---	---	---	---	---	---	---	7.00	---
Turbidity (Field)	NTUs	---	---	---	---	---	---	---	---	---	---	---	---	---	---	---	---	---	8.75	---
Inorganics																				
Alkalinity (as CaCO3)	mg/l	---	---	---	---	---	---	---	---	---	---	---	---	---	---	---	7.40	---	---	---
Bicarbonate (Calculated by M&A)	mg/l	---	---	---	---	---	---	---	---	---	---	---	---	---	---	---	9.03	---	---	---
Bicarbonate Alkalinity (as CaCO3)	mg/l	---	---	---	---	---	---	---	---	---	---	---	---	---	---	---	7.40	---	---	---
Bromide	mg/l	---	---	---	---	---	---	---	---	---	---	---	---	---	---	---	<0.100	---	---	---
Carbonate (Calculated by M&A)	mg/l	---	---	---	---	---	---	---	---	---	---	---	---	---	---	---	--	---	---	---
Carbonate Alkalinity (as CaCO3)	mg/l	---	---	---	---	---	---	---	---	---	---	---	---	---	---	---	<1.00	---	---	---
Chloride	mg/l	---	---	---	---	---	---	---	---	---	---	---	---	---	---	---	3.91	---	---	---
Fluoride	mg/l	---	---	---	---	---	---	---	---	140	---	---	---	140	---	---	<0.100	---	---	---
Hardness (as CaCO3)	mg/l	---	---	---	---	---	---	---	---	---	---	---	---	---	---	17.8	---	---	---	---
Silica	mg/l	---	---	---	---	---	---	---	---	---	---	---	---	---	---	23.7	---	---	---	---
Sulfate	mg/l	---	---	---	---	---	---	---	---	---	---	---	---	---	---	---	11.20	---	---	---
Lab Parameters																				
Total Dissolved Solids (Laboratory)	mg/l	---	---	---	---	---	---	---	---	---	---	---	---	---	---	---	107.0	---	---	---
Total Suspended Solids	mg/l	---	---	---	---	---	---	---	---	---	---	---	---	---	---	---	<5.00	---	---	---
Metals																				
Aluminum	mg/l	---	---	---	---	---	---	---	---	---	---	---	---	---	---	0.189	---	---	---	---
Antimony	mg/l	---	---	---	---	0.088	DIS	0.03	DIS	0.747	TRC	0.64	TRC	0.747	TRC	<0.00300	---	<0.00300	---	---
Arsenic	mg/l	0.2	TRC	0.44	DIS	0.34	DIS	0.15	DIS	0.03	TRC	0.08	TRC	0.28	TRC	<0.02500	---	<0.02500	---	---
Barium	mg/l	---	---	---	---	---	---	---	---	98	TRC	---	---	98	TRC	0.0106	---	---	---	---
Beryllium	mg/l	---	---	---	---	---	---	---	---	1.867	TRC	0.084	TRC	1.867	TRC	<0.00200	---	<0.00200	---	---
Boron	mg/l	---	---	---	---	---	---	---	---	186.667	TRC	---	---	186.667	TRC	---	---	<0.0400	---	---
Cadmium	mg/l	0.05	---	0.004246	DIS	0.001465	DIS	0.000169	DIS	0.7	TRC	0.084	TRC	0.7	TRC	<0.000034	---	<0.002000	---	---
Calcium	mg/l	---	---	---	---	---	---	---	---	---	---	---	---	---	---	---	---	4.89	---	---
Chromium	mg/l	1	---	---	---	---	---	---	---	---	---	---	---	---	---	---	---	<0.00600	---	---
Chromium, Hexavalent‡	mg/l	---	---	0.034	DIS	0.016	DIS	0.011	DIS	2.8	TRC	0.15	TRC	2.8	TRC	---	---	<0.00600	---	---
Chromium, Trivalent‡	mg/l	---	---	0.46505	TRC	0.13861	TRC	0.01803	TRC	1400	TRC	75	TRC	1400	TRC	---	---	<0.00600	---	---
Cobalt	mg/l	---	---	---	---	---	---	---	---	---	---	---	---	---	---	<0.00600	---	---	---	---
Copper	mg/l	0.5	TRC	0.00457	DIS	0.00264	DIS	0.00205	DIS	1.3	TRC	---	---	1.3	TRC	0.01070	---	0.01300	---	AZ Aquatic and Wildlife - Ephemeral Acute AZ Aquatic and Wildlife - Warm Water Acute AZ Aquatic and Wildlife - Warm Water Chronic
Iron	mg/l	---	---	---	---	---	---	1	DIS	---	---	---	---	---	---	0.103	---	---	---	---
Lead	mg/l	0.1	TRC	0.01996	DIS	0.009458	DIS	0.000369	DIS	0.015	TRC	---	---	0.015	TRC	0.000335 j	---	<0.003000	---	---
Magnesium	mg/l	---	---	---	---	---	---	---	---	---	---	---	---	---	---	---	---	1.35	---	---
Manganese	mg/l	---	---	---	---	---	---	---	---	130.66701	---	---	---	130.66701	---	0.00570	---	0.00780	---	---
Mercury	mg/l	0.01	TRC	0.005	DIS	0.0024	DIS	0.00001	DIS	0.28	TRC	---	---	0.28	TRC	---	<0.00020	---	---	AZ Aquatic and Wildlife - Warm Water Chronic*
Molybdenum	mg/l	---	---	---	---	---	---	---	---	---	---	---	---	---	---	<0.00800	---	---	---	---
Nickel	mg/l	---	---	0.96555	DIS	0.10872	DIS	0.01208	DIS	28	TRC	0.511	TRC	28	TRC	<0.00100	---	<0.01000	---	---
Potassium	mg/l	---	---	---	---	---	---	---	---	---	---	---	---	---	---	---	---	1.45	---	---

Station Name	DC 13.5 C
Sample ID	RESE-1002057
Sample Date	2/19/2009 10:00:00 AM
Basin	Devils Canyon Watershed
Sub-basin	unknown
QC Type	Original data

Surface Water Hydrochemical Data

MONTGOMERY & ASSOCIATES

Parameters and Constituents		Standards														Results				
Name	Units	AZ Agricultural Livestock Watering		AZ Aquatic and Wildlife - Ephemeral Acute		AZ Aquatic and Wildlife - Warm Water Acute		AZ Aquatic and Wildlife - Warm Water Chronic		AZ Full Body Contact		AZ Fish Consumption		AZ Partial Body Contact		Dissolved Results	Total Results	Total Recoverable Results	Field Results	Use Exceeded
		Standard	Fraction	Standard	Fraction	Standard	Fraction	Standard	Fraction	Standard	Fraction	Standard	Fraction	Standard	Fraction					
Metals																				
Selenium	mg/l	0.05	TRC	0.033	TRC	---	---	0.002	TRC	4.667	TRC	0.667	TRC	4.667	TRC	---	---	0.00021 jd	---	---
Silver	mg/l	---	---	0.000165	DIS	0.000165	DIS	---	---	4.667	TRC	8	TRC	4.667	TRC	<0.000100	---	<0.005000	---	---
Sodium	mg/l	---	---	---	---	---	---	---	---	---	---	---	---	---	---	---	---	4.47	---	---
Strontium	mg/l	---	---	---	---	---	---	---	---	---	---	---	---	---	---	0.0332	---	---	---	---
Thallium	mg/l	---	---	---	---	0.7	DIS	0.15	DIS	0.075	TRC	0.001	TRC	0.075	TRC	<0.00100	---	<0.00100	---	AZ Fish Consumption*
Zinc	mg/l	25	TRC	0.25762	DIS	0.02715	DIS	0.02715	DIS	280	TRC	5.106	TRC	280	TRC	<0.01000	---	<0.01000	---	---
Other																				
Dissolved Organic Carbon	mg/l	---	---	---	---	---	---	---	---	---	---	---	---	---	---	---	---	---	12.10	---
Mercury, Low Level	ng/l	---	---	---	---	---	---	---	---	---	---	---	---	---	---	0.70	---	---	---	---
Stable Isotopes																				
Delta Deuterium	per mil	---	---	---	---	---	---	---	---	---	---	---	---	---	---	---	-52.0	---	---	---
Delta Oxygen-18	per mil	---	---	---	---	---	---	---	---	---	---	---	---	---	---	---	-8.20	---	---	---
Delta Oxygen-18 of Sulfate	per mil	---	---	---	---	---	---	---	---	---	---	---	---	---	---	---	7.4	---	---	---
Delta Sulfur-34	per mil	---	---	---	---	---	---	---	---	---	---	---	---	---	---	---	0.8	---	---	---

The hardness value used for calculation of hardness-dependent standards is the hardness of the sample itself, not the hardness of a receiving water.
* Detection limit exceeds standard
‡ For comparison only - no analysis exists

Station Name	DC 13.5 C
Sample ID	RESE-1002103
Sample Date	5/21/2009 12:30:00 PM
Basin	Devils Canyon Watershed
Sub-basin	unknown
QC Type	Original data

Surface Water Hydrochemical Data

MONTGOMERY & ASSOCIATES

Parameters and Constituents		Standards														Results				
Name	Units	AZ Agricultural Livestock Watering		AZ Aquatic and Wildlife - Ephemeral Acute		AZ Aquatic and Wildlife - Warm Water Acute		AZ Aquatic and Wildlife - Warm Water Chronic		AZ Full Body Contact		AZ Fish Consumption		AZ Partial Body Contact		Dissolved Results	Total Results	Total Recoverable Results	Field Results	Use Exceeded
		Standard	Fraction	Standard	Fraction	Standard	Fraction	Standard	Fraction	Standard	Fraction	Standard	Fraction	Standard	Fraction					
Field Parameters																				
Dissolved oxygen	mg/l	---	---	---	---	6	---	6	---	---	---	---	---	---	---	---	---	---	9.23	---
Flow Rate	gallons/minute	---	---	---	---	---	---	---	---	---	---	---	---	---	---	---	---	---	3.00 j	---
pH (Field)	s.u.	6.5 - 9	---	6.5 - 9	---	6.5 - 9	---	6.5 - 9	---	6.5 - 9	---	---	---	6.5 - 9	---	---	---	---	7.22	---
Specific Conductance (Field)	uS/cm	---	---	---	---	---	---	---	---	---	---	---	---	---	---	---	---	---	136.0	---
Temperature (Field)	Deg C	---	---	---	---	---	---	---	---	---	---	---	---	---	---	---	---	---	21.90	---
Turbidity (Field)	NTUs	---	---	---	---	---	---	---	---	---	---	---	---	---	---	---	---	---	5.52	---
Inorganics																				
Alkalinity (as CaCO3)	mg/l	---	---	---	---	---	---	---	---	---	---	---	---	---	---	---	31.80	---	---	---
Bicarbonate (Calculated by M&A)	mg/l	---	---	---	---	---	---	---	---	---	---	---	---	---	---	---	38.80	---	---	---
Bicarbonate Alkalinity (as CaCO3)	mg/l	---	---	---	---	---	---	---	---	---	---	---	---	---	---	---	31.80	---	---	---
Bromide	mg/l	---	---	---	---	---	---	---	---	---	---	---	---	---	---	---	0.166	---	---	---
Carbonate (Calculated by M&A)	mg/l	---	---	---	---	---	---	---	---	---	---	---	---	---	---	---	--	---	---	---
Carbonate Alkalinity (as CaCO3)	mg/l	---	---	---	---	---	---	---	---	---	---	---	---	---	---	---	<1.00	---	---	---
Chloride	mg/l	---	---	---	---	---	---	---	---	---	---	---	---	---	---	---	14.50	---	---	---
Fluoride	mg/l	---	---	---	---	---	---	---	---	140	---	---	---	140	---	---	0.574	---	---	---
Hardness (as CaCO3)	mg/l	---	---	---	---	---	---	---	---	---	---	---	---	---	---	37.8	---	---	---	---
Silica	mg/l	---	---	---	---	---	---	---	---	---	---	---	---	---	---	33.3	---	---	---	---
Sulfate	mg/l	---	---	---	---	---	---	---	---	---	---	---	---	---	---	---	6.64	---	---	---
Lab Parameters																				
Total Dissolved Solids (Laboratory)	mg/l	---	---	---	---	---	---	---	---	---	---	---	---	---	---	---	104.0	---	---	---
Total Suspended Solids	mg/l	---	---	---	---	---	---	---	---	---	---	---	---	---	---	---	10.00	---	---	---
Metals																				
Aluminum	mg/l	---	---	---	---	---	---	---	---	---	---	---	---	---	---	<0.080	---	---	---	---
Antimony	mg/l	---	---	---	---	0.088	DIS	0.03	DIS	0.747	TRC	0.64	TRC	0.747	TRC	<0.00300	---	<0.00300	---	---
Arsenic	mg/l	0.2	TRC	0.44	DIS	0.34	DIS	0.15	DIS	0.03	TRC	0.08	TRC	0.28	TRC	<0.02500	---	<0.02500	---	---
Barium	mg/l	---	---	---	---	---	---	---	---	98	TRC	---	---	98	TRC	---	---	0.0150	---	---
Beryllium	mg/l	---	---	---	---	---	---	---	---	1.867	TRC	0.084	TRC	1.867	TRC	<0.00200	---	<0.00200	---	---
Boron	mg/l	---	---	---	---	---	---	---	---	186.667	TRC	---	---	186.667	TRC	---	---	<0.0400	---	---
Cadmium	mg/l	0.05	---	0.008848	DIS	0.003053	DIS	0.000285	DIS	0.7	TRC	0.084	TRC	0.7	TRC	<0.000024	---	<0.002000	---	---
Calcium	mg/l	---	---	---	---	---	---	---	---	---	---	---	---	---	---	---	---	10.20	---	---
Chromium	mg/l	1	---	---	---	---	---	---	---	---	---	---	---	---	---	---	---	<0.00600	---	---
Chromium, Hexavalent‡	mg/l	---	---	0.034	DIS	0.016	DIS	0.011	DIS	2.8	TRC	0.15	TRC	2.8	TRC	---	---	<0.00600	---	---
Chromium, Trivalent‡	mg/l	---	---	0.86174	TRC	0.25684	TRC	0.03341	TRC	1400	TRC	75	TRC	1400	TRC	---	---	<0.00600	---	---
Cobalt	mg/l	---	---	---	---	---	---	---	---	---	---	---	---	---	---	<0.00600	---	---	---	---
Copper	mg/l	0.5	TRC	0.0093	DIS	0.00537	DIS	0.0039	DIS	1.3	TRC	---	---	1.3	TRC	0.00209	---	<0.01000	---	---
Iron	mg/l	---	---	---	---	---	---	1	DIS	---	---	---	---	---	---	0.446	---	---	---	---
Lead	mg/l	0.1	TRC	0.046582	DIS	0.022072	DIS	0.00086	DIS	0.015	TRC	---	---	0.015	TRC	0.000130 j	---	<0.003000	---	---
Magnesium	mg/l	---	---	---	---	---	---	---	---	---	---	---	---	---	---	---	---	2.99	---	---
Manganese	mg/l	---	---	---	---	---	---	---	---	130.66701	---	---	---	130.66701	---	0.13500	---	0.16000	---	---
Mercury	mg/l	0.01	TRC	0.005	DIS	0.0024	DIS	0.00001	DIS	0.28	TRC	---	---	0.28	TRC	---	<0.00020	---	---	AZ Aquatic and Wildlife - Warm Water Chronic*
Molybdenum	mg/l	---	---	---	---	---	---	---	---	---	---	---	---	---	---	<0.00800	---	---	---	---
Nickel	mg/l	---	---	1.82591	DIS	0.2056	DIS	0.02284	DIS	28	TRC	0.511	TRC	28	TRC	0.00390	---	<0.01000	---	---
Potassium	mg/l	---	---	---	---	---	---	---	---	---	---	---	---	---	---	---	---	2.00	---	---
Selenium	mg/l	0.05	TRC	0.033	TRC	---	---	0.002	TRC	4.667	TRC	0.667	TRC	4.667	TRC	---	---	<0.00030	---	---
Silver	mg/l	---	---	0.000604	DIS	0.000604	DIS	---	---	4.667	TRC	8	TRC	4.667	TRC	<0.000100	---	<0.005000	---	---

Station Name	DC 13.5 C
Sample ID	RESE-1002103
Sample Date	5/21/2009 12:30:00 PM
Basin	Devils Canyon Watershed
Sub-basin	unknown
QC Type	Original data

Surface Water Hydrochemical Data

MONTGOMERY & ASSOCIATES

Parameters and Constituents		Standards														Results				
Name	Units	AZ Agricultural Livestock Watering		AZ Aquatic and Wildlife - Ephemeral Acute		AZ Aquatic and Wildlife - Warm Water Acute		AZ Aquatic and Wildlife - Warm Water Chronic		AZ Full Body Contact		AZ Fish Consumption		AZ Partial Body Contact		Dissolved Results	Total Results	Total Recoverable Results	Field Results	Use Exceeded
		Standard	Fraction	Standard	Fraction	Standard	Fraction	Standard	Fraction	Standard	Fraction	Standard	Fraction	Standard	Fraction					
Metals																				
Sodium	mg/l	---	---	---	---	---	---	---	---	---	---	---	---	---	---	---	---	7.74	---	---
Strontium	mg/l	---	---	---	---	---	---	---	---	---	---	---	---	---	---	0.0728	---	---	---	---
Thallium	mg/l	---	---	---	---	0.7	DIS	0.15	DIS	0.075	TRC	0.001	TRC	0.075	TRC	<0.00100	---	<0.00100	---	AZ Fish Consumption*
Zinc	mg/l	25	TRC	0.48766	DIS	0.05139	DIS	0.05139	DIS	280	TRC	5.106	TRC	280	TRC	<0.01000	---	<0.01000	---	---
Other																				
Dissolved Organic Carbon	mg/l	---	---	---	---	---	---	---	---	---	---	---	---	---	---	---	---	---	8.69	---
Mercury, Low Level	ng/l	---	---	---	---	---	---	---	---	---	---	---	---	---	---	2.60	---	---	---	---
Radiogenic Isotopes																				
Tritium	TU	---	---	---	---	---	---	---	---	---	---	---	---	---	---	---	4.00	---	---	---
Stable Isotopes																				
Delta Deuterium	per mil	---	---	---	---	---	---	---	---	---	---	---	---	---	---	---	-46.0	---	---	---
Delta Oxygen-18	per mil	---	---	---	---	---	---	---	---	---	---	---	---	---	---	---	-5.90	---	---	---
Delta Oxygen-18 of Sulfate	per mil	---	---	---	---	---	---	---	---	---	---	---	---	---	---	---	14.6	---	---	---
Delta Sulfur-34	per mil	---	---	---	---	---	---	---	---	---	---	---	---	---	---	---	20.7	---	---	---

The hardness value used for calculation of hardness-dependent standards is the hardness of the sample itself, not the hardness of a receiving water.
* Detection limit exceeds standard
‡ For comparison only - no analysis exists

Station Name	DC 13.5 C
Sample ID	RESE-1002142
Sample Date	11/2/2010 10:00:00 AM
Basin	Devils Canyon Watershed
Sub-basin	unknown
QC Type	Original data

Surface Water Hydrochemical Data

MONTGOMERY & ASSOCIATES

Parameters and Constituents		Standards														Results				
Name	Units	AZ Agricultural Livestock Watering		AZ Aquatic and Wildlife - Ephemeral Acute		AZ Aquatic and Wildlife - Warm Water Acute		AZ Aquatic and Wildlife - Warm Water Chronic		AZ Full Body Contact		AZ Fish Consumption		AZ Partial Body Contact		Dissolved Results	Total Results	Total Recoverable Results	Field Results	Use Exceeded
		Standard	Fraction	Standard	Fraction	Standard	Fraction	Standard	Fraction	Standard	Fraction	Standard	Fraction	Standard	Fraction					
Field Parameters																				
Dissolved oxygen	mg/l	---	---	---	---	6	---	6	---	---	---	---	---	---	---	---	---	---	8.10	---
Flow Rate	gallons/minute	---	---	---	---	---	---	---	---	---	---	---	---	---	---	---	---	---	1.00	---
pH (Field)	s.u.	6.5 - 9	---	6.5 - 9	---	6.5 - 9	---	6.5 - 9	---	6.5 - 9	---	---	---	6.5 - 9	---	---	---	---	8.53	---
Specific Conductance (Field)	uS/cm	---	---	---	---	---	---	---	---	---	---	---	---	---	---	---	---	---	212.0	---
Temperature (Field)	Deg C	---	---	---	---	---	---	---	---	---	---	---	---	---	---	---	---	---	9.60	---
Turbidity (Field)	NTUs	---	---	---	---	---	---	---	---	---	---	---	---	---	---	---	---	---	4.10	---
Inorganics																				
Alkalinity (as CaCO3)	mg/l	---	---	---	---	---	---	---	---	---	---	---	---	---	---	---	63.30	---	---	---
Bicarbonate (Calculated by M&A)	mg/l	---	---	---	---	---	---	---	---	---	---	---	---	---	---	---	77.23	---	---	---
Bicarbonate Alkalinity (as CaCO3)	mg/l	---	---	---	---	---	---	---	---	---	---	---	---	---	---	---	63.30	---	---	---
Bromide	mg/l	---	---	---	---	---	---	---	---	---	---	---	---	---	---	---	0.218	---	---	---
Carbonate (Calculated by M&A)	mg/l	---	---	---	---	---	---	---	---	---	---	---	---	---	---	---	--	---	---	---
Carbonate Alkalinity (as CaCO3)	mg/l	---	---	---	---	---	---	---	---	---	---	---	---	---	---	---	<1.00	---	---	---
Chloride	mg/l	---	---	---	---	---	---	---	---	---	---	---	---	---	---	---	27.30	---	---	---
Fluoride	mg/l	---	---	---	---	---	---	---	---	140	---	---	---	140	---	---	0.125	---	---	---
Hardness (as CaCO3)	mg/l	---	---	---	---	---	---	---	---	---	---	---	---	---	---	---	---	79.5	---	---
Silica	mg/l	---	---	---	---	---	---	---	---	---	---	---	---	---	---	35.8	---	---	---	---
Sulfate	mg/l	---	---	---	---	---	---	---	---	---	---	---	---	---	---	---	12.00	---	---	---
Lab Parameters																				
Total Dissolved Solids (Laboratory)	mg/l	---	---	---	---	---	---	---	---	---	---	---	---	---	---	---	158.0	---	---	---
Total Suspended Solids	mg/l	---	---	---	---	---	---	---	---	---	---	---	---	---	---	---	<5.00	---	---	---
Metals																				
Aluminum	mg/l	---	---	---	---	---	---	---	---	---	---	---	---	---	---	<0.080	---	---	---	---
Antimony	mg/l	---	---	---	---	0.088	DIS	0.03	DIS	0.747	TRC	0.64	TRC	0.747	TRC	<0.00300	---	<0.00300	---	---
Arsenic	mg/l	0.2	TRC	0.44	DIS	0.34	DIS	0.15	DIS	0.03	TRC	0.08	TRC	0.28	TRC	<0.02500	---	<0.02500	---	---
Barium	mg/l	---	---	---	---	---	---	---	---	98	TRC	---	---	98	TRC	0.0064	---	---	---	---
Beryllium	mg/l	---	---	---	---	---	---	---	---	1.867	TRC	0.084	TRC	1.867	TRC	---	---	<0.00200	---	---
Boron	mg/l	---	---	---	---	---	---	---	---	186.667	TRC	---	---	186.667	TRC	---	---	<0.0400	---	---
Cadmium	mg/l	0.05	---	0.018245	DIS	0.006296	DIS	0.000479	DIS	0.7	TRC	0.084	TRC	0.7	TRC	<0.000024	---	<0.002000	---	---
Calcium	mg/l	---	---	---	---	---	---	---	---	---	---	---	---	---	---	---	---	22.30	---	---
Chromium	mg/l	1	---	---	---	---	---	---	---	---	---	---	---	---	---	---	---	<0.00600	---	---
Chromium, Hexavalent‡	mg/l	---	---	0.034	DIS	0.016	DIS	0.011	DIS	2.8	TRC	0.15	TRC	2.8	TRC	---	---	<0.00600	---	---
Chromium, Trivalent‡	mg/l	---	---	1.5842	TRC	0.47217	TRC	0.06142	TRC	1400	TRC	75	TRC	1400	TRC	---	---	<0.00600	---	---
Cobalt	mg/l	---	---	---	---	---	---	---	---	---	---	---	---	---	---	<0.00600	---	---	---	---
Copper	mg/l	0.5	TRC	0.01874	DIS	0.01083	DIS	0.00736	DIS	1.3	TRC	---	---	1.3	TRC	0.00172	---	<0.01000	---	---
Iron	mg/l	---	---	---	---	---	---	1	DIS	---	---	---	---	---	---	0.937	---	---	---	---
Lead	mg/l	0.1	TRC	0.106078	DIS	0.050263	DIS	0.001959	DIS	0.015	TRC	---	---	0.015	TRC	0.000085 j	---	<0.003000	---	---
Magnesium	mg/l	---	---	---	---	---	---	---	---	---	---	---	---	---	---	---	---	5.81	---	---
Manganese	mg/l	---	---	---	---	---	---	---	---	130.66701	---	---	---	130.66701	---	0.11300	---	0.13900	---	---
Mercury	mg/l	0.01	TRC	0.005	DIS	0.0024	DIS	0.00001	DIS	0.28	TRC	---	---	0.28	TRC	---	<0.00020	---	---	AZ Aquatic and Wildlife - Warm Water Chronic*
Molybdenum	mg/l	---	---	---	---	---	---	---	---	---	---	---	---	---	---	<0.00800	---	---	---	---
Nickel	mg/l	---	---	3.42477	DIS	0.38563	DIS	0.04283	DIS	28	TRC	0.511	TRC	28	TRC	<0.00100	---	<0.01000	---	---
Potassium	mg/l	---	---	---	---	---	---	---	---	---	---	---	---	---	---	---	---	2.69	---	---
Selenium	mg/l	0.05	TRC	0.033	TRC	---	---	0.002	TRC	4.667	TRC	0.667	TRC	4.667	TRC	---	---	0.00034 jd	---	---
Silver	mg/l	---	---	0.002168	DIS	0.002168	DIS	---	---	4.667	TRC	8	TRC	4.667	TRC	<0.000100	---	<0.005000	---	---

Station Name	DC 13.5 C
Sample ID	RESE-1002142
Sample Date	11/2/2010 10:00:00 AM
Basin	Devils Canyon Watershed
Sub-basin	unknown
QC Type	Original data

Surface Water Hydrochemical Data

MONTGOMERY & ASSOCIATES

Parameters and Constituents		Standards														Results				
Name	Units	AZ Agricultural Livestock Watering		AZ Aquatic and Wildlife - Ephemeral Acute		AZ Aquatic and Wildlife - Warm Water Acute		AZ Aquatic and Wildlife - Warm Water Chronic		AZ Full Body Contact		AZ Fish Consumption		AZ Partial Body Contact		Dissolved Results	Total Results	Total Recoverable Results	Field Results	Use Exceeded
		Standard	Fraction	Standard	Fraction	Standard	Fraction	Standard	Fraction	Standard	Fraction	Standard	Fraction	Standard	Fraction					
Metals																				
Sodium	mg/l	---	---	---	---	---	---	---	---	---	---	---	---	---	---	---	---	12.50	---	---
Strontium	mg/l	---	---	---	---	---	---	---	---	---	---	---	---	---	---	0.1430	---	---	---	---
Thallium	mg/l	---	---	---	---	0.7	DIS	0.15	DIS	0.075	TRC	0.001	TRC	0.075	TRC	<0.00100	---	<0.00100	---	AZ Fish Consumption*
Zinc	mg/l	25	TRC	0.91556	DIS	0.09648	DIS	0.09648	DIS	280	TRC	5.106	TRC	280	TRC	<0.01000	---	<0.01000	---	---
Other																				
Dissolved Organic Carbon	mg/l	---	---	---	---	---	---	---	---	---	---	---	---	---	---	8.13	---	---	---	---

The hardness value used for calculation of hardness-dependent standards is the hardness of the sample itself, not the hardness of a receiving water.
* Detection limit exceeds standard
‡ For comparison only - no analysis exists

Station Name	DC 13.5 C
Sample ID	RESE-1002223
Sample Date	4/27/2012 9:30:00 AM
Basin	Devils Canyon Watershed
Sub-basin	unknown
QC Type	Original data

Surface Water Hydrochemical Data

MONTGOMERY & ASSOCIATES

Parameters and Constituents		Standards														Results				
Name	Units	AZ Agricultural Livestock Watering		AZ Aquatic and Wildlife - Ephemeral Acute		AZ Aquatic and Wildlife - Warm Water Acute		AZ Aquatic and Wildlife - Warm Water Chronic		AZ Full Body Contact		AZ Fish Consumption		AZ Partial Body Contact		Dissolved Results	Total Results	Total Recoverable Results	Field Results	Use Exceeded
		Standard	Fraction	Standard	Fraction	Standard	Fraction	Standard	Fraction	Standard	Fraction	Standard	Fraction	Standard	Fraction					
Field Parameters																				
Dissolved oxygen	mg/l	---	---	---	---	6	---	6	---	---	---	---	---	---	---	---	---	---	6.99	---
Flow Rate	gallons/minute	---	---	---	---	---	---	---	---	---	---	---	---	---	---	---	---	---	50.00 j	---
pH (Field)	s.u.	6.5 - 9	---	6.5 - 9	---	6.5 - 9	---	6.5 - 9	---	6.5 - 9	---	---	---	6.5 - 9	---	---	---	---	6.84	---
Specific Conductance (Field)	uS/cm	---	---	---	---	---	---	---	---	---	---	---	---	---	---	---	---	---	100.0	---
Temperature (Field)	Deg C	---	---	---	---	---	---	---	---	---	---	---	---	---	---	---	---	---	15.72	---
Turbidity (Field)	NTUs	---	---	---	---	---	---	---	---	---	---	---	---	---	---	---	---	---	4.46	---
Inorganics																				
Alkalinity (as CaCO3)	mg/l	---	---	---	---	---	---	---	---	---	---	---	---	---	---	---	17.10	---	---	---
Bicarbonate (Calculated by M&A)	mg/l	---	---	---	---	---	---	---	---	---	---	---	---	---	---	---	20.86	---	---	---
Bicarbonate Alkalinity (as CaCO3)	mg/l	---	---	---	---	---	---	---	---	---	---	---	---	---	---	---	17.10	---	---	---
Bromide	mg/l	---	---	---	---	---	---	---	---	---	---	---	---	---	---	---	<0.100	---	---	---
Carbonate (Calculated by M&A)	mg/l	---	---	---	---	---	---	---	---	---	---	---	---	---	---	---	--	---	---	---
Carbonate Alkalinity (as CaCO3)	mg/l	---	---	---	---	---	---	---	---	---	---	---	---	---	---	---	<1.00	---	---	---
Chloride	mg/l	---	---	---	---	---	---	---	---	---	---	---	---	---	---	---	13.40	---	---	---
Fluoride	mg/l	---	---	---	---	---	---	---	---	140	---	---	---	140	---	---	<0.100	---	---	---
Hardness (as CaCO3)	mg/l	---	---	---	---	---	---	---	---	---	---	---	---	---	---	---	---	37.7	---	---
Silica	mg/l	---	---	---	---	---	---	---	---	---	---	---	---	---	---	30.8	---	---	---	---
Sulfate	mg/l	---	---	---	---	---	---	---	---	---	---	---	---	---	---	---	18.10	---	---	---
Lab Parameters																				
Total Dissolved Solids (Laboratory)	mg/l	---	---	---	---	---	---	---	---	---	---	---	---	---	---	---	105.0	---	---	---
Total Suspended Solids	mg/l	---	---	---	---	---	---	---	---	---	---	---	---	---	---	---	<5.00	---	---	---
Metals																				
Aluminum	mg/l	---	---	---	---	---	---	---	---	---	---	---	---	---	---	<0.0222	---	---	---	---
Antimony	mg/l	---	---	---	---	0.088	DIS	0.03	DIS	0.747	TRC	0.64	TRC	0.747	TRC	0.00049 j	---	0.00021 jd	---	---
Arsenic	mg/l	0.2	TRC	0.44	DIS	0.34	DIS	0.15	DIS	0.03	TRC	0.08	TRC	0.28	TRC	<0.00670	---	<0.00330	---	---
Barium	mg/l	---	---	---	---	---	---	---	---	98	TRC	---	---	98	TRC	---	---	0.0129	---	---
Beryllium	mg/l	---	---	---	---	---	---	---	---	1.867	TRC	0.084	TRC	1.867	TRC	---	---	<0.00031	---	---
Boron	mg/l	---	---	---	---	---	---	---	---	186.667	TRC	---	---	186.667	TRC	---	---	0.0128 j	---	---
Cadmium	mg/l	0.05	---	0.087609	DIS	0.030232	DIS	0.001468	DIS	0.7	TRC	0.084	TRC	0.7	TRC	<0.000014	---	<0.000290	---	---
Calcium	mg/l	---	---	---	---	---	---	---	---	---	---	---	---	---	---	---	---	10.30	---	---
Chromium	mg/l	1	---	---	---	---	---	---	---	---	---	---	---	---	---	---	---	<0.00075	---	---
Chromium, Hexavalent‡	mg/l	---	---	0.034	DIS	0.016	DIS	0.011	DIS	2.8	TRC	0.15	TRC	2.8	TRC	---	---	<0.00075	---	---
Chromium, Trivalent‡	mg/l	---	---	5.9497	TRC	1.7733	TRC	0.23067	TRC	1400	TRC	75	TRC	1400	TRC	---	---	<0.00075	---	---
Cobalt	mg/l	---	---	---	---	---	---	---	---	---	---	---	---	---	---	<0.00140	---	---	---	---
Copper	mg/l	0.5	TRC	0.08588	DIS	0.04962	DIS	0.02928	DIS	1.3	TRC	---	---	1.3	TRC	0.00350	---	0.00460 j	---	---
Iron	mg/l	---	---	---	---	---	---	1	DIS	---	---	---	---	---	---	0.128	---	---	---	---
Lead	mg/l	0.1	TRC	0.592712	DIS	0.280846	DIS	0.010944	DIS	0.015	TRC	---	---	0.015	TRC	0.000100 j	---	0.000170 jd	---	---
Magnesium	mg/l	---	---	---	---	---	---	---	---	---	---	---	---	---	---	---	---	2.90	---	---
Manganese	mg/l	---	---	---	---	---	---	---	---	130.66701	---	---	---	130.66701	---	0.06500	---	0.06800	---	---
Mercury	mg/l	0.01	TRC	0.005	DIS	0.0024	DIS	0.00001	DIS	0.28	TRC	---	---	0.28	TRC	---	<0.000054	---	---	AZ Aquatic and Wildlife - Warm Water Chronic*
Molybdenum	mg/l	---	---	---	---	---	---	---	---	---	---	---	---	---	---	0.00400 j	---	---	---	---
Nickel	mg/l	---	---	13.43579	DIS	1.51289	DIS	0.16804	DIS	28	TRC	0.511	TRC	28	TRC	0.00110	---	0.00240 j	---	---
Potassium	mg/l	---	---	---	---	---	---	---	---	---	---	---	---	---	---	---	---	1.98	---	---
Selenium	mg/l	0.05	TRC	0.033	TRC	---	---	0.002	TRC	4.667	TRC	0.667	TRC	4.667	TRC	---	---	<0.00028	---	---
Silver	mg/l	---	---	0.034911	DIS	0.034911	DIS	---	---	4.667	TRC	8	TRC	4.667	TRC	<0.000014	---	<0.000700	---	---

Station Name	DC 13.5 C
Sample ID	RESE-1002223
Sample Date	4/27/2012 9:30:00 AM
Basin	Devils Canyon Watershed
Sub-basin	unknown
QC Type	Original data

Surface Water Hydrochemical Data

MONTGOMERY & ASSOCIATES

Parameters and Constituents		Standards														Results				
Name	Units	AZ Agricultural Livestock Watering		AZ Aquatic and Wildlife - Ephemeral Acute		AZ Aquatic and Wildlife - Warm Water Acute		AZ Aquatic and Wildlife - Warm Water Chronic		AZ Full Body Contact		AZ Fish Consumption		AZ Partial Body Contact		Dissolved Results	Total Results	Total Recoverable Results	Field Results	Use Exceeded
		Standard	Fraction	Standard	Fraction	Standard	Fraction	Standard	Fraction	Standard	Fraction	Standard	Fraction	Standard	Fraction					
Metals																				
Sodium	mg/l	---	---	---	---	---	---	---	---	---	---	---	---	---	---	---	---	7.93	---	---
Strontium (by isotope dilution)	ppm	---	---	---	---	---	---	---	---	---	---	---	---	---	---	---	0.0656	---	---	---
Thallium	mg/l	---	---	---	---	0.7	DIS	0.15	DIS	0.075	TRC	0.001	TRC	0.075	TRC	<0.000008	---	<0.000009	---	---
Zinc	mg/l	25	TRC	3.5994	DIS	0.3793	DIS	0.3793	DIS	280	TRC	5.106	TRC	280	TRC	<0.00260	---	<0.00130	---	---
Radiogenic Isotopes																				
Carbon 14	pmC	---	---	---	---	---	---	---	---	---	---	---	---	---	---	---	99.13	---	---	---
Strontium 87/86	none	---	---	---	---	---	---	---	---	---	---	---	---	---	---	---	0.710226	---	---	---
Tritium	TU	---	---	---	---	---	---	---	---	---	---	---	---	---	---	---	4.35	---	---	---
Stable Isotopes																				
Delta Carbon-13 of DIC	per mil	---	---	---	---	---	---	---	---	---	---	---	---	---	---	---	-19.3	---	---	---
Delta Deuterium	per mil	---	---	---	---	---	---	---	---	---	---	---	---	---	---	---	-54.1	---	---	---
Delta Oxygen-18	per mil	---	---	---	---	---	---	---	---	---	---	---	---	---	---	---	-7.33	---	---	---
Delta Oxygen-18 of Sulfate	per mil	---	---	---	---	---	---	---	---	---	---	---	---	---	---	---	6.0	---	---	---
Delta Sulfur-34	per mil	---	---	---	---	---	---	---	---	---	---	---	---	---	---	---	6.1	---	---	---

The hardness value used for calculation of hardness-dependent standards is the hardness of the sample itself, not the hardness of a receiving water.
* Detection limit exceeds standard
‡ For comparison only - no analysis exists

Explanation of Codes

Absent = Analyte not present
ge = Greater than or equal to reported value
i = Insufficient sample
j = Estimated value
j+ = Estimated value, high bias
j- = Estimated value, low bias
Lost = Sample lost in processing
n = Not measured
na = Not available
Present = Analyte was detected

ND = Not Detected
Not Applicable = Analyte not applicable
q = Uncertain value
r = Unusable data
< = Less than reported detection limit
> = Greater than reported value
d = Diluted. Diluted samples are indicated only when value is estimated.
LD = Laboratory duplicate
SP = Split sample
SPD = Split-Duplicate

Station Name	DC 10.9 C
Sample ID	RESE-1001004
Sample Date	5/16/2003 10:00:00 AM
Basin	Devils Canyon Watershed
Sub-basin	unknown
QC Type	Original data

Surface Water Hydrochemical Data

MONTGOMERY & ASSOCIATES

Parameters and Constituents		Standards														Results				
Name	Units	AZ Agricultural Livestock Watering		AZ Aquatic and Wildlife - Ephemeral Acute		AZ Aquatic and Wildlife - Warm Water Acute		AZ Aquatic and Wildlife - Warm Water Chronic		AZ Full Body Contact		AZ Fish Consumption		AZ Partial Body Contact		Dissolved Results	Total Results	Total Recoverable Results	Field Results	Use Exceeded
		Standard	Fraction	Standard	Fraction	Standard	Fraction	Standard	Fraction	Standard	Fraction	Standard	Fraction	Standard	Fraction					
Bacteria																				
E. Coli	none	---	---	---	---	---	---	---	---	235	---	---	---	575	---	---	Absent	---	---	---
Total Coliforms	none	---	---	---	---	---	---	---	---	---	---	---	---	---	---	---	Present	---	---	---
Field Parameters																				
Dissolved oxygen	mg/l	---	---	---	---	6	---	6	---	---	---	---	---	---	---	---	---	---	4.45	AZ Aquatic and Wildlife - Warm Water Acute† AZ Aquatic and Wildlife - Warm Water Chronic†
Flow Rate	gallons/minute	---	---	---	---	---	---	---	---	---	---	---	---	---	---	---	---	---	23.00	---
pH (Field)	s.u.	6.5 - 9	---	6.5 - 9	---	6.5 - 9	---	6.5 - 9	---	6.5 - 9	---	---	---	6.5 - 9	---	---	---	---	6.60	---
Specific Conductance (Field)	uS/cm	---	---	---	---	---	---	---	---	---	---	---	---	---	---	---	---	---	79.5	---
Temperature (Field)	Deg C	---	---	---	---	---	---	---	---	---	---	---	---	---	---	---	---	---	18.20	---
Turbidity (Field)	NTUs	---	---	---	---	---	---	---	---	---	---	---	---	---	---	---	---	---	1.77	---
Inorganics																				
Alkalinity (as CaCO3)	mg/l	---	---	---	---	---	---	---	---	---	---	---	---	---	---	---	14.50	---	---	---
Bicarbonate (Calculated by M&A)	mg/l	---	---	---	---	---	---	---	---	---	---	---	---	---	---	---	17.69	---	---	---
Bicarbonate Alkalinity (as CaCO3)	mg/l	---	---	---	---	---	---	---	---	---	---	---	---	---	---	---	14.50	---	---	---
Bromide	mg/l	---	---	---	---	---	---	---	---	---	---	---	---	---	---	<0.100	---	---	---	---
Carbonate (Calculated by M&A)	mg/l	---	---	---	---	---	---	---	---	---	---	---	---	---	---	---	--	---	---	---
Carbonate Alkalinity (as CaCO3)	mg/l	---	---	---	---	---	---	---	---	---	---	---	---	---	---	---	<1.00	---	---	---
Chloride	mg/l	---	---	---	---	---	---	---	---	---	---	---	---	---	---	---	5.59	---	---	---
Cyanide, Free	mg/l	0.2	TRC	0.08	TRC	0.04	TRC	0.01	TRC	18.67	TRC	16	TRC	18.67	TRC	---	<0.10	---	---	AZ Aquatic and Wildlife - Ephemeral Acute* AZ Aquatic and Wildlife - Warm Water Acute* AZ Aquatic and Wildlife - Warm Water Chronic*
Fluoride	mg/l	---	---	---	---	---	---	---	---	140	---	---	---	140	---	<0.100	---	---	---	---
Hardness (as CaCO3)	mg/l	---	---	---	---	---	---	---	---	---	---	---	---	---	---	---	26.40	---	---	---
Nitrate as N	mg/l	---	---	---	---	---	---	---	---	3733.33	---	---	---	3733.33	---	---	<0.10	---	---	---
Nitrate+Nitrite as N	mg/l	---	---	---	---	---	---	---	---	---	---	---	---	---	---	---	<0.10	---	---	---
Nitrate+Nitrite as N (calculated by M&A)	mg/l	---	---	---	---	---	---	---	---	3733.33	---	---	---	3733.33	---	---	--	---	---	---
Nitrite as N	mg/l	---	---	---	---	---	---	---	---	233.33	---	---	---	233.33	---	---	<0.10	---	---	---
Ortho-Phosphate	mg/l	---	---	---	---	---	---	---	---	---	---	---	---	---	---	---	<0.50	---	---	---
Silica	mg/l	---	---	---	---	---	---	---	---	---	---	---	---	---	---	---	32.8	---	---	---
Sulfate	mg/l	---	---	---	---	---	---	---	---	---	---	---	---	---	---	---	17.80	---	---	---
Sulfide	mg/l	---	---	---	---	---	---	---	---	---	---	---	---	---	---	---	<1.00	---	---	---
Lab Parameters																				
Color	Color Units	---	---	---	---	---	---	---	---	---	---	---	---	---	---	---	20	---	---	---
Total Dissolved Solids (Laboratory)	mg/l	---	---	---	---	---	---	---	---	---	---	---	---	---	---	---	110.0	---	---	---
Total Suspended Solids	mg/l	---	---	---	---	---	---	---	---	---	---	---	---	---	---	---	15.70	---	---	---
Metals																				
Aluminum	mg/l	---	---	---	---	---	---	---	---	---	---	---	---	---	---	---	0.182	---	---	---
Antimony	mg/l	---	---	---	---	0.088	DIS	0.03	DIS	0.747	TRC	0.64	TRC	0.747	TRC	<0.00600	<0.00600	<0.00600	---	---
Arsenic	mg/l	0.2	TRC	0.44	DIS	0.34	DIS	0.15	DIS	0.03	TRC	0.08	TRC	0.28	TRC	<0.00300	<0.00300	<0.00300	---	---
Barium	mg/l	---	---	---	---	---	---	---	---	98	TRC	---	---	98	TRC	0.0128	---	---	---	---
Beryllium	mg/l	---	---	---	---	---	---	---	---	1.867	TRC	0.084	TRC	1.867	TRC	<0.00200	<0.00200	<0.00200	---	---
Boron	mg/l	---	---	---	---	---	---	---	---	186.667	TRC	---	---	186.667	TRC	<0.0400	---	---	---	---
Cadmium	mg/l	0.05	---	0.00624	DIS	0.00215	DIS	0.00022	DIS	0.7	TRC	0.084	TRC	0.7	TRC	<0.00010	<0.00010	<0.00010	---	---
Calcium	mg/l	---	---	---	---	---	---	---	---	---	---	---	---	---	---	---	7.23	---	---	---
Chromium	mg/l	1	---	---	---	---	---	---	---	---	---	---	---	---	---	---	---	<0.00600	---	---
Chromium, Hexavalent‡	mg/l	---	---	0.034	DIS	0.016	DIS	0.011	DIS	2.8	TRC	0.15	TRC	2.8	TRC	---	---	<0.00600	---	---

Station Name	DC 10.9 C
Sample ID	RESE-1001004
Sample Date	5/16/2003 10:00:00 AM
Basin	Devils Canyon Watershed
Sub-basin	unknown
QC Type	Original data

Surface Water Hydrochemical Data

MONTGOMERY & ASSOCIATES

Parameters and Constituents		Standards														Results				
Name	Units	AZ Agricultural Livestock Watering		AZ Aquatic and Wildlife - Ephemeral Acute		AZ Aquatic and Wildlife - Warm Water Acute		AZ Aquatic and Wildlife - Warm Water Chronic		AZ Full Body Contact		AZ Fish Consumption		AZ Partial Body Contact		Dissolved Results	Total Results	Total Recoverable Results	Field Results	Use Exceeded
		Standard	Fraction	Standard	Fraction	Standard	Fraction	Standard	Fraction	Standard	Fraction	Standard	Fraction	Standard	Fraction					
Metals																				
Chromium, Trivalent‡	mg/l	---	---	0.64225	TRC	0.19142	TRC	0.0249	TRC	1400	TRC	75	TRC	1400	TRC	---	---	<0.00600	---	---
Cobalt	mg/l	---	---	---	---	---	---	---	---	---	---	---	---	---	---	---	<0.00600	---	---	---
Copper	mg/l	0.5	TRC	0.0066	DIS	0.0038	DIS	0.0029	DIS	1.3	TRC	---	---	1.3	TRC	0.0061	0.0089	0.0086	---	AZ Aquatic and Wildlife - Warm Water Acute AZ Aquatic and Wildlife - Warm Water Chronic
Iron	mg/l	---	---	---	---	---	---	1	DIS	---	---	---	---	---	---	---	0.198	---	---	---
Lead	mg/l	0.1	TRC	0.03115	DIS	0.01476	DIS	0.00058	DIS	0.015	TRC	---	---	0.015	TRC	<0.00300	<0.00500	<0.00300	---	AZ Aquatic and Wildlife - Warm Water Chronic*
Magnesium	mg/l	---	---	---	---	---	---	---	---	---	---	---	---	---	---	---	2.02	---	---	---
Manganese	mg/l	---	---	---	---	---	---	---	---	130.66701	---	---	---	130.66701	---	---	---	0.02240	---	---
Mercury	mg/l	0.01	TRC	0.005	DIS	0.0024	DIS	0.00001	DIS	0.28	TRC	---	---	0.28	TRC	<0.00020	<0.00020	---	---	AZ Aquatic and Wildlife - Warm Water Chronic*
Molybdenum	mg/l	---	---	---	---	---	---	---	---	---	---	---	---	---	---	---	<0.00800	---	---	---
Nickel	mg/l	---	---	1.34771	DIS	0.15175	DIS	0.01686	DIS	28	TRC	0.511	TRC	28	TRC	<0.01000	---	<0.01000	---	---
Potassium	mg/l	---	---	---	---	---	---	---	---	---	---	---	---	---	---	---	1.80	---	---	---
Selenium	mg/l	0.05	TRC	0.033	TRC	---	---	0.002	TRC	4.667	TRC	0.667	TRC	4.667	TRC	---	<0.00300	<0.00300	---	AZ Aquatic and Wildlife - Warm Water Chronic*
Silver	mg/l	---	---	0.00033	DIS	0.00033	DIS	---	---	4.667	TRC	8	TRC	4.667	TRC	<0.00010	0.00010	<0.00010	---	---
Sodium	mg/l	---	---	---	---	---	---	---	---	---	---	---	---	---	---	---	5.95	---	---	---
Thallium	mg/l	---	---	---	---	0.7	DIS	0.15	DIS	0.075	TRC	0.001	TRC	0.075	TRC	<0.00200	---	<0.00200	---	AZ Fish Consumption*
Uranium	mg/l	---	---	---	---	---	---	---	---	2.8	---	---	---	2.8	---	---	<0.00005	---	---	---
Zinc	mg/l	25	TRC	0.35977	DIS	0.03791	DIS	0.03791	DIS	280	TRC	5.106	TRC	280	TRC	<0.00500	<0.00500	<0.00500	---	---
Other																				
Anions (Laboratory)	meq/l	---	---	---	---	---	---	---	---	---	---	---	---	---	---	---	0.820	---	---	---
Cations (Laboratory)	meq/l	---	---	---	---	---	---	---	---	---	---	---	---	---	---	---	0.870	---	---	---
Radiologicals																				
Gross Alpha	pCi/l	---	---	---	---	---	---	---	---	---	---	---	---	---	---	---	<1.60	---	---	---
Gross Beta	pCi/l	---	---	---	---	---	---	---	---	---	---	---	---	---	---	---	<3.30	---	---	---
Radionuclides																				
Radium 226	pCi/l	---	---	---	---	---	---	---	---	---	---	---	---	---	---	---	<1.00	---	---	---
Radium 226 + Radium 228	pCi/l	---	---	---	---	---	---	---	---	---	---	---	---	---	---	---	--	---	---	---
Radium 228	pCi/l	---	---	---	---	---	---	---	---	---	---	---	---	---	---	---	<1.50	---	---	---

The hardness value used for calculation of hardness-dependent standards is the hardness of the sample itself, not the hardness of a receiving water.
* Detection limit exceeds standard
† Exceedance is considered less than regulatory limit
‡ For comparison only - no analysis exists

Station Name	DC 10.9 C
Sample ID	RESE-1001020
Sample Date	8/27/2003 7:40:00 AM
Basin	Devils Canyon Watershed
Sub-basin	unknown
QC Type	Original data

Surface Water Hydrochemical Data

MONTGOMERY & ASSOCIATES

Parameters and Constituents		Standards														Results				
Name	Units	AZ Agricultural Livestock Watering		AZ Aquatic and Wildlife - Ephemeral Acute		AZ Aquatic and Wildlife - Warm Water Acute		AZ Aquatic and Wildlife - Warm Water Chronic		AZ Full Body Contact		AZ Fish Consumption		AZ Partial Body Contact		Dissolved Results	Total Results	Total Recoverable Results	Field Results	Use Exceeded
		Standard	Fraction	Standard	Fraction	Standard	Fraction	Standard	Fraction	Standard	Fraction	Standard	Fraction	Standard	Fraction					
Bacteria																				
E. Coli	none	---	---	---	---	---	---	---	---	235	---	---	---	575	---	---	Absent	---	---	---
Total Coliforms	none	---	---	---	---	---	---	---	---	---	---	---	---	---	---	---	Present	---	---	---
Field Parameters																				
Dissolved oxygen	mg/l	---	---	---	---	6	---	6	---	---	---	---	---	---	---	---	---	---	1.05	AZ Aquatic and Wildlife - Warm Water Acute† AZ Aquatic and Wildlife - Warm Water Chronic†
Flow Rate	gallons/minute	---	---	---	---	---	---	---	---	---	---	---	---	---	---	---	---	---	1.00	---
pH (Field)	s.u.	6.5 - 9	---	6.5 - 9	---	6.5 - 9	---	6.5 - 9	---	6.5 - 9	---	---	---	6.5 - 9	---	---	---	---	5.90	AZ Agricultural Livestock Watering AZ Aquatic and Wildlife - Ephemeral Acute AZ Aquatic and Wildlife - Warm Water Acute AZ Aquatic and Wildlife - Warm Water Chronic AZ Full Body Contact AZ Partial Body Contact
Specific Conductance (Field)	uS/cm	---	---	---	---	---	---	---	---	---	---	---	---	---	---	---	---	---	216.0	---
Temperature (Field)	Deg C	---	---	---	---	---	---	---	---	---	---	---	---	---	---	---	---	---	23.20	---
Turbidity (Field)	NTUs	---	---	---	---	---	---	---	---	---	---	---	---	---	---	---	---	---	2.92	---
Inorganics																				
Alkalinity (as CaCO3)	mg/l	---	---	---	---	---	---	---	---	---	---	---	---	---	---	---	11.80	---	---	---
Bicarbonate (Calculated by M&A)	mg/l	---	---	---	---	---	---	---	---	---	---	---	---	---	---	---	14.40	---	---	---
Bicarbonate Alkalinity (as CaCO3)	mg/l	---	---	---	---	---	---	---	---	---	---	---	---	---	---	---	11.80	---	---	---
Bromide	mg/l	---	---	---	---	---	---	---	---	---	---	---	---	---	---	0.210	---	---	---	---
Carbonate (Calculated by M&A)	mg/l	---	---	---	---	---	---	---	---	---	---	---	---	---	---	---	--	---	---	---
Carbonate Alkalinity (as CaCO3)	mg/l	---	---	---	---	---	---	---	---	---	---	---	---	---	---	---	<1.00	---	---	---
Chloride	mg/l	---	---	---	---	---	---	---	---	---	---	---	---	---	---	---	10.90	---	---	---
Cyanide, Total	mg/l	---	---	---	---	---	---	---	---	---	---	---	---	---	---	---	<0.010	---	---	---
Fluoride	mg/l	---	---	---	---	---	---	---	---	140	---	---	---	140	---	<0.100	---	---	---	---
Hardness (as CaCO3)	mg/l	---	---	---	---	---	---	---	---	---	---	---	---	---	---	---	62.90	---	---	---
Nitrate as N	mg/l	---	---	---	---	---	---	---	---	3733.33	---	---	---	3733.33	---	---	0.79	---	---	---
Nitrate+Nitrite as N	mg/l	---	---	---	---	---	---	---	---	---	---	---	---	---	---	---	0.79	---	---	---
Nitrate+Nitrite as N (calculated by M&A)	mg/l	---	---	---	---	---	---	---	---	3733.33	---	---	---	3733.33	---	---	0.79	---	---	---
Nitrite as N	mg/l	---	---	---	---	---	---	---	---	233.33	---	---	---	233.33	---	---	<0.10	---	---	---
Ortho-Phosphate	mg/l	---	---	---	---	---	---	---	---	---	---	---	---	---	---	---	<0.50	---	---	---
Silica	mg/l	---	---	---	---	---	---	---	---	---	---	---	---	---	---	---	53.6	---	---	---
Sulfate	mg/l	---	---	---	---	---	---	---	---	---	---	---	---	---	---	---	52.60	---	---	---
Sulfide	mg/l	---	---	---	---	---	---	---	---	---	---	---	---	---	---	---	<1.00	---	---	---
Lab Parameters																				
Color	Color Units	---	---	---	---	---	---	---	---	---	---	---	---	---	---	---	92	---	---	---
Total Dissolved Solids (Laboratory)	mg/l	---	---	---	---	---	---	---	---	---	---	---	---	---	---	---	195.0	---	---	---
Total Suspended Solids	mg/l	---	---	---	---	---	---	---	---	---	---	---	---	---	---	---	17.00	---	---	---
Metals																				
Aluminum	mg/l	---	---	---	---	---	---	---	---	---	---	---	---	---	---	---	0.040	---	---	---
Antimony	mg/l	---	---	---	---	0.088	DIS	0.03	DIS	0.747	TRC	0.64	TRC	0.747	TRC	<0.00600	<0.00600	<0.00600	---	---
Arsenic	mg/l	0.2	TRC	0.44	DIS	0.34	DIS	0.15	DIS	0.03	TRC	0.08	TRC	0.28	TRC	0.01100	0.01300	0.01300	---	---
Barium	mg/l	---	---	---	---	---	---	---	---	98	TRC	---	---	98	TRC	0.0358	---	---	---	---
Beryllium	mg/l	---	---	---	---	---	---	---	---	1.867	TRC	0.084	TRC	1.867	TRC	<0.00200	<0.00200	<0.00200	---	---
Boron	mg/l	---	---	---	---	---	---	---	---	186.667	TRC	---	---	186.667	TRC	---	<0.0400	---	---	---
Cadmium	mg/l	0.05	---	0.01453	DIS	0.00501	DIS	0.00041	DIS	0.7	TRC	0.084	TRC	0.7	TRC	<0.00010	<0.00010	<0.00010	---	---

Station Name	DC 10.9 C
Sample ID	RESE-1001020
Sample Date	8/27/2003 7:40:00 AM
Basin	Devils Canyon Watershed
Sub-basin	unknown
QC Type	Original data

Surface Water Hydrochemical Data

MONTGOMERY & ASSOCIATES

Parameters and Constituents		Standards														Results				
Name	Units	AZ Agricultural Livestock Watering		AZ Aquatic and Wildlife - Ephemeral Acute		AZ Aquatic and Wildlife - Warm Water Acute		AZ Aquatic and Wildlife - Warm Water Chronic		AZ Full Body Contact		AZ Fish Consumption		AZ Partial Body Contact		Dissolved Results	Total Results	Total Recoverable Results	Field Results	Use Exceeded
		Standard	Fraction	Standard	Fraction	Standard	Fraction	Standard	Fraction	Standard	Fraction	Standard	Fraction	Standard	Fraction					
Metals																				
Calcium	mg/l	---	---	---	---	---	---	---	---	---	---	---	---	---	---	---	17.60	---	---	---
Chromium	mg/l	1	---	---	---	---	---	---	---	---	---	---	---	---	---	<0.00600	---	<0.00600	---	---
Chromium, Hexavalent‡	mg/l	---	---	0.034	DIS	0.016	DIS	0.011	DIS	2.8	TRC	0.15	TRC	2.8	TRC	<0.00600	---	<0.00600	---	---
Chromium, Trivalent‡	mg/l	---	---	1.30768	TRC	0.38975	TRC	0.0507	TRC	1400	TRC	75	TRC	1400	TRC	<0.00600	---	<0.00600	---	---
Cobalt	mg/l	---	---	---	---	---	---	---	---	---	---	---	---	---	---	---	<0.00600	---	---	---
Copper	mg/l	0.5	TRC	0.015	DIS	0.0087	DIS	0.006	DIS	1.3	TRC	---	---	1.3	TRC	<0.0030	<0.0030	<0.0030	---	---
Iron	mg/l	---	---	---	---	---	---	1	DIS	---	---	---	---	---	---	---	8.260	---	---	AZ Aquatic and Wildlife - Warm Water Chronic
Lead	mg/l	0.1	TRC	0.08199	DIS	0.03885	DIS	0.00151	DIS	0.015	TRC	---	---	0.015	TRC	<0.00300	<0.00500	<0.00300	---	AZ Aquatic and Wildlife - Warm Water Chronic*
Magnesium	mg/l	---	---	---	---	---	---	---	---	---	---	---	---	---	---	---	4.58	---	---	---
Manganese	mg/l	---	---	---	---	---	---	---	---	130.66701	---	---	---	130.66701	---	---	---	0.82600	---	---
Mercury	mg/l	0.01	TRC	0.005	DIS	0.0024	DIS	0.00001	DIS	0.28	TRC	---	---	0.28	TRC	<0.00020	<0.00020	---	---	AZ Aquatic and Wildlife - Warm Water Chronic*
Molybdenum	mg/l	---	---	---	---	---	---	---	---	---	---	---	---	---	---	---	<0.00800	---	---	---
Nickel	mg/l	---	---	2.80917	DIS	0.31632	DIS	0.03513	DIS	28	TRC	0.511	TRC	28	TRC	<0.01000	---	<0.01000	---	---
Potassium	mg/l	---	---	---	---	---	---	---	---	---	---	---	---	---	---	---	2.80	---	---	---
Selenium	mg/l	0.05	TRC	0.033	TRC	---	---	0.002	TRC	4.667	TRC	0.667	TRC	4.667	TRC	---	<0.00300	<0.00300	---	AZ Aquatic and Wildlife - Warm Water Chronic*
Silver	mg/l	---	---	0.00145	DIS	0.00145	DIS	---	---	4.667	TRC	8	TRC	4.667	TRC	<0.00010	<0.00010	<0.00010	---	---
Sodium	mg/l	---	---	---	---	---	---	---	---	---	---	---	---	---	---	---	10.00	---	---	---
Thallium	mg/l	---	---	---	---	0.7	DIS	0.15	DIS	0.075	TRC	0.001	TRC	0.075	TRC	<0.00200	<0.00200	---	---	AZ Fish Consumption*
Zinc	mg/l	25	TRC	0.75076	DIS	0.07911	DIS	0.07911	DIS	280	TRC	5.106	TRC	280	TRC	0.00550	<0.00500	<0.00500	---	---
Other																				
Anions (Laboratory)	meq/l	---	---	---	---	---	---	---	---	---	---	---	---	---	---	---	1.650	---	---	---
Cations (Laboratory)	meq/l	---	---	---	---	---	---	---	---	---	---	---	---	---	---	---	2.070	---	---	---

The hardness value used for calculation of hardness-dependent standards is the hardness of the sample itself, not the hardness of a receiving water.
* Detection limit exceeds standard
† Exceedance is considered less than regulatory limit
‡ For comparison only - no analysis exists

Station Name	DC 10.9 C
Sample ID	RESE-1001036
Sample Date	11/5/2003 10:10:00 AM
Basin	Devils Canyon Watershed
Sub-basin	unknown
QC Type	Original data

Surface Water Hydrochemical Data

MONTGOMERY & ASSOCIATES

Parameters and Constituents		Standards														Results				
Name	Units	AZ Agricultural Livestock Watering		AZ Aquatic and Wildlife - Ephemeral Acute		AZ Aquatic and Wildlife - Warm Water Acute		AZ Aquatic and Wildlife - Warm Water Chronic		AZ Full Body Contact		AZ Fish Consumption		AZ Partial Body Contact		Dissolved Results	Total Results	Total Recoverable Results	Field Results	Use Exceeded
		Standard	Fraction	Standard	Fraction	Standard	Fraction	Standard	Fraction	Standard	Fraction	Standard	Fraction	Standard	Fraction					
Bacteria																				
E. Coli	MPN/100ml	---	---	---	---	---	---	---	---	235	---	---	---	575	---	---	4.0	---	---	---
Total Coliforms	MPN/100ml	---	---	---	---	---	---	---	---	---	---	---	---	---	---	---	170	---	---	---
Field Parameters																				
Depth of Water	in	---	---	---	---	---	---	---	---	---	---	---	---	---	---	---	---	---	3.42	---
Dissolved oxygen	mg/l	---	---	---	---	6	---	6	---	---	---	---	---	---	---	---	---	---	6.20	---
Flow Rate	gallons/minute	---	---	---	---	---	---	---	---	---	---	---	---	---	---	---	---	---	17.60	---
pH (Field)	s.u.	6.5 - 9	---	6.5 - 9	---	6.5 - 9	---	6.5 - 9	---	6.5 - 9	---	---	---	6.5 - 9	---	---	---	---	6.60	---
Specific Conductance (Field)	uS/cm	---	---	---	---	---	---	---	---	---	---	---	---	---	---	---	---	---	81.6	---
Temperature (Field)	Deg C	---	---	---	---	---	---	---	---	---	---	---	---	---	---	---	---	---	11.70	---
Turbidity (Field)	NTUs	---	---	---	---	---	---	---	---	---	---	---	---	---	---	---	---	---	2.85	---
Inorganics																				
Alkalinity (as CaCO3)	mg/l	---	---	---	---	---	---	---	---	---	---	---	---	---	---	---	28.10	---	---	---
Bicarbonate (Calculated by M&A)	mg/l	---	---	---	---	---	---	---	---	---	---	---	---	---	---	---	34.28	---	---	---
Bicarbonate Alkalinity (as CaCO3)	mg/l	---	---	---	---	---	---	---	---	---	---	---	---	---	---	---	28.10	---	---	---
Bromide	mg/l	---	---	---	---	---	---	---	---	---	---	---	---	---	---	---	<0.100	---	---	---
Carbonate (Calculated by M&A)	mg/l	---	---	---	---	---	---	---	---	---	---	---	---	---	---	---	--	---	---	---
Carbonate Alkalinity (as CaCO3)	mg/l	---	---	---	---	---	---	---	---	---	---	---	---	---	---	---	<1.00	---	---	---
Chloride	mg/l	---	---	---	---	---	---	---	---	---	---	---	---	---	---	---	5.16	---	---	---
Fluoride	mg/l	---	---	---	---	---	---	---	---	140	---	---	---	140	---	---	<0.100	---	---	---
Hardness (as CaCO3)	mg/l	---	---	---	---	---	---	---	---	---	---	---	---	---	---	---	7.54	---	---	---
Nitrate as N	mg/l	---	---	---	---	---	---	---	---	3733.33	---	---	---	3733.33	---	---	<0.10	---	---	---
Nitrate+Nitrite as N	mg/l	---	---	---	---	---	---	---	---	---	---	---	---	---	---	---	<0.10	---	---	---
Nitrate+Nitrite as N (calculated by M&A)	mg/l	---	---	---	---	---	---	---	---	3733.33	---	---	---	3733.33	---	---	--	---	---	---
Nitrite as N	mg/l	---	---	---	---	---	---	---	---	233.33	---	---	---	233.33	---	---	<0.10	---	---	---
Ortho-Phosphate	mg/l	---	---	---	---	---	---	---	---	---	---	---	---	---	---	---	<0.50	---	---	---
Silica	mg/l	---	---	---	---	---	---	---	---	---	---	---	---	---	---	---	34.7	---	---	---
Sulfate	mg/l	---	---	---	---	---	---	---	---	---	---	---	---	---	---	---	3.58	---	---	---
Sulfide	mg/l	---	---	---	---	---	---	---	---	---	---	---	---	---	---	---	<1.00	---	---	---
Lab Parameters																				
Color	Color Units	---	---	---	---	---	---	---	---	---	---	---	---	---	---	---	28	---	---	---
Total Dissolved Solids (Laboratory)	mg/l	---	---	---	---	---	---	---	---	---	---	---	---	---	---	---	60.0	---	---	---
Total Suspended Solids	mg/l	---	---	---	---	---	---	---	---	---	---	---	---	---	---	---	<5.00	---	---	---
Metals																				
Aluminum	mg/l	---	---	---	---	---	---	---	---	---	---	---	---	---	---	---	0.199	---	---	---
Antimony	mg/l	---	---	---	---	0.088	DIS	0.03	DIS	0.747	TRC	0.64	TRC	0.747	TRC	<0.00300	<0.00300	<0.00300	---	---
Arsenic	mg/l	0.2	TRC	0.44	DIS	0.34	DIS	0.15	DIS	0.03	TRC	0.08	TRC	0.28	TRC	<0.00300	<0.00300	<0.00300	---	---
Barium	mg/l	---	---	---	---	---	---	---	---	98	TRC	---	---	98	TRC	0.0109	---	---	---	---
Beryllium	mg/l	---	---	---	---	---	---	---	---	1.867	TRC	0.084	TRC	1.867	TRC	<0.00200	<0.00200	<0.00200	---	---
Boron	mg/l	---	---	---	---	---	---	---	---	186.667	TRC	---	---	186.667	TRC	---	<0.0400	---	---	---
Cadmium	mg/l	0.05	---	0.00184	DIS	0.00063	DIS	0.00009	DIS	0.7	TRC	0.084	TRC	0.7	TRC	<0.00010	<0.00010	<0.00010	---	AZ Aquatic and Wildlife - Warm Water Chronic*
Calcium	mg/l	---	---	---	---	---	---	---	---	---	---	---	---	---	---	---	6.73	---	---	---
Chromium	mg/l	1	---	---	---	---	---	---	---	---	---	---	---	---	---	<0.00600	---	<0.00600	---	---
Chromium, Hexavalent‡	mg/l	---	---	0.034	DIS	0.016	DIS	0.011	DIS	2.8	TRC	0.15	TRC	2.8	TRC	<0.00600	---	<0.00600	---	---
Chromium, Trivalent‡	mg/l	---	---	0.23013	TRC	0.06859	TRC	0.00892	TRC	1400	TRC	75	TRC	1400	TRC	<0.00600	---	<0.00600	---	---
Cobalt	mg/l	---	---	---	---	---	---	---	---	---	---	---	---	---	---	---	<0.00600	---	---	---

Station Name	DC 10.9 C
Sample ID	RESE-1001036
Sample Date	11/5/2003 10:10:00 AM
Basin	Devils Canyon Watershed
Sub-basin	unknown
QC Type	Original data

Surface Water Hydrochemical Data

MONTGOMERY & ASSOCIATES

Parameters and Constituents		Standards														Results				
Name	Units	AZ Agricultural Livestock Watering		AZ Aquatic and Wildlife - Ephemeral Acute		AZ Aquatic and Wildlife - Warm Water Acute		AZ Aquatic and Wildlife - Warm Water Chronic		AZ Full Body Contact		AZ Fish Consumption		AZ Partial Body Contact		Dissolved Results	Total Results	Total Recoverable Results	Field Results	Use Exceeded
		Standard	Fraction	Standard	Fraction	Standard	Fraction	Standard	Fraction	Standard	Fraction	Standard	Fraction	Standard	Fraction					
Metals																				
Copper	mg/l	0.5	TRC	0.002	DIS	0.0012	DIS	0.001	DIS	1.3	TRC	---	---	1.3	TRC	0.0063	0.0090	0.0089	---	AZ Aquatic and Wildlife - Ephemeral Acute AZ Aquatic and Wildlife - Warm Water Acute AZ Aquatic and Wildlife - Warm Water Chronic
Iron	mg/l	---	---	---	---	---	---	1	DIS	---	---	---	---	---	---	---	0.679	---	---	---
Lead	mg/l	0.1	TRC	0.00749	DIS	0.00355	DIS	0.00014	DIS	0.015	TRC	---	---	0.015	TRC	<0.00300	<0.00500	<0.00300	---	AZ Aquatic and Wildlife - Warm Water Chronic*
Magnesium	mg/l	---	---	---	---	---	---	---	---	---	---	---	---	---	---	---	1.83	---	---	---
Manganese	mg/l	---	---	---	---	---	---	---	---	130.66701	---	---	---	130.66701	---	---	---	0.05960	---	---
Mercury	mg/l	0.01	TRC	0.005	DIS	0.0024	DIS	0.00001	DIS	0.28	TRC	---	---	0.28	TRC	<0.00020	<0.00020	---	---	AZ Aquatic and Wildlife - Warm Water Chronic*
Molybdenum	mg/l	---	---	---	---	---	---	---	---	---	---	---	---	---	---	---	<0.00800	---	---	---
Nickel	mg/l	---	---	0.46685	DIS	0.05257	DIS	0.00584	DIS	28	TRC	0.511	TRC	28	TRC	<0.01000	---	<0.01000	---	AZ Aquatic and Wildlife - Warm Water Chronic*
Potassium	mg/l	---	---	---	---	---	---	---	---	---	---	---	---	---	---	---	1.60	---	---	---
Selenium	mg/l	0.05	TRC	0.033	TRC	---	---	0.002	TRC	4.667	TRC	0.667	TRC	4.667	TRC	---	<0.00300	<0.00300	---	AZ Aquatic and Wildlife - Warm Water Chronic*
Silver	mg/l	---	---	0.00004	DIS	0.00004	DIS	---	---	4.667	TRC	8	TRC	4.667	TRC	<0.00010	<0.00010	<0.00010	---	AZ Aquatic and Wildlife - Ephemeral Acute* AZ Aquatic and Wildlife - Warm Water Acute*
Sodium	mg/l	---	---	---	---	---	---	---	---	---	---	---	---	---	---	---	5.81	---	---	---
Thallium	mg/l	---	---	---	---	0.7	DIS	0.15	DIS	0.075	TRC	0.001	TRC	0.075	TRC	<0.00200	<0.00200	---	---	AZ Fish Consumption*
Zinc	mg/l	25	TRC	0.12442	DIS	0.01311	DIS	0.01311	DIS	280	TRC	5.106	TRC	280	TRC	<0.00500	<0.00500	<0.00500	---	---

The hardness value used for calculation of hardness-dependent standards is the hardness of the sample itself, not the hardness of a receiving water.
* Detection limit exceeds standard
‡ For comparison only - no analysis exists

Station Name	DC 10.9 C
Sample ID	RESE-1001060
Sample Date	2/11/2004 2:10:00 PM
Basin	Devils Canyon Watershed
Sub-basin	unknown
QC Type	Original data

Surface Water Hydrochemical Data

MONTGOMERY & ASSOCIATES

Parameters and Constituents		Standards														Results				
Name	Units	AZ Agricultural Livestock Watering		AZ Aquatic and Wildlife - Ephemeral Acute		AZ Aquatic and Wildlife - Warm Water Acute		AZ Aquatic and Wildlife - Warm Water Chronic		AZ Full Body Contact		AZ Fish Consumption		AZ Partial Body Contact		Dissolved Results	Total Results	Total Recoverable Results	Field Results	Use Exceeded
		Standard	Fraction	Standard	Fraction	Standard	Fraction	Standard	Fraction	Standard	Fraction	Standard	Fraction	Standard	Fraction					
Bacteria																				
E. Coli	MPN/100ml	---	---	---	---	---	---	---	---	235	---	---	---	575	---	---	<2.0	---	---	---
Total Coliforms	MPN/100ml	---	---	---	---	---	---	---	---	---	---	---	---	---	---	---	33	---	---	---
Field Parameters																				
Depth of Water	in	---	---	---	---	---	---	---	---	---	---	---	---	---	---	---	---	---	4.80	---
Dissolved oxygen	mg/l	---	---	---	---	6	---	6	---	---	---	---	---	---	---	---	---	---	10.90	---
Flow Rate	gallons/minute	---	---	---	---	---	---	---	---	---	---	---	---	---	---	---	---	---	29.20	---
pH (Field)	s.u.	6.5 - 9	---	6.5 - 9	---	6.5 - 9	---	6.5 - 9	---	6.5 - 9	---	---	---	6.5 - 9	---	---	---	---	6.70	---
Specific Conductance (Field)	uS/cm	---	---	---	---	---	---	---	---	---	---	---	---	---	---	---	---	---	93.4	---
Temperature (Field)	Deg C	---	---	---	---	---	---	---	---	---	---	---	---	---	---	---	---	---	11.80	---
Turbidity (Field)	NTUs	---	---	---	---	---	---	---	---	---	---	---	---	---	---	---	---	---	3.30	---
Inorganics																				
Alkalinity (as CaCO3)	mg/l	---	---	---	---	---	---	---	---	---	---	---	---	---	---	---	10.30	---	---	---
Bicarbonate (Calculated by M&A)	mg/l	---	---	---	---	---	---	---	---	---	---	---	---	---	---	---	12.57	---	---	---
Bicarbonate Alkalinity (as CaCO3)	mg/l	---	---	---	---	---	---	---	---	---	---	---	---	---	---	---	10.30	---	---	---
Bromide	mg/l	---	---	---	---	---	---	---	---	---	---	---	---	---	---	---	<0.100	---	---	---
Carbonate (Calculated by M&A)	mg/l	---	---	---	---	---	---	---	---	---	---	---	---	---	---	---	--	---	---	---
Carbonate Alkalinity (as CaCO3)	mg/l	---	---	---	---	---	---	---	---	---	---	---	---	---	---	---	<1.00	---	---	---
Chloride	mg/l	---	---	---	---	---	---	---	---	---	---	---	---	---	---	---	4.44	---	---	---
Fluoride	mg/l	---	---	---	---	---	---	---	---	140	---	---	---	140	---	---	<0.100	---	---	---
Hardness (as CaCO3)	mg/l	---	---	---	---	---	---	---	---	---	---	---	---	---	---	---	30.10	---	---	---
Nitrate as N	mg/l	---	---	---	---	---	---	---	---	3733.33	---	---	---	3733.33	---	---	<0.10	---	---	---
Nitrate+Nitrite as N	mg/l	---	---	---	---	---	---	---	---	---	---	---	---	---	---	---	<0.10	---	---	---
Nitrate+Nitrite as N (calculated by M&A)	mg/l	---	---	---	---	---	---	---	---	3733.33	---	---	---	3733.33	---	---	--	---	---	---
Nitrite as N	mg/l	---	---	---	---	---	---	---	---	233.33	---	---	---	233.33	---	---	<0.10	---	---	---
Ortho-Phosphate	mg/l	---	---	---	---	---	---	---	---	---	---	---	---	---	---	---	<0.50	---	---	---
Sulfate	mg/l	---	---	---	---	---	---	---	---	---	---	---	---	---	---	---	24.40	---	---	---
Sulfide	mg/l	---	---	---	---	---	---	---	---	---	---	---	---	---	---	---	<1.00	---	---	---
Lab Parameters																				
Color	Color Units	---	---	---	---	---	---	---	---	---	---	---	---	---	---	---	19	---	---	---
Total Dissolved Solids (Laboratory)	mg/l	---	---	---	---	---	---	---	---	---	---	---	---	---	---	---	113.0	---	---	---
Total Suspended Solids	mg/l	---	---	---	---	---	---	---	---	---	---	---	---	---	---	---	<5.00	---	---	---
Metals																				
Aluminum	mg/l	---	---	---	---	---	---	---	---	---	---	---	---	---	---	---	0.499	---	---	---
Antimony	mg/l	---	---	---	---	0.088	DIS	0.03	DIS	0.747	TRC	0.64	TRC	0.747	TRC	<0.00050	<0.00050	<0.00050	---	---
Arsenic	mg/l	0.2	TRC	0.44	DIS	0.34	DIS	0.15	DIS	0.03	TRC	0.08	TRC	0.28	TRC	<0.00060	0.00100 j	<0.00060	---	---
Barium	mg/l	---	---	---	---	---	---	---	---	98	TRC	---	---	98	TRC	0.0089	---	---	---	---
Beryllium	mg/l	---	---	---	---	---	---	---	---	1.867	TRC	0.084	TRC	1.867	TRC	<0.00020	<0.00020	<0.00020	---	---
Boron	mg/l	---	---	---	---	---	---	---	---	186.667	TRC	---	---	186.667	TRC	---	<0.0070	---	---	---
Cadmium	mg/l	0.05	---	0.00709	DIS	0.00245	DIS	0.00024	DIS	0.7	TRC	0.084	TRC	0.7	TRC	<0.00010	<0.00010	<0.00010	---	---
Calcium	mg/l	---	---	---	---	---	---	---	---	---	---	---	---	---	---	---	8.26	---	---	---
Chromium	mg/l	1	---	---	---	---	---	---	---	---	---	---	---	---	---	<0.00030	---	0.00043 j	---	---
Chromium, Hexavalent‡	mg/l	---	---	0.034	DIS	0.016	DIS	0.011	DIS	2.8	TRC	0.15	TRC	2.8	TRC	<0.00030	---	0.00043 j	---	---
Chromium, Trivalent‡	mg/l	---	---	0.71508	TRC	0.21313	TRC	0.02772	TRC	1400	TRC	75	TRC	1400	TRC	<0.00030	---	0.00043 j	---	---
Cobalt	mg/l	---	---	---	---	---	---	---	---	---	---	---	---	---	---	---	<0.00070	---	---	---
Copper	mg/l	0.5	TRC	0.0075	DIS	0.0043	DIS	0.0032	DIS	1.3	TRC	---	---	1.3	TRC	0.0045	0.0078	0.0074	---	AZ Aquatic and Wildlife - Warm Water Acute AZ Aquatic and Wildlife - Warm Water Chronic

Station Name	DC 10.9 C
Sample ID	RESE-1001060
Sample Date	2/11/2004 2:10:00 PM
Basin	Devils Canyon Watershed
Sub-basin	unknown
QC Type	Original data

Surface Water Hydrochemical Data

MONTGOMERY & ASSOCIATES

Parameters and Constituents		Standards														Results				
Name	Units	AZ Agricultural Livestock Watering		AZ Aquatic and Wildlife - Ephemeral Acute		AZ Aquatic and Wildlife - Warm Water Acute		AZ Aquatic and Wildlife - Warm Water Chronic		AZ Full Body Contact		AZ Fish Consumption		AZ Partial Body Contact		Dissolved Results	Total Results	Total Recoverable Results	Field Results	Use Exceeded
		Standard	Fraction	Standard	Fraction	Standard	Fraction	Standard	Fraction	Standard	Fraction	Standard	Fraction	Standard	Fraction					
Metals																				
Iron	mg/l	---	---	---	---	---	---	1	DIS	---	---	---	---	---	---	---	0.220	---	---	---
Lead	mg/l	0.1	TRC	0.0361	DIS	0.0171	DIS	0.00067	DIS	0.015	TRC	---	---	0.015	TRC	<0.00100	<0.00100	<0.00100	---	AZ Aquatic and Wildlife - Warm Water Chronic*
Magnesium	mg/l	---	---	---	---	---	---	---	---	---	---	---	---	---	---	---	2.30	---	---	---
Manganese	mg/l	---	---	---	---	---	---	---	---	130.66701	---	---	---	130.66701	---	---	---	0.00920	---	---
Mercury	mg/l	0.01	TRC	0.005	DIS	0.0024	DIS	0.00001	DIS	0.28	TRC	---	---	0.28	TRC	<0.00020	<0.00020	---	---	AZ Aquatic and Wildlife - Warm Water Chronic*
Molybdenum	mg/l	---	---	---	---	---	---	---	---	---	---	---	---	---	---	---	0.00240 j	---	---	---
Nickel	mg/l	---	---	1.50587	DIS	0.16956	DIS	0.01883	DIS	28	TRC	0.511	TRC	28	TRC	0.00390 j	---	0.00240 j	---	---
Potassium	mg/l	---	---	---	---	---	---	---	---	---	---	---	---	---	---	---	1.48	---	---	---
Selenium	mg/l	0.05	TRC	0.033	TRC	---	---	0.002	TRC	4.667	TRC	0.667	TRC	4.667	TRC	---	<0.00080	<0.00080	---	---
Silver	mg/l	---	---	0.00041	DIS	0.00041	DIS	---	---	4.667	TRC	8	TRC	4.667	TRC	<0.00010	<0.00010	<0.00010	---	---
Sodium	mg/l	---	---	---	---	---	---	---	---	---	---	---	---	---	---	---	5.56	---	---	---
Thallium	mg/l	---	---	---	---	0.7	DIS	0.15	DIS	0.075	TRC	0.001	TRC	0.075	TRC	<0.00040	<0.00040	---	---	---
Zinc	mg/l	25	TRC	0.40206	DIS	0.04237	DIS	0.04237	DIS	280	TRC	5.106	TRC	280	TRC	0.00120 j	0.00140 j	0.00290 j	---	---

The hardness value used for calculation of hardness-dependent standards is the hardness of the sample itself, not the hardness of a receiving water.
* Detection limit exceeds standard
‡ For comparison only - no analysis exists

Station Name	DC 10.9 C
Sample ID	09Mar04HW10.9
Sample Date	3/9/2004
Basin	Devils Canyon Watershed
Sub-basin	unknown
QC Type	Original data

Surface Water Hydrochemical Data

MONTGOMERY & ASSOCIATES

Parameters and Constituents		Standards														Results				
Name	Units	AZ Agricultural Livestock Watering		AZ Aquatic and Wildlife - Ephemeral Acute		AZ Aquatic and Wildlife - Warm Water Acute		AZ Aquatic and Wildlife - Warm Water Chronic		AZ Full Body Contact		AZ Fish Consumption		AZ Partial Body Contact		Dissolved Results	Total Results	Total Recoverable Results	Field Results	Use Exceeded
		Standard	Fraction	Standard	Fraction	Standard	Fraction	Standard	Fraction	Standard	Fraction	Standard	Fraction	Standard	Fraction					
Field Parameters																				
Flow Rate	gallons/minute	---	---	---	---	---	---	---	---	---	---	---	---	---	---	---	---	---	7912.34	---

The hardness value used for calculation of hardness-dependent standards is the hardness of the sample itself, not the hardness of a receiving water.

Station Name	DC 10.9 C
Sample ID	RESE-1001091
Sample Date	5/27/2004 8:55:00 AM
Basin	Devils Canyon Watershed
Sub-basin	unknown
QC Type	Original data

Surface Water Hydrochemical Data

MONTGOMERY & ASSOCIATES

Parameters and Constituents		Standards														Results				
Name	Units	AZ Agricultural Livestock Watering		AZ Aquatic and Wildlife - Ephemeral Acute		AZ Aquatic and Wildlife - Warm Water Acute		AZ Aquatic and Wildlife - Warm Water Chronic		AZ Full Body Contact		AZ Fish Consumption		AZ Partial Body Contact		Dissolved Results	Total Results	Total Recoverable Results	Field Results	Use Exceeded
		Standard	Fraction	Standard	Fraction	Standard	Fraction	Standard	Fraction	Standard	Fraction	Standard	Fraction	Standard	Fraction					
Bacteria																				
E. Coli	MPN/100ml	---	---	---	---	---	---	---	---	235	---	---	---	575	---	---	<2.0	---	---	---
Total Coliforms	MPN/100ml	---	---	---	---	---	---	---	---	---	---	---	---	---	---	---	110	---	---	---
Field Parameters																				
Depth of Water	in	---	---	---	---	---	---	---	---	---	---	---	---	---	---	---	---	---	3.33	---
Dissolved oxygen	mg/l	---	---	---	---	6	---	6	---	---	---	---	---	---	---	---	---	---	5.85	AZ Aquatic and Wildlife - Warm Water Acute† AZ Aquatic and Wildlife - Warm Water Chronic†
Flow Rate	gallons/minute	---	---	---	---	---	---	---	---	---	---	---	---	---	---	---	---	---	13.00	---
pH (Field)	s.u.	6.5 - 9	---	6.5 - 9	---	6.5 - 9	---	6.5 - 9	---	6.5 - 9	---	---	---	6.5 - 9	---	---	---	---	6.75	---
Specific Conductance (Field)	uS/cm	---	---	---	---	---	---	---	---	---	---	---	---	---	---	---	---	---	84.1	---
Temperature (Field)	Deg C	---	---	---	---	---	---	---	---	---	---	---	---	---	---	---	---	---	17.90	---
Turbidity (Field)	NTUs	---	---	---	---	---	---	---	---	---	---	---	---	---	---	---	---	---	2.85	---
Inorganics																				
Alkalinity (as CaCO3)	mg/l	---	---	---	---	---	---	---	---	---	---	---	---	---	---	---	26.20	---	---	---
Bicarbonate (Calculated by M&A)	mg/l	---	---	---	---	---	---	---	---	---	---	---	---	---	---	---	31.96	---	---	---
Bicarbonate Alkalinity (as CaCO3)	mg/l	---	---	---	---	---	---	---	---	---	---	---	---	---	---	---	26.20	---	---	---
Bromide	mg/l	---	---	---	---	---	---	---	---	---	---	---	---	---	---	---	0.110	---	---	---
Carbonate (Calculated by M&A)	mg/l	---	---	---	---	---	---	---	---	---	---	---	---	---	---	---	--	---	---	---
Carbonate Alkalinity (as CaCO3)	mg/l	---	---	---	---	---	---	---	---	---	---	---	---	---	---	---	<1.00	---	---	---
Chloride	mg/l	---	---	---	---	---	---	---	---	---	---	---	---	---	---	---	6.08	---	---	---
Cyanide, Total	mg/l	---	---	---	---	---	---	---	---	---	---	---	---	---	---	---	<0.010	---	---	---
Fluoride	mg/l	---	---	---	---	---	---	---	---	140	---	---	---	140	---	---	<0.100	---	---	---
Hardness (as CaCO3)	mg/l	---	---	---	---	---	---	---	---	---	---	---	---	---	---	---	24.00	---	---	---
Nitrate as N	mg/l	---	---	---	---	---	---	---	---	3733.33	---	---	---	3733.33	---	---	<0.10	---	---	---
Nitrate+Nitrite as N	mg/l	---	---	---	---	---	---	---	---	---	---	---	---	---	---	---	<0.20	---	---	---
Nitrate+Nitrite as N (calculated by M&A)	mg/l	---	---	---	---	---	---	---	---	3733.33	---	---	---	3733.33	---	---	--	---	---	---
Nitrite as N	mg/l	---	---	---	---	---	---	---	---	233.33	---	---	---	233.33	---	---	<0.10	---	---	---
Silica	mg/l	---	---	---	---	---	---	---	---	---	---	---	---	---	---	---	31.8	---	---	---
Sulfate	mg/l	---	---	---	---	---	---	---	---	---	---	---	---	---	---	---	6.39	---	---	---
Sulfide	mg/l	---	---	---	---	---	---	---	---	---	---	---	---	---	---	---	<1.00	---	---	---
Lab Parameters																				
Color	Color Units	---	---	---	---	---	---	---	---	---	---	---	---	---	---	---	19	---	---	---
Total Dissolved Solids (Laboratory)	mg/l	---	---	---	---	---	---	---	---	---	---	---	---	---	---	---	95.0	---	---	---
Total Suspended Solids	mg/l	---	---	---	---	---	---	---	---	---	---	---	---	---	---	---	<5.00	---	---	---
Metals																				
Aluminum	mg/l	---	---	---	---	---	---	---	---	---	---	---	---	---	---	---	0.192	---	---	---
Antimony	mg/l	---	---	---	---	0.088	DIS	0.03	DIS	0.747	TRC	0.64	TRC	0.747	TRC	<0.00300	<0.00300	<0.00300	---	---
Arsenic	mg/l	0.2	TRC	0.44	DIS	0.34	DIS	0.15	DIS	0.03	TRC	0.08	TRC	0.28	TRC	<0.00300	<0.00300	<0.00300	---	---
Barium	mg/l	---	---	---	---	---	---	---	---	98	TRC	---	---	98	TRC	0.0107	---	---	---	---
Beryllium	mg/l	---	---	---	---	---	---	---	---	1.867	TRC	0.084	TRC	1.867	TRC	<0.00200	<0.00200	<0.00200	---	---
Boron	mg/l	---	---	---	---	---	---	---	---	186.667	TRC	---	---	186.667	TRC	---	<0.0400	---	---	---
Cadmium	mg/l	0.05	---	0.00568	DIS	0.00196	DIS	0.00021	DIS	0.7	TRC	0.084	TRC	0.7	TRC	<0.00010	<0.00010	<0.00010	---	---
Calcium	mg/l	---	---	---	---	---	---	---	---	---	---	---	---	---	---	---	6.44	---	---	---
Chromium	mg/l	1	---	---	---	---	---	---	---	---	---	---	---	---	---	<0.00600	---	<0.00600	---	---
Chromium, Hexavalent‡	mg/l	---	---	0.034	DIS	0.016	DIS	0.011	DIS	2.8	TRC	0.15	TRC	2.8	TRC	<0.00600	---	<0.00600	---	---
Chromium, Trivalent‡	mg/l	---	---	0.59402	TRC	0.17705	TRC	0.02303	TRC	1400	TRC	75	TRC	1400	TRC	<0.00600	---	<0.00600	---	---
Cobalt	mg/l	---	---	---	---	---	---	---	---	---	---	---	---	---	---	---	<0.00600	---	---	---

Station Name	DC 10.9 C
Sample ID	RESE-1001091
Sample Date	5/27/2004 8:55:00 AM
Basin	Devils Canyon Watershed
Sub-basin	unknown
QC Type	Original data

Surface Water Hydrochemical Data

MONTGOMERY & ASSOCIATES

Parameters and Constituents		Standards														Results				
Name	Units	AZ Agricultural Livestock Watering		AZ Aquatic and Wildlife - Ephemeral Acute		AZ Aquatic and Wildlife - Warm Water Acute		AZ Aquatic and Wildlife - Warm Water Chronic		AZ Full Body Contact		AZ Fish Consumption		AZ Partial Body Contact		Dissolved Results	Total Results	Total Recoverable Results	Field Results	Use Exceeded
		Standard	Fraction	Standard	Fraction	Standard	Fraction	Standard	Fraction	Standard	Fraction	Standard	Fraction	Standard	Fraction					
Metals																				
Copper	mg/l	0.5	TRC	0.0061	DIS	0.0035	DIS	0.0026	DIS	1.3	TRC	---	---	1.3	TRC	<0.0030	0.0088	0.0061	---	AZ Aquatic and Wildlife - Warm Water Chronic*
Iron	mg/l	---	---	---	---	---	---	1	DIS	---	---	---	---	---	---	---	0.696	---	---	---
Lead	mg/l	0.1	TRC	0.02798	DIS	0.01326	DIS	0.00052	DIS	0.015	TRC	---	---	0.015	TRC	<0.00300	<0.00300	<0.00300	---	AZ Aquatic and Wildlife - Warm Water Chronic*
Magnesium	mg/l	---	---	---	---	---	---	---	---	---	---	---	---	---	---	---	1.93	---	---	---
Manganese	mg/l	---	---	---	---	---	---	---	---	130.66701	---	---	---	130.66701	---	---	---	0.07690	---	---
Mercury	mg/l	0.01	TRC	0.005	DIS	0.0024	DIS	0.00001	DIS	0.28	TRC	---	---	0.28	TRC	<0.00020	<0.00020	---	---	AZ Aquatic and Wildlife - Warm Water Chronic*
Molybdenum	mg/l	---	---	---	---	---	---	---	---	---	---	---	---	---	---	---	<0.00800	---	---	---
Nickel	mg/l	---	---	1.24331	DIS	0.14	DIS	0.01555	DIS	28	TRC	0.511	TRC	28	TRC	<0.01000	---	<0.01000	---	---
Potassium	mg/l	---	---	---	---	---	---	---	---	---	---	---	---	---	---	---	1.70	---	---	---
Selenium	mg/l	0.05	TRC	0.033	TRC	---	---	0.002	TRC	4.667	TRC	0.667	TRC	4.667	TRC	---	<0.00300	<0.00300	---	AZ Aquatic and Wildlife - Warm Water Chronic*
Silver	mg/l	---	---	0.00028	DIS	0.00028	DIS	---	---	4.667	TRC	8	TRC	4.667	TRC	<0.00010	<0.00010	<0.00010	---	---
Sodium	mg/l	---	---	---	---	---	---	---	---	---	---	---	---	---	---	---	6.03	---	---	---
Thallium	mg/l	---	---	---	---	0.7	DIS	0.15	DIS	0.075	TRC	0.001	TRC	0.075	TRC	<0.00200	<0.00200	---	---	AZ Fish Consumption*
Uranium	mg/l	---	---	---	---	---	---	---	---	2.8	---	---	---	2.8	---	---	<0.00030	---	---	---
Zinc	mg/l	25	TRC	0.33186	DIS	0.03497	DIS	0.03497	DIS	280	TRC	5.106	TRC	280	TRC	<0.00500	<0.00500	<0.00500	---	---
Other																				
Anions (Laboratory)	meq/l	---	---	---	---	---	---	---	---	---	---	---	---	---	---	---	0.820	---	---	---
Cations (Laboratory)	meq/l	---	---	---	---	---	---	---	---	---	---	---	---	---	---	---	0.820	---	---	---
Ion Balance (Laboratory)	%	---	---	---	---	---	---	---	---	---	---	---	---	---	---	---	0.000	---	---	---
Total Dissolved Solids (Calc by Lab)	mg/l	---	---	---	---	---	---	---	---	---	---	---	---	---	---	---	86.0	---	---	---
Radiologicals																				
Gross Alpha	pCi/l	---	---	---	---	---	---	---	---	---	---	---	---	---	---	---	2.16	---	---	---
Gross Beta	pCi/l	---	---	---	---	---	---	---	---	---	---	---	---	---	---	---	5.83	---	---	---
Radionuclides																				
Radium 226	pCi/l	---	---	---	---	---	---	---	---	---	---	---	---	---	---	---	<0.50	---	---	---
Radium 226 + Radium 228	pCi/l	---	---	---	---	---	---	---	---	---	---	---	---	---	---	---	--	---	---	---
Radium 228	pCi/l	---	---	---	---	---	---	---	---	---	---	---	---	---	---	---	<1.40	---	---	---

The hardness value used for calculation of hardness-dependent standards is the hardness of the sample itself, not the hardness of a receiving water.
* Detection limit exceeds standard
† Exceedance is considered less than regulatory limit
‡ For comparison only - no analysis exists

Station Name	DC 10.9 C
Sample ID	RESE-1001099
Sample Date	8/11/2004 8:00:00 AM
Basin	Devils Canyon Watershed
Sub-basin	unknown
QC Type	Original data

Surface Water Hydrochemical Data

MONTGOMERY & ASSOCIATES

Parameters and Constituents		Standards														Results				
Name	Units	AZ Agricultural Livestock Watering		AZ Aquatic and Wildlife - Ephemeral Acute		AZ Aquatic and Wildlife - Warm Water Acute		AZ Aquatic and Wildlife - Warm Water Chronic		AZ Full Body Contact		AZ Fish Consumption		AZ Partial Body Contact		Dissolved Results	Total Results	Total Recoverable Results	Field Results	Use Exceeded
		Standard	Fraction	Standard	Fraction	Standard	Fraction	Standard	Fraction	Standard	Fraction	Standard	Fraction	Standard	Fraction					
Bacteria																				
E. Coli	MPN/100ml	---	---	---	---	---	---	---	---	235	---	---	---	575	---	---	1600 ge	---	---	AZ Full Body Contact AZ Partial Body Contact
Total Coliforms	MPN/100ml	---	---	---	---	---	---	---	---	---	---	---	---	---	---	---	1600 ge	---	---	---
Field Parameters																				
Depth of Water	in	---	---	---	---	---	---	---	---	---	---	---	---	---	---	---	---	---	1.52	---
Dissolved oxygen	mg/l	---	---	---	---	6	---	6	---	---	---	---	---	---	---	---	---	---	0.43	AZ Aquatic and Wildlife - Warm Water Acute† AZ Aquatic and Wildlife - Warm Water Chronic†
Flow Rate	gallons/minute	---	---	---	---	---	---	---	---	---	---	---	---	---	---	---	---	---	1.00 j	---
pH (Field)	s.u.	6.5 - 9	---	6.5 - 9	---	6.5 - 9	---	6.5 - 9	---	6.5 - 9	---	---	---	6.5 - 9	---	---	---	---	6.60	---
Specific Conductance (Field)	uS/cm	---	---	---	---	---	---	---	---	---	---	---	---	---	---	---	---	---	123.4	---
Temperature (Field)	Deg C	---	---	---	---	---	---	---	---	---	---	---	---	---	---	---	---	---	23.00	---
Turbidity (Field)	NTUs	---	---	---	---	---	---	---	---	---	---	---	---	---	---	---	---	---	2.22	---
Inorganics																				
Alkalinity (as CaCO3)	mg/l	---	---	---	---	---	---	---	---	---	---	---	---	---	---	---	39.40	---	---	---
Bicarbonate (Calculated by M&A)	mg/l	---	---	---	---	---	---	---	---	---	---	---	---	---	---	---	48.07	---	---	---
Bicarbonate Alkalinity (as CaCO3)	mg/l	---	---	---	---	---	---	---	---	---	---	---	---	---	---	---	39.40	---	---	---
Bromide	mg/l	---	---	---	---	---	---	---	---	---	---	---	---	---	---	---	0.160	---	---	---
Carbonate (Calculated by M&A)	mg/l	---	---	---	---	---	---	---	---	---	---	---	---	---	---	---	--	---	---	---
Carbonate Alkalinity (as CaCO3)	mg/l	---	---	---	---	---	---	---	---	---	---	---	---	---	---	---	<1.00	---	---	---
Chloride	mg/l	---	---	---	---	---	---	---	---	---	---	---	---	---	---	---	11.20	---	---	---
Fluoride	mg/l	---	---	---	---	---	---	---	---	140	---	---	---	140	---	---	<0.100	---	---	---
Hardness (as CaCO3)	mg/l	---	---	---	---	---	---	---	---	---	---	---	---	---	---	---	31.50	---	---	---
Nitrate as N	mg/l	---	---	---	---	---	---	---	---	3733.33	---	---	---	3733.33	---	---	<0.10	---	---	---
Nitrate+Nitrite as N	mg/l	---	---	---	---	---	---	---	---	---	---	---	---	---	---	---	<0.20	---	---	---
Nitrate+Nitrite as N (calculated by M&A)	mg/l	---	---	---	---	---	---	---	---	3733.33	---	---	---	3733.33	---	---	--	---	---	---
Nitrite as N	mg/l	---	---	---	---	---	---	---	---	233.33	---	---	---	233.33	---	---	<0.10	---	---	---
Ortho-Phosphate	mg/l	---	---	---	---	---	---	---	---	---	---	---	---	---	---	---	<0.50	---	---	---
Silica	mg/l	---	---	---	---	---	---	---	---	---	---	---	---	---	---	---	37.1	---	---	---
Sulfate	mg/l	---	---	---	---	---	---	---	---	---	---	---	---	---	---	---	2.49	---	---	---
Sulfide	mg/l	---	---	---	---	---	---	---	---	---	---	---	---	---	---	---	<1.00	---	---	---
Lab Parameters																				
Color	Color Units	---	---	---	---	---	---	---	---	---	---	---	---	---	---	---	92	---	---	---
Total Dissolved Solids (Laboratory)	mg/l	---	---	---	---	---	---	---	---	---	---	---	---	---	---	---	91.0	---	---	---
Total Suspended Solids	mg/l	---	---	---	---	---	---	---	---	---	---	---	---	---	---	---	19.00	---	---	---
Metals																				
Aluminum	mg/l	---	---	---	---	---	---	---	---	---	---	---	---	---	---	---	0.123	---	---	---
Antimony	mg/l	---	---	---	---	0.088	DIS	0.03	DIS	0.747	TRC	0.64	TRC	0.747	TRC	<0.00300	<0.00300	<0.00300	---	---
Arsenic	mg/l	0.2	TRC	0.44	DIS	0.34	DIS	0.15	DIS	0.03	TRC	0.08	TRC	0.28	TRC	0.01400	0.01300	0.01400	---	---
Barium	mg/l	---	---	---	---	---	---	---	---	98	TRC	---	---	98	TRC	0.0172	---	---	---	---
Beryllium	mg/l	---	---	---	---	---	---	---	---	1.867	TRC	0.084	TRC	1.867	TRC	<0.00200	<0.00200	<0.00200	---	---
Boron	mg/l	---	---	---	---	---	---	---	---	186.667	TRC	---	---	186.667	TRC	---	<0.0400	---	---	---
Cadmium	mg/l	0.05	---	0.00741	DIS	0.00256	DIS	0.00025	DIS	0.7	TRC	0.084	TRC	0.7	TRC	<0.00010	<0.00010	<0.00010	---	---
Calcium	mg/l	---	---	---	---	---	---	---	---	---	---	---	---	---	---	---	8.70	---	---	---
Chromium	mg/l	1	---	---	---	---	---	---	---	---	---	---	---	---	---	<0.00600	---	<0.00600	---	---
Chromium, Hexavalent‡	mg/l	---	---	0.034	DIS	0.016	DIS	0.011	DIS	2.8	TRC	0.15	TRC	2.8	TRC	<0.00600	---	<0.00600	---	---
Chromium, Trivalent‡	mg/l	---	---	0.74221	TRC	0.22121	TRC	0.02878	TRC	1400	TRC	75	TRC	1400	TRC	<0.00600	---	<0.00600	---	---
Cobalt	mg/l	---	---	---	---	---	---	---	---	---	---	---	---	---	---	---	<0.00600	---	---	---

Station Name	DC 10.9 C
Sample ID	RESE-1001099
Sample Date	8/11/2004 8:00:00 AM
Basin	Devils Canyon Watershed
Sub-basin	unknown
QC Type	Original data

Surface Water Hydrochemical Data

MONTGOMERY & ASSOCIATES

Parameters and Constituents		Standards														Results				
Name	Units	AZ Agricultural Livestock Watering		AZ Aquatic and Wildlife - Ephemeral Acute		AZ Aquatic and Wildlife - Warm Water Acute		AZ Aquatic and Wildlife - Warm Water Chronic		AZ Full Body Contact		AZ Fish Consumption		AZ Partial Body Contact		Dissolved Results	Total Results	Total Recoverable Results	Field Results	Use Exceeded
		Standard	Fraction	Standard	Fraction	Standard	Fraction	Standard	Fraction	Standard	Fraction	Standard	Fraction	Standard	Fraction					
Metals																				
Copper	mg/l	0.5	TRC	0.0078	DIS	0.0045	DIS	0.0033	DIS	1.3	TRC	---	---	1.3	TRC	<0.0030	<0.0030	<0.0030	---	---
Iron	mg/l	---	---	---	---	---	---	1	DIS	---	---	---	---	---	---	---	5.450	---	---	AZ Aquatic and Wildlife - Warm Water Chronic
Lead	mg/l	0.1	TRC	0.03799	DIS	0.018	DIS	0.0007	DIS	0.015	TRC	---	---	0.015	TRC	<0.00300	<0.00300	<0.00300	---	AZ Aquatic and Wildlife - Warm Water Chronic*
Magnesium	mg/l	---	---	---	---	---	---	---	---	---	---	---	---	---	---	---	2.38	---	---	---
Manganese	mg/l	---	---	---	---	---	---	---	---	130.66701	---	---	---	130.66701	---	---	---	0.53200	---	---
Mercury	mg/l	0.01	TRC	0.005	DIS	0.0024	DIS	0.00001	DIS	0.28	TRC	---	---	0.28	TRC	<0.00020	<0.00020	---	---	AZ Aquatic and Wildlife - Warm Water Chronic*
Molybdenum	mg/l	---	---	---	---	---	---	---	---	---	---	---	---	---	---	---	<0.00800	---	---	---
Nickel	mg/l	---	---	1.56492	DIS	0.17621	DIS	0.01957	DIS	28	TRC	0.511	TRC	28	TRC	<0.01000	---	<0.01000	---	---
Potassium	mg/l	---	---	---	---	---	---	---	---	---	---	---	---	---	---	---	2.00	---	---	---
Selenium	mg/l	0.05	TRC	0.033	TRC	---	---	0.002	TRC	4.667	TRC	0.667	TRC	4.667	TRC	---	<0.00300	<0.00300	---	AZ Aquatic and Wildlife - Warm Water Chronic*
Silver	mg/l	---	---	0.00044	DIS	0.00044	DIS	---	---	4.667	TRC	8	TRC	4.667	TRC	<0.00010	<0.00010	<0.00010	---	---
Sodium	mg/l	---	---	---	---	---	---	---	---	---	---	---	---	---	---	---	7.86	---	---	---
Thallium	mg/l	---	---	---	---	0.7	DIS	0.15	DIS	0.075	TRC	0.001	TRC	0.075	TRC	<0.00200	<0.00200	---	---	AZ Fish Consumption*
Zinc	mg/l	25	TRC	0.41785	DIS	0.04403	DIS	0.04403	DIS	280	TRC	5.106	TRC	280	TRC	<0.00500	<0.00500	<0.00500	---	---
Other																				
Anions (Laboratory)	meq/l	---	---	---	---	---	---	---	---	---	---	---	---	---	---	---	1.160	---	---	---
Cations (Laboratory)	meq/l	---	---	---	---	---	---	---	---	---	---	---	---	---	---	---	1.250	---	---	---
Ion Balance (Laboratory)	%	---	---	---	---	---	---	---	---	---	---	---	---	---	---	---	3.700	---	---	---
Total Dissolved Solids (Calc by Lab)	mg/l	---	---	---	---	---	---	---	---	---	---	---	---	---	---	---	111.0	---	---	---

The hardness value used for calculation of hardness-dependent standards is the hardness of the sample itself, not the hardness of a receiving water.
* Detection limit exceeds standard
† Exceedance is considered less than regulatory limit
‡ For comparison only - no analysis exists

Station Name	DC 10.9 C
Sample ID	RESE-1001169
Sample Date	11/5/2004 8:10:00 AM
Basin	Devils Canyon Watershed
Sub-basin	unknown
QC Type	Original data

Surface Water Hydrochemical Data

MONTGOMERY & ASSOCIATES

Parameters and Constituents		Standards														Results				
Name	Units	AZ Agricultural Livestock Watering		AZ Aquatic and Wildlife - Ephemeral Acute		AZ Aquatic and Wildlife - Warm Water Acute		AZ Aquatic and Wildlife - Warm Water Chronic		AZ Full Body Contact		AZ Fish Consumption		AZ Partial Body Contact		Dissolved Results	Total Results	Total Recoverable Results	Field Results	Use Exceeded
		Standard	Fraction	Standard	Fraction	Standard	Fraction	Standard	Fraction	Standard	Fraction	Standard	Fraction	Standard	Fraction					
Bacteria																				
E. Coli	MPN/100ml	---	---	---	---	---	---	---	---	235	---	---	---	575	---	---	2.0	---	---	---
Total Coliforms	MPN/100ml	---	---	---	---	---	---	---	---	---	---	---	---	---	---	---	110	---	---	---
Field Parameters																				
Depth of Water	in	---	---	---	---	---	---	---	---	---	---	---	---	---	---	---	---	---	1.74	---
Dissolved oxygen	mg/l	---	---	---	---	6	---	6	---	---	---	---	---	---	---	---	---	---	4.07	AZ Aquatic and Wildlife - Warm Water Acute† AZ Aquatic and Wildlife - Warm Water Chronic†
Flow Rate	gallons/minute	---	---	---	---	---	---	---	---	---	---	---	---	---	---	---	---	---	3.24	---
pH (Field)	s.u.	6.5 - 9	---	6.5 - 9	---	6.5 - 9	---	6.5 - 9	---	6.5 - 9	---	---	---	6.5 - 9	---	---	---	---	7.60	---
Specific Conductance (Field)	uS/cm	---	---	---	---	---	---	---	---	---	---	---	---	---	---	---	---	---	145.6	---
Temperature (Field)	Deg C	---	---	---	---	---	---	---	---	---	---	---	---	---	---	---	---	---	10.30	---
Turbidity (Field)	NTUs	---	---	---	---	---	---	---	---	---	---	---	---	---	---	---	---	---	3.21	---
Inorganics																				
Alkalinity (as CaCO3)	mg/l	---	---	---	---	---	---	---	---	---	---	---	---	---	---	---	32.10	---	---	---
Bicarbonate (Calculated by M&A)	mg/l	---	---	---	---	---	---	---	---	---	---	---	---	---	---	---	39.16	---	---	---
Bicarbonate Alkalinity (as CaCO3)	mg/l	---	---	---	---	---	---	---	---	---	---	---	---	---	---	---	32.10	---	---	---
Bromide	mg/l	---	---	---	---	---	---	---	---	---	---	---	---	---	---	---	<0.100	---	---	---
Carbonate (Calculated by M&A)	mg/l	---	---	---	---	---	---	---	---	---	---	---	---	---	---	---	--	---	---	---
Carbonate Alkalinity (as CaCO3)	mg/l	---	---	---	---	---	---	---	---	---	---	---	---	---	---	---	<1.00	---	---	---
Chloride	mg/l	---	---	---	---	---	---	---	---	---	---	---	---	---	---	---	6.75	---	---	---
Fluoride	mg/l	---	---	---	---	---	---	---	---	140	---	---	---	140	---	---	<0.100	---	---	---
Hardness (as CaCO3)	mg/l	---	---	---	---	---	---	---	---	---	---	---	---	---	---	---	48.30	---	---	---
Nitrate as N	mg/l	---	---	---	---	---	---	---	---	3733.33	---	---	---	3733.33	---	---	<0.10	---	---	---
Nitrate+Nitrite as N	mg/l	---	---	---	---	---	---	---	---	---	---	---	---	---	---	---	<0.20	---	---	---
Nitrate+Nitrite as N (calculated by M&A)	mg/l	---	---	---	---	---	---	---	---	3733.33	---	---	---	3733.33	---	---	--	---	---	---
Nitrite as N	mg/l	---	---	---	---	---	---	---	---	233.33	---	---	---	233.33	---	---	<0.10	---	---	---
Ortho-Phosphate	mg/l	---	---	---	---	---	---	---	---	---	---	---	---	---	---	---	<0.50	---	---	---
Silica	mg/l	---	---	---	---	---	---	---	---	---	---	---	---	---	---	---	34.0	---	---	---
Sulfate	mg/l	---	---	---	---	---	---	---	---	---	---	---	---	---	---	---	31.00	---	---	---
Sulfide	mg/l	---	---	---	---	---	---	---	---	---	---	---	---	---	---	---	<1.00	---	---	---
Lab Parameters																				
Color	Color Units	---	---	---	---	---	---	---	---	---	---	---	---	---	---	---	37	---	---	---
Total Dissolved Solids (Laboratory)	mg/l	---	---	---	---	---	---	---	---	---	---	---	---	---	---	---	117.0	---	---	---
Total Suspended Solids	mg/l	---	---	---	---	---	---	---	---	---	---	---	---	---	---	---	6.00	---	---	---
Metals																				
Aluminum	mg/l	---	---	---	---	---	---	---	---	---	---	---	---	---	---	---	0.048	---	---	---
Antimony	mg/l	---	---	---	---	0.088	DIS	0.03	DIS	0.747	TRC	0.64	TRC	0.747	TRC	<0.00300	<0.00300	<0.00300	---	---
Arsenic	mg/l	0.2	TRC	0.44	DIS	0.34	DIS	0.15	DIS	0.03	TRC	0.08	TRC	0.28	TRC	<0.00300	0.00400	0.00400	---	---
Barium	mg/l	---	---	---	---	---	---	---	---	98	TRC	---	---	98	TRC	0.0248	---	---	---	---
Beryllium	mg/l	---	---	---	---	---	---	---	---	1.867	TRC	0.084	TRC	1.867	TRC	<0.00200	<0.00200	<0.00200	---	---
Boron	mg/l	---	---	---	---	---	---	---	---	186.667	TRC	---	---	186.667	TRC	---	<0.0400	---	---	---
Cadmium	mg/l	0.05	---	0.01123	DIS	0.00388	DIS	0.00034	DIS	0.7	TRC	0.084	TRC	0.7	TRC	<0.00010	<0.00010	<0.00010	---	---
Calcium	mg/l	---	---	---	---	---	---	---	---	---	---	---	---	---	---	---	13.10	---	---	---
Chromium	mg/l	1	---	---	---	---	---	---	---	---	---	---	---	---	---	<0.00600	---	<0.00600	---	---
Chromium, Hexavalent‡	mg/l	---	---	0.034	DIS	0.016	DIS	0.011	DIS	2.8	TRC	0.15	TRC	2.8	TRC	<0.00600	---	<0.00600	---	---
Chromium, Trivalent‡	mg/l	---	---	1.05332	TRC	0.31394	TRC	0.04084	TRC	1400	TRC	75	TRC	1400	TRC	<0.00600	---	<0.00600	---	---
Cobalt	mg/l	---	---	---	---	---	---	---	---	---	---	---	---	---	---	---	<0.00600	---	---	---

Station Name	DC 10.9 C
Sample ID	RESE-1001169
Sample Date	11/5/2004 8:10:00 AM
Basin	Devils Canyon Watershed
Sub-basin	unknown
QC Type	Original data

Surface Water Hydrochemical Data

MONTGOMERY & ASSOCIATES

Parameters and Constituents		Standards														Results				
Name	Units	AZ Agricultural Livestock Watering		AZ Aquatic and Wildlife - Ephemeral Acute		AZ Aquatic and Wildlife - Warm Water Acute		AZ Aquatic and Wildlife - Warm Water Chronic		AZ Full Body Contact		AZ Fish Consumption		AZ Partial Body Contact		Dissolved Results	Total Results	Total Recoverable Results	Field Results	Use Exceeded
		Standard	Fraction	Standard	Fraction	Standard	Fraction	Standard	Fraction	Standard	Fraction	Standard	Fraction	Standard	Fraction					
Metals																				
Copper	mg/l	0.5	TRC	0.0117	DIS	0.0068	DIS	0.0048	DIS	1.3	TRC	---	---	1.3	TRC	<0.0030	<0.0030	<0.0030	---	---
Iron	mg/l	---	---	---	---	---	---	1	DIS	---	---	---	---	---	---	---	4.410	---	---	AZ Aquatic and Wildlife - Warm Water Chronic
Lead	mg/l	0.1	TRC	0.0612	DIS	0.029	DIS	0.00113	DIS	0.015	TRC	---	---	0.015	TRC	<0.00300	<0.00300	<0.00300	---	AZ Aquatic and Wildlife - Warm Water Chronic*
Magnesium	mg/l	---	---	---	---	---	---	---	---	---	---	---	---	---	---	---	3.82	---	---	---
Manganese	mg/l	---	---	---	---	---	---	---	---	130.66701	---	---	---	130.66701	---	---	---	0.22900	---	---
Mercury	mg/l	0.01	TRC	0.005	DIS	0.0024	DIS	0.00001	DIS	0.28	TRC	---	---	0.28	TRC	<0.00020	<0.00020	---	---	AZ Aquatic and Wildlife - Warm Water Chronic*
Molybdenum	mg/l	---	---	---	---	---	---	---	---	---	---	---	---	---	---	---	<0.00800	---	---	---
Nickel	mg/l	---	---	2.24667	DIS	0.25298	DIS	0.0281	DIS	28	TRC	0.511	TRC	28	TRC	<0.01000	---	<0.01000	---	---
Potassium	mg/l	---	---	---	---	---	---	---	---	---	---	---	---	---	---	---	2.10	---	---	---
Selenium	mg/l	0.05	TRC	0.033	TRC	---	---	0.002	TRC	4.667	TRC	0.667	TRC	4.667	TRC	---	<0.00300	<0.00300	---	AZ Aquatic and Wildlife - Warm Water Chronic*
Silver	mg/l	---	---	0.00092	DIS	0.00092	DIS	---	---	4.667	TRC	8	TRC	4.667	TRC	<0.00010	<0.00010	<0.00010	---	---
Sodium	mg/l	---	---	---	---	---	---	---	---	---	---	---	---	---	---	---	9.18	---	---	---
Thallium	mg/l	---	---	---	---	0.7	DIS	0.15	DIS	0.075	TRC	0.001	TRC	0.075	TRC	<0.00200	<0.00200	---	---	AZ Fish Consumption*
Zinc	mg/l	25	TRC	0.60022	DIS	0.06325	DIS	0.06325	DIS	280	TRC	5.106	TRC	280	TRC	<0.00500	<0.00500	<0.00500	---	---
Other																				
Anions (Laboratory)	meq/l	---	---	---	---	---	---	---	---	---	---	---	---	---	---	---	1.480	---	---	---
Cations (Laboratory)	meq/l	---	---	---	---	---	---	---	---	---	---	---	---	---	---	---	1.580	---	---	---

The hardness value used for calculation of hardness-dependent standards is the hardness of the sample itself, not the hardness of a receiving water.
* Detection limit exceeds standard
† Exceedance is considered less than regulatory limit
‡ For comparison only - no analysis exists

Station Name	DC 10.9 C
Sample ID	RESE-1001189
Sample Date	2/15/2005 9:25:00 AM
Basin	Devils Canyon Watershed
Sub-basin	unknown
QC Type	Original data

Surface Water Hydrochemical Data

MONTGOMERY & ASSOCIATES

Parameters and Constituents		Standards														Results				
Name	Units	AZ Agricultural Livestock Watering		AZ Aquatic and Wildlife - Ephemeral Acute		AZ Aquatic and Wildlife - Warm Water Acute		AZ Aquatic and Wildlife - Warm Water Chronic		AZ Full Body Contact		AZ Fish Consumption		AZ Partial Body Contact		Dissolved Results	Total Results	Total Recoverable Results	Field Results	Use Exceeded
		Standard	Fraction	Standard	Fraction	Standard	Fraction	Standard	Fraction	Standard	Fraction	Standard	Fraction	Standard	Fraction					
Bacteria																				
E. Coli	MPN/100ml	---	---	---	---	---	---	---	---	235	---	---	---	575	---	---	<2.0	---	---	---
Total Coliforms	MPN/100ml	---	---	---	---	---	---	---	---	---	---	---	---	---	---	---	1600 ge	---	---	---
Field Parameters																				
Depth of Water	in	---	---	---	---	---	---	---	---	---	---	---	---	---	---	---	---	---	16.52	---
Dissolved oxygen	mg/l	---	---	---	---	6	---	6	---	---	---	---	---	---	---	---	---	---	9.98	---
Flow Rate	gallons/minute	---	---	---	---	---	---	---	---	---	---	---	---	---	---	---	---	---	32192.42	---
pH (Field)	s.u.	6.5 - 9	---	6.5 - 9	---	6.5 - 9	---	6.5 - 9	---	6.5 - 9	---	---	---	6.5 - 9	---	---	---	---	7.50	---
Specific Conductance (Field)	uS/cm	---	---	---	---	---	---	---	---	---	---	---	---	---	---	---	---	---	58.0	---
Temperature (Field)	Deg C	---	---	---	---	---	---	---	---	---	---	---	---	---	---	---	---	---	9.30	---
Turbidity (Field)	NTUs	---	---	---	---	---	---	---	---	---	---	---	---	---	---	---	---	---	9.33	---
Inorganics																				
Alkalinity (as CaCO3)	mg/l	---	---	---	---	---	---	---	---	---	---	---	---	---	---	---	8.67	---	---	---
Bicarbonate (Calculated by M&A)	mg/l	---	---	---	---	---	---	---	---	---	---	---	---	---	---	---	10.58	---	---	---
Bicarbonate Alkalinity (as CaCO3)	mg/l	---	---	---	---	---	---	---	---	---	---	---	---	---	---	---	8.67	---	---	---
Bromide	mg/l	---	---	---	---	---	---	---	---	---	---	---	---	---	---	---	<0.100	---	---	---
Carbonate (Calculated by M&A)	mg/l	---	---	---	---	---	---	---	---	---	---	---	---	---	---	---	--	---	---	---
Carbonate Alkalinity (as CaCO3)	mg/l	---	---	---	---	---	---	---	---	---	---	---	---	---	---	---	<1.00	---	---	---
Chloride	mg/l	---	---	---	---	---	---	---	---	---	---	---	---	---	---	---	2.87	---	---	---
Fluoride	mg/l	---	---	---	---	---	---	---	---	140	---	---	---	140	---	---	<0.100	---	---	---
Hardness (as CaCO3)	mg/l	---	---	---	---	---	---	---	---	---	---	---	---	---	---	---	19.80	---	---	---
Nitrate as N	mg/l	---	---	---	---	---	---	---	---	3733.33	---	---	---	3733.33	---	---	0.29	---	---	---
Nitrate+Nitrite as N	mg/l	---	---	---	---	---	---	---	---	---	---	---	---	---	---	---	0.29	---	---	---
Nitrate+Nitrite as N (calculated by M&A)	mg/l	---	---	---	---	---	---	---	---	3733.33	---	---	---	3733.33	---	---	0.29	---	---	---
Nitrite as N	mg/l	---	---	---	---	---	---	---	---	233.33	---	---	---	233.33	---	---	<0.10	---	---	---
Ortho-Phosphate	mg/l	---	---	---	---	---	---	---	---	---	---	---	---	---	---	---	<0.50	---	---	---
Silica	mg/l	---	---	---	---	---	---	---	---	---	---	---	---	---	---	---	25.1	---	---	---
Sulfate	mg/l	---	---	---	---	---	---	---	---	---	---	---	---	---	---	---	10.50	---	---	---
Sulfide	mg/l	---	---	---	---	---	---	---	---	---	---	---	---	---	---	---	<1.00	---	---	---
Lab Parameters																				
Color	Color Units	---	---	---	---	---	---	---	---	---	---	---	---	---	---	---	46	---	---	---
Total Dissolved Solids (Laboratory)	mg/l	---	---	---	---	---	---	---	---	---	---	---	---	---	---	---	70.0	---	---	---
Total Suspended Solids	mg/l	---	---	---	---	---	---	---	---	---	---	---	---	---	---	---	<5.00	---	---	---
Metals																				
Aluminum	mg/l	---	---	---	---	---	---	---	---	---	---	---	---	---	---	---	1.150	---	---	---
Antimony	mg/l	---	---	---	---	0.088	DIS	0.03	DIS	0.747	TRC	0.64	TRC	0.747	TRC	<0.00300	<0.00300	<0.00300	---	---
Arsenic	mg/l	0.2	TRC	0.44	DIS	0.34	DIS	0.15	DIS	0.03	TRC	0.08	TRC	0.28	TRC	0.00350	0.00360	0.00350	---	---
Barium	mg/l	---	---	---	---	---	---	---	---	98	TRC	---	---	98	TRC	0.0110	---	---	---	---
Beryllium	mg/l	---	---	---	---	---	---	---	---	1.867	TRC	0.084	TRC	1.867	TRC	<0.00200	<0.00200	<0.00200	---	---
Boron	mg/l	---	---	---	---	---	---	---	---	186.667	TRC	---	---	186.667	TRC	---	<0.0400	---	---	---
Cadmium	mg/l	0.05	---	0.00471	DIS	0.00163	DIS	0.00018	DIS	0.7	TRC	0.084	TRC	0.7	TRC	<0.00020	<0.00020	<0.00020	---	AZ Aquatic and Wildlife - Warm Water Chronic*
Calcium	mg/l	---	---	---	---	---	---	---	---	---	---	---	---	---	---	---	5.47	---	---	---
Chromium	mg/l	1	---	---	---	---	---	---	---	---	---	---	---	---	---	<0.00600	---	<0.00600	---	---
Chromium, Hexavalent‡	mg/l	---	---	0.034	DIS	0.016	DIS	0.011	DIS	2.8	TRC	0.15	TRC	2.8	TRC	<0.00600	---	<0.00600	---	---
Chromium, Trivalent‡	mg/l	---	---	0.50743	TRC	0.15124	TRC	0.01967	TRC	1400	TRC	75	TRC	1400	TRC	<0.00600	---	<0.00600	---	---
Cobalt	mg/l	---	---	---	---	---	---	---	---	---	---	---	---	---	---	---	<0.00600	---	---	---

Station Name	DC 10.9 C
Sample ID	RESE-1001189
Sample Date	2/15/2005 9:25:00 AM
Basin	Devils Canyon Watershed
Sub-basin	unknown
QC Type	Original data

Surface Water Hydrochemical Data

MONTGOMERY & ASSOCIATES

Parameters and Constituents		Standards														Results				
Name	Units	AZ Agricultural Livestock Watering		AZ Aquatic and Wildlife - Ephemeral Acute		AZ Aquatic and Wildlife - Warm Water Acute		AZ Aquatic and Wildlife - Warm Water Chronic		AZ Full Body Contact		AZ Fish Consumption		AZ Partial Body Contact		Dissolved Results	Total Results	Total Recoverable Results	Field Results	Use Exceeded
		Standard	Fraction	Standard	Fraction	Standard	Fraction	Standard	Fraction	Standard	Fraction	Standard	Fraction	Standard	Fraction					
Metals																				
Copper	mg/l	0.5	TRC	0.0051	DIS	0.0029	DIS	0.0022	DIS	1.3	TRC	---	---	1.3	TRC	0.0150	0.0170	0.0170	---	AZ Aquatic and Wildlife - Ephemeral Acute AZ Aquatic and Wildlife - Warm Water Acute AZ Aquatic and Wildlife - Warm Water Chronic
Iron	mg/l	---	---	---	---	---	---	1	DIS	---	---	---	---	---	---	---	0.553	---	---	---
Lead	mg/l	0.1	TRC	0.02252	DIS	0.01067	DIS	0.00042	DIS	0.015	TRC	---	---	0.015	TRC	<0.00300	<0.00300	<0.00300	---	AZ Aquatic and Wildlife - Warm Water Chronic*
Magnesium	mg/l	---	---	---	---	---	---	---	---	---	---	---	---	---	---	---	1.49	---	---	---
Manganese	mg/l	---	---	---	---	---	---	---	---	130.66701	---	---	---	130.66701	---	---	---	0.00990	---	---
Mercury	mg/l	0.01	TRC	0.005	DIS	0.0024	DIS	0.00001	DIS	0.28	TRC	---	---	0.28	TRC	<0.00020	<0.00020	---	---	AZ Aquatic and Wildlife - Warm Water Chronic*
Molybdenum	mg/l	---	---	---	---	---	---	---	---	---	---	---	---	---	---	---	<0.00800	---	---	---
Nickel	mg/l	---	---	1.05657	DIS	0.11897	DIS	0.01321	DIS	28	TRC	0.511	TRC	28	TRC	<0.01000	---	<0.01000	---	---
Potassium	mg/l	---	---	---	---	---	---	---	---	---	---	---	---	---	---	---	1.66	---	---	---
Selenium	mg/l	0.05	TRC	0.033	TRC	---	---	0.002	TRC	4.667	TRC	0.667	TRC	4.667	TRC	---	<0.00300	<0.00300	---	AZ Aquatic and Wildlife - Warm Water Chronic*
Silver	mg/l	---	---	0.0002	DIS	0.0002	DIS	---	---	4.667	TRC	8	TRC	4.667	TRC	<0.00010	<0.00010	0.00031	---	---
Sodium	mg/l	---	---	---	---	---	---	---	---	---	---	---	---	---	---	---	4.02	---	---	---
Thallium	mg/l	---	---	---	---	0.7	DIS	0.15	DIS	0.075	TRC	0.001	TRC	0.075	TRC	<0.00200	<0.00200	---	---	AZ Fish Consumption*
Zinc	mg/l	25	TRC	0.28195	DIS	0.02971	DIS	0.02971	DIS	280	TRC	5.106	TRC	280	TRC	<0.01000	<0.01000	<0.01000	---	---
Other																				
Anions (Laboratory)	meq/l	---	---	---	---	---	---	---	---	---	---	---	---	---	---	---	0.470	---	---	---
Cations (Laboratory)	meq/l	---	---	---	---	---	---	---	---	---	---	---	---	---	---	---	0.750	---	---	---
Ion Balance (Laboratory)	%	---	---	---	---	---	---	---	---	---	---	---	---	---	---	---	23.000	---	---	---
Total Dissolved Solids (Calc by Lab)	mg/l	---	---	---	---	---	---	---	---	---	---	---	---	---	---	---	64.8	---	---	---

The hardness value used for calculation of hardness-dependent standards is the hardness of the sample itself, not the hardness of a receiving water.
* Detection limit exceeds standard
‡ For comparison only - no analysis exists

Station Name	DC 10.9 C
Sample ID	RESE-1001208
Sample Date	5/9/2005 8:50:00 AM
Basin	Devils Canyon Watershed
Sub-basin	unknown
QC Type	Original data

Surface Water Hydrochemical Data

MONTGOMERY & ASSOCIATES

Parameters and Constituents		Standards														Results				
Name	Units	AZ Agricultural Livestock Watering		AZ Aquatic and Wildlife - Ephemeral Acute		AZ Aquatic and Wildlife - Warm Water Acute		AZ Aquatic and Wildlife - Warm Water Chronic		AZ Full Body Contact		AZ Fish Consumption		AZ Partial Body Contact		Dissolved Results	Total Results	Total Recoverable Results	Field Results	Use Exceeded
		Standard	Fraction	Standard	Fraction	Standard	Fraction	Standard	Fraction	Standard	Fraction	Standard	Fraction	Standard	Fraction					
Bacteria																				
E. Coli	MPN/100ml	---	---	---	---	---	---	---	---	235	---	---	---	575	---	---	<2.0	---	---	---
Total Coliforms	MPN/100ml	---	---	---	---	---	---	---	---	---	---	---	---	---	---	---	11	---	---	---
Field Parameters																				
Depth of Water	in	---	---	---	---	---	---	---	---	---	---	---	---	---	---	---	---	---	4.11	---
Dissolved oxygen	mg/l	---	---	---	---	6	---	6	---	---	---	---	---	---	---	---	---	---	9.05	---
Flow Rate	gallons/minute	---	---	---	---	---	---	---	---	---	---	---	---	---	---	---	---	---	15.20	---
pH (Field)	s.u.	6.5 - 9	---	6.5 - 9	---	6.5 - 9	---	6.5 - 9	---	6.5 - 9	---	---	---	6.5 - 9	---	---	---	---	6.80	---
Specific Conductance (Field)	uS/cm	---	---	---	---	---	---	---	---	---	---	---	---	---	---	---	---	---	89.1	---
Temperature (Field)	Deg C	---	---	---	---	---	---	---	---	---	---	---	---	---	---	---	---	---	15.80	---
Turbidity (Field)	NTUs	---	---	---	---	---	---	---	---	---	---	---	---	---	---	---	---	---	2.12	---
Inorganics																				
Alkalinity (as CaCO3)	mg/l	---	---	---	---	---	---	---	---	---	---	---	---	---	---	---	17.50	---	---	---
Bicarbonate (Calculated by M&A)	mg/l	---	---	---	---	---	---	---	---	---	---	---	---	---	---	---	21.35	---	---	---
Bicarbonate Alkalinity (as CaCO3)	mg/l	---	---	---	---	---	---	---	---	---	---	---	---	---	---	---	17.50	---	---	---
Bromide	mg/l	---	---	---	---	---	---	---	---	---	---	---	---	---	---	---	0.115	---	---	---
Carbonate (Calculated by M&A)	mg/l	---	---	---	---	---	---	---	---	---	---	---	---	---	---	---	--	---	---	---
Carbonate Alkalinity (as CaCO3)	mg/l	---	---	---	---	---	---	---	---	---	---	---	---	---	---	---	<1.00	---	---	---
Chloride	mg/l	---	---	---	---	---	---	---	---	---	---	---	---	---	---	---	8.23	---	---	---
Fluoride	mg/l	---	---	---	---	---	---	---	---	140	---	---	---	140	---	---	<0.100	---	---	---
Hardness (as CaCO3)	mg/l	---	---	---	---	---	---	---	---	---	---	---	---	---	---	---	26.90	---	---	---
Nitrate as N	mg/l	---	---	---	---	---	---	---	---	3733.33	---	---	---	3733.33	---	---	<0.10	---	---	---
Nitrate+Nitrite as N	mg/l	---	---	---	---	---	---	---	---	---	---	---	---	---	---	---	<0.20	---	---	---
Nitrate+Nitrite as N (calculated by M&A)	mg/l	---	---	---	---	---	---	---	---	3733.33	---	---	---	3733.33	---	---	--	---	---	---
Nitrite as N	mg/l	---	---	---	---	---	---	---	---	233.33	---	---	---	233.33	---	---	<0.10	---	---	---
Ortho-Phosphate	mg/l	---	---	---	---	---	---	---	---	---	---	---	---	---	---	---	<0.50	---	---	---
Silica	mg/l	---	---	---	---	---	---	---	---	---	---	---	---	---	---	---	28.4	---	---	---
Sulfate	mg/l	---	---	---	---	---	---	---	---	---	---	---	---	---	---	---	10.70	---	---	---
Sulfide	mg/l	---	---	---	---	---	---	---	---	---	---	---	---	---	---	---	<1.00	---	---	---
Lab Parameters																				
Color	Color Units	---	---	---	---	---	---	---	---	---	---	---	---	---	---	---	19	---	---	---
Total Dissolved Solids (Laboratory)	mg/l	---	---	---	---	---	---	---	---	---	---	---	---	---	---	---	42.0	---	---	---
Total Suspended Solids	mg/l	---	---	---	---	---	---	---	---	---	---	---	---	---	---	---	<5.00	---	---	---
Metals																				
Aluminum	mg/l	---	---	---	---	---	---	---	---	---	---	---	---	---	---	---	0.275	---	---	---
Antimony	mg/l	---	---	---	---	0.088	DIS	0.03	DIS	0.747	TRC	0.64	TRC	0.747	TRC	<0.00300	<0.00300	<0.00300	---	---
Arsenic	mg/l	0.2	TRC	0.44	DIS	0.34	DIS	0.15	DIS	0.03	TRC	0.08	TRC	0.28	TRC	<0.00300	<0.00300	<0.00300	---	---
Barium	mg/l	---	---	---	---	---	---	---	---	98	TRC	---	---	98	TRC	0.0118	---	---	---	---
Beryllium	mg/l	---	---	---	---	---	---	---	---	1.867	TRC	0.084	TRC	1.867	TRC	<0.00200	<0.00200	<0.00200	---	---
Boron	mg/l	---	---	---	---	---	---	---	---	186.667	TRC	---	---	186.667	TRC	---	<0.0400	---	---	---
Cadmium	mg/l	0.05	---	0.00635	DIS	0.00219	DIS	0.00023	DIS	0.7	TRC	0.084	TRC	0.7	TRC	<0.00020	<0.00020	<0.00020	---	---
Calcium	mg/l	---	---	---	---	---	---	---	---	---	---	---	---	---	---	---	7.46	---	---	---
Chromium	mg/l	1	---	---	---	---	---	---	---	---	---	---	---	---	---	<0.00600	---	<0.00600	---	---
Chromium, Hexavalent‡	mg/l	---	---	0.034	DIS	0.016	DIS	0.011	DIS	2.8	TRC	0.15	TRC	2.8	TRC	<0.00600	---	<0.00600	---	---
Chromium, Trivalent‡	mg/l	---	---	0.65219	TRC	0.19438	TRC	0.02529	TRC	1400	TRC	75	TRC	1400	TRC	<0.00600	---	<0.00600	---	---
Cobalt	mg/l	---	---	---	---	---	---	---	---	---	---	---	---	---	---	---	<0.00600	---	---	---

Station Name	DC 10.9 C
Sample ID	RESE-1001208
Sample Date	5/9/2005 8:50:00 AM
Basin	Devils Canyon Watershed
Sub-basin	unknown
QC Type	Original data

Surface Water Hydrochemical Data

MONTGOMERY & ASSOCIATES

Parameters and Constituents		Standards														Results				
Name	Units	AZ Agricultural Livestock Watering		AZ Aquatic and Wildlife - Ephemeral Acute		AZ Aquatic and Wildlife - Warm Water Acute		AZ Aquatic and Wildlife - Warm Water Chronic		AZ Full Body Contact		AZ Fish Consumption		AZ Partial Body Contact		Dissolved Results	Total Results	Total Recoverable Results	Field Results	Use Exceeded
		Standard	Fraction	Standard	Fraction	Standard	Fraction	Standard	Fraction	Standard	Fraction	Standard	Fraction	Standard	Fraction					
Metals																				
Copper	mg/l	0.5	TRC	0.0068	DIS	0.0039	DIS	0.0029	DIS	1.3	TRC	---	---	1.3	TRC	<0.0100	<0.0100	<0.0100	---	AZ Aquatic and Wildlife - Ephemeral Acute* AZ Aquatic and Wildlife - Warm Water Acute* AZ Aquatic and Wildlife - Warm Water Chronic*
Iron	mg/l	---	---	---	---	---	---	1	DIS	---	---	---	---	---	---	---	0.436	---	---	---
Lead	mg/l	0.1	TRC	0.03182	DIS	0.01508	DIS	0.00059	DIS	0.015	TRC	---	---	0.015	TRC	<0.00300	<0.00300	<0.00300	---	AZ Aquatic and Wildlife - Warm Water Chronic*
Magnesium	mg/l	---	---	---	---	---	---	---	---	---	---	---	---	---	---	---	2.01	---	---	---
Manganese	mg/l	---	---	---	---	---	---	---	---	130.66701	---	---	---	130.66701	---	---	---	0.04240	---	---
Mercury	mg/l	0.01	TRC	0.005	DIS	0.0024	DIS	0.00001	DIS	0.28	TRC	---	---	0.28	TRC	<0.00020	<0.00020	---	---	AZ Aquatic and Wildlife - Warm Water Chronic*
Molybdenum	mg/l	---	---	---	---	---	---	---	---	---	---	---	---	---	---	---	<0.00800	---	---	---
Nickel	mg/l	---	---	1.36928	DIS	0.15418	DIS	0.01712	DIS	28	TRC	0.511	TRC	28	TRC	<0.01000	---	<0.01000	---	---
Potassium	mg/l	---	---	---	---	---	---	---	---	---	---	---	---	---	---	---	1.67	---	---	---
Selenium	mg/l	0.05	TRC	0.033	TRC	---	---	0.002	TRC	4.667	TRC	0.667	TRC	4.667	TRC	---	<0.00300	<0.00300	---	AZ Aquatic and Wildlife - Warm Water Chronic*
Silver	mg/l	---	---	0.00034	DIS	0.00034	DIS	---	---	4.667	TRC	8	TRC	4.667	TRC	<0.00010	<0.00010	<0.00010	---	---
Sodium	mg/l	---	---	---	---	---	---	---	---	---	---	---	---	---	---	---	5.97	---	---	---
Thallium	mg/l	---	---	---	---	0.7	DIS	0.15	DIS	0.075	TRC	0.001	TRC	0.075	TRC	<0.00200	<0.00200	---	---	AZ Fish Consumption*
Zinc	mg/l	25	TRC	0.36554	DIS	0.03852	DIS	0.03852	DIS	280	TRC	5.106	TRC	280	TRC	<0.01000	<0.01000	<0.01000	---	---
Other																				
Anions (Laboratory)	meq/l	---	---	---	---	---	---	---	---	---	---	---	---	---	---	---	0.800	---	---	---
Cations (Laboratory)	meq/l	---	---	---	---	---	---	---	---	---	---	---	---	---	---	---	0.890	---	---	---
Ion Balance (Laboratory)	%	---	---	---	---	---	---	---	---	---	---	---	---	---	---	---	5.300	---	---	---
Total Dissolved Solids (Calc by Lab)	mg/l	---	---	---	---	---	---	---	---	---	---	---	---	---	---	---	83.2	---	---	---

The hardness value used for calculation of hardness-dependent standards is the hardness of the sample itself, not the hardness of a receiving water.
* Detection limit exceeds standard
‡ For comparison only - no analysis exists

Station Name	DC 10.9 C
Sample ID	RESE-1001224
Sample Date	8/10/2005 7:30:00 AM
Basin	Devils Canyon Watershed
Sub-basin	unknown
QC Type	Original data

Surface Water Hydrochemical Data

MONTGOMERY & ASSOCIATES

Parameters and Constituents		Standards														Results				
Name	Units	AZ Agricultural Livestock Watering		AZ Aquatic and Wildlife - Ephemeral Acute		AZ Aquatic and Wildlife - Warm Water Acute		AZ Aquatic and Wildlife - Warm Water Chronic		AZ Full Body Contact		AZ Fish Consumption		AZ Partial Body Contact		Dissolved Results	Total Results	Total Recoverable Results	Field Results	Use Exceeded
		Standard	Fraction	Standard	Fraction	Standard	Fraction	Standard	Fraction	Standard	Fraction	Standard	Fraction	Standard	Fraction					
Bacteria																				
E. Coli	MPN/100ml	---	---	---	---	---	---	---	---	235	---	---	---	575	---	---	900.0	---	---	AZ Full Body Contact AZ Partial Body Contact
Total Coliforms	MPN/100ml	---	---	---	---	---	---	---	---	---	---	---	---	---	---	---	1600 ge	---	---	---
Field Parameters																				
Dissolved oxygen	mg/l	---	---	---	---	6	---	6	---	---	---	---	---	---	---	---	---	---	6.20	---
pH (Field)	s.u.	6.5 - 9	---	6.5 - 9	---	6.5 - 9	---	6.5 - 9	---	6.5 - 9	---	---	---	6.5 - 9	---	---	---	---	7.30	---
Specific Conductance (Field)	uS/cm	---	---	---	---	---	---	---	---	---	---	---	---	---	---	---	---	---	105.5	---
Temperature (Field)	Deg C	---	---	---	---	---	---	---	---	---	---	---	---	---	---	---	---	---	22.00	---
Turbidity (Field)	NTUs	---	---	---	---	---	---	---	---	---	---	---	---	---	---	---	---	---	6.73	---
Inorganics																				
Alkalinity (as CaCO3)	mg/l	---	---	---	---	---	---	---	---	---	---	---	---	---	---	---	21.90	---	---	---
Bicarbonate (Calculated by M&A)	mg/l	---	---	---	---	---	---	---	---	---	---	---	---	---	---	---	26.72	---	---	---
Bicarbonate Alkalinity (as CaCO3)	mg/l	---	---	---	---	---	---	---	---	---	---	---	---	---	---	---	21.90	---	---	---
Bromide	mg/l	---	---	---	---	---	---	---	---	---	---	---	---	---	---	---	0.102	---	---	---
Carbonate (Calculated by M&A)	mg/l	---	---	---	---	---	---	---	---	---	---	---	---	---	---	---	--	---	---	---
Carbonate Alkalinity (as CaCO3)	mg/l	---	---	---	---	---	---	---	---	---	---	---	---	---	---	---	<1.00	---	---	---
Chloride	mg/l	---	---	---	---	---	---	---	---	---	---	---	---	---	---	---	9.38	---	---	---
Fluoride	mg/l	---	---	---	---	---	---	---	---	140	---	---	---	140	---	---	<0.100	---	---	---
Hardness (as CaCO3)	mg/l	---	---	---	---	---	---	---	---	---	---	---	---	---	---	---	34.20	---	---	---
Nitrate as N	mg/l	---	---	---	---	---	---	---	---	3733.33	---	---	---	3733.33	---	---	0.67	---	---	---
Nitrate+Nitrite as N	mg/l	---	---	---	---	---	---	---	---	---	---	---	---	---	---	---	0.72	---	---	---
Nitrate+Nitrite as N (calculated by M&A)	mg/l	---	---	---	---	---	---	---	---	3733.33	---	---	---	3733.33	---	---	0.67	---	---	---
Nitrite as N	mg/l	---	---	---	---	---	---	---	---	233.33	---	---	---	233.33	---	---	<0.10	---	---	---
Ortho-Phosphate	mg/l	---	---	---	---	---	---	---	---	---	---	---	---	---	---	---	<0.50	---	---	---
Silica	mg/l	---	---	---	---	---	---	---	---	---	---	---	---	---	---	---	27.7 j	---	---	---
Sulfate	mg/l	---	---	---	---	---	---	---	---	---	---	---	---	---	---	---	10.40	---	---	---
Sulfide	mg/l	---	---	---	---	---	---	---	---	---	---	---	---	---	---	---	<1.00	---	---	---
Lab Parameters																				
Color	Color Units	---	---	---	---	---	---	---	---	---	---	---	---	---	---	---	54	---	---	---
Total Dissolved Solids (Laboratory)	mg/l	---	---	---	---	---	---	---	---	---	---	---	---	---	---	---	93.0	---	---	---
Total Suspended Solids	mg/l	---	---	---	---	---	---	---	---	---	---	---	---	---	---	---	5.00 j	---	---	---
Metals																				
Aluminum	mg/l	---	---	---	---	---	---	---	---	---	---	---	---	---	---	---	0.407	---	---	---
Antimony	mg/l	---	---	---	---	0.088	DIS	0.03	DIS	0.747	TRC	0.64	TRC	0.747	TRC	<0.00300	<0.00300	<0.00300	---	---
Arsenic	mg/l	0.2	TRC	0.44	DIS	0.34	DIS	0.15	DIS	0.03	TRC	0.08	TRC	0.28	TRC	0.00530	0.00760	0.00730	---	---
Barium	mg/l	---	---	---	---	---	---	---	---	98	TRC	---	---	98	TRC	0.0250	---	---	---	---
Beryllium	mg/l	---	---	---	---	---	---	---	---	1.867	TRC	0.084	TRC	1.867	TRC	<0.00200	<0.00200	<0.00200	---	---
Boron	mg/l	---	---	---	---	---	---	---	---	186.667	TRC	---	---	186.667	TRC	---	<0.0400	---	---	---
Cadmium	mg/l	0.05	---	0.00803	DIS	0.00277	DIS	0.00027	DIS	0.7	TRC	0.084	TRC	0.7	TRC	<0.00020	0.00100 j	<0.00020	---	---
Calcium	mg/l	---	---	---	---	---	---	---	---	---	---	---	---	---	---	---	9.44	---	---	---
Chromium	mg/l	1	---	---	---	---	---	---	---	---	---	---	---	---	---	<0.00600	---	<0.00600	---	---
Chromium, Hexavalent‡	mg/l	---	---	0.034	DIS	0.016	DIS	0.011	DIS	2.8	TRC	0.15	TRC	2.8	TRC	<0.00600	---	<0.00600	---	---
Chromium, Trivalent‡	mg/l	---	---	0.79392	TRC	0.23663	TRC	0.03078	TRC	1400	TRC	75	TRC	1400	TRC	<0.00600	---	<0.00600	---	---
Cobalt	mg/l	---	---	---	---	---	---	---	---	---	---	---	---	---	---	---	<0.00600	---	---	---
Copper	mg/l	0.5	TRC	0.0085	DIS	0.0049	DIS	0.0036	DIS	1.3	TRC	---	---	1.3	TRC	<0.0100	<0.0170	<0.0170	---	AZ Aquatic and Wildlife - Ephemeral Acute* AZ Aquatic and Wildlife - Warm Water Acute* AZ Aquatic and Wildlife - Warm Water Chronic*

Station Name	DC 10.9 C
Sample ID	RESE-1001224
Sample Date	8/10/2005 7:30:00 AM
Basin	Devils Canyon Watershed
Sub-basin	unknown
QC Type	Original data

Surface Water Hydrochemical Data

MONTGOMERY & ASSOCIATES

Parameters and Constituents		Standards														Results				
Name	Units	AZ Agricultural Livestock Watering		AZ Aquatic and Wildlife - Ephemeral Acute		AZ Aquatic and Wildlife - Warm Water Acute		AZ Aquatic and Wildlife - Warm Water Chronic		AZ Full Body Contact		AZ Fish Consumption		AZ Partial Body Contact		Dissolved Results	Total Results	Total Recoverable Results	Field Results	Use Exceeded
		Standard	Fraction	Standard	Fraction	Standard	Fraction	Standard	Fraction	Standard	Fraction	Standard	Fraction	Standard	Fraction					
Metals																				
Iron	mg/l	---	---	---	---	---	---	1	DIS	---	---	---	---	---	---	---	1.420	---	---	AZ Aquatic and Wildlife - Warm Water Chronic
Lead	mg/l	0.1	TRC	0.04165	DIS	0.01974	DIS	0.00077	DIS	0.015	TRC	---	---	0.015	TRC	<0.00300	<0.00300	<0.00300	---	AZ Aquatic and Wildlife - Warm Water Chronic*
Magnesium	mg/l	---	---	---	---	---	---	---	---	---	---	---	---	---	---	---	2.58	---	---	---
Manganese	mg/l	---	---	---	---	---	---	---	---	130.66701	---	---	---	130.66701	---	---	---	0.22500	---	---
Mercury	mg/l	0.01	TRC	0.005	DIS	0.0024	DIS	0.00001	DIS	0.28	TRC	---	---	0.28	TRC	<0.00020	<0.00020	---	---	AZ Aquatic and Wildlife - Warm Water Chronic*
Molybdenum	mg/l	---	---	---	---	---	---	---	---	---	---	---	---	---	---	---	<0.00800	---	---	---
Nickel	mg/l	---	---	1.67767	DIS	0.18891	DIS	0.02098	DIS	28	TRC	0.511	TRC	28	TRC	<0.01000	---	<0.01000	---	---
Potassium	mg/l	---	---	---	---	---	---	---	---	---	---	---	---	---	---	---	2.54	---	---	---
Selenium	mg/l	0.05	TRC	0.033	TRC	---	---	0.002	TRC	4.667	TRC	0.667	TRC	4.667	TRC	---	<0.00300	<0.00300	---	AZ Aquatic and Wildlife - Warm Water Chronic*
Silver	mg/l	---	---	0.00051	DIS	0.00051	DIS	---	---	4.667	TRC	8	TRC	4.667	TRC	<0.00010	<0.00010	<0.00010	---	---
Sodium	mg/l	---	---	---	---	---	---	---	---	---	---	---	---	---	---	---	6.63	---	---	---
Thallium	mg/l	---	---	---	---	0.7	DIS	0.15	DIS	0.075	TRC	0.001	TRC	0.075	TRC	<0.00200	<0.00200	---	---	AZ Fish Consumption*
Zinc	mg/l	25	TRC	0.44801	DIS	0.04721	DIS	0.04721	DIS	280	TRC	5.106	TRC	280	TRC	<0.01000	<0.01000	<0.01000	---	---
Other																				
Anions (Laboratory)	meq/l	---	---	---	---	---	---	---	---	---	---	---	---	---	---	---	0.920	---	---	---
Cations (Laboratory)	meq/l	---	---	---	---	---	---	---	---	---	---	---	---	---	---	---	1.140	---	---	---
Ion Balance (Laboratory)	%	---	---	---	---	---	---	---	---	---	---	---	---	---	---	---	10.700	---	---	---
Total Dissolved Solids (Calc by Lab)	mg/l	---	---	---	---	---	---	---	---	---	---	---	---	---	---	---	91.1	---	---	---

The hardness value used for calculation of hardness-dependent standards is the hardness of the sample itself, not the hardness of a receiving water.
* Detection limit exceeds standard
‡ For comparison only - no analysis exists

Station Name	DC 10.9 C
Sample ID	RESE-1002224
Sample Date	4/27/2012 11:30:00 AM
Basin	Devils Canyon Watershed
Sub-basin	unknown
QC Type	Original data

Surface Water Hydrochemical Data

MONTGOMERY & ASSOCIATES

Parameters and Constituents		Standards														Results				
Name	Units	AZ Agricultural Livestock Watering		AZ Aquatic and Wildlife - Ephemeral Acute		AZ Aquatic and Wildlife - Warm Water Acute		AZ Aquatic and Wildlife - Warm Water Chronic		AZ Full Body Contact		AZ Fish Consumption		AZ Partial Body Contact		Dissolved Results	Total Results	Total Recoverable Results	Field Results	Use Exceeded
		Standard	Fraction	Standard	Fraction	Standard	Fraction	Standard	Fraction	Standard	Fraction	Standard	Fraction	Standard	Fraction					
Field Parameters																				
Dissolved oxygen	mg/l	---	---	---	---	6	---	6	---	---	---	---	---	---	---	---	---	---	6.01	---
Flow Rate	gallons/minute	---	---	---	---	---	---	---	---	---	---	---	---	---	---	---	---	---	48.00 j	---
pH (Field)	s.u.	6.5 - 9	---	6.5 - 9	---	6.5 - 9	---	6.5 - 9	---	6.5 - 9	---	---	---	6.5 - 9	---	---	---	---	6.72	---
Specific Conductance (Field)	uS/cm	---	---	---	---	---	---	---	---	---	---	---	---	---	---	---	---	---	73.0	---
Temperature (Field)	Deg C	---	---	---	---	---	---	---	---	---	---	---	---	---	---	---	---	---	18.34	---
Turbidity (Field)	NTUs	---	---	---	---	---	---	---	---	---	---	---	---	---	---	---	---	---	4.94	---
Inorganics																				
Alkalinity (as CaCO3)	mg/l	---	---	---	---	---	---	---	---	---	---	---	---	---	---	---	16.50	---	---	---
Bicarbonate (Calculated by M&A)	mg/l	---	---	---	---	---	---	---	---	---	---	---	---	---	---	---	20.13	---	---	---
Bicarbonate Alkalinity (as CaCO3)	mg/l	---	---	---	---	---	---	---	---	---	---	---	---	---	---	---	16.50	---	---	---
Bromide	mg/l	---	---	---	---	---	---	---	---	---	---	---	---	---	---	---	<0.100	---	---	---
Carbonate (Calculated by M&A)	mg/l	---	---	---	---	---	---	---	---	---	---	---	---	---	---	---	--	---	---	---
Carbonate Alkalinity (as CaCO3)	mg/l	---	---	---	---	---	---	---	---	---	---	---	---	---	---	---	<1.00	---	---	---
Chloride	mg/l	---	---	---	---	---	---	---	---	---	---	---	---	---	---	---	7.62	---	---	---
Fluoride	mg/l	---	---	---	---	---	---	---	---	140	---	---	---	140	---	---	0.110	---	---	---
Hardness (as CaCO3)	mg/l	---	---	---	---	---	---	---	---	---	---	---	---	---	---	---	---	26.50	---	---
Silica	mg/l	---	---	---	---	---	---	---	---	---	---	---	---	---	---	29.6	---	---	---	---
Sulfate	mg/l	---	---	---	---	---	---	---	---	---	---	---	---	---	---	---	10.90	---	---	---
Lab Parameters																				
Total Dissolved Solids (Laboratory)	mg/l	---	---	---	---	---	---	---	---	---	---	---	---	---	---	---	77.0	---	---	---
Total Suspended Solids	mg/l	---	---	---	---	---	---	---	---	---	---	---	---	---	---	---	<5.00	---	---	---
Metals																				
Aluminum	mg/l	---	---	---	---	---	---	---	---	---	---	---	---	---	---	0.0671 j	---	---	---	---
Antimony	mg/l	---	---	---	---	0.088	DIS	0.03	DIS	0.747	TRC	0.64	TRC	0.747	TRC	0.00049 j	---	0.00017 jd	---	---
Arsenic	mg/l	0.2	TRC	0.44	DIS	0.34	DIS	0.15	DIS	0.03	TRC	0.08	TRC	0.28	TRC	<0.00670	---	0.00350 j	---	---
Barium	mg/l	---	---	---	---	---	---	---	---	98	TRC	---	---	98	TRC	---	---	0.0124	---	---
Beryllium	mg/l	---	---	---	---	---	---	---	---	1.867	TRC	0.084	TRC	1.867	TRC	---	---	<0.00031	---	---
Boron	mg/l	---	---	---	---	---	---	---	---	186.667	TRC	---	---	186.667	TRC	---	---	0.0139 j	---	---
Cadmium	mg/l	0.05	---	0.08761	DIS	0.03023	DIS	0.00147	DIS	0.7	TRC	0.084	TRC	0.7	TRC	<0.000014	---	<0.00029	---	---
Calcium	mg/l	---	---	---	---	---	---	---	---	---	---	---	---	---	---	---	---	7.20	---	---
Chromium	mg/l	1	---	---	---	---	---	---	---	---	---	---	---	---	---	---	---	<0.00075	---	---
Chromium, Hexavalent‡	mg/l	---	---	0.034	DIS	0.016	DIS	0.011	DIS	2.8	TRC	0.15	TRC	2.8	TRC	---	---	<0.00075	---	---
Chromium, Trivalent‡	mg/l	---	---	5.9497	TRC	1.7733	TRC	0.23067	TRC	1400	TRC	75	TRC	1400	TRC	---	---	<0.00075	---	---
Cobalt	mg/l	---	---	---	---	---	---	---	---	---	---	---	---	---	---	<0.00140	---	---	---	---
Copper	mg/l	0.5	TRC	0.0859	DIS	0.0496	DIS	0.0293	DIS	1.3	TRC	---	---	1.3	TRC	0.0039	---	0.0050	---	---
Iron	mg/l	---	---	---	---	---	---	1	DIS	---	---	---	---	---	---	0.338	---	---	---	---
Lead	mg/l	0.1	TRC	0.59271	DIS	0.28085	DIS	0.01094	DIS	0.015	TRC	---	---	0.015	TRC	0.000091 j	---	0.00016 jd	---	---
Magnesium	mg/l	---	---	---	---	---	---	---	---	---	---	---	---	---	---	---	---	2.06	---	---
Manganese	mg/l	---	---	---	---	---	---	---	---	130.66701	---	---	---	130.66701	---	0.05640	---	0.06040	---	---
Mercury	mg/l	0.01	TRC	0.005	DIS	0.0024	DIS	0.00001	DIS	0.28	TRC	---	---	0.28	TRC	---	<0.000054	---	---	AZ Aquatic and Wildlife - Warm Water Chronic*
Molybdenum	mg/l	---	---	---	---	---	---	---	---	---	---	---	---	---	---	0.00290 j	---	---	---	---
Nickel	mg/l	---	---	13.43579	DIS	1.51289	DIS	0.16804	DIS	28	TRC	0.511	TRC	28	TRC	0.00120	---	0.00220 j	---	---
Potassium	mg/l	---	---	---	---	---	---	---	---	---	---	---	---	---	---	---	---	1.68	---	---
Selenium	mg/l	0.05	TRC	0.033	TRC	---	---	0.002	TRC	4.667	TRC	0.667	TRC	4.667	TRC	---	---	<0.00028	---	---
Silver	mg/l	---	---	0.03491	DIS	0.03491	DIS	---	---	4.667	TRC	8	TRC	4.667	TRC	<0.000014	---	<0.00070	---	---

Station Name	DC 10.9 C
Sample ID	RESE-1002224
Sample Date	4/27/2012 11:30:00 AM
Basin	Devils Canyon Watershed
Sub-basin	unknown
QC Type	Original data

Surface Water Hydrochemical Data

MONTGOMERY & ASSOCIATES

Parameters and Constituents		Standards														Results				
Name	Units	AZ Agricultural Livestock Watering		AZ Aquatic and Wildlife - Ephemeral Acute		AZ Aquatic and Wildlife - Warm Water Acute		AZ Aquatic and Wildlife - Warm Water Chronic		AZ Full Body Contact		AZ Fish Consumption		AZ Partial Body Contact		Dissolved Results	Total Results	Total Recoverable Results	Field Results	Use Exceeded
		Standard	Fraction	Standard	Fraction	Standard	Fraction	Standard	Fraction	Standard	Fraction	Standard	Fraction	Standard	Fraction					
Metals																				
Sodium	mg/l	---	---	---	---	---	---	---	---	---	---	---	---	---	---	---	---	6.35	---	---
Strontium (by isotope dilution)	ppm	---	---	---	---	---	---	---	---	---	---	---	---	---	---	---	0.0455	---	---	---
Thallium	mg/l	---	---	---	---	0.7	DIS	0.15	DIS	0.075	TRC	0.001	TRC	0.075	TRC	<0.000008	---	<0.000009	---	---
Zinc	mg/l	25	TRC	3.5994	DIS	0.3793	DIS	0.3793	DIS	280	TRC	5.106	TRC	280	TRC	<0.00260	---	<0.00130	---	---
Radiogenic Isotopes																				
Carbon 14	pmC	---	---	---	---	---	---	---	---	---	---	---	---	---	---	---	102.39	---	---	---
Strontium 87/86	none	---	---	---	---	---	---	---	---	---	---	---	---	---	---	---	0.710193	---	---	---
Tritium	TU	---	---	---	---	---	---	---	---	---	---	---	---	---	---	---	4.54	---	---	---
Stable Isotopes																				
Delta Carbon-13 of DIC	per mil	---	---	---	---	---	---	---	---	---	---	---	---	---	---	---	-17.7	---	---	---
Delta Deuterium	per mil	---	---	---	---	---	---	---	---	---	---	---	---	---	---	---	-57.8	---	---	---
Delta Oxygen-18	per mil	---	---	---	---	---	---	---	---	---	---	---	---	---	---	---	-8.06	---	---	---
Delta Oxygen-18 of Sulfate	per mil	---	---	---	---	---	---	---	---	---	---	---	---	---	---	---	7.0	---	---	---
Delta Sulfur-34	per mil	---	---	---	---	---	---	---	---	---	---	---	---	---	---	---	12.6	---	---	---

The hardness value used for calculation of hardness-dependent standards is the hardness of the sample itself, not the hardness of a receiving water.
* Detection limit exceeds standard
‡ For comparison only - no analysis exists

Explanation of Codes

Absent = Analyte not present
ge = Greater than or equal to reported value
i = Insufficient sample
j = Estimated value
j+ = Estimated value, high bias
j- = Estimated value, low bias
Lost = Sample lost in processing
n = Not measured
na = Not available
Present = Analyte was detected

ND = Not Detected
Not Applicable = Analyte not applicable
q = Uncertain value
r = Unusable data
< = Less than reported detection limit
> = Greater than reported value
d = Diluted. Diluted samples are indicated only when value is estimated.
LD = Laboratory duplicate
SP = Split sample
SPD = Split-Duplicate

Station Name	DC 8.8 C
Sample ID	RESE-1001005
Sample Date	5/20/2003 12:00:00 PM
Basin	Devils Canyon Watershed
Sub-basin	unknown
QC Type	Original data

Surface Water Hydrochemical Data

MONTGOMERY & ASSOCIATES

Parameters and Constituents		Standards														Results				
Name	Units	AZ Agricultural Livestock Watering		AZ Aquatic and Wildlife - Ephemeral Acute		AZ Aquatic and Wildlife - Warm Water Acute		AZ Aquatic and Wildlife - Warm Water Chronic		AZ Full Body Contact		AZ Fish Consumption		AZ Partial Body Contact		Dissolved Results	Total Results	Total Recoverable Results	Field Results	Use Exceeded
		Standard	Fraction	Standard	Fraction	Standard	Fraction	Standard	Fraction	Standard	Fraction	Standard	Fraction	Standard	Fraction					
Bacteria																				
E. Coli	none	---	---	---	---	---	---	---	---	235	---	---	---	575	---	---	Present	---	---	---
Total Coliforms	none	---	---	---	---	---	---	---	---	---	---	---	---	---	---	---	Present	---	---	---
Field Parameters																				
Dissolved oxygen	mg/l	---	---	---	---	6	---	6	---	---	---	---	---	---	---	---	---	---	7.71	---
Flow Rate	gallons/minute	---	---	---	---	---	---	---	---	---	---	---	---	---	---	---	---	---	13.00	---
pH (Field)	s.u.	6.5 - 9	---	6.5 - 9	---	6.5 - 9	---	6.5 - 9	---	6.5 - 9	---	---	---	6.5 - 9	---	---	---	---	7.90	---
Specific Conductance (Field)	uS/cm	---	---	---	---	---	---	---	---	---	---	---	---	---	---	---	---	---	218.0	---
Temperature (Field)	Deg C	---	---	---	---	---	---	---	---	---	---	---	---	---	---	---	---	---	17.20	---
Turbidity (Field)	NTUs	---	---	---	---	---	---	---	---	---	---	---	---	---	---	---	---	---	0.15	---
Inorganics																				
Alkalinity (as CaCO3)	mg/l	---	---	---	---	---	---	---	---	---	---	---	---	---	---	---	96.1	---	---	---
Bicarbonate (Calculated by M&A)	mg/l	---	---	---	---	---	---	---	---	---	---	---	---	---	---	---	117.2	---	---	---
Bicarbonate Alkalinity (as CaCO3)	mg/l	---	---	---	---	---	---	---	---	---	---	---	---	---	---	---	96.1	---	---	---
Bromide	mg/l	---	---	---	---	---	---	---	---	---	---	---	---	---	---	0.120	---	---	---	---
Carbonate (Calculated by M&A)	mg/l	---	---	---	---	---	---	---	---	---	---	---	---	---	---	---	--	---	---	---
Carbonate Alkalinity (as CaCO3)	mg/l	---	---	---	---	---	---	---	---	---	---	---	---	---	---	---	<1.00	---	---	---
Chloride	mg/l	---	---	---	---	---	---	---	---	---	---	---	---	---	---	---	6.02	---	---	---
Cyanide, Free	mg/l	0.2	TRC	0.08	TRC	0.04	TRC	0.01	TRC	18.67	TRC	16	TRC	18.67	TRC	---	<0.10	---	---	AZ Aquatic and Wildlife - Ephemeral Acute* AZ Aquatic and Wildlife - Warm Water Acute* AZ Aquatic and Wildlife - Warm Water Chronic*
Fluoride	mg/l	---	---	---	---	---	---	---	---	140	---	---	---	140	---	0.230	---	---	---	---
Hardness (as CaCO3)	mg/l	---	---	---	---	---	---	---	---	---	---	---	---	---	---	---	74.7	---	---	---
Nitrate as N	mg/l	---	---	---	---	---	---	---	---	3733.33	---	---	---	3733.33	---	---	<0.10	---	---	---
Nitrate+Nitrite as N	mg/l	---	---	---	---	---	---	---	---	---	---	---	---	---	---	---	<0.10	---	---	---
Nitrate+Nitrite as N (calculated by M&A)	mg/l	---	---	---	---	---	---	---	---	3733.33	---	---	---	3733.33	---	---	--	---	---	---
Nitrite as N	mg/l	---	---	---	---	---	---	---	---	233.33	---	---	---	233.33	---	---	<0.10	---	---	---
Ortho-Phosphate	mg/l	---	---	---	---	---	---	---	---	---	---	---	---	---	---	---	<0.50	---	---	---
Silica	mg/l	---	---	---	---	---	---	---	---	---	---	---	---	---	---	---	56.0	---	---	---
Sulfate	mg/l	---	---	---	---	---	---	---	---	---	---	---	---	---	---	---	12.80	---	---	---
Sulfide	mg/l	---	---	---	---	---	---	---	---	---	---	---	---	---	---	---	<1.00	---	---	---
Lab Parameters																				
Color	Color Units	---	---	---	---	---	---	---	---	---	---	---	---	---	---	---	10.0	---	---	---
Total Dissolved Solids (Laboratory)	mg/l	---	---	---	---	---	---	---	---	---	---	---	---	---	---	---	241.0	---	---	---
Total Suspended Solids	mg/l	---	---	---	---	---	---	---	---	---	---	---	---	---	---	---	<5.00	---	---	---
Metals																				
Aluminum	mg/l	---	---	---	---	---	---	---	---	---	---	---	---	---	---	---	<0.020	---	---	---
Antimony	mg/l	---	---	---	---	0.088	DIS	0.03	DIS	0.747	TRC	0.64	TRC	0.747	TRC	<0.00600	<0.00600	<0.00600	---	---
Arsenic	mg/l	0.2	TRC	0.44	DIS	0.34	DIS	0.15	DIS	0.03	TRC	0.08	TRC	0.28	TRC	<0.00300	<0.00300	<0.00300	---	---
Barium	mg/l	---	---	---	---	---	---	---	---	98	TRC	---	---	98	TRC	0.0200	---	---	---	---
Beryllium	mg/l	---	---	---	---	---	---	---	---	1.867	TRC	0.084	TRC	1.867	TRC	<0.00200	<0.00200	<0.00200	---	---
Boron	mg/l	---	---	---	---	---	---	---	---	186.667	TRC	---	---	186.667	TRC	<0.0400	---	---	---	---
Cadmium	mg/l	0.05	---	0.01717	DIS	0.00593	DIS	0.00046	DIS	0.7	TRC	0.084	TRC	0.7	TRC	<0.00010	<0.00010	<0.00010	---	---
Calcium	mg/l	---	---	---	---	---	---	---	---	---	---	---	---	---	---	---	22.50	---	---	---
Chromium	mg/l	1	---	---	---	---	---	---	---	---	---	---	---	---	---	---	---	<0.00600	---	---
Chromium, Hexavalent‡	mg/l	---	---	0.034	DIS	0.016	DIS	0.011	DIS	2.8	TRC	0.15	TRC	2.8	TRC	---	---	<0.00600	---	---
Chromium, Trivalent‡	mg/l	---	---	1.50542	TRC	0.44869	TRC	0.05837	TRC	1400	TRC	75	TRC	1400	TRC	---	---	<0.00600	---	---

Station Name	DC 8.8 C
Sample ID	RESE-1001005
Sample Date	5/20/2003 12:00:00 PM
Basin	Devils Canyon Watershed
Sub-basin	unknown
QC Type	Original data

Surface Water Hydrochemical Data

MONTGOMERY & ASSOCIATES

Parameters and Constituents		Standards														Results				
Name	Units	AZ Agricultural Livestock Watering		AZ Aquatic and Wildlife - Ephemeral Acute		AZ Aquatic and Wildlife - Warm Water Acute		AZ Aquatic and Wildlife - Warm Water Chronic		AZ Full Body Contact		AZ Fish Consumption		AZ Partial Body Contact		Dissolved Results	Total Results	Total Recoverable Results	Field Results	Use Exceeded
		Standard	Fraction	Standard	Fraction	Standard	Fraction	Standard	Fraction	Standard	Fraction	Standard	Fraction	Standard	Fraction					
Metals																				
Cobalt	mg/l	---	---	---	---	---	---	---	---	---	---	---	---	---	---	---	<0.00600	---	---	---
Copper	mg/l	0.5	TRC	0.0177	DIS	0.0102	DIS	0.007	DIS	1.3	TRC	---	---	1.3	TRC	<0.0030	<0.0030	<0.0030	---	---
Iron	mg/l	---	---	---	---	---	---	1	DIS	---	---	---	---	---	---	---	0.072	---	---	---
Lead	mg/l	0.1	TRC	0.09907	DIS	0.04694	DIS	0.00183	DIS	0.015	TRC	---	---	0.015	TRC	<0.00300	<0.00500	<0.00300	---	AZ Aquatic and Wildlife - Warm Water Chronic*
Magnesium	mg/l	---	---	---	---	---	---	---	---	---	---	---	---	---	---	---	4.50	---	---	---
Manganese	mg/l	---	---	---	---	---	---	---	---	130.66701	---	---	---	130.66701	---	---	---	0.01060	---	---
Mercury	mg/l	0.01	TRC	0.005	DIS	0.0024	DIS	0.00001	DIS	0.28	TRC	---	---	0.28	TRC	<0.00020	<0.00020	---	---	AZ Aquatic and Wildlife - Warm Water Chronic*
Molybdenum	mg/l	---	---	---	---	---	---	---	---	---	---	---	---	---	---	---	<0.00800	---	---	---
Nickel	mg/l	---	---	3.249	DIS	0.3658	DIS	0.0406	DIS	28	TRC	0.511	TRC	28	TRC	<0.0100	---	<0.0100	---	---
Potassium	mg/l	---	---	---	---	---	---	---	---	---	---	---	---	---	---	---	1.20	---	---	---
Selenium	mg/l	0.05	TRC	0.033	TRC	---	---	0.002	TRC	4.667	TRC	0.667	TRC	4.667	TRC	---	<0.00300	<0.00300	---	AZ Aquatic and Wildlife - Warm Water Chronic*
Silver	mg/l	---	---	0.00195	DIS	0.00195	DIS	---	---	4.667	TRC	8	TRC	4.667	TRC	<0.00010	<0.00010	<0.00010	---	---
Sodium	mg/l	---	---	---	---	---	---	---	---	---	---	---	---	---	---	---	19.00	---	---	---
Thallium	mg/l	---	---	---	---	0.7	DIS	0.15	DIS	0.075	TRC	0.001	TRC	0.075	TRC	<0.00200	---	<0.00200	---	AZ Fish Consumption*
Uranium	mg/l	---	---	---	---	---	---	---	---	2.8	---	---	---	2.8	---	---	0.00014 j	---	---	---
Zinc	mg/l	25	TRC	0.8685	DIS	0.09152	DIS	0.09152	DIS	280	TRC	5.106	TRC	280	TRC	<0.00500	<0.00500	<0.00500	---	---
Other																				
Anions (Laboratory)	meq/l	---	---	---	---	---	---	---	---	---	---	---	---	---	---	---	2.360	---	---	---
Cations (Laboratory)	meq/l	---	---	---	---	---	---	---	---	---	---	---	---	---	---	---	2.350	---	---	---
Radiologicals																				
Gross Alpha	pCi/l	---	---	---	---	---	---	---	---	---	---	---	---	---	---	---	<2.10	---	---	---
Gross Beta	pCi/l	---	---	---	---	---	---	---	---	---	---	---	---	---	---	---	<3.40	---	---	---
Radionuclides																				
Radium 226	pCi/l	---	---	---	---	---	---	---	---	---	---	---	---	---	---	---	<1.10	---	---	---
Radium 226 + Radium 228	pCi/l	---	---	---	---	---	---	---	---	---	---	---	---	---	---	---	--	---	---	---
Radium 228	pCi/l	---	---	---	---	---	---	---	---	---	---	---	---	---	---	---	<1.50	---	---	---

The hardness value used for calculation of hardness-dependent standards is the hardness of the sample itself, not the hardness of a receiving water.

* Detection limit exceeds standard

‡ For comparison only - no analysis exists

Station Name	DC 8.8 C
Sample ID	RESE-1001018
Sample Date	8/21/2003 10:40:00 AM
Basin	Devils Canyon Watershed
Sub-basin	unknown
QC Type	Original data

Surface Water Hydrochemical Data

MONTGOMERY & ASSOCIATES

Parameters and Constituents		Standards														Results				
Name	Units	AZ Agricultural Livestock Watering		AZ Aquatic and Wildlife - Ephemeral Acute		AZ Aquatic and Wildlife - Warm Water Acute		AZ Aquatic and Wildlife - Warm Water Chronic		AZ Full Body Contact		AZ Fish Consumption		AZ Partial Body Contact		Dissolved Results	Total Results	Total Recoverable Results	Field Results	Use Exceeded
		Standard	Fraction	Standard	Fraction	Standard	Fraction	Standard	Fraction	Standard	Fraction	Standard	Fraction	Standard	Fraction					
Bacteria																				
E. Coli	none	---	---	---	---	---	---	---	---	235	---	---	---	575	---	---	Present	---	---	---
Total Coliforms	none	---	---	---	---	---	---	---	---	---	---	---	---	---	---	---	Present	---	---	---
Field Parameters																				
Depth of Water	in	---	---	---	---	---	---	---	---	---	---	---	---	---	---	---	---	---	2.11	---
Dissolved oxygen	mg/l	---	---	---	---	6	---	6	---	---	---	---	---	---	---	---	---	---	5.05	AZ Aquatic and Wildlife - Warm Water Acute† AZ Aquatic and Wildlife - Warm Water Chronic†
Flow Rate	gallons/minute	---	---	---	---	---	---	---	---	---	---	---	---	---	---	---	---	---	3.00	---
pH (Field)	s.u.	6.5 - 9	---	6.5 - 9	---	6.5 - 9	---	6.5 - 9	---	6.5 - 9	---	---	---	6.5 - 9	---	---	---	---	7.60	---
Specific Conductance (Field)	uS/cm	---	---	---	---	---	---	---	---	---	---	---	---	---	---	---	---	---	302.0	---
Temperature (Field)	Deg C	---	---	---	---	---	---	---	---	---	---	---	---	---	---	---	---	---	22.40	---
Turbidity (Field)	NTUs	---	---	---	---	---	---	---	---	---	---	---	---	---	---	---	---	---	0.60	---
Inorganics																				
Alkalinity (as CaCO3)	mg/l	---	---	---	---	---	---	---	---	---	---	---	---	---	---	---	163.0	---	---	---
Bicarbonate (Calculated by M&A)	mg/l	---	---	---	---	---	---	---	---	---	---	---	---	---	---	---	198.9	---	---	---
Bicarbonate Alkalinity (as CaCO3)	mg/l	---	---	---	---	---	---	---	---	---	---	---	---	---	---	---	163.0	---	---	---
Bromide	mg/l	---	---	---	---	---	---	---	---	---	---	---	---	---	---	<0.100	---	---	---	---
Carbonate (Calculated by M&A)	mg/l	---	---	---	---	---	---	---	---	---	---	---	---	---	---	---	--	---	---	---
Carbonate Alkalinity (as CaCO3)	mg/l	---	---	---	---	---	---	---	---	---	---	---	---	---	---	---	<1.00	---	---	---
Chloride	mg/l	---	---	---	---	---	---	---	---	---	---	---	---	---	---	---	5.95	---	---	---
Cyanide, Total	mg/l	---	---	---	---	---	---	---	---	---	---	---	---	---	---	---	<0.010	---	---	---
Fluoride	mg/l	---	---	---	---	---	---	---	---	140	---	---	---	140	---	0.420	---	---	---	---
Hardness (as CaCO3)	mg/l	---	---	---	---	---	---	---	---	---	---	---	---	---	---	---	104.0	---	---	---
Nitrate as N	mg/l	---	---	---	---	---	---	---	---	3733.33	---	---	---	3733.33	---	---	<0.10	---	---	---
Nitrate+Nitrite as N	mg/l	---	---	---	---	---	---	---	---	---	---	---	---	---	---	---	<0.10	---	---	---
Nitrate+Nitrite as N (calculated by M&A)	mg/l	---	---	---	---	---	---	---	---	3733.33	---	---	---	3733.33	---	---	--	---	---	---
Nitrite as N	mg/l	---	---	---	---	---	---	---	---	233.33	---	---	---	233.33	---	---	<0.10	---	---	---
Ortho-Phosphate	mg/l	---	---	---	---	---	---	---	---	---	---	---	---	---	---	---	<0.50	---	---	---
Silica	mg/l	---	---	---	---	---	---	---	---	---	---	---	---	---	---	---	82.3	---	---	---
Sulfate	mg/l	---	---	---	---	---	---	---	---	---	---	---	---	---	---	---	4.71	---	---	---
Sulfide	mg/l	---	---	---	---	---	---	---	---	---	---	---	---	---	---	---	<1.00	---	---	---
Lab Parameters																				
Color	Color Units	---	---	---	---	---	---	---	---	---	---	---	---	---	---	---	10.0	---	---	---
Total Dissolved Solids (Laboratory)	mg/l	---	---	---	---	---	---	---	---	---	---	---	---	---	---	---	241.0	---	---	---
Total Suspended Solids	mg/l	---	---	---	---	---	---	---	---	---	---	---	---	---	---	---	<5.00	---	---	---
Metals																				
Aluminum	mg/l	---	---	---	---	---	---	---	---	---	---	---	---	---	---	---	<0.020	---	---	---
Antimony	mg/l	---	---	---	---	0.088	DIS	0.03	DIS	0.747	TRC	0.64	TRC	0.747	TRC	<0.00600	<0.00600	<0.00600	---	---
Arsenic	mg/l	0.2	TRC	0.44	DIS	0.34	DIS	0.15	DIS	0.03	TRC	0.08	TRC	0.28	TRC	0.00500	0.00500	0.00500	---	---
Barium	mg/l	---	---	---	---	---	---	---	---	98	TRC	---	---	98	TRC	0.0247	---	---	---	---
Beryllium	mg/l	---	---	---	---	---	---	---	---	1.867	TRC	0.084	TRC	1.867	TRC	<0.00200	<0.00200	<0.00200	---	---
Boron	mg/l	---	---	---	---	---	---	---	---	186.667	TRC	---	---	186.667	TRC	---	<0.0400	---	---	---
Cadmium	mg/l	0.05	---	0.02369	DIS	0.00818	DIS	0.00058	DIS	0.7	TRC	0.084	TRC	0.7	TRC	<0.00010	<0.00010	<0.00010	---	---
Calcium	mg/l	---	---	---	---	---	---	---	---	---	---	---	---	---	---	---	31.30	---	---	---
Chromium	mg/l	1	---	---	---	---	---	---	---	---	---	---	---	---	---	<0.00600	---	<0.00600	---	---
Chromium, Hexavalent‡	mg/l	---	---	0.034	DIS	0.016	DIS	0.011	DIS	2.8	TRC	0.15	TRC	2.8	TRC	<0.00600	---	<0.00600	---	---
Chromium, Trivalent‡	mg/l	---	---	1.97405	TRC	0.58836	TRC	0.07653	TRC	1400	TRC	75	TRC	1400	TRC	<0.00600	---	<0.00600	---	---

Station Name	DC 8.8 C
Sample ID	RESE-1001018
Sample Date	8/21/2003 10:40:00 AM
Basin	Devils Canyon Watershed
Sub-basin	unknown
QC Type	Original data

Surface Water Hydrochemical Data

MONTGOMERY & ASSOCIATES

Parameters and Constituents		Standards														Results				
Name	Units	AZ Agricultural Livestock Watering		AZ Aquatic and Wildlife - Ephemeral Acute		AZ Aquatic and Wildlife - Warm Water Acute		AZ Aquatic and Wildlife - Warm Water Chronic		AZ Full Body Contact		AZ Fish Consumption		AZ Partial Body Contact		Dissolved Results	Total Results	Total Recoverable Results	Field Results	Use Exceeded
		Standard	Fraction	Standard	Fraction	Standard	Fraction	Standard	Fraction	Standard	Fraction	Standard	Fraction	Standard	Fraction					
Metals																				
Cobalt	mg/l	---	---	---	---	---	---	---	---	---	---	---	---	---	---	---	<0.00600	---	---	---
Copper	mg/l	0.5	TRC	0.0241	DIS	0.0139	DIS	0.0093	DIS	1.3	TRC	---	---	1.3	TRC	<0.0030	<0.0030	<0.0030	---	---
Iron	mg/l	---	---	---	---	---	---	1	DIS	---	---	---	---	---	---	---	0.115	---	---	---
Lead	mg/l	0.1	TRC	0.14224	DIS	0.0674	DIS	0.00263	DIS	0.015	TRC	---	---	0.015	TRC	<0.00300	<0.00500	<0.00300	---	AZ Aquatic and Wildlife - Warm Water Chronic*
Magnesium	mg/l	---	---	---	---	---	---	---	---	---	---	---	---	---	---	---	6.28	---	---	---
Manganese	mg/l	---	---	---	---	---	---	---	---	130.66701	---	---	---	130.66701	---	---	---	0.05440	---	---
Mercury	mg/l	0.01	TRC	0.005	DIS	0.0024	DIS	0.00001	DIS	0.28	TRC	---	---	0.28	TRC	<0.00020	<0.00020	---	---	AZ Aquatic and Wildlife - Warm Water Chronic*
Molybdenum	mg/l	---	---	---	---	---	---	---	---	---	---	---	---	---	---	---	<0.00800	---	---	---
Nickel	mg/l	---	---	4.2986	DIS	0.484	DIS	0.0538	DIS	28	TRC	0.511	TRC	28	TRC	<0.0100	---	<0.0100	---	---
Potassium	mg/l	---	---	---	---	---	---	---	---	---	---	---	---	---	---	---	<1.00	---	---	---
Selenium	mg/l	0.05	TRC	0.033	TRC	---	---	0.002	TRC	4.667	TRC	0.667	TRC	4.667	TRC	---	<0.00600	<0.00300	---	AZ Aquatic and Wildlife - Warm Water Chronic*
Silver	mg/l	---	---	0.00344	DIS	0.00344	DIS	---	---	4.667	TRC	8	TRC	4.667	TRC	<0.00010	<0.00010	<0.00010	---	---
Sodium	mg/l	---	---	---	---	---	---	---	---	---	---	---	---	---	---	---	27.50	---	---	---
Thallium	mg/l	---	---	---	---	0.7	DIS	0.15	DIS	0.075	TRC	0.001	TRC	0.075	TRC	<0.00200	<0.00200	---	---	AZ Fish Consumption*
Zinc	mg/l	25	TRC	1.14957	DIS	0.12114	DIS	0.12114	DIS	280	TRC	5.106	TRC	280	TRC	<0.00500	<0.00500	<0.00500	---	---

The hardness value used for calculation of hardness-dependent standards is the hardness of the sample itself, not the hardness of a receiving water.
* Detection limit exceeds standard
† Exceedance is considered less than regulatory limit
‡ For comparison only - no analysis exists

Station Name	DC 8.8 C
Sample ID	RESE-1001042
Sample Date	11/12/2003 10:00:00 AM
Basin	Devils Canyon Watershed
Sub-basin	unknown
QC Type	Original data

Surface Water Hydrochemical Data

MONTGOMERY & ASSOCIATES

Parameters and Constituents		Standards														Results				
Name	Units	AZ Agricultural Livestock Watering		AZ Aquatic and Wildlife - Ephemeral Acute		AZ Aquatic and Wildlife - Warm Water Acute		AZ Aquatic and Wildlife - Warm Water Chronic		AZ Full Body Contact		AZ Fish Consumption		AZ Partial Body Contact		Dissolved Results	Total Results	Total Recoverable Results	Field Results	Use Exceeded
		Standard	Fraction	Standard	Fraction	Standard	Fraction	Standard	Fraction	Standard	Fraction	Standard	Fraction	Standard	Fraction					
Bacteria																				
E. Coli	MPN/100ml	---	---	---	---	---	---	---	---	235	---	---	---	575	---	---	900.0	---	---	AZ Full Body Contact AZ Partial Body Contact
Total Coliforms	MPN/100ml	---	---	---	---	---	---	---	---	---	---	---	---	---	---	---	900	---	---	---
Field Parameters																				
Depth of Water	in	---	---	---	---	---	---	---	---	---	---	---	---	---	---	---	---	---	4.68	---
Dissolved oxygen	mg/l	---	---	---	---	6	---	6	---	---	---	---	---	---	---	---	---	---	6.42	---
Flow Rate	gallons/minute	---	---	---	---	---	---	---	---	---	---	---	---	---	---	---	---	---	24.50	---
pH (Field)	s.u.	6.5 - 9	---	6.5 - 9	---	6.5 - 9	---	6.5 - 9	---	6.5 - 9	---	---	---	6.5 - 9	---	---	---	---	6.80	---
Specific Conductance (Field)	uS/cm	---	---	---	---	---	---	---	---	---	---	---	---	---	---	---	---	---	232.5	---
Temperature (Field)	Deg C	---	---	---	---	---	---	---	---	---	---	---	---	---	---	---	---	---	14.50	---
Turbidity (Field)	NTUs	---	---	---	---	---	---	---	---	---	---	---	---	---	---	---	---	---	1.78	---
Inorganics																				
Alkalinity (as CaCO3)	mg/l	---	---	---	---	---	---	---	---	---	---	---	---	---	---	---	127.0	---	---	---
Bicarbonate (Calculated by M&A)	mg/l	---	---	---	---	---	---	---	---	---	---	---	---	---	---	---	154.9	---	---	---
Bicarbonate Alkalinity (as CaCO3)	mg/l	---	---	---	---	---	---	---	---	---	---	---	---	---	---	---	127.0	---	---	---
Bromide	mg/l	---	---	---	---	---	---	---	---	---	---	---	---	---	---	---	<0.100	---	---	---
Carbonate (Calculated by M&A)	mg/l	---	---	---	---	---	---	---	---	---	---	---	---	---	---	---	--	---	---	---
Carbonate Alkalinity (as CaCO3)	mg/l	---	---	---	---	---	---	---	---	---	---	---	---	---	---	---	<1.00	---	---	---
Chloride	mg/l	---	---	---	---	---	---	---	---	---	---	---	---	---	---	---	7.02	---	---	---
Fluoride	mg/l	---	---	---	---	---	---	---	---	140	---	---	---	140	---	---	0.350	---	---	---
Hardness (as CaCO3)	mg/l	---	---	---	---	---	---	---	---	---	---	---	---	---	---	---	96.5	---	---	---
Nitrate as N	mg/l	---	---	---	---	---	---	---	---	3733.33	---	---	---	3733.33	---	---	<0.10	---	---	---
Nitrate+Nitrite as N	mg/l	---	---	---	---	---	---	---	---	---	---	---	---	---	---	---	<0.10	---	---	---
Nitrate+Nitrite as N (calculated by M&A)	mg/l	---	---	---	---	---	---	---	---	3733.33	---	---	---	3733.33	---	---	--	---	---	---
Nitrite as N	mg/l	---	---	---	---	---	---	---	---	233.33	---	---	---	233.33	---	---	<0.10	---	---	---
Ortho-Phosphate	mg/l	---	---	---	---	---	---	---	---	---	---	---	---	---	---	---	<0.50	---	---	---
Silica	mg/l	---	---	---	---	---	---	---	---	---	---	---	---	---	---	---	66.9	---	---	---
Sulfate	mg/l	---	---	---	---	---	---	---	---	---	---	---	---	---	---	---	15.70	---	---	---
Sulfide	mg/l	---	---	---	---	---	---	---	---	---	---	---	---	---	---	---	<1.00	---	---	---
Lab Parameters																				
Color	Color Units	---	---	---	---	---	---	---	---	---	---	---	---	---	---	---	19.0	---	---	---
Total Dissolved Solids (Laboratory)	mg/l	---	---	---	---	---	---	---	---	---	---	---	---	---	---	---	198.0	---	---	---
Total Suspended Solids	mg/l	---	---	---	---	---	---	---	---	---	---	---	---	---	---	---	<5.00	---	---	---
Metals																				
Aluminum	mg/l	---	---	---	---	---	---	---	---	---	---	---	---	---	---	---	<0.020	---	---	---
Antimony	mg/l	---	---	---	---	0.088	DIS	0.03	DIS	0.747	TRC	0.64	TRC	0.747	TRC	<0.00300	<0.00300	<0.00300	---	---
Arsenic	mg/l	0.2	TRC	0.44	DIS	0.34	DIS	0.15	DIS	0.03	TRC	0.08	TRC	0.28	TRC	0.00300	<0.00300	<0.00300	---	---
Barium	mg/l	---	---	---	---	---	---	---	---	98	TRC	---	---	98	TRC	0.0247	---	---	---	---
Beryllium	mg/l	---	---	---	---	---	---	---	---	1.867	TRC	0.084	TRC	1.867	TRC	<0.00200	<0.00200	<0.00200	---	---
Boron	mg/l	---	---	---	---	---	---	---	---	186.667	TRC	---	---	186.667	TRC	---	<0.0400	---	---	---
Cadmium	mg/l	0.05	---	0.02203	DIS	0.0076	DIS	0.00055	DIS	0.7	TRC	0.084	TRC	0.7	TRC	<0.00010	<0.00010	<0.00010	---	---
Calcium	mg/l	---	---	---	---	---	---	---	---	---	---	---	---	---	---	---	28.40	---	---	---
Chromium	mg/l	1	---	---	---	---	---	---	---	---	---	---	---	---	---	<0.00600	---	<0.00600	---	---
Chromium, Hexavalent‡	mg/l	---	---	0.034	DIS	0.016	DIS	0.011	DIS	2.8	TRC	0.15	TRC	2.8	TRC	<0.00600	---	<0.00600	---	---
Chromium, Trivalent‡	mg/l	---	---	1.85668	TRC	0.55338	TRC	0.07198	TRC	1400	TRC	75	TRC	1400	TRC	<0.00600	---	<0.00600	---	---
Cobalt	mg/l	---	---	---	---	---	---	---	---	---	---	---	---	---	---	---	<0.00600	---	---	---
Copper	mg/l	0.5	TRC	0.0225	DIS	0.013	DIS	0.0087	DIS	1.3	TRC	---	---	1.3	TRC	<0.0030	<0.0030	<0.0030	---	---

Station Name	DC 8.8 C
Sample ID	RESE-1001042
Sample Date	11/12/2003 10:00:00 AM
Basin	Devils Canyon Watershed
Sub-basin	unknown
QC Type	Original data

Surface Water Hydrochemical Data

MONTGOMERY & ASSOCIATES

Parameters and Constituents		Standards														Results				
Name	Units	AZ Agricultural Livestock Watering		AZ Aquatic and Wildlife - Ephemeral Acute		AZ Aquatic and Wildlife - Warm Water Acute		AZ Aquatic and Wildlife - Warm Water Chronic		AZ Full Body Contact		AZ Fish Consumption		AZ Partial Body Contact		Dissolved Results	Total Results	Total Recoverable Results	Field Results	Use Exceeded
		Standard	Fraction	Standard	Fraction	Standard	Fraction	Standard	Fraction	Standard	Fraction	Standard	Fraction	Standard	Fraction					
Metals																				
Iron	mg/l	---	---	---	---	---	---	1	DIS	---	---	---	---	---	---	---	0.094	---	---	---
Lead	mg/l	0.1	TRC	0.13111	DIS	0.06212	DIS	0.00242	DIS	0.015	TRC	---	---	0.015	TRC	<0.00300	<0.00500	<0.00300	---	AZ Aquatic and Wildlife - Warm Water Chronic*
Magnesium	mg/l	---	---	---	---	---	---	---	---	---	---	---	---	---	---	---	6.20	---	---	---
Manganese	mg/l	---	---	---	---	---	---	---	---	130.66701	---	---	---	130.66701	---	---	---	0.01710	---	---
Mercury	mg/l	0.01	TRC	0.005	DIS	0.0024	DIS	0.00001	DIS	0.28	TRC	---	---	0.28	TRC	<0.00020	<0.00020	---	---	AZ Aquatic and Wildlife - Warm Water Chronic*
Molybdenum	mg/l	---	---	---	---	---	---	---	---	---	---	---	---	---	---	---	<0.00800	---	---	---
Nickel	mg/l	---	---	4.0349	DIS	0.4543	DIS	0.0505	DIS	28	TRC	0.511	TRC	28	TRC	<0.0100	---	<0.0100	---	---
Potassium	mg/l	---	---	---	---	---	---	---	---	---	---	---	---	---	---	---	1.30	---	---	---
Selenium	mg/l	0.05	TRC	0.033	TRC	---	---	0.002	TRC	4.667	TRC	0.667	TRC	4.667	TRC	---	<0.00300	<0.00300	---	AZ Aquatic and Wildlife - Warm Water Chronic*
Silver	mg/l	---	---	0.00303	DIS	0.00303	DIS	---	---	4.667	TRC	8	TRC	4.667	TRC	<0.00010	<0.00010	<0.00010	---	---
Sodium	mg/l	---	---	---	---	---	---	---	---	---	---	---	---	---	---	---	25.00	---	---	---
Thallium	mg/l	---	---	---	---	0.7	DIS	0.15	DIS	0.075	TRC	0.001	TRC	0.075	TRC	<0.00200	<0.00200	---	---	AZ Fish Consumption*
Zinc	mg/l	25	TRC	1.07893	DIS	0.1137	DIS	0.1137	DIS	280	TRC	5.106	TRC	280	TRC	<0.00500	<0.00500	<0.00500	---	---

The hardness value used for calculation of hardness-dependent standards is the hardness of the sample itself, not the hardness of a receiving water.
* Detection limit exceeds standard
‡ For comparison only - no analysis exists

Station Name	DC 8.8 C
Sample ID	RESE-1001062
Sample Date	2/17/2004 10:45:00 AM
Basin	Devils Canyon Watershed
Sub-basin	unknown
QC Type	Original data

Surface Water Hydrochemical Data

MONTGOMERY & ASSOCIATES

Parameters and Constituents		Standards														Results				
Name	Units	AZ Agricultural Livestock Watering		AZ Aquatic and Wildlife - Ephemeral Acute		AZ Aquatic and Wildlife - Warm Water Acute		AZ Aquatic and Wildlife - Warm Water Chronic		AZ Full Body Contact		AZ Fish Consumption		AZ Partial Body Contact		Dissolved Results	Total Results	Total Recoverable Results	Field Results	Use Exceeded
		Standard	Fraction	Standard	Fraction	Standard	Fraction	Standard	Fraction	Standard	Fraction	Standard	Fraction	Standard	Fraction					
Bacteria																				
E. Coli	MPN/100ml	---	---	---	---	---	---	---	---	235	---	---	---	575	---	---	<2.0	---	---	---
Total Coliforms	MPN/100ml	---	---	---	---	---	---	---	---	---	---	---	---	---	---	---	46	---	---	---
Field Parameters																				
Depth of Water	in	---	---	---	---	---	---	---	---	---	---	---	---	---	---	---	---	---	4.51	---
Dissolved oxygen	mg/l	---	---	---	---	6	---	6	---	---	---	---	---	---	---	---	---	---	10.81	---
Flow Rate	gallons/minute	---	---	---	---	---	---	---	---	---	---	---	---	---	---	---	---	---	83.90	---
pH (Field)	s.u.	6.5 - 9	---	6.5 - 9	---	6.5 - 9	---	6.5 - 9	---	6.5 - 9	---	---	---	6.5 - 9	---	---	---	---	7.00	---
Specific Conductance (Field)	uS/cm	---	---	---	---	---	---	---	---	---	---	---	---	---	---	---	---	---	128.6	---
Temperature (Field)	Deg C	---	---	---	---	---	---	---	---	---	---	---	---	---	---	---	---	---	7.00	---
Turbidity (Field)	NTUs	---	---	---	---	---	---	---	---	---	---	---	---	---	---	---	---	---	3.32	---
Inorganics																				
Alkalinity (as CaCO3)	mg/l	---	---	---	---	---	---	---	---	---	---	---	---	---	---	---	43.2	---	---	---
Bicarbonate (Calculated by M&A)	mg/l	---	---	---	---	---	---	---	---	---	---	---	---	---	---	---	52.7	---	---	---
Bicarbonate Alkalinity (as CaCO3)	mg/l	---	---	---	---	---	---	---	---	---	---	---	---	---	---	---	43.2	---	---	---
Bromide	mg/l	---	---	---	---	---	---	---	---	---	---	---	---	---	---	---	<0.100	---	---	---
Carbonate (Calculated by M&A)	mg/l	---	---	---	---	---	---	---	---	---	---	---	---	---	---	---	--	---	---	---
Carbonate Alkalinity (as CaCO3)	mg/l	---	---	---	---	---	---	---	---	---	---	---	---	---	---	---	<1.00	---	---	---
Chloride	mg/l	---	---	---	---	---	---	---	---	---	---	---	---	---	---	---	4.50	---	---	---
Fluoride	mg/l	---	---	---	---	---	---	---	---	140	---	---	---	140	---	---	0.137	---	---	---
Hardness (as CaCO3)	mg/l	---	---	---	---	---	---	---	---	---	---	---	---	---	---	---	41.3	---	---	---
Nitrate as N	mg/l	---	---	---	---	---	---	---	---	3733.33	---	---	---	3733.33	---	---	<0.10	---	---	---
Nitrate+Nitrite as N	mg/l	---	---	---	---	---	---	---	---	---	---	---	---	---	---	---	<0.10	---	---	---
Nitrate+Nitrite as N (calculated by M&A)	mg/l	---	---	---	---	---	---	---	---	3733.33	---	---	---	3733.33	---	---	--	---	---	---
Nitrite as N	mg/l	---	---	---	---	---	---	---	---	233.33	---	---	---	233.33	---	---	<0.10	---	---	---
Ortho-Phosphate	mg/l	---	---	---	---	---	---	---	---	---	---	---	---	---	---	---	<0.50	---	---	---
Sulfate	mg/l	---	---	---	---	---	---	---	---	---	---	---	---	---	---	---	18.20	---	---	---
Sulfide	mg/l	---	---	---	---	---	---	---	---	---	---	---	---	---	---	---	<1.00	---	---	---
Lab Parameters																				
Color	Color Units	---	---	---	---	---	---	---	---	---	---	---	---	---	---	---	10.0	---	---	---
Total Dissolved Solids (Laboratory)	mg/l	---	---	---	---	---	---	---	---	---	---	---	---	---	---	---	73.0	---	---	---
Total Suspended Solids	mg/l	---	---	---	---	---	---	---	---	---	---	---	---	---	---	---	<5.00	---	---	---
Metals																				
Aluminum	mg/l	---	---	---	---	---	---	---	---	---	---	---	---	---	---	---	0.118	---	---	---
Antimony	mg/l	---	---	---	---	0.088	DIS	0.03	DIS	0.747	TRC	0.64	TRC	0.747	TRC	<0.00030	<0.00030	<0.00030	---	---
Arsenic	mg/l	0.2	TRC	0.44	DIS	0.34	DIS	0.15	DIS	0.03	TRC	0.08	TRC	0.28	TRC	0.00110 j	0.00110 j	0.00130 j	---	---
Barium	mg/l	---	---	---	---	---	---	---	---	98	TRC	---	---	98	TRC	0.0129	---	---	---	---
Beryllium	mg/l	---	---	---	---	---	---	---	---	1.867	TRC	0.084	TRC	1.867	TRC	<0.00020	<0.00020	<0.00020	---	---
Boron	mg/l	---	---	---	---	---	---	---	---	186.667	TRC	---	---	186.667	TRC	---	<0.0070	---	---	---
Cadmium	mg/l	0.05	---	0.00965	DIS	0.00333	DIS	0.0003	DIS	0.7	TRC	0.084	TRC	0.7	TRC	0.00036	<0.00010	<0.00010	---	AZ Aquatic and Wildlife - Warm Water Chronic
Calcium	mg/l	---	---	---	---	---	---	---	---	---	---	---	---	---	---	---	12.30	---	---	---
Chromium	mg/l	1	---	---	---	---	---	---	---	---	---	---	---	---	---	<0.00030	---	<0.00030	---	---
Chromium, Hexavalent‡	mg/l	---	---	0.034	DIS	0.016	DIS	0.011	DIS	2.8	TRC	0.15	TRC	2.8	TRC	<0.00030	---	<0.00030	---	---
Chromium, Trivalent‡	mg/l	---	---	0.92655	TRC	0.27616	TRC	0.03592	TRC	1400	TRC	75	TRC	1400	TRC	<0.00030	---	<0.00030	---	---
Cobalt	mg/l	---	---	---	---	---	---	---	---	---	---	---	---	---	---	---	<0.00070	---	---	---
Copper	mg/l	0.5	TRC	0.0101	DIS	0.0058	DIS	0.0042	DIS	1.3	TRC	---	---	1.3	TRC	0.0026 j	0.0039	0.0023 j	---	---
Iron	mg/l	---	---	---	---	---	---	1	DIS	---	---	---	---	---	---	---	0.114	---	---	---

Station Name	DC 8.8 C
Sample ID	RESE-1001062
Sample Date	2/17/2004 10:45:00 AM
Basin	Devils Canyon Watershed
Sub-basin	unknown
QC Type	Original data

Surface Water Hydrochemical Data

MONTGOMERY & ASSOCIATES

Parameters and Constituents		Standards														Results				
Name	Units	AZ Agricultural Livestock Watering		AZ Aquatic and Wildlife - Ephemeral Acute		AZ Aquatic and Wildlife - Warm Water Acute		AZ Aquatic and Wildlife - Warm Water Chronic		AZ Full Body Contact		AZ Fish Consumption		AZ Partial Body Contact		Dissolved Results	Total Results	Total Recoverable Results	Field Results	Use Exceeded
		Standard	Fraction	Standard	Fraction	Standard	Fraction	Standard	Fraction	Standard	Fraction	Standard	Fraction	Standard	Fraction					
Metals																				
Lead	mg/l	0.1	TRC	0.05142	DIS	0.02436	DIS	0.00095	DIS	0.015	TRC	---	---	0.015	TRC	<0.00100	<0.00100	<0.00100	---	AZ Aquatic and Wildlife - Warm Water Chronic*
Magnesium	mg/l	---	---	---	---	---	---	---	---	---	---	---	---	---	---	---	2.57	---	---	---
Manganese	mg/l	---	---	---	---	---	---	---	---	130.66701	---	---	---	130.66701	---	---	---	0.00760	---	---
Mercury	mg/l	0.01	TRC	0.005	DIS	0.0024	DIS	0.00001	DIS	0.28	TRC	---	---	0.28	TRC	<0.00020	<0.00020	---	---	AZ Aquatic and Wildlife - Warm Water Chronic*
Molybdenum	mg/l	---	---	---	---	---	---	---	---	---	---	---	---	---	---	---	0.00310 j	---	---	---
Nickel	mg/l	---	---	1.968	DIS	0.2216	DIS	0.0246	DIS	28	TRC	0.511	TRC	28	TRC	0.0049 j	---	0.0027 j	---	---
Potassium	mg/l	---	---	---	---	---	---	---	---	---	---	---	---	---	---	---	1.08	---	---	---
Selenium	mg/l	0.05	TRC	0.033	TRC	---	---	0.002	TRC	4.667	TRC	0.667	TRC	4.667	TRC	---	<0.00080	<0.00080	---	---
Silver	mg/l	---	---	0.0007	DIS	0.0007	DIS	---	---	4.667	TRC	8	TRC	4.667	TRC	<0.00010	<0.00010	<0.00010	---	---
Sodium	mg/l	---	---	---	---	---	---	---	---	---	---	---	---	---	---	---	10.60	---	---	---
Thallium	mg/l	---	---	---	---	0.7	DIS	0.15	DIS	0.075	TRC	0.001	TRC	0.075	TRC	<0.00040	<0.00040	---	---	---
Zinc	mg/l	25	TRC	0.52565	DIS	0.05539	DIS	0.05539	DIS	280	TRC	5.106	TRC	280	TRC	0.00028 j	0.00087 j	0.00063 j	---	---
Other																				
Anions (Laboratory)	meq/l	---	---	---	---	---	---	---	---	---	---	---	---	---	---	1.380	---	---	---	---
Cations (Laboratory)	meq/l	---	---	---	---	---	---	---	---	---	---	---	---	---	---	1.320	---	---	---	---
Ion Balance (Laboratory)	%	---	---	---	---	---	---	---	---	---	---	---	---	---	---	-2.22	---	---	---	---
Total Dissolved Solids (Calc by Lab)	mg/l	---	---	---	---	---	---	---	---	---	---	---	---	---	---	75.5	---	---	---	---

The hardness value used for calculation of hardness-dependent standards is the hardness of the sample itself, not the hardness of a receiving water.
* Detection limit exceeds standard
‡ For comparison only - no analysis exists

Station Name	DC 8.8 C
Sample ID	06Apr04HW8.8
Sample Date	4/6/2004
Basin	Devils Canyon Watershed
Sub-basin	unknown
QC Type	Original data

Surface Water Hydrochemical Data

MONTGOMERY & ASSOCIATES

Parameters and Constituents		Standards														Results				
Name	Units	AZ Agricultural Livestock Watering		AZ Aquatic and Wildlife - Ephemeral Acute		AZ Aquatic and Wildlife - Warm Water Acute		AZ Aquatic and Wildlife - Warm Water Chronic		AZ Full Body Contact		AZ Fish Consumption		AZ Partial Body Contact		Dissolved Results	Total Results	Total Recoverable Results	Field Results	Use Exceeded
		Standard	Fraction	Standard	Fraction	Standard	Fraction	Standard	Fraction	Standard	Fraction	Standard	Fraction	Standard	Fraction					
Field Parameters																				
Flow Rate	gallons/minute	---	---	---	---	---	---	---	---	---	---	---	---	---	---	---	---	---	3065.30	---

The hardness value used for calculation of hardness-dependent standards is the hardness of the sample itself, not the hardness of a receiving water.

Station Name	DC 8.8 C
Sample ID	RESE-1001078
Sample Date	5/21/2004 8:00:00 AM
Basin	Devils Canyon Watershed
Sub-basin	unknown
QC Type	Original data

Surface Water Hydrochemical Data

MONTGOMERY & ASSOCIATES

Parameters and Constituents		Standards														Results				
Name	Units	AZ Agricultural Livestock Watering		AZ Aquatic and Wildlife - Ephemeral Acute		AZ Aquatic and Wildlife - Warm Water Acute		AZ Aquatic and Wildlife - Warm Water Chronic		AZ Full Body Contact		AZ Fish Consumption		AZ Partial Body Contact		Dissolved Results	Total Results	Total Recoverable Results	Field Results	Use Exceeded
		Standard	Fraction	Standard	Fraction	Standard	Fraction	Standard	Fraction	Standard	Fraction	Standard	Fraction	Standard	Fraction					
Bacteria																				
E. Coli	MPN/100ml	---	---	---	---	---	---	---	---	235	---	---	---	575	---	---	<2.0	---	---	---
Total Coliforms	MPN/100ml	---	---	---	---	---	---	---	---	---	---	---	---	---	---	---	240	---	---	---
Field Parameters																				
Depth of Water	in	---	---	---	---	---	---	---	---	---	---	---	---	---	---	---	---	---	3.28	---
Dissolved oxygen	mg/l	---	---	---	---	6	---	6	---	---	---	---	---	---	---	---	---	---	6.32	---
Flow Rate	gallons/minute	---	---	---	---	---	---	---	---	---	---	---	---	---	---	---	---	---	13.40	---
pH (Field)	s.u.	6.5 - 9	---	6.5 - 9	---	6.5 - 9	---	6.5 - 9	---	6.5 - 9	---	---	---	6.5 - 9	---	---	---	---	8.00	---
Specific Conductance (Field)	uS/cm	---	---	---	---	---	---	---	---	---	---	---	---	---	---	---	---	---	220.0	---
Temperature (Field)	Deg C	---	---	---	---	---	---	---	---	---	---	---	---	---	---	---	---	---	15.80	---
Turbidity (Field)	NTUs	---	---	---	---	---	---	---	---	---	---	---	---	---	---	---	---	---	1.51	---
Inorganics																				
Alkalinity (as CaCO3)	mg/l	---	---	---	---	---	---	---	---	---	---	---	---	---	---	---	109.0	---	---	---
Bicarbonate (Calculated by M&A)	mg/l	---	---	---	---	---	---	---	---	---	---	---	---	---	---	---	133.0	---	---	---
Bicarbonate Alkalinity (as CaCO3)	mg/l	---	---	---	---	---	---	---	---	---	---	---	---	---	---	---	109.0	---	---	---
Bromide	mg/l	---	---	---	---	---	---	---	---	---	---	---	---	---	---	---	0.130	---	---	---
Carbonate (Calculated by M&A)	mg/l	---	---	---	---	---	---	---	---	---	---	---	---	---	---	---	--	---	---	---
Carbonate Alkalinity (as CaCO3)	mg/l	---	---	---	---	---	---	---	---	---	---	---	---	---	---	---	<1.00	---	---	---
Chloride	mg/l	---	---	---	---	---	---	---	---	---	---	---	---	---	---	---	5.95	---	---	---
Cyanide, Total	mg/l	---	---	---	---	---	---	---	---	---	---	---	---	---	---	---	<0.010	---	---	---
Fluoride	mg/l	---	---	---	---	---	---	---	---	140	---	---	---	140	---	---	0.290	---	---	---
Hardness (as CaCO3)	mg/l	---	---	---	---	---	---	---	---	---	---	---	---	---	---	---	73.7	---	---	---
Nitrate as N	mg/l	---	---	---	---	---	---	---	---	3733.33	---	---	---	3733.33	---	---	<0.10	---	---	---
Nitrate+Nitrite as N	mg/l	---	---	---	---	---	---	---	---	---	---	---	---	---	---	---	<0.20	---	---	---
Nitrate+Nitrite as N (calculated by M&A)	mg/l	---	---	---	---	---	---	---	---	3733.33	---	---	---	3733.33	---	---	--	---	---	---
Nitrite as N	mg/l	---	---	---	---	---	---	---	---	233.33	---	---	---	233.33	---	---	<0.10	---	---	---
Silica	mg/l	---	---	---	---	---	---	---	---	---	---	---	---	---	---	---	59.2	---	---	---
Sulfate	mg/l	---	---	---	---	---	---	---	---	---	---	---	---	---	---	---	7.06	---	---	---
Sulfide	mg/l	---	---	---	---	---	---	---	---	---	---	---	---	---	---	---	<1.00	---	---	---
Lab Parameters																				
Color	Color Units	---	---	---	---	---	---	---	---	---	---	---	---	---	---	---	10.0	---	---	---
Total Dissolved Solids (Laboratory)	mg/l	---	---	---	---	---	---	---	---	---	---	---	---	---	---	---	190.0	---	---	---
Total Suspended Solids	mg/l	---	---	---	---	---	---	---	---	---	---	---	---	---	---	---	<5.00	---	---	---
Metals																				
Aluminum	mg/l	---	---	---	---	---	---	---	---	---	---	---	---	---	---	---	<0.020	---	---	---
Antimony	mg/l	---	---	---	---	0.088	DIS	0.03	DIS	0.747	TRC	0.64	TRC	0.747	TRC	<0.00300	<0.00300	<0.00300	---	---
Arsenic	mg/l	0.2	TRC	0.44	DIS	0.34	DIS	0.15	DIS	0.03	TRC	0.08	TRC	0.28	TRC	<0.00300	<0.00300	<0.00300	---	---
Barium	mg/l	---	---	---	---	---	---	---	---	98	TRC	---	---	98	TRC	0.0200	---	---	---	---
Beryllium	mg/l	---	---	---	---	---	---	---	---	1.867	TRC	0.084	TRC	1.867	TRC	<0.00200	<0.00200	<0.00200	---	---
Boron	mg/l	---	---	---	---	---	---	---	---	186.667	TRC	---	---	186.667	TRC	---	<0.0400	---	---	---
Cadmium	mg/l	0.05	---	0.01695	DIS	0.00585	DIS	0.00045	DIS	0.7	TRC	0.084	TRC	0.7	TRC	<0.00010	<0.00010	<0.00010	---	---
Calcium	mg/l	---	---	---	---	---	---	---	---	---	---	---	---	---	---	---	22.30	---	---	---
Chromium	mg/l	1	---	---	---	---	---	---	---	---	---	---	---	---	---	<0.00600	---	<0.00600	---	---
Chromium, Hexavalent‡	mg/l	---	---	0.034	DIS	0.016	DIS	0.011	DIS	2.8	TRC	0.15	TRC	2.8	TRC	<0.00600	---	<0.00600	---	---
Chromium, Trivalent‡	mg/l	---	---	1.48889	TRC	0.44376	TRC	0.05772	TRC	1400	TRC	75	TRC	1400	TRC	<0.00600	---	<0.00600	---	---
Cobalt	mg/l	---	---	---	---	---	---	---	---	---	---	---	---	---	---	---	<0.00600	---	---	---
Copper	mg/l	0.5	TRC	0.0174	DIS	0.0101	DIS	0.0069	DIS	1.3	TRC	---	---	1.3	TRC	<0.0030	<0.0030	0.0034	---	---

Station Name	DC 8.8 C
Sample ID	RESE-1001078
Sample Date	5/21/2004 8:00:00 AM
Basin	Devils Canyon Watershed
Sub-basin	unknown
QC Type	Original data

Surface Water Hydrochemical Data

MONTGOMERY & ASSOCIATES

Parameters and Constituents		Standards														Results				
Name	Units	AZ Agricultural Livestock Watering		AZ Aquatic and Wildlife - Ephemeral Acute		AZ Aquatic and Wildlife - Warm Water Acute		AZ Aquatic and Wildlife - Warm Water Chronic		AZ Full Body Contact		AZ Fish Consumption		AZ Partial Body Contact		Dissolved Results	Total Results	Total Recoverable Results	Field Results	Use Exceeded
		Standard	Fraction	Standard	Fraction	Standard	Fraction	Standard	Fraction	Standard	Fraction	Standard	Fraction	Standard	Fraction					
Metals																				
Iron	mg/l	---	---	---	---	---	---	1	DIS	---	---	---	---	---	---	---	0.086	---	---	---
Lead	mg/l	0.1	TRC	0.09762	DIS	0.04625	DIS	0.0018	DIS	0.015	TRC	---	---	0.015	TRC	<0.00300	<0.00300	<0.00300	---	AZ Aquatic and Wildlife - Warm Water Chronic*
Magnesium	mg/l	---	---	---	---	---	---	---	---	---	---	---	---	---	---	---	4.40	---	---	---
Manganese	mg/l	---	---	---	---	---	---	---	---	130.66701	---	---	---	130.66701	---	---	---	0.01810	---	---
Mercury	mg/l	0.01	TRC	0.005	DIS	0.0024	DIS	0.00001	DIS	0.28	TRC	---	---	0.28	TRC	<0.00020	<0.00020	---	---	AZ Aquatic and Wildlife - Warm Water Chronic*
Molybdenum	mg/l	---	---	---	---	---	---	---	---	---	---	---	---	---	---	---	<0.00800	---	---	---
Nickel	mg/l	---	---	3.2122	DIS	0.3617	DIS	0.0402	DIS	28	TRC	0.511	TRC	28	TRC	<0.0100	---	<0.0100	---	---
Potassium	mg/l	---	---	---	---	---	---	---	---	---	---	---	---	---	---	---	1.20	---	---	---
Selenium	mg/l	0.05	TRC	0.033	TRC	---	---	0.002	TRC	4.667	TRC	0.667	TRC	4.667	TRC	---	<0.00300	<0.00300	---	AZ Aquatic and Wildlife - Warm Water Chronic*
Silver	mg/l	---	---	0.0019	DIS	0.0019	DIS	---	---	4.667	TRC	8	TRC	4.667	TRC	<0.00010	<0.00010	<0.00010	---	---
Sodium	mg/l	---	---	---	---	---	---	---	---	---	---	---	---	---	---	---	19.30	---	---	---
Thallium	mg/l	---	---	---	---	0.7	DIS	0.15	DIS	0.075	TRC	0.001	TRC	0.075	TRC	<0.00200	<0.00200	---	---	AZ Fish Consumption*
Uranium	mg/l	---	---	---	---	---	---	---	---	2.8	---	---	---	2.8	---	---	0.00010 j	---	---	---
Zinc	mg/l	25	TRC	0.85864	DIS	0.09048	DIS	0.09048	DIS	280	TRC	5.106	TRC	280	TRC	<0.00500	<0.00500	<0.00500	---	---
Other																				
Anions (Laboratory)	meq/l	---	---	---	---	---	---	---	---	---	---	---	---	---	---	---	2.520	---	---	---
Cations (Laboratory)	meq/l	---	---	---	---	---	---	---	---	---	---	---	---	---	---	---	2.340	---	---	---
Ion Balance (Laboratory)	%	---	---	---	---	---	---	---	---	---	---	---	---	---	---	---	-3.70	---	---	---
Total Dissolved Solids (Calc by Lab)	mg/l	---	---	---	---	---	---	---	---	---	---	---	---	---	---	---	201.0	---	---	---
Radiologicals																				
Gross Alpha	pCi/l	---	---	---	---	---	---	---	---	---	---	---	---	---	---	---	2.60	---	---	---
Gross Beta	pCi/l	---	---	---	---	---	---	---	---	---	---	---	---	---	---	---	<4.30	---	---	---
Radionuclides																				
Radium 226	pCi/l	---	---	---	---	---	---	---	---	---	---	---	---	---	---	---	<0.30	---	---	---
Radium 226 + Radium 228	pCi/l	---	---	---	---	---	---	---	---	---	---	---	---	---	---	---	--	---	---	---
Radium 228	pCi/l	---	---	---	---	---	---	---	---	---	---	---	---	---	---	---	<1.50	---	---	---

The hardness value used for calculation of hardness-dependent standards is the hardness of the sample itself, not the hardness of a receiving water.

* Detection limit exceeds standard

‡ For comparison only - no analysis exists

Station Name	DC 8.8 C
Sample ID	RESE-1001078
Sample Date	5/21/2004 8:00:00 AM
Basin	Devils Canyon Watershed
Sub-basin	unknown
QC Type	Laboratory duplicates

Surface Water Hydrochemical Data

MONTGOMERY & ASSOCIATES

Parameters and Constituents		Standards														Results				
Name	Units	AZ Agricultural Livestock Watering		AZ Aquatic and Wildlife - Ephemeral Acute		AZ Aquatic and Wildlife - Warm Water Acute		AZ Aquatic and Wildlife - Warm Water Chronic		AZ Full Body Contact		AZ Fish Consumption		AZ Partial Body Contact		Dissolved Results	Total Results	Total Recoverable Results	Field Results	Use Exceeded
		Standard	Fraction	Standard	Fraction	Standard	Fraction	Standard	Fraction	Standard	Fraction	Standard	Fraction	Standard	Fraction					
Inorganics																				
Nitrate as N	mg/l	---	---	---	---	---	---	---	---	3733.33	---	---	---	3733.33	---	---	<1.00	---	---	---
Nitrate+Nitrite as N	mg/l	---	---	---	---	---	---	---	---	---	---	---	---	---	---	---	<2.00	---	---	---
Nitrate+Nitrite as N (calculated by M&A)	mg/l	---	---	---	---	---	---	---	---	3733.33	---	---	---	3733.33	---	---	--	---	---	---
Nitrite as N	mg/l	---	---	---	---	---	---	---	---	233.33	---	---	---	233.33	---	---	<1.00	---	---	---

The hardness value used for calculation of hardness-dependent standards is the hardness of the sample itself, not the hardness of a receiving water.

Station Name	DC 8.8 C
Sample ID	RESE-1001151
Sample Date	8/16/2004 7:45:00 AM
Basin	Devils Canyon Watershed
Sub-basin	unknown
QC Type	Original data

Surface Water Hydrochemical Data

MONTGOMERY & ASSOCIATES

Parameters and Constituents		Standards														Results				
Name	Units	AZ Agricultural Livestock Watering		AZ Aquatic and Wildlife - Ephemeral Acute		AZ Aquatic and Wildlife - Warm Water Acute		AZ Aquatic and Wildlife - Warm Water Chronic		AZ Full Body Contact		AZ Fish Consumption		AZ Partial Body Contact		Dissolved Results	Total Results	Total Recoverable Results	Field Results	Use Exceeded
		Standard	Fraction	Standard	Fraction	Standard	Fraction	Standard	Fraction	Standard	Fraction	Standard	Fraction	Standard	Fraction					
Bacteria																				
E. Coli	MPN/100ml	---	---	---	---	---	---	---	---	235	---	---	---	575	---	---	22.0	---	---	---
Total Coliforms	MPN/100ml	---	---	---	---	---	---	---	---	---	---	---	---	---	---	---	1600	---	---	---
Field Parameters																				
Dissolved oxygen	mg/l	---	---	---	---	6	---	6	---	---	---	---	---	---	---	---	---	---	3.86	AZ Aquatic and Wildlife - Warm Water Acute† AZ Aquatic and Wildlife - Warm Water Chronic†
Flow Rate	gallons/minute	---	---	---	---	---	---	---	---	---	---	---	---	---	---	---	---	---	5.06	---
pH (Field)	s.u.	6.5 - 9	---	6.5 - 9	---	6.5 - 9	---	6.5 - 9	---	6.5 - 9	---	---	---	6.5 - 9	---	---	---	---	7.80	---
Specific Conductance (Field)	uS/cm	---	---	---	---	---	---	---	---	---	---	---	---	---	---	---	---	---	337.5	---
Temperature (Field)	Deg C	---	---	---	---	---	---	---	---	---	---	---	---	---	---	---	---	---	19.90	---
Turbidity (Field)	NTUs	---	---	---	---	---	---	---	---	---	---	---	---	---	---	---	---	---	0.85	---
Inorganics																				
Alkalinity (as CaCO3)	mg/l	---	---	---	---	---	---	---	---	---	---	---	---	---	---	---	176.0	---	---	---
Bicarbonate (Calculated by M&A)	mg/l	---	---	---	---	---	---	---	---	---	---	---	---	---	---	---	214.7	---	---	---
Bicarbonate Alkalinity (as CaCO3)	mg/l	---	---	---	---	---	---	---	---	---	---	---	---	---	---	---	176.0	---	---	---
Bromide	mg/l	---	---	---	---	---	---	---	---	---	---	---	---	---	---	---	<0.100	---	---	---
Carbonate (Calculated by M&A)	mg/l	---	---	---	---	---	---	---	---	---	---	---	---	---	---	---	--	---	---	---
Carbonate Alkalinity (as CaCO3)	mg/l	---	---	---	---	---	---	---	---	---	---	---	---	---	---	---	<1.00	---	---	---
Chloride	mg/l	---	---	---	---	---	---	---	---	---	---	---	---	---	---	---	9.85	---	---	---
Fluoride	mg/l	---	---	---	---	---	---	---	---	140	---	---	---	140	---	---	0.390	---	---	---
Hardness (as CaCO3)	mg/l	---	---	---	---	---	---	---	---	---	---	---	---	---	---	---	107.0	---	---	---
Nitrate as N	mg/l	---	---	---	---	---	---	---	---	3733.33	---	---	---	3733.33	---	---	<0.10	---	---	---
Nitrate+Nitrite as N	mg/l	---	---	---	---	---	---	---	---	---	---	---	---	---	---	---	<0.20	---	---	---
Nitrate+Nitrite as N (calculated by M&A)	mg/l	---	---	---	---	---	---	---	---	3733.33	---	---	---	3733.33	---	---	--	---	---	---
Nitrite as N	mg/l	---	---	---	---	---	---	---	---	233.33	---	---	---	233.33	---	---	<0.10	---	---	---
Ortho-Phosphate	mg/l	---	---	---	---	---	---	---	---	---	---	---	---	---	---	---	<0.50	---	---	---
Silica	mg/l	---	---	---	---	---	---	---	---	---	---	---	---	---	---	---	70.1	---	---	---
Sulfate	mg/l	---	---	---	---	---	---	---	---	---	---	---	---	---	---	---	9.06	---	---	---
Sulfide	mg/l	---	---	---	---	---	---	---	---	---	---	---	---	---	---	---	<1.00	---	---	---
Lab Parameters																				
Color	Color Units	---	---	---	---	---	---	---	---	---	---	---	---	---	---	---	28.0	---	---	---
Total Dissolved Solids (Laboratory)	mg/l	---	---	---	---	---	---	---	---	---	---	---	---	---	---	---	256.0	---	---	---
Total Suspended Solids	mg/l	---	---	---	---	---	---	---	---	---	---	---	---	---	---	---	<5.00	---	---	---
Metals																				
Aluminum	mg/l	---	---	---	---	---	---	---	---	---	---	---	---	---	---	---	0.020	---	---	---
Antimony	mg/l	---	---	---	---	0.088	DIS	0.03	DIS	0.747	TRC	0.64	TRC	0.747	TRC	<0.00300	<0.00300	<0.00300	---	---
Arsenic	mg/l	0.2	TRC	0.44	DIS	0.34	DIS	0.15	DIS	0.03	TRC	0.08	TRC	0.28	TRC	0.00500	0.00500	0.00400	---	---
Barium	mg/l	---	---	---	---	---	---	---	---	98	TRC	---	---	98	TRC	0.0262	---	---	---	---
Beryllium	mg/l	---	---	---	---	---	---	---	---	1.867	TRC	0.084	TRC	1.867	TRC	<0.00200	<0.00200	<0.00200	---	---
Boron	mg/l	---	---	---	---	---	---	---	---	186.667	TRC	---	---	186.667	TRC	---	<0.0400	---	---	---
Cadmium	mg/l	0.05	---	0.02436	DIS	0.0084	DIS	0.00059	DIS	0.7	TRC	0.084	TRC	0.7	TRC	<0.00010	0.00010	<0.00010	---	---
Calcium	mg/l	---	---	---	---	---	---	---	---	---	---	---	---	---	---	---	32.70	---	---	---
Chromium	mg/l	1	---	---	---	---	---	---	---	---	---	---	---	---	---	<0.00600	---	<0.00600	---	---
Chromium, Hexavalent‡	mg/l	---	---	0.034	DIS	0.016	DIS	0.011	DIS	2.8	TRC	0.15	TRC	2.8	TRC	<0.00600	---	<0.00600	---	---
Chromium, Trivalent‡	mg/l	---	---	2.02057	TRC	0.60223	TRC	0.07834	TRC	1400	TRC	75	TRC	1400	TRC	<0.00600	---	<0.00600	---	---
Cobalt	mg/l	---	---	---	---	---	---	---	---	---	---	---	---	---	---	---	<0.00600	---	---	---
Copper	mg/l	0.5	TRC	0.0248	DIS	0.0143	DIS	0.0095	DIS	1.3	TRC	---	---	1.3	TRC	<0.0030	<0.0030	<0.0030	---	---

Station Name	DC 8.8 C
Sample ID	RESE-1001151
Sample Date	8/16/2004 7:45:00 AM
Basin	Devils Canyon Watershed
Sub-basin	unknown
QC Type	Original data

Surface Water Hydrochemical Data

MONTGOMERY & ASSOCIATES

Parameters and Constituents		Standards														Results				
Name	Units	AZ Agricultural Livestock Watering		AZ Aquatic and Wildlife - Ephemeral Acute		AZ Aquatic and Wildlife - Warm Water Acute		AZ Aquatic and Wildlife - Warm Water Chronic		AZ Full Body Contact		AZ Fish Consumption		AZ Partial Body Contact		Dissolved Results	Total Results	Total Recoverable Results	Field Results	Use Exceeded
		Standard	Fraction	Standard	Fraction	Standard	Fraction	Standard	Fraction	Standard	Fraction	Standard	Fraction	Standard	Fraction					
Metals																				
Iron	mg/l	---	---	---	---	---	---	1	DIS	---	---	---	---	---	---	---	0.212	---	---	---
Lead	mg/l	0.1	TRC	0.1467	DIS	0.06951	DIS	0.00271	DIS	0.015	TRC	---	---	0.015	TRC	<0.00300	<0.00300	<0.00300	---	AZ Aquatic and Wildlife - Warm Water Chronic*
Magnesium	mg/l	---	---	---	---	---	---	---	---	---	---	---	---	---	---	---	6.03	---	---	---
Manganese	mg/l	---	---	---	---	---	---	---	---	130.66701	---	---	---	130.66701	---	---	---	0.06190	---	---
Mercury	mg/l	0.01	TRC	0.005	DIS	0.0024	DIS	0.00001	DIS	0.28	TRC	---	---	0.28	TRC	<0.00020	<0.00020	---	---	AZ Aquatic and Wildlife - Warm Water Chronic*
Molybdenum	mg/l	---	---	---	---	---	---	---	---	---	---	---	---	---	---	---	<0.00800	---	---	---
Nickel	mg/l	---	---	4.4033	DIS	0.4958	DIS	0.0551	DIS	28	TRC	0.511	TRC	28	TRC	<0.0100	---	<0.0100	---	---
Potassium	mg/l	---	---	---	---	---	---	---	---	---	---	---	---	---	---	---	1.40	---	---	---
Selenium	mg/l	0.05	TRC	0.033	TRC	---	---	0.002	TRC	4.667	TRC	0.667	TRC	4.667	TRC	---	<0.00300	<0.00300	---	AZ Aquatic and Wildlife - Warm Water Chronic*
Silver	mg/l	---	---	0.00361	DIS	0.00361	DIS	---	---	4.667	TRC	8	TRC	4.667	TRC	<0.00010	<0.00010	<0.00010	---	---
Sodium	mg/l	---	---	---	---	---	---	---	---	---	---	---	---	---	---	---	30.60	---	---	---
Thallium	mg/l	---	---	---	---	0.7	DIS	0.15	DIS	0.075	TRC	0.001	TRC	0.075	TRC	<0.00200	<0.00200	---	---	AZ Fish Consumption*
Zinc	mg/l	25	TRC	1.17761	DIS	0.12409	DIS	0.12409	DIS	280	TRC	5.106	TRC	280	TRC	<0.00500	<0.00500	<0.00500	---	---
Other																				
Anions (Laboratory)	meq/l	---	---	---	---	---	---	---	---	---	---	---	---	---	---	---	4.010	---	---	---
Cations (Laboratory)	meq/l	---	---	---	---	---	---	---	---	---	---	---	---	---	---	---	3.510	---	---	---
Ion Balance (Laboratory)	%	---	---	---	---	---	---	---	---	---	---	---	---	---	---	---	-6.65	---	---	---
Total Dissolved Solids (Calc by Lab)	mg/l	---	---	---	---	---	---	---	---	---	---	---	---	---	---	---	285.0	---	---	---

The hardness value used for calculation of hardness-dependent standards is the hardness of the sample itself, not the hardness of a receiving water.
* Detection limit exceeds standard
† Exceedance is considered less than regulatory limit
‡ For comparison only - no analysis exists

Station Name	DC 8.8 C
Sample ID	RESE-1001174
Sample Date	11/16/2004 9:15:00 AM
Basin	Devils Canyon Watershed
Sub-basin	unknown
QC Type	Original data

Surface Water Hydrochemical Data

MONTGOMERY & ASSOCIATES

Parameters and Constituents		Standards														Results				
Name	Units	AZ Agricultural Livestock Watering		AZ Aquatic and Wildlife - Ephemeral Acute		AZ Aquatic and Wildlife - Warm Water Acute		AZ Aquatic and Wildlife - Warm Water Chronic		AZ Full Body Contact		AZ Fish Consumption		AZ Partial Body Contact		Dissolved Results	Total Results	Total Recoverable Results	Field Results	Use Exceeded
		Standard	Fraction	Standard	Fraction	Standard	Fraction	Standard	Fraction	Standard	Fraction	Standard	Fraction	Standard	Fraction					
Bacteria																				
E. Coli	MPN/100ml	---	---	---	---	---	---	---	---	235	---	---	---	575	---	---	2.0	---	---	---
Total Coliforms	MPN/100ml	---	---	---	---	---	---	---	---	---	---	---	---	---	---	---	26	---	---	---
Field Parameters																				
Depth of Water	in	---	---	---	---	---	---	---	---	---	---	---	---	---	---	---	---	---	4.92	---
Dissolved oxygen	mg/l	---	---	---	---	6	---	6	---	---	---	---	---	---	---	---	---	---	6.37	---
Flow Rate	gallons/minute	---	---	---	---	---	---	---	---	---	---	---	---	---	---	---	---	---	17.00	---
pH (Field)	s.u.	6.5 - 9	---	6.5 - 9	---	6.5 - 9	---	6.5 - 9	---	6.5 - 9	---	---	---	6.5 - 9	---	---	---	---	7.60	---
Specific Conductance (Field)	uS/cm	---	---	---	---	---	---	---	---	---	---	---	---	---	---	---	---	---	297.0	---
Temperature (Field)	Deg C	---	---	---	---	---	---	---	---	---	---	---	---	---	---	---	---	---	10.70	---
Turbidity (Field)	NTUs	---	---	---	---	---	---	---	---	---	---	---	---	---	---	---	---	---	1.13	---
Inorganics																				
Alkalinity (as CaCO3)	mg/l	---	---	---	---	---	---	---	---	---	---	---	---	---	---	---	148.0	---	---	---
Bicarbonate (Calculated by M&A)	mg/l	---	---	---	---	---	---	---	---	---	---	---	---	---	---	---	180.6	---	---	---
Bicarbonate Alkalinity (as CaCO3)	mg/l	---	---	---	---	---	---	---	---	---	---	---	---	---	---	---	148.0	---	---	---
Bromide	mg/l	---	---	---	---	---	---	---	---	---	---	---	---	---	---	---	0.120	---	---	---
Carbonate (Calculated by M&A)	mg/l	---	---	---	---	---	---	---	---	---	---	---	---	---	---	---	--	---	---	---
Carbonate Alkalinity (as CaCO3)	mg/l	---	---	---	---	---	---	---	---	---	---	---	---	---	---	---	<1.00	---	---	---
Chloride	mg/l	---	---	---	---	---	---	---	---	---	---	---	---	---	---	---	6.42	---	---	---
Fluoride	mg/l	---	---	---	---	---	---	---	---	140	---	---	---	140	---	---	0.350	---	---	---
Hardness (as CaCO3)	mg/l	---	---	---	---	---	---	---	---	---	---	---	---	---	---	---	102.0	---	---	---
Nitrate as N	mg/l	---	---	---	---	---	---	---	---	3733.33	---	---	---	3733.33	---	---	<0.10	---	---	---
Nitrate+Nitrite as N	mg/l	---	---	---	---	---	---	---	---	---	---	---	---	---	---	---	<0.20	---	---	---
Nitrate+Nitrite as N (calculated by M&A)	mg/l	---	---	---	---	---	---	---	---	3733.33	---	---	---	3733.33	---	---	--	---	---	---
Nitrite as N	mg/l	---	---	---	---	---	---	---	---	233.33	---	---	---	233.33	---	---	<0.10	---	---	---
Ortho-Phosphate	mg/l	---	---	---	---	---	---	---	---	---	---	---	---	---	---	---	<0.50	---	---	---
Silica	mg/l	---	---	---	---	---	---	---	---	---	---	---	---	---	---	---	70.0	---	---	---
Sulfate	mg/l	---	---	---	---	---	---	---	---	---	---	---	---	---	---	---	5.34	---	---	---
Sulfide	mg/l	---	---	---	---	---	---	---	---	---	---	---	---	---	---	---	<1.00	---	---	---
Lab Parameters																				
Color	Color Units	---	---	---	---	---	---	---	---	---	---	---	---	---	---	---	19.0	---	---	---
Total Dissolved Solids (Laboratory)	mg/l	---	---	---	---	---	---	---	---	---	---	---	---	---	---	---	242.0	---	---	---
Total Suspended Solids	mg/l	---	---	---	---	---	---	---	---	---	---	---	---	---	---	---	<5.00	---	---	---
Metals																				
Aluminum	mg/l	---	---	---	---	---	---	---	---	---	---	---	---	---	---	---	<0.030	---	---	---
Antimony	mg/l	---	---	---	---	0.088	DIS	0.03	DIS	0.747	TRC	0.64	TRC	0.747	TRC	<0.00300	<0.00300	<0.00300	---	---
Arsenic	mg/l	0.2	TRC	0.44	DIS	0.34	DIS	0.15	DIS	0.03	TRC	0.08	TRC	0.28	TRC	<0.00300	<0.00300	<0.00300	---	---
Barium	mg/l	---	---	---	---	---	---	---	---	98	TRC	---	---	98	TRC	0.0229	---	---	---	---
Beryllium	mg/l	---	---	---	---	---	---	---	---	1.867	TRC	0.084	TRC	1.867	TRC	<0.00200	<0.00200	<0.00200	---	---
Boron	mg/l	---	---	---	---	---	---	---	---	186.667	TRC	---	---	186.667	TRC	---	<0.0400	---	---	---
Cadmium	mg/l	0.05	---	0.02325	DIS	0.00802	DIS	0.00057	DIS	0.7	TRC	0.084	TRC	0.7	TRC	<0.00010	<0.00010	<0.00010	---	---
Calcium	mg/l	---	---	---	---	---	---	---	---	---	---	---	---	---	---	---	30.80	---	---	---
Chromium	mg/l	1	---	---	---	---	---	---	---	---	---	---	---	---	---	<0.00600	---	<0.00600	---	---
Chromium, Hexavalent‡	mg/l	---	---	0.034	DIS	0.016	DIS	0.011	DIS	2.8	TRC	0.15	TRC	2.8	TRC	<0.00600	---	<0.00600	---	---
Chromium, Trivalent‡	mg/l	---	---	1.94291	TRC	0.57908	TRC	0.07533	TRC	1400	TRC	75	TRC	1400	TRC	<0.00600	---	<0.00600	---	---
Cobalt	mg/l	---	---	---	---	---	---	---	---	---	---	---	---	---	---	---	<0.00600	---	---	---
Copper	mg/l	0.5	TRC	0.0237	DIS	0.0137	DIS	0.0091	DIS	1.3	TRC	---	---	1.3	TRC	<0.0100	<0.0100	<0.0100	---	AZ Aquatic and Wildlife - Warm Water Chronic*

Station Name	DC 8.8 C
Sample ID	RESE-1001174
Sample Date	11/16/2004 9:15:00 AM
Basin	Devils Canyon Watershed
Sub-basin	unknown
QC Type	Original data

Surface Water Hydrochemical Data

MONTGOMERY & ASSOCIATES

Parameters and Constituents		Standards														Results				
Name	Units	AZ Agricultural Livestock Watering		AZ Aquatic and Wildlife - Ephemeral Acute		AZ Aquatic and Wildlife - Warm Water Acute		AZ Aquatic and Wildlife - Warm Water Chronic		AZ Full Body Contact		AZ Fish Consumption		AZ Partial Body Contact		Dissolved Results	Total Results	Total Recoverable Results	Field Results	Use Exceeded
		Standard	Fraction	Standard	Fraction	Standard	Fraction	Standard	Fraction	Standard	Fraction	Standard	Fraction	Standard	Fraction					
Metals																				
Iron	mg/l	---	---	---	---	---	---	1	DIS	---	---	---	---	---	---	---	0.151	---	---	---
Lead	mg/l	0.1	TRC	0.13927	DIS	0.06599	DIS	0.00257	DIS	0.015	TRC	---	---	0.015	TRC	<0.00300	<0.00300	<0.00300	---	AZ Aquatic and Wildlife - Warm Water Chronic*
Magnesium	mg/l	---	---	---	---	---	---	---	---	---	---	---	---	---	---	---	6.10	---	---	---
Manganese	mg/l	---	---	---	---	---	---	---	---	130.66701	---	---	---	130.66701	---	---	---	0.02420	---	---
Mercury	mg/l	0.01	TRC	0.005	DIS	0.0024	DIS	0.00001	DIS	0.28	TRC	---	---	0.28	TRC	<0.00020	<0.00020	---	---	AZ Aquatic and Wildlife - Warm Water Chronic*
Molybdenum	mg/l	---	---	---	---	---	---	---	---	---	---	---	---	---	---	---	<0.00800	---	---	---
Nickel	mg/l	---	---	4.2286	DIS	0.4761	DIS	0.0529	DIS	28	TRC	0.511	TRC	28	TRC	<0.0100	---	<0.0100	---	---
Potassium	mg/l	---	---	---	---	---	---	---	---	---	---	---	---	---	---	---	1.22	---	---	---
Selenium	mg/l	0.05	TRC	0.033	TRC	---	---	0.002	TRC	4.667	TRC	0.667	TRC	4.667	TRC	---	<0.00300	<0.00300	---	AZ Aquatic and Wildlife - Warm Water Chronic*
Silver	mg/l	---	---	0.00333	DIS	0.00333	DIS	---	---	4.667	TRC	8	TRC	4.667	TRC	<0.00010	<0.00010	<0.00010	---	---
Sodium	mg/l	---	---	---	---	---	---	---	---	---	---	---	---	---	---	---	27.80	---	---	---
Thallium	mg/l	---	---	---	---	0.7	DIS	0.15	DIS	0.075	TRC	0.001	TRC	0.075	TRC	<0.00200	<0.00200	---	---	AZ Fish Consumption*
Zinc	mg/l	25	TRC	1.13081	DIS	0.11916	DIS	0.11916	DIS	280	TRC	5.106	TRC	280	TRC	<0.01000	<0.01000	<0.01000	---	---
Other																				
Anions (Laboratory)	meq/l	---	---	---	---	---	---	---	---	---	---	---	---	---	---	---	3.270	---	---	---
Cations (Laboratory)	meq/l	---	---	---	---	---	---	---	---	---	---	---	---	---	---	---	3.290	---	---	---
Ion Balance (Laboratory)	%	---	---	---	---	---	---	---	---	---	---	---	---	---	---	---	0.30	---	---	---
Total Dissolved Solids (Calc by Lab)	mg/l	---	---	---	---	---	---	---	---	---	---	---	---	---	---	---	256.0	---	---	---

The hardness value used for calculation of hardness-dependent standards is the hardness of the sample itself, not the hardness of a receiving water.
* Detection limit exceeds standard
‡ For comparison only - no analysis exists

Station Name	DC 8.8 C
Sample ID	RESE-1001197
Sample Date	2/25/2005 1:10:00 PM
Basin	Devils Canyon Watershed
Sub-basin	unknown
QC Type	Original data

Surface Water Hydrochemical Data

MONTGOMERY & ASSOCIATES

Parameters and Constituents		Standards														Results				
Name	Units	AZ Agricultural Livestock Watering		AZ Aquatic and Wildlife - Ephemeral Acute		AZ Aquatic and Wildlife - Warm Water Acute		AZ Aquatic and Wildlife - Warm Water Chronic		AZ Full Body Contact		AZ Fish Consumption		AZ Partial Body Contact		Dissolved Results	Total Results	Total Recoverable Results	Field Results	Use Exceeded
		Standard	Fraction	Standard	Fraction	Standard	Fraction	Standard	Fraction	Standard	Fraction	Standard	Fraction	Standard	Fraction					
Bacteria																				
E. Coli	MPN/100ml	---	---	---	---	---	---	---	---	235	---	---	---	575	---	---	<2.0	---	---	---
Total Coliforms	MPN/100ml	---	---	---	---	---	---	---	---	---	---	---	---	---	---	---	36	---	---	---
Field Parameters																				
Depth of Water	in	---	---	---	---	---	---	---	---	---	---	---	---	---	---	---	---	---	17.54	---
Dissolved oxygen	mg/l	---	---	---	---	6	---	6	---	---	---	---	---	---	---	---	---	---	9.43	---
Flow Rate	gallons/minute	---	---	---	---	---	---	---	---	---	---	---	---	---	---	---	---	---	33040.66	---
pH (Field)	s.u.	6.5 - 9	---	6.5 - 9	---	6.5 - 9	---	6.5 - 9	---	6.5 - 9	---	---	---	6.5 - 9	---	---	---	---	7.80	---
Specific Conductance (Field)	uS/cm	---	---	---	---	---	---	---	---	---	---	---	---	---	---	---	---	---	66.7	---
Temperature (Field)	Deg C	---	---	---	---	---	---	---	---	---	---	---	---	---	---	---	---	---	11.00	---
Turbidity (Field)	NTUs	---	---	---	---	---	---	---	---	---	---	---	---	---	---	---	---	---	6.39	---
Inorganics																				
Alkalinity (as CaCO3)	mg/l	---	---	---	---	---	---	---	---	---	---	---	---	---	---	---	10.7	---	---	---
Bicarbonate (Calculated by M&A)	mg/l	---	---	---	---	---	---	---	---	---	---	---	---	---	---	---	13.1	---	---	---
Bicarbonate Alkalinity (as CaCO3)	mg/l	---	---	---	---	---	---	---	---	---	---	---	---	---	---	---	10.7	---	---	---
Bromide	mg/l	---	---	---	---	---	---	---	---	---	---	---	---	---	---	---	<0.100	---	---	---
Carbonate (Calculated by M&A)	mg/l	---	---	---	---	---	---	---	---	---	---	---	---	---	---	---	--	---	---	---
Carbonate Alkalinity (as CaCO3)	mg/l	---	---	---	---	---	---	---	---	---	---	---	---	---	---	---	<1.00	---	---	---
Chloride	mg/l	---	---	---	---	---	---	---	---	---	---	---	---	---	---	---	2.81	---	---	---
Fluoride	mg/l	---	---	---	---	---	---	---	---	140	---	---	---	140	---	---	<0.100	---	---	---
Hardness (as CaCO3)	mg/l	---	---	---	---	---	---	---	---	---	---	---	---	---	---	---	20.4	---	---	---
Nitrate as N	mg/l	---	---	---	---	---	---	---	---	3733.33	---	---	---	3733.33	---	---	0.22	---	---	---
Nitrate+Nitrite as N	mg/l	---	---	---	---	---	---	---	---	---	---	---	---	---	---	---	0.22	---	---	---
Nitrate+Nitrite as N (calculated by M&A)	mg/l	---	---	---	---	---	---	---	---	3733.33	---	---	---	3733.33	---	---	0.22	---	---	---
Nitrite as N	mg/l	---	---	---	---	---	---	---	---	233.33	---	---	---	233.33	---	---	<0.10	---	---	---
Ortho-Phosphate	mg/l	---	---	---	---	---	---	---	---	---	---	---	---	---	---	---	<0.50	---	---	---
Silica	mg/l	---	---	---	---	---	---	---	---	---	---	---	---	---	---	---	25.9	---	---	---
Sulfate	mg/l	---	---	---	---	---	---	---	---	---	---	---	---	---	---	---	10.80	---	---	---
Sulfide	mg/l	---	---	---	---	---	---	---	---	---	---	---	---	---	---	---	<1.00	---	---	---
Lab Parameters																				
Color	Color Units	---	---	---	---	---	---	---	---	---	---	---	---	---	---	---	46.0	---	---	---
Total Dissolved Solids (Laboratory)	mg/l	---	---	---	---	---	---	---	---	---	---	---	---	---	---	---	76.0	---	---	---
Total Suspended Solids	mg/l	---	---	---	---	---	---	---	---	---	---	---	---	---	---	---	<5.00	---	---	---
Metals																				
Aluminum	mg/l	---	---	---	---	---	---	---	---	---	---	---	---	---	---	---	0.905	---	---	---
Antimony	mg/l	---	---	---	---	0.088	DIS	0.03	DIS	0.747	TRC	0.64	TRC	0.747	TRC	<0.00300	<0.00300	<0.00300	---	---
Arsenic	mg/l	0.2	TRC	0.44	DIS	0.34	DIS	0.15	DIS	0.03	TRC	0.08	TRC	0.28	TRC	0.00340	0.00360	0.00370	---	---
Barium	mg/l	---	---	---	---	---	---	---	---	98	TRC	---	---	98	TRC	0.0119	---	---	---	---
Beryllium	mg/l	---	---	---	---	---	---	---	---	1.867	TRC	0.084	TRC	1.867	TRC	<0.00200	<0.00200	<0.00200	---	---
Boron	mg/l	---	---	---	---	---	---	---	---	186.667	TRC	---	---	186.667	TRC	---	<0.0400	---	---	---
Cadmium	mg/l	0.05	---	0.00485	DIS	0.00167	DIS	0.00019	DIS	0.7	TRC	0.084	TRC	0.7	TRC	<0.00020	<0.00020	<0.00020	---	AZ Aquatic and Wildlife - Warm Water Chronic*
Calcium	mg/l	---	---	---	---	---	---	---	---	---	---	---	---	---	---	---	5.68	---	---	---
Chromium	mg/l	1	---	---	---	---	---	---	---	---	---	---	---	---	---	<0.00600	---	<0.00600	---	---
Chromium, Hexavalent‡	mg/l	---	---	0.034	DIS	0.016	DIS	0.011	DIS	2.8	TRC	0.15	TRC	2.8	TRC	<0.00600	---	<0.00600	---	---
Chromium, Trivalent‡	mg/l	---	---	0.51999	TRC	0.15498	TRC	0.02016	TRC	1400	TRC	75	TRC	1400	TRC	<0.00600	---	<0.00600	---	---
Cobalt	mg/l	---	---	---	---	---	---	---	---	---	---	---	---	---	---	---	<0.00600	---	---	---

Station Name	DC 8.8 C
Sample ID	RESE-1001197
Sample Date	2/25/2005 1:10:00 PM
Basin	Devils Canyon Watershed
Sub-basin	unknown
QC Type	Original data

Surface Water Hydrochemical Data

MONTGOMERY & ASSOCIATES

Parameters and Constituents		Standards														Results				
Name	Units	AZ Agricultural Livestock Watering		AZ Aquatic and Wildlife - Ephemeral Acute		AZ Aquatic and Wildlife - Warm Water Acute		AZ Aquatic and Wildlife - Warm Water Chronic		AZ Full Body Contact		AZ Fish Consumption		AZ Partial Body Contact		Dissolved Results	Total Results	Total Recoverable Results	Field Results	Use Exceeded
		Standard	Fraction	Standard	Fraction	Standard	Fraction	Standard	Fraction	Standard	Fraction	Standard	Fraction	Standard	Fraction					
Metals																				
Copper	mg/l	0.5	TRC	0.0052	DIS	0.003	DIS	0.0023	DIS	1.3	TRC	---	---	1.3	TRC	0.0130	0.0150	0.0140	---	AZ Aquatic and Wildlife - Ephemeral Acute AZ Aquatic and Wildlife - Warm Water Acute AZ Aquatic and Wildlife - Warm Water Chronic
Iron	mg/l	---	---	---	---	---	---	1	DIS	---	---	---	---	---	---	---	0.454	---	---	---
Lead	mg/l	0.1	TRC	0.02329	DIS	0.01104	DIS	0.00043	DIS	0.015	TRC	---	---	0.015	TRC	<0.00300	<0.00300	<0.00300	---	AZ Aquatic and Wildlife - Warm Water Chronic*
Magnesium	mg/l	---	---	---	---	---	---	---	---	---	---	---	---	---	---	---	1.50	---	---	---
Manganese	mg/l	---	---	---	---	---	---	---	---	130.66701	---	---	---	130.66701	---	---	---	0.00790	---	---
Mercury	mg/l	0.01	TRC	0.005	DIS	0.0024	DIS	0.00001	DIS	0.28	TRC	---	---	0.28	TRC	<0.00020	<0.00020	---	---	AZ Aquatic and Wildlife - Warm Water Chronic*
Molybdenum	mg/l	---	---	---	---	---	---	---	---	---	---	---	---	---	---	---	<0.00800	---	---	---
Nickel	mg/l	---	---	1.0836	DIS	0.122	DIS	0.0136	DIS	28	TRC	0.511	TRC	28	TRC	<0.0100	---	<0.0100	---	---
Potassium	mg/l	---	---	---	---	---	---	---	---	---	---	---	---	---	---	---	1.46	---	---	---
Selenium	mg/l	0.05	TRC	0.033	TRC	---	---	0.002	TRC	4.667	TRC	0.667	TRC	4.667	TRC	---	<0.00300	<0.00300	---	AZ Aquatic and Wildlife - Warm Water Chronic*
Silver	mg/l	---	---	0.00021	DIS	0.00021	DIS	---	---	4.667	TRC	8	TRC	4.667	TRC	<0.00010	<0.00010	<0.00010	---	---
Sodium	mg/l	---	---	---	---	---	---	---	---	---	---	---	---	---	---	---	4.50	---	---	---
Thallium	mg/l	---	---	---	---	0.7	DIS	0.15	DIS	0.075	TRC	0.001	TRC	0.075	TRC	<0.00200	<0.00200	---	---	AZ Fish Consumption*
Zinc	mg/l	25	TRC	0.28917	DIS	0.03047	DIS	0.03047	DIS	280	TRC	5.106	TRC	280	TRC	<0.01000	<0.01000	<0.01000	---	---
Other																				
Anions (Laboratory)	meq/l	---	---	---	---	---	---	---	---	---	---	---	---	---	---	---	0.510	---	---	---
Cations (Laboratory)	meq/l	---	---	---	---	---	---	---	---	---	---	---	---	---	---	---	0.760	---	---	---
Ion Balance (Laboratory)	%	---	---	---	---	---	---	---	---	---	---	---	---	---	---	---	19.70	---	---	---
Total Dissolved Solids (Calc by Lab)	mg/l	---	---	---	---	---	---	---	---	---	---	---	---	---	---	---	67.4	---	---	---

The hardness value used for calculation of hardness-dependent standards is the hardness of the sample itself, not the hardness of a receiving water.
* Detection limit exceeds standard
‡ For comparison only - no analysis exists

Station Name	DC 8.8 C
Sample ID	RESE-1001211
Sample Date	5/11/2005 9:20:00 AM
Basin	Devils Canyon Watershed
Sub-basin	unknown
QC Type	Original data

Surface Water Hydrochemical Data

MONTGOMERY & ASSOCIATES

Parameters and Constituents		Standards														Results				
Name	Units	AZ Agricultural Livestock Watering		AZ Aquatic and Wildlife - Ephemeral Acute		AZ Aquatic and Wildlife - Warm Water Acute		AZ Aquatic and Wildlife - Warm Water Chronic		AZ Full Body Contact		AZ Fish Consumption		AZ Partial Body Contact		Dissolved Results	Total Results	Total Recoverable Results	Field Results	Use Exceeded
		Standard	Fraction	Standard	Fraction	Standard	Fraction	Standard	Fraction	Standard	Fraction	Standard	Fraction	Standard	Fraction					
Bacteria																				
E. Coli	MPN/100ml	---	---	---	---	---	---	---	---	235	---	---	---	575	---	---	6.0	---	---	---
Total Coliforms	MPN/100ml	---	---	---	---	---	---	---	---	---	---	---	---	---	---	---	21	---	---	---
Field Parameters																				
Dissolved oxygen	mg/l	---	---	---	---	6	---	6	---	---	---	---	---	---	---	---	---	---	9.05	---
Flow Rate	gallons/minute	---	---	---	---	---	---	---	---	---	---	---	---	---	---	---	---	---	20.30	---
pH (Field)	s.u.	6.5 - 9	---	6.5 - 9	---	6.5 - 9	---	6.5 - 9	---	6.5 - 9	---	---	---	6.5 - 9	---	---	---	---	7.70	---
Specific Conductance (Field)	uS/cm	---	---	---	---	---	---	---	---	---	---	---	---	---	---	---	---	---	170.1	---
Temperature (Field)	Deg C	---	---	---	---	---	---	---	---	---	---	---	---	---	---	---	---	---	13.70	---
Turbidity (Field)	NTUs	---	---	---	---	---	---	---	---	---	---	---	---	---	---	---	---	---	0.92	---
Inorganics																				
Alkalinity (as CaCO3)	mg/l	---	---	---	---	---	---	---	---	---	---	---	---	---	---	---	70.6	---	---	---
Bicarbonate (Calculated by M&A)	mg/l	---	---	---	---	---	---	---	---	---	---	---	---	---	---	---	86.1	---	---	---
Bicarbonate Alkalinity (as CaCO3)	mg/l	---	---	---	---	---	---	---	---	---	---	---	---	---	---	---	70.6	---	---	---
Bromide	mg/l	---	---	---	---	---	---	---	---	---	---	---	---	---	---	---	0.115	---	---	---
Carbonate (Calculated by M&A)	mg/l	---	---	---	---	---	---	---	---	---	---	---	---	---	---	---	--	---	---	---
Carbonate Alkalinity (as CaCO3)	mg/l	---	---	---	---	---	---	---	---	---	---	---	---	---	---	---	<1.00	---	---	---
Chloride	mg/l	---	---	---	---	---	---	---	---	---	---	---	---	---	---	---	7.38	---	---	---
Fluoride	mg/l	---	---	---	---	---	---	---	---	140	---	---	---	140	---	---	0.164	---	---	---
Hardness (as CaCO3)	mg/l	---	---	---	---	---	---	---	---	---	---	---	---	---	---	---	56.7	---	---	---
Nitrate as N	mg/l	---	---	---	---	---	---	---	---	3733.33	---	---	---	3733.33	---	---	<0.10	---	---	---
Nitrate+Nitrite as N	mg/l	---	---	---	---	---	---	---	---	---	---	---	---	---	---	---	<0.20	---	---	---
Nitrate+Nitrite as N (calculated by M&A)	mg/l	---	---	---	---	---	---	---	---	3733.33	---	---	---	3733.33	---	---	--	---	---	---
Nitrite as N	mg/l	---	---	---	---	---	---	---	---	233.33	---	---	---	233.33	---	---	<0.10	---	---	---
Ortho-Phosphate	mg/l	---	---	---	---	---	---	---	---	---	---	---	---	---	---	---	<0.50	---	---	---
Silica	mg/l	---	---	---	---	---	---	---	---	---	---	---	---	---	---	---	43.9	---	---	---
Sulfate	mg/l	---	---	---	---	---	---	---	---	---	---	---	---	---	---	---	9.69	---	---	---
Sulfide	mg/l	---	---	---	---	---	---	---	---	---	---	---	---	---	---	---	<1.00	---	---	---
Lab Parameters																				
Color	Color Units	---	---	---	---	---	---	---	---	---	---	---	---	---	---	---	<1.0	---	---	---
Total Dissolved Solids (Laboratory)	mg/l	---	---	---	---	---	---	---	---	---	---	---	---	---	---	---	96.0	---	---	---
Total Suspended Solids	mg/l	---	---	---	---	---	---	---	---	---	---	---	---	---	---	---	<5.00	---	---	---
Metals																				
Aluminum	mg/l	---	---	---	---	---	---	---	---	---	---	---	---	---	---	---	0.056	---	---	---
Antimony	mg/l	---	---	---	---	0.088	DIS	0.03	DIS	0.747	TRC	0.64	TRC	0.747	TRC	<0.00300	<0.00300	<0.00300	---	---
Arsenic	mg/l	0.2	TRC	0.44	DIS	0.34	DIS	0.15	DIS	0.03	TRC	0.08	TRC	0.28	TRC	<0.00300	<0.00300	<0.00300	---	---
Barium	mg/l	---	---	---	---	---	---	---	---	98	TRC	---	---	98	TRC	0.0184	---	---	---	---
Beryllium	mg/l	---	---	---	---	---	---	---	---	1.867	TRC	0.084	TRC	1.867	TRC	<0.00200	<0.00200	<0.00200	---	---
Boron	mg/l	---	---	---	---	---	---	---	---	186.667	TRC	---	---	186.667	TRC	---	<0.0400	---	---	---
Cadmium	mg/l	0.05	---	0.01313	DIS	0.00453	DIS	0.00038	DIS	0.7	TRC	0.084	TRC	0.7	TRC	<0.00020	<0.00020	<0.00020	---	---
Calcium	mg/l	---	---	---	---	---	---	---	---	---	---	---	---	---	---	---	17.00	---	---	---
Chromium	mg/l	1	---	---	---	---	---	---	---	---	---	---	---	---	---	<0.00600	---	<0.00600	---	---
Chromium, Hexavalent‡	mg/l	---	---	0.034	DIS	0.016	DIS	0.011	DIS	2.8	TRC	0.15	TRC	2.8	TRC	<0.00600	---	<0.00600	---	---
Chromium, Trivalent‡	mg/l	---	---	1.20114	TRC	0.358	TRC	0.04657	TRC	1400	TRC	75	TRC	1400	TRC	<0.00600	---	<0.00600	---	---
Cobalt	mg/l	---	---	---	---	---	---	---	---	---	---	---	---	---	---	---	<0.00600	---	---	---
Copper	mg/l	0.5	TRC	0.0136	DIS	0.0079	DIS	0.0055	DIS	1.3	TRC	---	---	1.3	TRC	<0.0100	<0.0100	<0.0100	---	AZ Aquatic and Wildlife - Warm Water Acute* AZ Aquatic and Wildlife - Warm Water Chronic*

Station Name	DC 8.8 C
Sample ID	RESE-1001211
Sample Date	5/11/2005 9:20:00 AM
Basin	Devils Canyon Watershed
Sub-basin	unknown
QC Type	Original data

Surface Water Hydrochemical Data

MONTGOMERY & ASSOCIATES

Parameters and Constituents		Standards														Results				
Name	Units	AZ Agricultural Livestock Watering		AZ Aquatic and Wildlife - Ephemeral Acute		AZ Aquatic and Wildlife - Warm Water Acute		AZ Aquatic and Wildlife - Warm Water Chronic		AZ Full Body Contact		AZ Fish Consumption		AZ Partial Body Contact		Dissolved Results	Total Results	Total Recoverable Results	Field Results	Use Exceeded
		Standard	Fraction	Standard	Fraction	Standard	Fraction	Standard	Fraction	Standard	Fraction	Standard	Fraction	Standard	Fraction					
Metals																				
Iron	mg/l	---	---	---	---	---	---	1	DIS	---	---	---	---	---	---	---	0.121	---	---	---
Lead	mg/l	0.1	TRC	0.07311	DIS	0.03464	DIS	0.00135	DIS	0.015	TRC	---	---	0.015	TRC	<0.00300	<0.00300	<0.00300	---	AZ Aquatic and Wildlife - Warm Water Chronic*
Magnesium	mg/l	---	---	---	---	---	---	---	---	---	---	---	---	---	---	---	3.46	---	---	---
Manganese	mg/l	---	---	---	---	---	---	---	---	130.66701	---	---	---	130.66701	---	---	---	0.01090	---	---
Mercury	mg/l	0.01	TRC	0.005	DIS	0.0024	DIS	0.00001	DIS	0.28	TRC	---	---	0.28	TRC	<0.00020	<0.00020	---	---	AZ Aquatic and Wildlife - Warm Water Chronic*
Molybdenum	mg/l	---	---	---	---	---	---	---	---	---	---	---	---	---	---	---	<0.00800	---	---	---
Nickel	mg/l	---	---	2.5731	DIS	0.2897	DIS	0.0322	DIS	28	TRC	0.511	TRC	28	TRC	<0.0100	---	<0.0100	---	---
Potassium	mg/l	---	---	---	---	---	---	---	---	---	---	---	---	---	---	---	1.22	---	---	---
Selenium	mg/l	0.05	TRC	0.033	TRC	---	---	0.002	TRC	4.667	TRC	0.667	TRC	4.667	TRC	---	<0.00300	<0.00300	---	AZ Aquatic and Wildlife - Warm Water Chronic*
Silver	mg/l	---	---	0.00121	DIS	0.00121	DIS	---	---	4.667	TRC	8	TRC	4.667	TRC	<0.00010	<0.00010	<0.00010	---	---
Sodium	mg/l	---	---	---	---	---	---	---	---	---	---	---	---	---	---	---	13.60	---	---	---
Thallium	mg/l	---	---	---	---	0.7	DIS	0.15	DIS	0.075	TRC	0.001	TRC	0.075	TRC	<0.00200	<0.00200	---	---	AZ Fish Consumption*
Zinc	mg/l	25	TRC	0.68757	DIS	0.07245	DIS	0.07245	DIS	280	TRC	5.106	TRC	280	TRC	<0.01000	<0.01000	<0.01000	---	---
Other																				
Anions (Laboratory)	meq/l	---	---	---	---	---	---	---	---	---	---	---	---	---	---	---	1.830	---	---	---
Cations (Laboratory)	meq/l	---	---	---	---	---	---	---	---	---	---	---	---	---	---	---	1.760	---	---	---
Ion Balance (Laboratory)	%	---	---	---	---	---	---	---	---	---	---	---	---	---	---	---	-2.00	---	---	---
Total Dissolved Solids (Calc by Lab)	mg/l	---	---	---	---	---	---	---	---	---	---	---	---	---	---	---	151.0	---	---	---

The hardness value used for calculation of hardness-dependent standards is the hardness of the sample itself, not the hardness of a receiving water.
* Detection limit exceeds standard
‡ For comparison only - no analysis exists

Station Name	DC 8.8 C
Sample ID	RESE-1001228
Sample Date	8/16/2005 9:45:00 AM
Basin	Devils Canyon Watershed
Sub-basin	unknown
QC Type	Original data

Surface Water Hydrochemical Data

MONTGOMERY & ASSOCIATES

Parameters and Constituents		Standards														Results				
Name	Units	AZ Agricultural Livestock Watering		AZ Aquatic and Wildlife - Ephemeral Acute		AZ Aquatic and Wildlife - Warm Water Acute		AZ Aquatic and Wildlife - Warm Water Chronic		AZ Full Body Contact		AZ Fish Consumption		AZ Partial Body Contact		Dissolved Results	Total Results	Total Recoverable Results	Field Results	Use Exceeded
		Standard	Fraction	Standard	Fraction	Standard	Fraction	Standard	Fraction	Standard	Fraction	Standard	Fraction	Standard	Fraction					
Bacteria																				
E. Coli	MPN/100ml	---	---	---	---	---	---	---	---	235	---	---	---	575	---	---	50.0	---	---	---
Total Coliforms	MPN/100ml	---	---	---	---	---	---	---	---	---	---	---	---	---	---	---	1600 ge	---	---	---
Field Parameters																				
Depth of Water	in	---	---	---	---	---	---	---	---	---	---	---	---	---	---	---	---	---	6.15	---
Dissolved oxygen	mg/l	---	---	---	---	6	---	6	---	---	---	---	---	---	---	---	---	---	7.26	---
Flow Rate	gallons/minute	---	---	---	---	---	---	---	---	---	---	---	---	---	---	---	---	---	1.00	---
pH (Field)	s.u.	6.5 - 9	---	6.5 - 9	---	6.5 - 9	---	6.5 - 9	---	6.5 - 9	---	---	---	6.5 - 9	---	---	---	---	7.80	---
Specific Conductance (Field)	uS/cm	---	---	---	---	---	---	---	---	---	---	---	---	---	---	---	---	---	116.0	---
Temperature (Field)	Deg C	---	---	---	---	---	---	---	---	---	---	---	---	---	---	---	---	---	22.30	---
Turbidity (Field)	NTUs	---	---	---	---	---	---	---	---	---	---	---	---	---	---	---	---	---	1.76	---
Inorganics																				
Alkalinity (as CaCO3)	mg/l	---	---	---	---	---	---	---	---	---	---	---	---	---	---	---	30.5	---	---	---
Bicarbonate (Calculated by M&A)	mg/l	---	---	---	---	---	---	---	---	---	---	---	---	---	---	---	37.2	---	---	---
Bicarbonate Alkalinity (as CaCO3)	mg/l	---	---	---	---	---	---	---	---	---	---	---	---	---	---	---	30.5	---	---	---
Bromide	mg/l	---	---	---	---	---	---	---	---	---	---	---	---	---	---	---	<0.100	---	---	---
Carbonate (Calculated by M&A)	mg/l	---	---	---	---	---	---	---	---	---	---	---	---	---	---	---	--	---	---	---
Carbonate Alkalinity (as CaCO3)	mg/l	---	---	---	---	---	---	---	---	---	---	---	---	---	---	---	<1.00	---	---	---
Chloride	mg/l	---	---	---	---	---	---	---	---	---	---	---	---	---	---	---	5.37	---	---	---
Fluoride	mg/l	---	---	---	---	---	---	---	---	140	---	---	---	140	---	---	<0.100	---	---	---
Hardness (as CaCO3)	mg/l	---	---	---	---	---	---	---	---	---	---	---	---	---	---	---	34.3	---	---	---
Nitrate as N	mg/l	---	---	---	---	---	---	---	---	3733.33	---	---	---	3733.33	---	---	0.33	---	---	---
Nitrate+Nitrite as N	mg/l	---	---	---	---	---	---	---	---	---	---	---	---	---	---	---	0.33	---	---	---
Nitrate+Nitrite as N (calculated by M&A)	mg/l	---	---	---	---	---	---	---	---	3733.33	---	---	---	3733.33	---	---	0.33	---	---	---
Nitrite as N	mg/l	---	---	---	---	---	---	---	---	233.33	---	---	---	233.33	---	---	<0.10	---	---	---
Ortho-Phosphate	mg/l	---	---	---	---	---	---	---	---	---	---	---	---	---	---	---	<0.50	---	---	---
Silica	mg/l	---	---	---	---	---	---	---	---	---	---	---	---	---	---	---	35.0	---	---	---
Sulfate	mg/l	---	---	---	---	---	---	---	---	---	---	---	---	---	---	---	14.90	---	---	---
Sulfide	mg/l	---	---	---	---	---	---	---	---	---	---	---	---	---	---	---	<1.00	---	---	---
Lab Parameters																				
Color	Color Units	---	---	---	---	---	---	---	---	---	---	---	---	---	---	---	19.0	---	---	---
Total Dissolved Solids (Laboratory)	mg/l	---	---	---	---	---	---	---	---	---	---	---	---	---	---	---	111.0	---	---	---
Total Suspended Solids	mg/l	---	---	---	---	---	---	---	---	---	---	---	---	---	---	---	6.00	---	---	---
Metals																				
Aluminum	mg/l	---	---	---	---	---	---	---	---	---	---	---	---	---	---	---	0.205	---	---	---
Antimony	mg/l	---	---	---	---	0.088	DIS	0.03	DIS	0.747	TRC	0.64	TRC	0.747	TRC	<0.00300	<0.00300	<0.00300	---	---
Arsenic	mg/l	0.2	TRC	0.44	DIS	0.34	DIS	0.15	DIS	0.03	TRC	0.08	TRC	0.28	TRC	0.00570	0.00520	0.00520	---	---
Barium	mg/l	---	---	---	---	---	---	---	---	98	TRC	---	---	98	TRC	0.0236	---	---	---	---
Beryllium	mg/l	---	---	---	---	---	---	---	---	1.867	TRC	0.084	TRC	1.867	TRC	<0.00200	<0.00200	<0.00200	---	---
Boron	mg/l	---	---	---	---	---	---	---	---	186.667	TRC	---	---	186.667	TRC	---	<0.0400	---	---	---
Cadmium	mg/l	0.05	---	0.00805	DIS	0.00278	DIS	0.00027	DIS	0.7	TRC	0.084	TRC	0.7	TRC	<0.00020	0.00010	<0.00020	---	---
Calcium	mg/l	---	---	---	---	---	---	---	---	---	---	---	---	---	---	---	9.79	---	---	---
Chromium	mg/l	1	---	---	---	---	---	---	---	---	---	---	---	---	---	<0.00600	---	<0.00600	---	---
Chromium, Hexavalent‡	mg/l	---	---	0.034	DIS	0.016	DIS	0.011	DIS	2.8	TRC	0.15	TRC	2.8	TRC	<0.00600	---	<0.00600	---	---
Chromium, Trivalent‡	mg/l	---	---	0.79582	TRC	0.23719	TRC	0.03085	TRC	1400	TRC	75	TRC	1400	TRC	<0.00600	---	<0.00600	---	---
Cobalt	mg/l	---	---	---	---	---	---	---	---	---	---	---	---	---	---	---	<0.00600	---	---	---

Station Name	DC 8.8 C
Sample ID	RESE-1001228
Sample Date	8/16/2005 9:45:00 AM
Basin	Devils Canyon Watershed
Sub-basin	unknown
QC Type	Original data

Surface Water Hydrochemical Data

MONTGOMERY & ASSOCIATES

Parameters and Constituents		Standards														Results				
Name	Units	AZ Agricultural Livestock Watering		AZ Aquatic and Wildlife - Ephemeral Acute		AZ Aquatic and Wildlife - Warm Water Acute		AZ Aquatic and Wildlife - Warm Water Chronic		AZ Full Body Contact		AZ Fish Consumption		AZ Partial Body Contact		Dissolved Results	Total Results	Total Recoverable Results	Field Results	Use Exceeded
		Standard	Fraction	Standard	Fraction	Standard	Fraction	Standard	Fraction	Standard	Fraction	Standard	Fraction	Standard	Fraction					
Metals																				
Copper	mg/l	0.5	TRC	0.0085	DIS	0.0049	DIS	0.0036	DIS	1.3	TRC	---	---	1.3	TRC	<0.0100	0.0120	<0.0100	---	AZ Aquatic and Wildlife - Ephemeral Acute* AZ Aquatic and Wildlife - Warm Water Acute* AZ Aquatic and Wildlife - Warm Water Chronic*
Iron	mg/l	---	---	---	---	---	---	1	DIS	---	---	---	---	---	---	---	0.203	---	---	---
Lead	mg/l	0.1	TRC	0.04179	DIS	0.0198	DIS	0.00077	DIS	0.015	TRC	---	---	0.015	TRC	<0.00300	<0.00300	<0.00300	---	AZ Aquatic and Wildlife - Warm Water Chronic*
Magnesium	mg/l	---	---	---	---	---	---	---	---	---	---	---	---	---	---	---	2.39	---	---	---
Manganese	mg/l	---	---	---	---	---	---	---	---	130.66701	---	---	---	130.66701	---	---	---	0.02970	---	---
Mercury	mg/l	0.01	TRC	0.005	DIS	0.0024	DIS	0.00001	DIS	0.28	TRC	---	---	0.28	TRC	<0.00020	<0.00020	---	---	AZ Aquatic and Wildlife - Warm Water Chronic*
Molybdenum	mg/l	---	---	---	---	---	---	---	---	---	---	---	---	---	---	---	<0.00800	---	---	---
Nickel	mg/l	---	---	1.6818	DIS	0.1894	DIS	0.021	DIS	28	TRC	0.511	TRC	28	TRC	<0.0100	---	<0.0100	---	---
Potassium	mg/l	---	---	---	---	---	---	---	---	---	---	---	---	---	---	---	2.21	---	---	---
Selenium	mg/l	0.05	TRC	0.033	TRC	---	---	0.002	TRC	4.667	TRC	0.667	TRC	4.667	TRC	---	<0.00300	<0.00300	---	AZ Aquatic and Wildlife - Warm Water Chronic*
Silver	mg/l	---	---	0.00051	DIS	0.00051	DIS	---	---	4.667	TRC	8	TRC	4.667	TRC	---	<0.00010	---	---	---
Sodium	mg/l	---	---	---	---	---	---	---	---	---	---	---	---	---	---	---	7.92	---	---	---
Thallium	mg/l	---	---	---	---	0.7	DIS	0.15	DIS	0.075	TRC	0.001	TRC	0.075	TRC	<0.00200	<0.00200	---	---	AZ Fish Consumption*
Zinc	mg/l	25	TRC	0.44912	DIS	0.04733	DIS	0.04733	DIS	280	TRC	5.106	TRC	280	TRC	<0.01000	<0.01000	<0.01000	---	---

The hardness value used for calculation of hardness-dependent standards is the hardness of the sample itself, not the hardness of a receiving water.
* Detection limit exceeds standard
‡ For comparison only - no analysis exists

Surface Water Hydrochemical Data

Station Name	DC 8.8 C
Sample ID	z
Sample Date	2/24/2009
Basin	Devils Canyon Watershed
Sub-basin	unknown
QC Type	Original data

Parameters and Constituents		Standards														Results				
Name	Units	AZ Agricultural Livestock Watering		AZ Aquatic and Wildlife - Ephemeral Acute		AZ Aquatic and Wildlife - Warm Water Acute		AZ Aquatic and Wildlife - Warm Water Chronic		AZ Full Body Contact		AZ Fish Consumption		AZ Partial Body Contact		Dissolved Results	Total Results	Total Recoverable Results	Field Results	Use Exceeded
		Standard	Fraction	Standard	Fraction	Standard	Fraction	Standard	Fraction	Standard	Fraction	Standard	Fraction	Standard	Fraction					
Field Parameters																				
Flow Rate	gallons/minute	---	---	---	---	---	---	---	---	---	---	---	---	---	---	---	---	---	1373.00	---

The hardness value used for calculation of hardness-dependent standards is the hardness of the sample itself, not the hardness of a receiving water.

Station Name	DC 8.8 C
Sample ID	RESE-1002230
Sample Date	5/3/2012 10:10:00 AM
Basin	Devils Canyon Watershed
Sub-basin	unknown
QC Type	Original data

Surface Water Hydrochemical Data

MONTGOMERY & ASSOCIATES

Parameters and Constituents		Standards														Results				
Name	Units	AZ Agricultural Livestock Watering		AZ Aquatic and Wildlife - Ephemeral Acute		AZ Aquatic and Wildlife - Warm Water Acute		AZ Aquatic and Wildlife - Warm Water Chronic		AZ Full Body Contact		AZ Fish Consumption		AZ Partial Body Contact		Dissolved Results	Total Results	Total Recoverable Results	Field Results	Use Exceeded
		Standard	Fraction	Standard	Fraction	Standard	Fraction	Standard	Fraction	Standard	Fraction	Standard	Fraction	Standard	Fraction					
Field Parameters																				
Dissolved oxygen	mg/l	---	---	---	---	6	---	6	---	---	---	---	---	---	---	---	---	---	7.40	---
Flow Rate	gallons/minute	---	---	---	---	---	---	---	---	---	---	---	---	---	---	---	---	---	40.00 j	---
pH (Field)	s.u.	6.5 - 9	---	6.5 - 9	---	6.5 - 9	---	6.5 - 9	---	6.5 - 9	---	---	---	6.5 - 9	---	---	---	---	7.56	---
Specific Conductance (Field)	uS/cm	---	---	---	---	---	---	---	---	---	---	---	---	---	---	---	---	---	146.0	---
Temperature (Field)	Deg C	---	---	---	---	---	---	---	---	---	---	---	---	---	---	---	---	---	16.33	---
Turbidity (Field)	NTUs	---	---	---	---	---	---	---	---	---	---	---	---	---	---	---	---	---	2.06	---
Inorganics																				
Alkalinity (as CaCO3)	mg/l	---	---	---	---	---	---	---	---	---	---	---	---	---	---	---	77.6	---	---	---
Bicarbonate (Calculated by M&A)	mg/l	---	---	---	---	---	---	---	---	---	---	---	---	---	---	---	94.7	---	---	---
Bicarbonate Alkalinity (as CaCO3)	mg/l	---	---	---	---	---	---	---	---	---	---	---	---	---	---	---	77.6	---	---	---
Bromide	mg/l	---	---	---	---	---	---	---	---	---	---	---	---	---	---	---	<0.100	---	---	---
Carbonate (Calculated by M&A)	mg/l	---	---	---	---	---	---	---	---	---	---	---	---	---	---	---	--	---	---	---
Carbonate Alkalinity (as CaCO3)	mg/l	---	---	---	---	---	---	---	---	---	---	---	---	---	---	---	<1.00	---	---	---
Chloride	mg/l	---	---	---	---	---	---	---	---	---	---	---	---	---	---	---	7.26	---	---	---
Fluoride	mg/l	---	---	---	---	---	---	---	---	140	---	---	---	140	---	---	0.240	---	---	---
Hardness (as CaCO3)	mg/l	---	---	---	---	---	---	---	---	---	---	---	---	---	---	---	---	58.7	---	---
Silica	mg/l	---	---	---	---	---	---	---	---	---	---	---	---	---	---	39.4	---	---	---	---
Sulfate	mg/l	---	---	---	---	---	---	---	---	---	---	---	---	---	---	---	6.84	---	---	---
Lab Parameters																				
Total Dissolved Solids (Laboratory)	mg/l	---	---	---	---	---	---	---	---	---	---	---	---	---	---	---	139.0 j	---	---	---
Total Suspended Solids	mg/l	---	---	---	---	---	---	---	---	---	---	---	---	---	---	---	<5.00	---	---	---
Metals																				
Aluminum	mg/l	---	---	---	---	---	---	---	---	---	---	---	---	---	---	<0.0808	---	---	---	---
Antimony	mg/l	---	---	---	---	0.088	DIS	0.03	DIS	0.747	TRC	0.64	TRC	0.747	TRC	<0.00300	---	<0.00380	---	---
Arsenic	mg/l	0.2	TRC	0.44	DIS	0.34	DIS	0.15	DIS	0.03	TRC	0.08	TRC	0.28	TRC	<0.00670	---	<0.00330	---	---
Barium	mg/l	---	---	---	---	---	---	---	---	98	TRC	---	---	98	TRC	---	---	0.0183	---	---
Beryllium	mg/l	---	---	---	---	---	---	---	---	1.867	TRC	0.084	TRC	1.867	TRC	---	---	<0.00031	---	---
Boron	mg/l	---	---	---	---	---	---	---	---	186.667	TRC	---	---	186.667	TRC	---	---	0.0144 j	---	---
Cadmium	mg/l	0.05	---	0.08761	DIS	0.03023	DIS	0.00147	DIS	0.7	TRC	0.084	TRC	0.7	TRC	<0.000014	---	<0.00029	---	---
Calcium	mg/l	---	---	---	---	---	---	---	---	---	---	---	---	---	---	---	---	17.60	---	---
Chromium	mg/l	1	---	---	---	---	---	---	---	---	---	---	---	---	---	---	---	<0.00075	---	---
Chromium, Hexavalent‡	mg/l	---	---	0.034	DIS	0.016	DIS	0.011	DIS	2.8	TRC	0.15	TRC	2.8	TRC	---	---	<0.00075	---	---
Chromium, Trivalent‡	mg/l	---	---	5.9497	TRC	1.7733	TRC	0.23067	TRC	1400	TRC	75	TRC	1400	TRC	---	---	<0.00075	---	---
Cobalt	mg/l	---	---	---	---	---	---	---	---	---	---	---	---	---	---	<0.00140	---	---	---	---
Copper	mg/l	0.5	TRC	0.0859	DIS	0.0496	DIS	0.0293	DIS	1.3	TRC	---	---	1.3	TRC	0.0025	---	0.0032 j	---	---
Iron	mg/l	---	---	---	---	---	---	1	DIS	---	---	---	---	---	---	0.0593 j	---	---	---	---
Lead	mg/l	0.1	TRC	0.59271	DIS	0.28085	DIS	0.01094	DIS	0.015	TRC	---	---	0.015	TRC	0.00013 j	---	<0.000072	---	---
Magnesium	mg/l	---	---	---	---	---	---	---	---	---	---	---	---	---	---	---	---	3.56	---	---
Manganese	mg/l	---	---	---	---	---	---	---	---	130.66701	---	---	---	130.66701	---	0.00830	---	0.01260	---	---
Mercury	mg/l	0.01	TRC	0.005	DIS	0.0024	DIS	0.00001	DIS	0.28	TRC	---	---	0.28	TRC	---	<0.000054	---	---	AZ Aquatic and Wildlife - Warm Water Chronic*
Molybdenum	mg/l	---	---	---	---	---	---	---	---	---	---	---	---	---	---	<0.00210	---	---	---	---
Nickel	mg/l	---	---	13.4358	DIS	1.5129	DIS	0.168	DIS	28	TRC	0.511	TRC	28	TRC	0.0012	---	<0.0020	---	---
Potassium	mg/l	---	---	---	---	---	---	---	---	---	---	---	---	---	---	---	---	1.21	---	---
Selenium	mg/l	0.05	TRC	0.033	TRC	---	---	0.002	TRC	4.667	TRC	0.667	TRC	4.667	TRC	0.00034 j+	---	<0.00028	---	---
Silver	mg/l	---	---	0.03491	DIS	0.03491	DIS	---	---	4.667	TRC	8	TRC	4.667	TRC	<0.000014	---	<0.00070	---	---

Station Name	DC 8.8 C
Sample ID	RESE-1002230
Sample Date	5/3/2012 10:10:00 AM
Basin	Devils Canyon Watershed
Sub-basin	unknown
QC Type	Original data

Surface Water Hydrochemical Data

MONTGOMERY & ASSOCIATES

Parameters and Constituents		Standards														Results				
Name	Units	AZ Agricultural Livestock Watering		AZ Aquatic and Wildlife - Ephemeral Acute		AZ Aquatic and Wildlife - Warm Water Acute		AZ Aquatic and Wildlife - Warm Water Chronic		AZ Full Body Contact		AZ Fish Consumption		AZ Partial Body Contact		Dissolved Results	Total Results	Total Recoverable Results	Field Results	Use Exceeded
		Standard	Fraction	Standard	Fraction	Standard	Fraction	Standard	Fraction	Standard	Fraction	Standard	Fraction	Standard	Fraction					
Metals																				
Sodium	mg/l	---	---	---	---	---	---	---	---	---	---	---	---	---	---	---	---	14.80	---	---
Strontium (by isotope dilution)	ppm	---	---	---	---	---	---	---	---	---	---	---	---	---	---	---	0.0910	---	---	---
Thallium	mg/l	---	---	---	---	0.7	DIS	0.15	DIS	0.075	TRC	0.001	TRC	0.075	TRC	<0.000008	---	<0.000009	---	---
Zinc	mg/l	25	TRC	3.5994	DIS	0.3793	DIS	0.3793	DIS	280	TRC	5.106	TRC	280	TRC	0.00520 j	---	<0.00130	---	---
Radiogenic Isotopes																				
Carbon 14	pmC	---	---	---	---	---	---	---	---	---	---	---	---	---	---	---	87.97	---	---	---
Strontium 87/86	none	---	---	---	---	---	---	---	---	---	---	---	---	---	---	---	0.710208	---	---	---
Tritium	TU	---	---	---	---	---	---	---	---	---	---	---	---	---	---	---	2.77	---	---	---
Stable Isotopes																				
Delta Carbon-13 of DIC	per mil	---	---	---	---	---	---	---	---	---	---	---	---	---	---	---	-14.7	---	---	---
Delta Deuterium	per mil	---	---	---	---	---	---	---	---	---	---	---	---	---	---	---	-61.2	---	---	---
Delta Oxygen-18	per mil	---	---	---	---	---	---	---	---	---	---	---	---	---	---	---	-8.32	---	---	---
Delta Oxygen-18 of Sulfate	per mil	---	---	---	---	---	---	---	---	---	---	---	---	---	---	---	2.6	---	---	---
Delta Sulfur-34	per mil	---	---	---	---	---	---	---	---	---	---	---	---	---	---	---	13.5	---	---	---

The hardness value used for calculation of hardness-dependent standards is the hardness of the sample itself, not the hardness of a receiving water.
* Detection limit exceeds standard
‡ For comparison only - no analysis exists

Explanation of Codes

Absent = Analyte not present
ge = Greater than or equal to reported value
i = Insufficient sample
j = Estimated value
j+ = Estimated value, high bias
j- = Estimated value, low bias
Lost = Sample lost in processing
n = Not measured
na = Not available
Present = Analyte was detected

ND = Not Detected
Not Applicable = Analyte not applicable
q = Uncertain value
r = Unusable data
< = Less than reported detection limit
> = Greater than reported value
d = Diluted. Diluted samples are indicated only when value is estimated.
LD = Laboratory duplicate
SP = Split sample
SPD = Split-Duplicate

Station Name	DC 8.2 W
Sample ID	RESE-1001006
Sample Date	5/20/2003 2:00:00 PM
Basin	Devils Canyon Watershed
Sub-basin	unknown
QC Type	Original data

Surface Water Hydrochemical Data

MONTGOMERY & ASSOCIATES

Parameters and Constituents		Standards														Results				
Name	Units	AZ Agricultural Livestock Watering		AZ Aquatic and Wildlife - Ephemeral Acute		AZ Aquatic and Wildlife - Warm Water Acute		AZ Aquatic and Wildlife - Warm Water Chronic		AZ Full Body Contact		AZ Fish Consumption		AZ Partial Body Contact		Dissolved Results	Total Results	Total Recoverable Results	Field Results	Use Exceeded
		Standard	Fraction	Standard	Fraction	Standard	Fraction	Standard	Fraction	Standard	Fraction	Standard	Fraction	Standard	Fraction					
Bacteria																				
E. Coli	none	---	---	---	---	---	---	---	---	235	---	---	---	575	---	---	Absent	---	---	---
Total Coliforms	none	---	---	---	---	---	---	---	---	---	---	---	---	---	---	---	Present	---	---	---
Field Parameters																				
Dissolved oxygen	mg/l	---	---	---	---	6	---	6	---	---	---	---	---	---	---	---	---	---	5.89	AZ Aquatic and Wildlife - Warm Water Acute† AZ Aquatic and Wildlife - Warm Water Chronic†
Flow Rate	gallons/minute	---	---	---	---	---	---	---	---	---	---	---	---	---	---	---	---	---	10.90	---
pH (Field)	s.u.	6.5 - 9	---	6.5 - 9	---	6.5 - 9	---	6.5 - 9	---	6.5 - 9	---	---	---	6.5 - 9	---	---	---	---	7.60	---
Specific Conductance (Field)	uS/cm	---	---	---	---	---	---	---	---	---	---	---	---	---	---	---	---	---	266.0	---
Temperature (Field)	Deg C	---	---	---	---	---	---	---	---	---	---	---	---	---	---	---	---	---	23.60	---
Turbidity (Field)	NTUs	---	---	---	---	---	---	---	---	---	---	---	---	---	---	---	---	---	0.52	---
Inorganics																				
Alkalinity (as CaCO3)	mg/l	---	---	---	---	---	---	---	---	---	---	---	---	---	---	---	136	---	---	---
Bicarbonate (Calculated by M&A)	mg/l	---	---	---	---	---	---	---	---	---	---	---	---	---	---	---	166	---	---	---
Bicarbonate Alkalinity (as CaCO3)	mg/l	---	---	---	---	---	---	---	---	---	---	---	---	---	---	---	136	---	---	---
Bromide	mg/l	---	---	---	---	---	---	---	---	---	---	---	---	---	---	<0.100	---	---	---	---
Carbonate (Calculated by M&A)	mg/l	---	---	---	---	---	---	---	---	---	---	---	---	---	---	---	--	---	---	---
Carbonate Alkalinity (as CaCO3)	mg/l	---	---	---	---	---	---	---	---	---	---	---	---	---	---	---	<1.00	---	---	---
Chloride	mg/l	---	---	---	---	---	---	---	---	---	---	---	---	---	---	---	4.77	---	---	---
Cyanide, Free	mg/l	0.2	TRC	0.08	TRC	0.04	TRC	0.01	TRC	18.67	TRC	16	TRC	18.67	TRC	---	<0.10	---	---	AZ Aquatic and Wildlife - Ephemeral Acute* AZ Aquatic and Wildlife - Warm Water Acute* AZ Aquatic and Wildlife - Warm Water Chronic*
Fluoride	mg/l	---	---	---	---	---	---	---	---	140	---	---	---	140	---	0.340	---	---	---	---
Hardness (as CaCO3)	mg/l	---	---	---	---	---	---	---	---	---	---	---	---	---	---	---	95.7	---	---	---
Nitrate as N	mg/l	---	---	---	---	---	---	---	---	3733.33	---	---	---	3733.33	---	---	0.49	---	---	---
Nitrate+Nitrite as N	mg/l	---	---	---	---	---	---	---	---	---	---	---	---	---	---	---	0.49	---	---	---
Nitrate+Nitrite as N (calculated by M&A)	mg/l	---	---	---	---	---	---	---	---	3733.33	---	---	---	3733.33	---	---	0.49	---	---	---
Nitrite as N	mg/l	---	---	---	---	---	---	---	---	233.33	---	---	---	233.33	---	---	<0.10	---	---	---
Ortho-Phosphate	mg/l	---	---	---	---	---	---	---	---	---	---	---	---	---	---	---	<0.50	---	---	---
Silica	mg/l	---	---	---	---	---	---	---	---	---	---	---	---	---	---	---	70.4	---	---	---
Sulfate	mg/l	---	---	---	---	---	---	---	---	---	---	---	---	---	---	---	4.14	---	---	---
Sulfide	mg/l	---	---	---	---	---	---	---	---	---	---	---	---	---	---	---	<1.000	---	---	---
Lab Parameters																				
Color	Color Units	---	---	---	---	---	---	---	---	---	---	---	---	---	---	---	<1.0	---	---	---
Total Dissolved Solids (Laboratory)	mg/l	---	---	---	---	---	---	---	---	---	---	---	---	---	---	---	231	---	---	---
Total Suspended Solids	mg/l	---	---	---	---	---	---	---	---	---	---	---	---	---	---	---	<5.00	---	---	---
Metals																				
Aluminum	mg/l	---	---	---	---	---	---	---	---	---	---	---	---	---	---	---	<0.0200	---	---	---
Antimony	mg/l	---	---	---	---	0.088	DIS	0.03	DIS	0.747	TRC	0.64	TRC	0.747	TRC	<0.00600	<0.00600	<0.00600	---	---
Arsenic	mg/l	0.2	TRC	0.44	DIS	0.34	DIS	0.15	DIS	0.03	TRC	0.08	TRC	0.28	TRC	<0.00300	<0.00300	<0.00300	---	---
Barium	mg/l	---	---	---	---	---	---	---	---	98	TRC	---	---	98	TRC	0.0176	---	---	---	---
Beryllium	mg/l	---	---	---	---	---	---	---	---	1.867	TRC	0.084	TRC	1.867	TRC	<0.00200	<0.00200	<0.00200	---	---
Boron	mg/l	---	---	---	---	---	---	---	---	186.667	TRC	---	---	186.667	TRC	<0.0400	---	---	---	---
Cadmium	mg/l	0.05	---	0.021851	DIS	0.00754	DIS	0.000544	DIS	0.7	TRC	0.084	TRC	0.7	TRC	<0.000100	<0.000100	<0.000100	---	---
Calcium	mg/l	---	---	---	---	---	---	---	---	---	---	---	---	---	---	---	29.3	---	---	---
Chromium	mg/l	1	---	---	---	---	---	---	---	---	---	---	---	---	---	---	---	<0.00600	---	---
Chromium, Hexavalent‡	mg/l	---	---	0.034	DIS	0.016	DIS	0.011	DIS	2.8	TRC	0.15	TRC	2.8	TRC	---	---	<0.00600	---	---

Station Name	DC 8.2 W
Sample ID	RESE-1001006
Sample Date	5/20/2003 2:00:00 PM
Basin	Devils Canyon Watershed
Sub-basin	unknown
QC Type	Original data

Surface Water Hydrochemical Data

MONTGOMERY & ASSOCIATES

Parameters and Constituents		Standards														Results				
Name	Units	AZ Agricultural Livestock Watering		AZ Aquatic and Wildlife - Ephemeral Acute		AZ Aquatic and Wildlife - Warm Water Acute		AZ Aquatic and Wildlife - Warm Water Chronic		AZ Full Body Contact		AZ Fish Consumption		AZ Partial Body Contact		Dissolved Results	Total Results	Total Recoverable Results	Field Results	Use Exceeded
		Standard	Fraction	Standard	Fraction	Standard	Fraction	Standard	Fraction	Standard	Fraction	Standard	Fraction	Standard	Fraction					
Metals																				
Chromium, Trivalent‡	mg/l	---	---	1.84406	TRC	0.54962	TRC	0.07149	TRC	1400	TRC	75	TRC	1400	TRC	---	---	<0.00600	---	---
Cobalt	mg/l	---	---	---	---	---	---	---	---	---	---	---	---	---	---	---	<0.00600	---	---	---
Copper	mg/l	0.5	TRC	0.02232	DIS	0.01289	DIS	0.00863	DIS	1.3	TRC	---	---	1.3	TRC	<0.00300	<0.00300	<0.00300	---	---
Iron	mg/l	---	---	---	---	---	---	1	DIS	---	---	---	---	---	---	---	<0.0200	---	---	---
Lead	mg/l	0.1	TRC	0.129923	DIS	0.061562	DIS	0.002399	DIS	0.015	TRC	---	---	0.015	TRC	<0.003000	<0.005000	<0.003000	---	AZ Aquatic and Wildlife - Warm Water Chronic*
Magnesium	mg/l	---	---	---	---	---	---	---	---	---	---	---	---	---	---	---	5.50	---	---	---
Manganese	mg/l	---	---	---	---	---	---	---	---	130.66701	---	---	---	130.66701	---	---	---	<0.00200	---	---
Mercury	mg/l	0.01	TRC	0.005	DIS	0.0024	DIS	0.00001	DIS	0.28	TRC	---	---	0.28	TRC	<0.00020	<0.00020	---	---	AZ Aquatic and Wildlife - Warm Water Chronic*
Molybdenum	mg/l	---	---	---	---	---	---	---	---	---	---	---	---	---	---	---	0.00850	---	---	---
Nickel	mg/l	---	---	4.00656	DIS	0.45114	DIS	0.05011	DIS	28	TRC	0.511	TRC	28	TRC	<0.01000	---	<0.01000	---	---
Potassium	mg/l	---	---	---	---	---	---	---	---	---	---	---	---	---	---	---	1.00	---	---	---
Selenium	mg/l	0.05	TRC	0.033	TRC	---	---	0.002	TRC	4.667	TRC	0.667	TRC	4.667	TRC	---	<0.00300	<0.00600	---	AZ Aquatic and Wildlife - Warm Water Chronic*
Silver	mg/l	---	---	0.002983	DIS	0.002983	DIS	---	---	4.667	TRC	8	TRC	4.667	TRC	<0.000100	<0.000100	<0.000100	---	---
Sodium	mg/l	---	---	---	---	---	---	---	---	---	---	---	---	---	---	---	22.1	---	---	---
Thallium	mg/l	---	---	---	---	0.7	DIS	0.15	DIS	0.075	TRC	0.001	TRC	0.075	TRC	<0.00200	---	<0.00200	---	AZ Fish Consumption*
Uranium	mg/l	---	---	---	---	---	---	---	---	2.8	---	---	---	2.8	---	---	0.00050	---	---	---
Zinc	mg/l	25	TRC	1.07135	DIS	0.1129	DIS	0.1129	DIS	280	TRC	5.106	TRC	280	TRC	<0.00500	<0.00500	<0.00500	---	---
Other																				
Anions (Laboratory)	meq/l	---	---	---	---	---	---	---	---	---	---	---	---	---	---	---	2.94	---	---	---
Cations (Laboratory)	meq/l	---	---	---	---	---	---	---	---	---	---	---	---	---	---	---	2.90	---	---	---
Radiologicals																				
Gross Alpha	pCi/l	---	---	---	---	---	---	---	---	---	---	---	---	---	---	---	<2.30	---	---	---
Gross Beta	pCi/l	---	---	---	---	---	---	---	---	---	---	---	---	---	---	---	<3.40	---	---	---
Radionuclides																				
Radium 226	pCi/l	---	---	---	---	---	---	---	---	---	---	---	---	---	---	---	<1.10	---	---	---
Radium 226 + Radium 228	pCi/l	---	---	---	---	---	---	---	---	---	---	---	---	---	---	---	--	---	---	---
Radium 228	pCi/l	---	---	---	---	---	---	---	---	---	---	---	---	---	---	---	<1.40	---	---	---

The hardness value used for calculation of hardness-dependent standards is the hardness of the sample itself, not the hardness of a receiving water.
* Detection limit exceeds standard
† Exceedance is considered less than regulatory limit
‡ For comparison only - no analysis exists

Station Name	DC 8.2 W
Sample ID	RESE-1001017
Sample Date	8/21/2003 8:00:00 AM
Basin	Devils Canyon Watershed
Sub-basin	unknown
QC Type	Original data

Surface Water Hydrochemical Data

MONTGOMERY & ASSOCIATES

Parameters and Constituents		Standards														Results				
Name	Units	AZ Agricultural Livestock Watering		AZ Aquatic and Wildlife - Ephemeral Acute		AZ Aquatic and Wildlife - Warm Water Acute		AZ Aquatic and Wildlife - Warm Water Chronic		AZ Full Body Contact		AZ Fish Consumption		AZ Partial Body Contact		Dissolved Results	Total Results	Total Recoverable Results	Field Results	Use Exceeded
		Standard	Fraction	Standard	Fraction	Standard	Fraction	Standard	Fraction	Standard	Fraction	Standard	Fraction	Standard	Fraction					
Bacteria																				
E. Coli	none	---	---	---	---	---	---	---	---	235	---	---	---	575	---	---	Absent	---	---	---
Total Coliforms	none	---	---	---	---	---	---	---	---	---	---	---	---	---	---	---	Present	---	---	---
Field Parameters																				
Depth of Water	in	---	---	---	---	---	---	---	---	---	---	---	---	---	---	---	---	---	4.68	---
Dissolved oxygen	mg/l	---	---	---	---	6	---	6	---	---	---	---	---	---	---	---	---	---	5.89	AZ Aquatic and Wildlife - Warm Water Acute† AZ Aquatic and Wildlife - Warm Water Chronic†
Flow Rate	gallons/minute	---	---	---	---	---	---	---	---	---	---	---	---	---	---	---	---	---	10.90	---
pH (Field)	s.u.	6.5 - 9	---	6.5 - 9	---	6.5 - 9	---	6.5 - 9	---	6.5 - 9	---	---	---	6.5 - 9	---	---	---	---	7.20	---
Specific Conductance (Field)	uS/cm	---	---	---	---	---	---	---	---	---	---	---	---	---	---	---	---	---	229.0	---
Temperature (Field)	Deg C	---	---	---	---	---	---	---	---	---	---	---	---	---	---	---	---	---	23.40	---
Turbidity (Field)	NTUs	---	---	---	---	---	---	---	---	---	---	---	---	---	---	---	---	---	0.27	---
Inorganics																				
Alkalinity (as CaCO3)	mg/l	---	---	---	---	---	---	---	---	---	---	---	---	---	---	---	144	---	---	---
Bicarbonate (Calculated by M&A)	mg/l	---	---	---	---	---	---	---	---	---	---	---	---	---	---	---	176	---	---	---
Bicarbonate Alkalinity (as CaCO3)	mg/l	---	---	---	---	---	---	---	---	---	---	---	---	---	---	---	144	---	---	---
Bromide	mg/l	---	---	---	---	---	---	---	---	---	---	---	---	---	---	<0.100	---	---	---	---
Carbonate (Calculated by M&A)	mg/l	---	---	---	---	---	---	---	---	---	---	---	---	---	---	---	--	---	---	---
Carbonate Alkalinity (as CaCO3)	mg/l	---	---	---	---	---	---	---	---	---	---	---	---	---	---	---	<1.00	---	---	---
Chloride	mg/l	---	---	---	---	---	---	---	---	---	---	---	---	---	---	---	4.70	---	---	---
Cyanide, Total	mg/l	---	---	---	---	---	---	---	---	---	---	---	---	---	---	---	<0.010	---	---	---
Fluoride	mg/l	---	---	---	---	---	---	---	---	140	---	---	---	140	---	0.370	---	---	---	---
Hardness (as CaCO3)	mg/l	---	---	---	---	---	---	---	---	---	---	---	---	---	---	---	99.0	---	---	---
Nitrate as N	mg/l	---	---	---	---	---	---	---	---	3733.33	---	---	---	3733.33	---	---	0.38	---	---	---
Nitrate+Nitrite as N	mg/l	---	---	---	---	---	---	---	---	---	---	---	---	---	---	---	0.38	---	---	---
Nitrate+Nitrite as N (calculated by M&A)	mg/l	---	---	---	---	---	---	---	---	3733.33	---	---	---	3733.33	---	---	0.38	---	---	---
Nitrite as N	mg/l	---	---	---	---	---	---	---	---	233.33	---	---	---	233.33	---	---	<0.10	---	---	---
Ortho-Phosphate	mg/l	---	---	---	---	---	---	---	---	---	---	---	---	---	---	---	<0.50	---	---	---
Silica	mg/l	---	---	---	---	---	---	---	---	---	---	---	---	---	---	---	76.1	---	---	---
Sulfate	mg/l	---	---	---	---	---	---	---	---	---	---	---	---	---	---	---	3.63	---	---	---
Sulfide	mg/l	---	---	---	---	---	---	---	---	---	---	---	---	---	---	---	<1.000	---	---	---
Lab Parameters																				
Color	Color Units	---	---	---	---	---	---	---	---	---	---	---	---	---	---	---	10.0	---	---	---
Total Dissolved Solids (Laboratory)	mg/l	---	---	---	---	---	---	---	---	---	---	---	---	---	---	---	218	---	---	---
Total Suspended Solids	mg/l	---	---	---	---	---	---	---	---	---	---	---	---	---	---	---	<5.00	---	---	---
Metals																				
Aluminum	mg/l	---	---	---	---	---	---	---	---	---	---	---	---	---	---	---	<0.0200	---	---	---
Antimony	mg/l	---	---	---	---	0.088	DIS	0.03	DIS	0.747	TRC	0.64	TRC	0.747	TRC	<0.00600	<0.00600	<0.00600	---	---
Arsenic	mg/l	0.2	TRC	0.44	DIS	0.34	DIS	0.15	DIS	0.03	TRC	0.08	TRC	0.28	TRC	<0.00300	<0.00300	<0.00300	---	---
Barium	mg/l	---	---	---	---	---	---	---	---	98	TRC	---	---	98	TRC	0.0200	---	---	---	---
Beryllium	mg/l	---	---	---	---	---	---	---	---	1.867	TRC	0.084	TRC	1.867	TRC	<0.00200	<0.00200	<0.00200	---	---
Boron	mg/l	---	---	---	---	---	---	---	---	186.667	TRC	---	---	186.667	TRC	---	<0.0400	---	---	---
Cadmium	mg/l	0.05	---	0.022583	DIS	0.007793	DIS	0.000557	DIS	0.7	TRC	0.084	TRC	0.7	TRC	<0.000100	<0.000100	<0.000100	---	---
Calcium	mg/l	---	---	---	---	---	---	---	---	---	---	---	---	---	---	---	29.6	---	---	---
Chromium	mg/l	1	---	---	---	---	---	---	---	---	---	---	---	---	---	<0.00600	---	<0.00600	---	---
Chromium, Hexavalent‡	mg/l	---	---	0.034	DIS	0.016	DIS	0.011	DIS	2.8	TRC	0.15	TRC	2.8	TRC	<0.00600	---	<0.00600	---	---
Chromium, Trivalent‡	mg/l	---	---	1.89598	TRC	0.56509	TRC	0.07351	TRC	1400	TRC	75	TRC	1400	TRC	<0.00600	---	<0.00600	---	---

Station Name	DC 8.2 W
Sample ID	RESE-1001017
Sample Date	8/21/2003 8:00:00 AM
Basin	Devils Canyon Watershed
Sub-basin	unknown
QC Type	Original data

Surface Water Hydrochemical Data

MONTGOMERY & ASSOCIATES

Parameters and Constituents		Standards														Results				
Name	Units	AZ Agricultural Livestock Watering		AZ Aquatic and Wildlife - Ephemeral Acute		AZ Aquatic and Wildlife - Warm Water Acute		AZ Aquatic and Wildlife - Warm Water Chronic		AZ Full Body Contact		AZ Fish Consumption		AZ Partial Body Contact		Dissolved Results	Total Results	Total Recoverable Results	Field Results	Use Exceeded
		Standard	Fraction	Standard	Fraction	Standard	Fraction	Standard	Fraction	Standard	Fraction	Standard	Fraction	Standard	Fraction					
Metals																				
Cobalt	mg/l	---	---	---	---	---	---	---	---	---	---	---	---	---	---	---	<0.00600	---	---	---
Copper	mg/l	0.5	TRC	0.02304	DIS	0.01331	DIS	0.00888	DIS	1.3	TRC	---	---	1.3	TRC	<0.00300	<0.00300	<0.00300	---	---
Iron	mg/l	---	---	---	---	---	---	1	DIS	---	---	---	---	---	---	---	<0.0200	---	---	---
Lead	mg/l	0.1	TRC	0.134812	DIS	0.063878	DIS	0.002489	DIS	0.015	TRC	---	---	0.015	TRC	<0.003000	<0.005000	<0.003000	---	AZ Aquatic and Wildlife - Warm Water Chronic*
Magnesium	mg/l	---	---	---	---	---	---	---	---	---	---	---	---	---	---	---	6.05	---	---	---
Manganese	mg/l	---	---	---	---	---	---	---	---	130.66701	---	---	---	130.66701	---	---	---	<0.00200	---	---
Mercury	mg/l	0.01	TRC	0.005	DIS	0.0024	DIS	0.00001	DIS	0.28	TRC	---	---	0.28	TRC	<0.00020	<0.00020	---	---	AZ Aquatic and Wildlife - Warm Water Chronic*
Molybdenum	mg/l	---	---	---	---	---	---	---	---	---	---	---	---	---	---	---	<0.00800	---	---	---
Nickel	mg/l	---	---	4.12314	DIS	0.46427	DIS	0.05157	DIS	28	TRC	0.511	TRC	28	TRC	<0.01000	---	<0.01000	---	---
Potassium	mg/l	---	---	---	---	---	---	---	---	---	---	---	---	---	---	---	<1.00	---	---	---
Selenium	mg/l	0.05	TRC	0.033	TRC	---	---	0.002	TRC	4.667	TRC	0.667	TRC	4.667	TRC	---	<0.00300	<0.00300	---	AZ Aquatic and Wildlife - Warm Water Chronic*
Silver	mg/l	---	---	0.003162	DIS	0.003162	DIS	---	---	4.667	TRC	8	TRC	4.667	TRC	<0.000100	<0.000100	<0.000100	---	---
Sodium	mg/l	---	---	---	---	---	---	---	---	---	---	---	---	---	---	---	22.1	---	---	---
Thallium	mg/l	---	---	---	---	0.7	DIS	0.15	DIS	0.075	TRC	0.001	TRC	0.075	TRC	<0.00200	<0.00200	---	---	AZ Fish Consumption*
Zinc	mg/l	25	TRC	1.10257	DIS	0.11619	DIS	0.11619	DIS	280	TRC	5.106	TRC	280	TRC	<0.00500	<0.00500	<0.00500	---	---

The hardness value used for calculation of hardness-dependent standards is the hardness of the sample itself, not the hardness of a receiving water.
* Detection limit exceeds standard
† Exceedance is considered less than regulatory limit
‡ For comparison only - no analysis exists

Station Name	DC 8.2 W
Sample ID	RESE-1001044
Sample Date	11/12/2003 11:00:00 AM
Basin	Devils Canyon Watershed
Sub-basin	unknown
QC Type	Original data

Surface Water Hydrochemical Data

MONTGOMERY & ASSOCIATES

Parameters and Constituents		Standards														Results				
Name	Units	AZ Agricultural Livestock Watering		AZ Aquatic and Wildlife - Ephemeral Acute		AZ Aquatic and Wildlife - Warm Water Acute		AZ Aquatic and Wildlife - Warm Water Chronic		AZ Full Body Contact		AZ Fish Consumption		AZ Partial Body Contact		Dissolved Results	Total Results	Total Recoverable Results	Field Results	Use Exceeded
		Standard	Fraction	Standard	Fraction	Standard	Fraction	Standard	Fraction	Standard	Fraction	Standard	Fraction	Standard	Fraction					
Bacteria																				
E. Coli	MPN/100ml	---	---	---	---	---	---	---	---	235	---	---	---	575	---	---	8.0	---	---	---
Total Coliforms	MPN/100ml	---	---	---	---	---	---	---	---	---	---	---	---	---	---	---	900	---	---	---
Field Parameters																				
Depth of Water	in	---	---	---	---	---	---	---	---	---	---	---	---	---	---	---	---	---	4.24	---
Dissolved oxygen	mg/l	---	---	---	---	6	---	6	---	---	---	---	---	---	---	---	---	---	5.20	AZ Aquatic and Wildlife - Warm Water Acute† AZ Aquatic and Wildlife - Warm Water Chronic†
Flow Rate	gallons/minute	---	---	---	---	---	---	---	---	---	---	---	---	---	---	---	---	---	8.12	---
pH (Field)	s.u.	6.5 - 9	---	6.5 - 9	---	6.5 - 9	---	6.5 - 9	---	6.5 - 9	---	---	---	6.5 - 9	---	---	---	---	7.10	---
Specific Conductance (Field)	uS/cm	---	---	---	---	---	---	---	---	---	---	---	---	---	---	---	---	---	273.6	---
Temperature (Field)	Deg C	---	---	---	---	---	---	---	---	---	---	---	---	---	---	---	---	---	22.70	---
Turbidity (Field)	NTUs	---	---	---	---	---	---	---	---	---	---	---	---	---	---	---	---	---	0.49	---
Inorganics																				
Alkalinity (as CaCO3)	mg/l	---	---	---	---	---	---	---	---	---	---	---	---	---	---	---	134	---	---	---
Bicarbonate (Calculated by M&A)	mg/l	---	---	---	---	---	---	---	---	---	---	---	---	---	---	---	163	---	---	---
Bicarbonate Alkalinity (as CaCO3)	mg/l	---	---	---	---	---	---	---	---	---	---	---	---	---	---	---	134	---	---	---
Bromide	mg/l	---	---	---	---	---	---	---	---	---	---	---	---	---	---	---	<0.100	---	---	---
Carbonate (Calculated by M&A)	mg/l	---	---	---	---	---	---	---	---	---	---	---	---	---	---	---	--	---	---	---
Carbonate Alkalinity (as CaCO3)	mg/l	---	---	---	---	---	---	---	---	---	---	---	---	---	---	---	<1.00	---	---	---
Chloride	mg/l	---	---	---	---	---	---	---	---	---	---	---	---	---	---	---	4.90	---	---	---
Fluoride	mg/l	---	---	---	---	---	---	---	---	140	---	---	---	140	---	---	0.390	---	---	---
Hardness (as CaCO3)	mg/l	---	---	---	---	---	---	---	---	---	---	---	---	---	---	---	97.4	---	---	---
Nitrate as N	mg/l	---	---	---	---	---	---	---	---	3733.33	---	---	---	3733.33	---	---	0.30	---	---	---
Nitrate+Nitrite as N	mg/l	---	---	---	---	---	---	---	---	---	---	---	---	---	---	---	0.30	---	---	---
Nitrate+Nitrite as N (calculated by M&A)	mg/l	---	---	---	---	---	---	---	---	3733.33	---	---	---	3733.33	---	---	0.30	---	---	---
Nitrite as N	mg/l	---	---	---	---	---	---	---	---	233.33	---	---	---	233.33	---	---	<0.10	---	---	---
Ortho-Phosphate	mg/l	---	---	---	---	---	---	---	---	---	---	---	---	---	---	---	<0.50	---	---	---
Silica	mg/l	---	---	---	---	---	---	---	---	---	---	---	---	---	---	---	72.8	---	---	---
Sulfate	mg/l	---	---	---	---	---	---	---	---	---	---	---	---	---	---	---	4.11	---	---	---
Sulfide	mg/l	---	---	---	---	---	---	---	---	---	---	---	---	---	---	---	<1.000	---	---	---
Lab Parameters																				
Color	Color Units	---	---	---	---	---	---	---	---	---	---	---	---	---	---	---	5.0	---	---	---
Total Dissolved Solids (Laboratory)	mg/l	---	---	---	---	---	---	---	---	---	---	---	---	---	---	---	197	---	---	---
Total Suspended Solids	mg/l	---	---	---	---	---	---	---	---	---	---	---	---	---	---	---	<5.00	---	---	---
Metals																				
Aluminum	mg/l	---	---	---	---	---	---	---	---	---	---	---	---	---	---	---	<0.0200	---	---	---
Antimony	mg/l	---	---	---	---	0.088	DIS	0.03	DIS	0.747	TRC	0.64	TRC	0.747	TRC	<0.00300	<0.00300	<0.00300	---	---
Arsenic	mg/l	0.2	TRC	0.44	DIS	0.34	DIS	0.15	DIS	0.03	TRC	0.08	TRC	0.28	TRC	<0.00300	<0.00300	<0.00300	---	---
Barium	mg/l	---	---	---	---	---	---	---	---	98	TRC	---	---	98	TRC	0.0201	---	---	---	---
Beryllium	mg/l	---	---	---	---	---	---	---	---	1.867	TRC	0.084	TRC	1.867	TRC	<0.00200	<0.00200	<0.00200	---	---
Boron	mg/l	---	---	---	---	---	---	---	---	186.667	TRC	---	---	186.667	TRC	---	<0.0400	---	---	---
Cadmium	mg/l	0.05	---	0.022228	DIS	0.00767	DIS	0.000551	DIS	0.7	TRC	0.084	TRC	0.7	TRC	<0.000100	<0.000100	<0.000100	---	---
Calcium	mg/l	---	---	---	---	---	---	---	---	---	---	---	---	---	---	---	29.2	---	---	---
Chromium	mg/l	1	---	---	---	---	---	---	---	---	---	---	---	---	---	<0.00600	---	<0.00600	---	---
Chromium, Hexavalent‡	mg/l	---	---	0.034	DIS	0.016	DIS	0.011	DIS	2.8	TRC	0.15	TRC	2.8	TRC	<0.00600	---	<0.00600	---	---
Chromium, Trivalent‡	mg/l	---	---	1.87085	TRC	0.5576	TRC	0.07253	TRC	1400	TRC	75	TRC	1400	TRC	<0.00600	---	<0.00600	---	---
Cobalt	mg/l	---	---	---	---	---	---	---	---	---	---	---	---	---	---	---	<0.00600	---	---	---

Station Name	DC 8.2 W
Sample ID	RESE-1001044
Sample Date	11/12/2003 11:00:00 AM
Basin	Devils Canyon Watershed
Sub-basin	unknown
QC Type	Original data

Surface Water Hydrochemical Data

MONTGOMERY & ASSOCIATES

Parameters and Constituents		Standards														Results				
Name	Units	AZ Agricultural Livestock Watering		AZ Aquatic and Wildlife - Ephemeral Acute		AZ Aquatic and Wildlife - Warm Water Acute		AZ Aquatic and Wildlife - Warm Water Chronic		AZ Full Body Contact		AZ Fish Consumption		AZ Partial Body Contact		Dissolved Results	Total Results	Total Recoverable Results	Field Results	Use Exceeded
		Standard	Fraction	Standard	Fraction	Standard	Fraction	Standard	Fraction	Standard	Fraction	Standard	Fraction	Standard	Fraction					
Metals																				
Copper	mg/l	0.5	TRC	0.02269	DIS	0.01311	DIS	0.00876	DIS	1.3	TRC	---	---	1.3	TRC	<0.00300	<0.00300	<0.00300	---	---
Iron	mg/l	---	---	---	---	---	---	1	DIS	---	---	---	---	---	---	---	0.0440	---	---	---
Lead	mg/l	0.1	TRC	0.13244	DIS	0.062755	DIS	0.002445	DIS	0.015	TRC	---	---	0.015	TRC	<0.003000	<0.005000	<0.003000	---	AZ Aquatic and Wildlife - Warm Water Chronic*
Magnesium	mg/l	---	---	---	---	---	---	---	---	---	---	---	---	---	---	---	5.97	---	---	---
Manganese	mg/l	---	---	---	---	---	---	---	---	130.66701	---	---	---	130.66701	---	---	---	<0.00200	---	---
Mercury	mg/l	0.01	TRC	0.005	DIS	0.0024	DIS	0.00001	DIS	0.28	TRC	---	---	0.28	TRC	<0.00020	<0.00020	---	---	AZ Aquatic and Wildlife - Warm Water Chronic*
Molybdenum	mg/l	---	---	---	---	---	---	---	---	---	---	---	---	---	---	---	<0.00800	---	---	---
Nickel	mg/l	---	---	4.06669	DIS	0.45792	DIS	0.05086	DIS	28	TRC	0.511	TRC	28	TRC	<0.01000	---	<0.01000	---	---
Potassium	mg/l	---	---	---	---	---	---	---	---	---	---	---	---	---	---	---	1.00	---	---	---
Selenium	mg/l	0.05	TRC	0.033	TRC	---	---	0.002	TRC	4.667	TRC	0.667	TRC	4.667	TRC	---	<0.00300	<0.00300	---	AZ Aquatic and Wildlife - Warm Water Chronic*
Silver	mg/l	---	---	0.003074	DIS	0.003074	DIS	---	---	4.667	TRC	8	TRC	4.667	TRC	<0.000100	<0.000100	<0.000100	---	---
Sodium	mg/l	---	---	---	---	---	---	---	---	---	---	---	---	---	---	---	22.2	---	---	---
Thallium	mg/l	---	---	---	---	0.7	DIS	0.15	DIS	0.075	TRC	0.001	TRC	0.075	TRC	<0.00200	<0.00200	---	---	AZ Fish Consumption*
Zinc	mg/l	25	TRC	1.08745	DIS	0.11459	DIS	0.11459	DIS	280	TRC	5.106	TRC	280	TRC	<0.00500	<0.00500	<0.00500	---	---

The hardness value used for calculation of hardness-dependent standards is the hardness of the sample itself, not the hardness of a receiving water.
* Detection limit exceeds standard
† Exceedance is considered less than regulatory limit
‡ For comparison only - no analysis exists

Station Name	DC 8.2 W
Sample ID	RESE-1001063
Sample Date	2/17/2004 1:10:00 PM
Basin	Devils Canyon Watershed
Sub-basin	unknown
QC Type	Original data

Surface Water Hydrochemical Data

MONTGOMERY & ASSOCIATES

Parameters and Constituents		Standards														Results				
Name	Units	AZ Agricultural Livestock Watering		AZ Aquatic and Wildlife - Ephemeral Acute		AZ Aquatic and Wildlife - Warm Water Acute		AZ Aquatic and Wildlife - Warm Water Chronic		AZ Full Body Contact		AZ Fish Consumption		AZ Partial Body Contact		Dissolved Results	Total Results	Total Recoverable Results	Field Results	Use Exceeded
		Standard	Fraction	Standard	Fraction	Standard	Fraction	Standard	Fraction	Standard	Fraction	Standard	Fraction	Standard	Fraction					
Bacteria																				
E. Coli	MPN/100ml	---	---	---	---	---	---	---	---	235	---	---	---	575	---	---	2.0	---	---	---
Total Coliforms	MPN/100ml	---	---	---	---	---	---	---	---	---	---	---	---	---	---	---	240	---	---	---
Field Parameters																				
Dissolved oxygen	mg/l	---	---	---	---	6	---	6	---	---	---	---	---	---	---	---	---	---	6.32	---
Flow Rate	gallons/minute	---	---	---	---	---	---	---	---	---	---	---	---	---	---	---	---	---	10.90	---
pH (Field)	s.u.	6.5 - 9	---	6.5 - 9	---	6.5 - 9	---	6.5 - 9	---	6.5 - 9	---	---	---	6.5 - 9	---	---	---	---	7.20	---
Specific Conductance (Field)	uS/cm	---	---	---	---	---	---	---	---	---	---	---	---	---	---	---	---	---	244.0	---
Temperature (Field)	Deg C	---	---	---	---	---	---	---	---	---	---	---	---	---	---	---	---	---	22.80	---
Turbidity (Field)	NTUs	---	---	---	---	---	---	---	---	---	---	---	---	---	---	---	---	---	0.81	---
Inorganics																				
Alkalinity (as CaCO3)	mg/l	---	---	---	---	---	---	---	---	---	---	---	---	---	---	---	135	---	---	---
Bicarbonate (Calculated by M&A)	mg/l	---	---	---	---	---	---	---	---	---	---	---	---	---	---	---	165	---	---	---
Bicarbonate Alkalinity (as CaCO3)	mg/l	---	---	---	---	---	---	---	---	---	---	---	---	---	---	---	135	---	---	---
Bromide	mg/l	---	---	---	---	---	---	---	---	---	---	---	---	---	---	---	<0.100	---	---	---
Carbonate (Calculated by M&A)	mg/l	---	---	---	---	---	---	---	---	---	---	---	---	---	---	---	--	---	---	---
Carbonate Alkalinity (as CaCO3)	mg/l	---	---	---	---	---	---	---	---	---	---	---	---	---	---	---	<1.00	---	---	---
Chloride	mg/l	---	---	---	---	---	---	---	---	---	---	---	---	---	---	---	4.77	---	---	---
Fluoride	mg/l	---	---	---	---	---	---	---	---	140	---	---	---	140	---	---	0.343	---	---	---
Hardness (as CaCO3)	mg/l	---	---	---	---	---	---	---	---	---	---	---	---	---	---	---	91.7	---	---	---
Nitrate as N	mg/l	---	---	---	---	---	---	---	---	3733.33	---	---	---	3733.33	---	---	0.57	---	---	---
Nitrate+Nitrite as N	mg/l	---	---	---	---	---	---	---	---	---	---	---	---	---	---	---	0.57	---	---	---
Nitrate+Nitrite as N (calculated by M&A)	mg/l	---	---	---	---	---	---	---	---	3733.33	---	---	---	3733.33	---	---	0.57	---	---	---
Nitrite as N	mg/l	---	---	---	---	---	---	---	---	233.33	---	---	---	233.33	---	---	<0.10	---	---	---
Ortho-Phosphate	mg/l	---	---	---	---	---	---	---	---	---	---	---	---	---	---	---	<0.50	---	---	---
Sulfate	mg/l	---	---	---	---	---	---	---	---	---	---	---	---	---	---	---	4.00	---	---	---
Sulfide	mg/l	---	---	---	---	---	---	---	---	---	---	---	---	---	---	---	<1.000	---	---	---
Lab Parameters																				
Color	Color Units	---	---	---	---	---	---	---	---	---	---	---	---	---	---	---	<1.0	---	---	---
Total Dissolved Solids (Laboratory)	mg/l	---	---	---	---	---	---	---	---	---	---	---	---	---	---	---	180	---	---	---
Total Suspended Solids	mg/l	---	---	---	---	---	---	---	---	---	---	---	---	---	---	---	<5.00	---	---	---
Metals																				
Aluminum	mg/l	---	---	---	---	---	---	---	---	---	---	---	---	---	---	---	0.0318	---	---	---
Antimony	mg/l	---	---	---	---	0.088	DIS	0.03	DIS	0.747	TRC	0.64	TRC	0.747	TRC	<0.00030	<0.00030	<0.00030	---	---
Arsenic	mg/l	0.2	TRC	0.44	DIS	0.34	DIS	0.15	DIS	0.03	TRC	0.08	TRC	0.28	TRC	0.00280 j	0.00260 j	0.00340	---	---
Barium	mg/l	---	---	---	---	---	---	---	---	98	TRC	---	---	98	TRC	0.0173	---	---	---	---
Beryllium	mg/l	---	---	---	---	---	---	---	---	1.867	TRC	0.084	TRC	1.867	TRC	<0.00020	<0.00020	<0.00020	---	---
Boron	mg/l	---	---	---	---	---	---	---	---	186.667	TRC	---	---	186.667	TRC	---	<0.0070	---	---	---
Cadmium	mg/l	0.05	---	0.020962	DIS	0.007234	DIS	0.000529	DIS	0.7	TRC	0.084	TRC	0.7	TRC	<0.000100	<0.000100	<0.000100	---	---
Calcium	mg/l	---	---	---	---	---	---	---	---	---	---	---	---	---	---	---	28.3	---	---	---
Chromium	mg/l	1	---	---	---	---	---	---	---	---	---	---	---	---	---	0.00038 j	---	0.00049 j	---	---
Chromium, Hexavalent‡	mg/l	---	---	0.034	DIS	0.016	DIS	0.011	DIS	2.8	TRC	0.15	TRC	2.8	TRC	0.00038 j	---	0.00049 j	---	---
Chromium, Trivalent‡	mg/l	---	---	1.78069	TRC	0.53073	TRC	0.06904	TRC	1400	TRC	75	TRC	1400	TRC	0.00038 j	---	0.00049 j	---	---
Cobalt	mg/l	---	---	---	---	---	---	---	---	---	---	---	---	---	---	---	<0.00070	---	---	---
Copper	mg/l	0.5	TRC	0.02144	DIS	0.01239	DIS	0.00832	DIS	1.3	TRC	---	---	1.3	TRC	<0.00210	<0.00210	<0.00210	---	---
Iron	mg/l	---	---	---	---	---	---	1	DIS	---	---	---	---	---	---	---	0.0256	---	---	---
Lead	mg/l	0.1	TRC	0.12401	DIS	0.05876	DIS	0.00229	DIS	0.015	TRC	---	---	0.015	TRC	<0.001000	<0.001000	<0.001000	---	---

Surface Water Hydrochemical Data

Station Name	DC 8.2 W
Sample ID	RESE-1001063
Sample Date	2/17/2004 1:10:00 PM
Basin	Devils Canyon Watershed
Sub-basin	unknown
QC Type	Original data

Parameters and Constituents		Standards														Results				
Name	Units	AZ Agricultural Livestock Watering		AZ Aquatic and Wildlife - Ephemeral Acute		AZ Aquatic and Wildlife - Warm Water Acute		AZ Aquatic and Wildlife - Warm Water Chronic		AZ Full Body Contact		AZ Fish Consumption		AZ Partial Body Contact		Dissolved Results	Total Results	Total Recoverable Results	Field Results	Use Exceeded
		Standard	Fraction	Standard	Fraction	Standard	Fraction	Standard	Fraction	Standard	Fraction	Standard	Fraction	Standard	Fraction					
Metals																				
Magnesium	mg/l	---	---	---	---	---	---	---	---	---	---	---	---	---	---	---	5.07	---	---	---
Manganese	mg/l	---	---	---	---	---	---	---	---	130.66701	---	---	---	130.66701	---	---	---	0.00270	---	---
Mercury	mg/l	0.01	TRC	0.005	DIS	0.0024	DIS	0.00001	DIS	0.28	TRC	---	---	0.28	TRC	<0.00020	<0.00020	---	---	AZ Aquatic and Wildlife - Warm Water Chronic*
Molybdenum	mg/l	---	---	---	---	---	---	---	---	---	---	---	---	---	---	---	0.00480 j	---	---	---
Nickel	mg/l	---	---	3.86442	DIS	0.43514	DIS	0.04833	DIS	28	TRC	0.511	TRC	28	TRC	0.00490 j	---	0.00230 j	---	---
Potassium	mg/l	---	---	---	---	---	---	---	---	---	---	---	---	---	---	---	1.01	---	---	---
Selenium	mg/l	0.05	TRC	0.033	TRC	---	---	0.002	TRC	4.667	TRC	0.667	TRC	4.667	TRC	---	<0.00080	<0.00080	---	---
Silver	mg/l	---	---	0.002771	DIS	0.002771	DIS	---	---	4.667	TRC	8	TRC	4.667	TRC	<0.000100	<0.000100	<0.000100	---	---
Sodium	mg/l	---	---	---	---	---	---	---	---	---	---	---	---	---	---	---	21.1	---	---	---
Thallium	mg/l	---	---	---	---	0.7	DIS	0.15	DIS	0.075	TRC	0.001	TRC	0.075	TRC	<0.00040	<0.00040	---	---	---
Zinc	mg/l	25	TRC	1.03329	DIS	0.10889	DIS	0.10889	DIS	280	TRC	5.106	TRC	280	TRC	0.00042 j	0.00035 j	0.00031 j	---	---
Other																				
Anions (Laboratory)	meq/l	---	---	---	---	---	---	---	---	---	---	---	---	---	---	2.93	---	---	---	---
Cations (Laboratory)	meq/l	---	---	---	---	---	---	---	---	---	---	---	---	---	---	2.78	---	---	---	---
Ion Balance (Laboratory)	%	---	---	---	---	---	---	---	---	---	---	---	---	---	---	-2.63	---	---	---	---
Total Dissolved Solids (Calc by Lab)	mg/l	---	---	---	---	---	---	---	---	---	---	---	---	---	---	146	---	---	---	---

The hardness value used for calculation of hardness-dependent standards is the hardness of the sample itself, not the hardness of a receiving water.
* Detection limit exceeds standard
‡ For comparison only - no analysis exists

Station Name	DC 8.2 W
Sample ID	RESE-1001079
Sample Date	5/21/2004 9:30:00 AM
Basin	Devils Canyon Watershed
Sub-basin	unknown
QC Type	Original data

Surface Water Hydrochemical Data

MONTGOMERY & ASSOCIATES

Parameters and Constituents		Standards														Results				
Name	Units	AZ Agricultural Livestock Watering		AZ Aquatic and Wildlife - Ephemeral Acute		AZ Aquatic and Wildlife - Warm Water Acute		AZ Aquatic and Wildlife - Warm Water Chronic		AZ Full Body Contact		AZ Fish Consumption		AZ Partial Body Contact		Dissolved Results	Total Results	Total Recoverable Results	Field Results	Use Exceeded
		Standard	Fraction	Standard	Fraction	Standard	Fraction	Standard	Fraction	Standard	Fraction	Standard	Fraction	Standard	Fraction					
Bacteria																				
E. Coli	MPN/100ml	---	---	---	---	---	---	---	---	235	---	---	---	575	---	---	<2.0	---	---	---
Total Coliforms	MPN/100ml	---	---	---	---	---	---	---	---	---	---	---	---	---	---	---	1600	---	---	---
Field Parameters																				
Depth of Water	in	---	---	---	---	---	---	---	---	---	---	---	---	---	---	---	---	---	3.14	---
Dissolved oxygen	mg/l	---	---	---	---	6	---	6	---	---	---	---	---	---	---	---	---	---	5.47	AZ Aquatic and Wildlife - Warm Water Acute† AZ Aquatic and Wildlife - Warm Water Chronic†
Flow Rate	gallons/minute	---	---	---	---	---	---	---	---	---	---	---	---	---	---	---	---	---	11.90	---
pH (Field)	s.u.	6.5 - 9	---	6.5 - 9	---	6.5 - 9	---	6.5 - 9	---	6.5 - 9	---	---	---	6.5 - 9	---	---	---	---	7.60	---
Specific Conductance (Field)	uS/cm	---	---	---	---	---	---	---	---	---	---	---	---	---	---	---	---	---	276.0	---
Temperature (Field)	Deg C	---	---	---	---	---	---	---	---	---	---	---	---	---	---	---	---	---	23.10	---
Turbidity (Field)	NTUs	---	---	---	---	---	---	---	---	---	---	---	---	---	---	---	---	---	1.14	---
Inorganics																				
Alkalinity (as CaCO3)	mg/l	---	---	---	---	---	---	---	---	---	---	---	---	---	---	---	143	---	---	---
Bicarbonate (Calculated by M&A)	mg/l	---	---	---	---	---	---	---	---	---	---	---	---	---	---	---	174	---	---	---
Bicarbonate Alkalinity (as CaCO3)	mg/l	---	---	---	---	---	---	---	---	---	---	---	---	---	---	---	143	---	---	---
Bromide	mg/l	---	---	---	---	---	---	---	---	---	---	---	---	---	---	---	0.120	---	---	---
Carbonate (Calculated by M&A)	mg/l	---	---	---	---	---	---	---	---	---	---	---	---	---	---	---	--	---	---	---
Carbonate Alkalinity (as CaCO3)	mg/l	---	---	---	---	---	---	---	---	---	---	---	---	---	---	---	<1.00	---	---	---
Chloride	mg/l	---	---	---	---	---	---	---	---	---	---	---	---	---	---	---	4.65	---	---	---
Cyanide, Total	mg/l	---	---	---	---	---	---	---	---	---	---	---	---	---	---	---	<0.010	---	---	---
Fluoride	mg/l	---	---	---	---	---	---	---	---	140	---	---	---	140	---	---	0.350	---	---	---
Hardness (as CaCO3)	mg/l	---	---	---	---	---	---	---	---	---	---	---	---	---	---	---	91.9	---	---	---
Nitrate as N	mg/l	---	---	---	---	---	---	---	---	3733.33	---	---	---	3733.33	---	---	0.40	---	---	---
Nitrate+Nitrite as N	mg/l	---	---	---	---	---	---	---	---	---	---	---	---	---	---	---	0.40	---	---	---
Nitrate+Nitrite as N (calculated by M&A)	mg/l	---	---	---	---	---	---	---	---	3733.33	---	---	---	3733.33	---	---	0.40	---	---	---
Nitrite as N	mg/l	---	---	---	---	---	---	---	---	233.33	---	---	---	233.33	---	---	<0.10	---	---	---
Silica	mg/l	---	---	---	---	---	---	---	---	---	---	---	---	---	---	---	71.3	---	---	---
Sulfate	mg/l	---	---	---	---	---	---	---	---	---	---	---	---	---	---	---	3.98	---	---	---
Sulfide	mg/l	---	---	---	---	---	---	---	---	---	---	---	---	---	---	---	<1.000	---	---	---
Lab Parameters																				
Color	Color Units	---	---	---	---	---	---	---	---	---	---	---	---	---	---	---	<1.0	---	---	---
Total Dissolved Solids (Laboratory)	mg/l	---	---	---	---	---	---	---	---	---	---	---	---	---	---	---	198	---	---	---
Total Suspended Solids	mg/l	---	---	---	---	---	---	---	---	---	---	---	---	---	---	---	<5.00	---	---	---
Metals																				
Aluminum	mg/l	---	---	---	---	---	---	---	---	---	---	---	---	---	---	---	<0.0200	---	---	---
Antimony	mg/l	---	---	---	---	0.088	DIS	0.03	DIS	0.747	TRC	0.64	TRC	0.747	TRC	<0.00300	<0.00300	<0.00300	---	---
Arsenic	mg/l	0.2	TRC	0.44	DIS	0.34	DIS	0.15	DIS	0.03	TRC	0.08	TRC	0.28	TRC	<0.00300	<0.00300	<0.00300	---	---
Barium	mg/l	---	---	---	---	---	---	---	---	98	TRC	---	---	98	TRC	0.0183	---	---	---	---
Beryllium	mg/l	---	---	---	---	---	---	---	---	1.867	TRC	0.084	TRC	1.867	TRC	<0.00200	<0.00200	<0.00200	---	---
Boron	mg/l	---	---	---	---	---	---	---	---	186.667	TRC	---	---	186.667	TRC	---	<0.0400	---	---	---
Cadmium	mg/l	0.05	---	0.021007	DIS	0.007249	DIS	0.000529	DIS	0.7	TRC	0.084	TRC	0.7	TRC	<0.000100	<0.000100	<0.000100	---	---
Calcium	mg/l	---	---	---	---	---	---	---	---	---	---	---	---	---	---	---	28.1	---	---	---
Chromium	mg/l	1	---	---	---	---	---	---	---	---	---	---	---	---	---	<0.00600	---	<0.00600	---	---
Chromium, Hexavalent‡	mg/l	---	---	0.034	DIS	0.016	DIS	0.011	DIS	2.8	TRC	0.15	TRC	2.8	TRC	<0.00600	---	<0.00600	---	---
Chromium, Trivalent‡	mg/l	---	---	1.78387	TRC	0.53168	TRC	0.06916	TRC	1400	TRC	75	TRC	1400	TRC	<0.00600	---	<0.00600	---	---
Cobalt	mg/l	---	---	---	---	---	---	---	---	---	---	---	---	---	---	---	<0.00600	---	---	---

Station Name	DC 8.2 W
Sample ID	RESE-1001079
Sample Date	5/21/2004 9:30:00 AM
Basin	Devils Canyon Watershed
Sub-basin	unknown
QC Type	Original data

Surface Water Hydrochemical Data

MONTGOMERY & ASSOCIATES

Parameters and Constituents		Standards														Results				
Name	Units	AZ Agricultural Livestock Watering		AZ Aquatic and Wildlife - Ephemeral Acute		AZ Aquatic and Wildlife - Warm Water Acute		AZ Aquatic and Wildlife - Warm Water Chronic		AZ Full Body Contact		AZ Fish Consumption		AZ Partial Body Contact		Dissolved Results	Total Results	Total Recoverable Results	Field Results	Use Exceeded
		Standard	Fraction	Standard	Fraction	Standard	Fraction	Standard	Fraction	Standard	Fraction	Standard	Fraction	Standard	Fraction					
Metals																				
Copper	mg/l	0.5	TRC	0.02148	DIS	0.01241	DIS	0.00833	DIS	1.3	TRC	---	---	1.3	TRC	<0.00300	<0.00300	<0.00300	---	---
Iron	mg/l	---	---	---	---	---	---	1	DIS	---	---	---	---	---	---	---	0.0280	---	---	---
Lead	mg/l	0.1	TRC	0.124305	DIS	0.0589	DIS	0.002295	DIS	0.015	TRC	---	---	0.015	TRC	<0.003000	<0.003000	<0.003000	---	AZ Aquatic and Wildlife - Warm Water Chronic*
Magnesium	mg/l	---	---	---	---	---	---	---	---	---	---	---	---	---	---	---	5.26	---	---	---
Manganese	mg/l	---	---	---	---	---	---	---	---	130.66701	---	---	---	130.66701	---	---	---	<0.00200	---	---
Mercury	mg/l	0.01	TRC	0.005	DIS	0.0024	DIS	0.00001	DIS	0.28	TRC	---	---	0.28	TRC	<0.00020	<0.00020	---	---	AZ Aquatic and Wildlife - Warm Water Chronic*
Molybdenum	mg/l	---	---	---	---	---	---	---	---	---	---	---	---	---	---	---	<0.00800	---	---	---
Nickel	mg/l	---	---	3.87155	DIS	0.43594	DIS	0.04842	DIS	28	TRC	0.511	TRC	28	TRC	<0.01000	---	<0.01000	---	---
Potassium	mg/l	---	---	---	---	---	---	---	---	---	---	---	---	---	---	---	<1.00	---	---	---
Selenium	mg/l	0.05	TRC	0.033	TRC	---	---	0.002	TRC	4.667	TRC	0.667	TRC	4.667	TRC	---	<0.00300	<0.00300	---	AZ Aquatic and Wildlife - Warm Water Chronic*
Silver	mg/l	---	---	0.002782	DIS	0.002782	DIS	---	---	4.667	TRC	8	TRC	4.667	TRC	<0.000100	<0.000100	<0.000100	---	---
Sodium	mg/l	---	---	---	---	---	---	---	---	---	---	---	---	---	---	---	21.7	---	---	---
Thallium	mg/l	---	---	---	---	0.7	DIS	0.15	DIS	0.075	TRC	0.001	TRC	0.075	TRC	<0.00200	<0.00200	---	---	AZ Fish Consumption*
Uranium	mg/l	---	---	---	---	---	---	---	---	2.8	---	---	---	2.8	---	---	0.00050	---	---	---
Zinc	mg/l	25	TRC	1.03519	DIS	0.10909	DIS	0.10909	DIS	280	TRC	5.106	TRC	280	TRC	<0.00500	<0.00500	<0.00500	---	---
Other																				
Anions (Laboratory)	meq/l	---	---	---	---	---	---	---	---	---	---	---	---	---	---	---	3.09	---	---	---
Cations (Laboratory)	meq/l	---	---	---	---	---	---	---	---	---	---	---	---	---	---	---	2.77	---	---	---
Ion Balance (Laboratory)	%	---	---	---	---	---	---	---	---	---	---	---	---	---	---	---	-5.46	---	---	---
Total Dissolved Solids (Calc by Lab)	mg/l	---	---	---	---	---	---	---	---	---	---	---	---	---	---	---	240	---	---	---
Radiologicals																				
Gross Alpha	pCi/l	---	---	---	---	---	---	---	---	---	---	---	---	---	---	---	<2.10	---	---	---
Gross Beta	pCi/l	---	---	---	---	---	---	---	---	---	---	---	---	---	---	---	<4.20	---	---	---
Radionuclides																				
Radium 226	pCi/l	---	---	---	---	---	---	---	---	---	---	---	---	---	---	---	<0.30	---	---	---
Radium 226 + Radium 228	pCi/l	---	---	---	---	---	---	---	---	---	---	---	---	---	---	---	--	---	---	---
Radium 228	pCi/l	---	---	---	---	---	---	---	---	---	---	---	---	---	---	---	<1.40	---	---	---

The hardness value used for calculation of hardness-dependent standards is the hardness of the sample itself, not the hardness of a receiving water.
* Detection limit exceeds standard
† Exceedance is considered less than regulatory limit
‡ For comparison only - no analysis exists

Station Name	DC 8.2 W
Sample ID	RESE-1001152
Sample Date	8/16/2004 8:55:00 AM
Basin	Devils Canyon Watershed
Sub-basin	unknown
QC Type	Original data

Surface Water Hydrochemical Data

MONTGOMERY & ASSOCIATES

Parameters and Constituents		Standards														Results				
Name	Units	AZ Agricultural Livestock Watering		AZ Aquatic and Wildlife - Ephemeral Acute		AZ Aquatic and Wildlife - Warm Water Acute		AZ Aquatic and Wildlife - Warm Water Chronic		AZ Full Body Contact		AZ Fish Consumption		AZ Partial Body Contact		Dissolved Results	Total Results	Total Recoverable Results	Field Results	Use Exceeded
		Standard	Fraction	Standard	Fraction	Standard	Fraction	Standard	Fraction	Standard	Fraction	Standard	Fraction	Standard	Fraction					
Bacteria																				
E. Coli	MPN/100ml	---	---	---	---	---	---	---	---	235	---	---	---	575	---	---	2.0	---	---	---
Total Coliforms	MPN/100ml	---	---	---	---	---	---	---	---	---	---	---	---	---	---	---	500	---	---	---
Field Parameters																				
Depth of Water	in	---	---	---	---	---	---	---	---	---	---	---	---	---	---	---	---	---	2.50	---
Dissolved oxygen	mg/l	---	---	---	---	6	---	6	---	---	---	---	---	---	---	---	---	---	6.05	---
Flow Rate	gallons/minute	---	---	---	---	---	---	---	---	---	---	---	---	---	---	---	---	---	9.00	---
pH (Field)	s.u.	6.5 - 9	---	6.5 - 9	---	6.5 - 9	---	6.5 - 9	---	6.5 - 9	---	---	---	6.5 - 9	---	---	---	---	7.40	---
Specific Conductance (Field)	uS/cm	---	---	---	---	---	---	---	---	---	---	---	---	---	---	---	---	---	274.0	---
Temperature (Field)	Deg C	---	---	---	---	---	---	---	---	---	---	---	---	---	---	---	---	---	23.30	---
Turbidity (Field)	NTUs	---	---	---	---	---	---	---	---	---	---	---	---	---	---	---	---	---	0.29	---
Inorganics																				
Alkalinity (as CaCO3)	mg/l	---	---	---	---	---	---	---	---	---	---	---	---	---	---	---	147	---	---	---
Bicarbonate (Calculated by M&A)	mg/l	---	---	---	---	---	---	---	---	---	---	---	---	---	---	---	178	---	---	---
Bicarbonate Alkalinity (as CaCO3)	mg/l	---	---	---	---	---	---	---	---	---	---	---	---	---	---	---	146	---	---	---
Bromide	mg/l	---	---	---	---	---	---	---	---	---	---	---	---	---	---	---	<0.100	---	---	---
Carbonate (Calculated by M&A)	mg/l	---	---	---	---	---	---	---	---	---	---	---	---	---	---	---	--	---	---	---
Carbonate Alkalinity (as CaCO3)	mg/l	---	---	---	---	---	---	---	---	---	---	---	---	---	---	---	<1.00	---	---	---
Chloride	mg/l	---	---	---	---	---	---	---	---	---	---	---	---	---	---	---	4.94	---	---	---
Fluoride	mg/l	---	---	---	---	---	---	---	---	140	---	---	---	140	---	---	0.350	---	---	---
Hardness (as CaCO3)	mg/l	---	---	---	---	---	---	---	---	---	---	---	---	---	---	---	91.4	---	---	---
Nitrate as N	mg/l	---	---	---	---	---	---	---	---	3733.33	---	---	---	3733.33	---	---	0.34	---	---	---
Nitrate+Nitrite as N	mg/l	---	---	---	---	---	---	---	---	---	---	---	---	---	---	---	0.34	---	---	---
Nitrate+Nitrite as N (calculated by M&A)	mg/l	---	---	---	---	---	---	---	---	3733.33	---	---	---	3733.33	---	---	0.34	---	---	---
Nitrite as N	mg/l	---	---	---	---	---	---	---	---	233.33	---	---	---	233.33	---	---	<0.10	---	---	---
Ortho-Phosphate	mg/l	---	---	---	---	---	---	---	---	---	---	---	---	---	---	---	<0.50	---	---	---
Silica	mg/l	---	---	---	---	---	---	---	---	---	---	---	---	---	---	---	70.7	---	---	---
Sulfate	mg/l	---	---	---	---	---	---	---	---	---	---	---	---	---	---	---	4.09	---	---	---
Sulfide	mg/l	---	---	---	---	---	---	---	---	---	---	---	---	---	---	---	<1.000	---	---	---
Lab Parameters																				
Color	Color Units	---	---	---	---	---	---	---	---	---	---	---	---	---	---	---	<1.0	---	---	---
Total Dissolved Solids (Laboratory)	mg/l	---	---	---	---	---	---	---	---	---	---	---	---	---	---	---	210	---	---	---
Total Suspended Solids	mg/l	---	---	---	---	---	---	---	---	---	---	---	---	---	---	---	<5.00	---	---	---
Metals																				
Aluminum	mg/l	---	---	---	---	---	---	---	---	---	---	---	---	---	---	---	<0.0200	---	---	---
Antimony	mg/l	---	---	---	---	0.088	DIS	0.03	DIS	0.747	TRC	0.64	TRC	0.747	TRC	<0.00300	<0.00300	<0.00300	---	---
Arsenic	mg/l	0.2	TRC	0.44	DIS	0.34	DIS	0.15	DIS	0.03	TRC	0.08	TRC	0.28	TRC	<0.00300	<0.00300	<0.00300	---	---
Barium	mg/l	---	---	---	---	---	---	---	---	98	TRC	---	---	98	TRC	0.0181	---	---	---	---
Beryllium	mg/l	---	---	---	---	---	---	---	---	1.867	TRC	0.084	TRC	1.867	TRC	<0.00200	<0.00200	<0.00200	---	---
Boron	mg/l	---	---	---	---	---	---	---	---	186.667	TRC	---	---	186.667	TRC	---	<0.0400	---	---	---
Cadmium	mg/l	0.05	---	0.020896	DIS	0.007211	DIS	0.000527	DIS	0.7	TRC	0.084	TRC	0.7	TRC	<0.000100	<0.000100	<0.000100	---	---
Calcium	mg/l	---	---	---	---	---	---	---	---	---	---	---	---	---	---	---	28.1	---	---	---
Chromium	mg/l	1	---	---	---	---	---	---	---	---	---	---	---	---	---	<0.00600	---	<0.00600	---	---
Chromium, Hexavalent‡	mg/l	---	---	0.034	DIS	0.016	DIS	0.011	DIS	2.8	TRC	0.15	TRC	2.8	TRC	<0.00600	---	<0.00600	---	---
Chromium, Trivalent‡	mg/l	---	---	1.77592	TRC	0.52931	TRC	0.06885	TRC	1400	TRC	75	TRC	1400	TRC	<0.00600	---	<0.00600	---	---
Cobalt	mg/l	---	---	---	---	---	---	---	---	---	---	---	---	---	---	---	<0.00600	---	---	---
Copper	mg/l	0.5	TRC	0.02137	DIS	0.01235	DIS	0.00829	DIS	1.3	TRC	---	---	1.3	TRC	<0.00300	<0.00300	<0.00300	---	---

Station Name	DC 8.2 W
Sample ID	RESE-1001152
Sample Date	8/16/2004 8:55:00 AM
Basin	Devils Canyon Watershed
Sub-basin	unknown
QC Type	Original data

Surface Water Hydrochemical Data

MONTGOMERY & ASSOCIATES

Parameters and Constituents		Standards														Results				
Name	Units	AZ Agricultural Livestock Watering		AZ Aquatic and Wildlife - Ephemeral Acute		AZ Aquatic and Wildlife - Warm Water Acute		AZ Aquatic and Wildlife - Warm Water Chronic		AZ Full Body Contact		AZ Fish Consumption		AZ Partial Body Contact		Dissolved Results	Total Results	Total Recoverable Results	Field Results	Use Exceeded
		Standard	Fraction	Standard	Fraction	Standard	Fraction	Standard	Fraction	Standard	Fraction	Standard	Fraction	Standard	Fraction					
Metals																				
Iron	mg/l	---	---	---	---	---	---	1	DIS	---	---	---	---	---	---	---	<0.0200	---	---	---
Lead	mg/l	0.1	TRC	0.123567	DIS	0.05855	DIS	0.002282	DIS	0.015	TRC	---	---	0.015	TRC	<0.003000	<0.003000	<0.003000	---	AZ Aquatic and Wildlife - Warm Water Chronic*
Magnesium	mg/l	---	---	---	---	---	---	---	---	---	---	---	---	---	---	---	5.15	---	---	---
Manganese	mg/l	---	---	---	---	---	---	---	---	130.66701	---	---	---	130.66701	---	---	---	<0.00200	---	---
Mercury	mg/l	0.01	TRC	0.005	DIS	0.0024	DIS	0.00001	DIS	0.28	TRC	---	---	0.28	TRC	<0.00020	<0.00020	---	---	AZ Aquatic and Wildlife - Warm Water Chronic*
Molybdenum	mg/l	---	---	---	---	---	---	---	---	---	---	---	---	---	---	---	<0.00800	---	---	---
Nickel	mg/l	---	---	3.85373	DIS	0.43394	DIS	0.0482	DIS	28	TRC	0.511	TRC	28	TRC	<0.01000	---	<0.01000	---	---
Potassium	mg/l	---	---	---	---	---	---	---	---	---	---	---	---	---	---	---	<1.00	---	---	---
Selenium	mg/l	0.05	TRC	0.033	TRC	---	---	0.002	TRC	4.667	TRC	0.667	TRC	4.667	TRC	---	<0.00300	<0.00300	---	AZ Aquatic and Wildlife - Warm Water Chronic*
Silver	mg/l	---	---	0.002756	DIS	0.002756	DIS	---	---	4.667	TRC	8	TRC	4.667	TRC	<0.000100	<0.000100	<0.000100	---	---
Sodium	mg/l	---	---	---	---	---	---	---	---	---	---	---	---	---	---	---	21.2	---	---	---
Thallium	mg/l	---	---	---	---	0.7	DIS	0.15	DIS	0.075	TRC	0.001	TRC	0.075	TRC	<0.00200	<0.00200	---	---	AZ Fish Consumption*
Zinc	mg/l	25	TRC	1.03042	DIS	0.10858	DIS	0.10858	DIS	280	TRC	5.106	TRC	280	TRC	<0.00500	<0.00500	<0.00500	---	---
Other																				
Anions (Laboratory)	meq/l	---	---	---	---	---	---	---	---	---	---	---	---	---	---	---	3.19	---	---	---
Cations (Laboratory)	meq/l	---	---	---	---	---	---	---	---	---	---	---	---	---	---	---	2.74	---	---	---
Ion Balance (Laboratory)	%	---	---	---	---	---	---	---	---	---	---	---	---	---	---	---	-7.59	---	---	---
Total Dissolved Solids (Calc by Lab)	mg/l	---	---	---	---	---	---	---	---	---	---	---	---	---	---	---	242	---	---	---

The hardness value used for calculation of hardness-dependent standards is the hardness of the sample itself, not the hardness of a receiving water.
* Detection limit exceeds standard
‡ For comparison only - no analysis exists

Station Name	DC 8.2 W
Sample ID	RESE-1001175
Sample Date	11/16/2004 10:50:00 AM
Basin	Devils Canyon Watershed
Sub-basin	unknown
QC Type	Original data

Surface Water Hydrochemical Data

MONTGOMERY & ASSOCIATES

Parameters and Constituents		Standards														Results				
Name	Units	AZ Agricultural Livestock Watering		AZ Aquatic and Wildlife - Ephemeral Acute		AZ Aquatic and Wildlife - Warm Water Acute		AZ Aquatic and Wildlife - Warm Water Chronic		AZ Full Body Contact		AZ Fish Consumption		AZ Partial Body Contact		Dissolved Results	Total Results	Total Recoverable Results	Field Results	Use Exceeded
		Standard	Fraction	Standard	Fraction	Standard	Fraction	Standard	Fraction	Standard	Fraction	Standard	Fraction	Standard	Fraction					
Bacteria																				
E. Coli	MPN/100ml	---	---	---	---	---	---	---	---	235	---	---	---	575	---	---	2.0	---	---	---
Total Coliforms	MPN/100ml	---	---	---	---	---	---	---	---	---	---	---	---	---	---	---	50	---	---	---
Field Parameters																				
Depth of Water	in	---	---	---	---	---	---	---	---	---	---	---	---	---	---	---	---	---	1.14	---
Dissolved oxygen	mg/l	---	---	---	---	6	---	6	---	---	---	---	---	---	---	---	---	---	3.70	AZ Aquatic and Wildlife - Warm Water Acute† AZ Aquatic and Wildlife - Warm Water Chronic†
Flow Rate	gallons/minute	---	---	---	---	---	---	---	---	---	---	---	---	---	---	---	---	---	2.24	---
pH (Field)	s.u.	6.5 - 9	---	6.5 - 9	---	6.5 - 9	---	6.5 - 9	---	6.5 - 9	---	---	---	6.5 - 9	---	---	---	---	7.30	---
Specific Conductance (Field)	uS/cm	---	---	---	---	---	---	---	---	---	---	---	---	---	---	---	---	---	311.0	---
Temperature (Field)	Deg C	---	---	---	---	---	---	---	---	---	---	---	---	---	---	---	---	---	15.50	---
Turbidity (Field)	NTUs	---	---	---	---	---	---	---	---	---	---	---	---	---	---	---	---	---	1.33	---
Inorganics																				
Alkalinity (as CaCO3)	mg/l	---	---	---	---	---	---	---	---	---	---	---	---	---	---	---	146	---	---	---
Bicarbonate (Calculated by M&A)	mg/l	---	---	---	---	---	---	---	---	---	---	---	---	---	---	---	178	---	---	---
Bicarbonate Alkalinity (as CaCO3)	mg/l	---	---	---	---	---	---	---	---	---	---	---	---	---	---	---	146	---	---	---
Bromide	mg/l	---	---	---	---	---	---	---	---	---	---	---	---	---	---	---	<0.100	---	---	---
Carbonate (Calculated by M&A)	mg/l	---	---	---	---	---	---	---	---	---	---	---	---	---	---	---	--	---	---	---
Carbonate Alkalinity (as CaCO3)	mg/l	---	---	---	---	---	---	---	---	---	---	---	---	---	---	---	<1.00	---	---	---
Chloride	mg/l	---	---	---	---	---	---	---	---	---	---	---	---	---	---	---	5.64	---	---	---
Fluoride	mg/l	---	---	---	---	---	---	---	---	140	---	---	---	140	---	---	0.320	---	---	---
Hardness (as CaCO3)	mg/l	---	---	---	---	---	---	---	---	---	---	---	---	---	---	---	101.0	---	---	---
Nitrate as N	mg/l	---	---	---	---	---	---	---	---	3733.33	---	---	---	3733.33	---	---	0.15	---	---	---
Nitrate+Nitrite as N	mg/l	---	---	---	---	---	---	---	---	---	---	---	---	---	---	---	<0.20	---	---	---
Nitrate+Nitrite as N (calculated by M&A)	mg/l	---	---	---	---	---	---	---	---	3733.33	---	---	---	3733.33	---	---	0.15	---	---	---
Nitrite as N	mg/l	---	---	---	---	---	---	---	---	233.33	---	---	---	233.33	---	---	<0.10	---	---	---
Ortho-Phosphate	mg/l	---	---	---	---	---	---	---	---	---	---	---	---	---	---	---	<0.50	---	---	---
Silica	mg/l	---	---	---	---	---	---	---	---	---	---	---	---	---	---	---	70.0	---	---	---
Sulfate	mg/l	---	---	---	---	---	---	---	---	---	---	---	---	---	---	---	5.45	---	---	---
Sulfide	mg/l	---	---	---	---	---	---	---	---	---	---	---	---	---	---	---	<1.000	---	---	---
Lab Parameters																				
Color	Color Units	---	---	---	---	---	---	---	---	---	---	---	---	---	---	---	<1.0	---	---	---
Total Dissolved Solids (Laboratory)	mg/l	---	---	---	---	---	---	---	---	---	---	---	---	---	---	---	221	---	---	---
Total Suspended Solids	mg/l	---	---	---	---	---	---	---	---	---	---	---	---	---	---	---	<5.00	---	---	---
Metals																				
Aluminum	mg/l	---	---	---	---	---	---	---	---	---	---	---	---	---	---	---	0.0730	---	---	---
Antimony	mg/l	---	---	---	---	0.088	DIS	0.03	DIS	0.747	TRC	0.64	TRC	0.747	TRC	<0.00300	<0.00300	<0.00300	---	---
Arsenic	mg/l	0.2	TRC	0.44	DIS	0.34	DIS	0.15	DIS	0.03	TRC	0.08	TRC	0.28	TRC	<0.00300	<0.00300	<0.00300	---	---
Barium	mg/l	---	---	---	---	---	---	---	---	98	TRC	---	---	98	TRC	0.0224	---	---	---	---
Beryllium	mg/l	---	---	---	---	---	---	---	---	1.867	TRC	0.084	TRC	1.867	TRC	<0.00200	<0.00200	<0.00200	---	---
Boron	mg/l	---	---	---	---	---	---	---	---	186.667	TRC	---	---	186.667	TRC	---	<0.0400	---	---	---
Cadmium	mg/l	0.05	---	0.023027	DIS	0.007946	DIS	0.000565	DIS	0.7	TRC	0.084	TRC	0.7	TRC	<0.000100	<0.000100	<0.000100	---	---
Calcium	mg/l	---	---	---	---	---	---	---	---	---	---	---	---	---	---	---	30.6	---	---	---
Chromium	mg/l	1	---	---	---	---	---	---	---	---	---	---	---	---	---	<0.00600	---	<0.00600	---	---
Chromium, Hexavalent‡	mg/l	---	---	0.034	DIS	0.016	DIS	0.011	DIS	2.8	TRC	0.15	TRC	2.8	TRC	<0.00600	---	<0.00600	---	---
Chromium, Trivalent‡	mg/l	---	---	1.92729	TRC	0.57443	TRC	0.07472	TRC	1400	TRC	75	TRC	1400	TRC	<0.00600	---	<0.00600	---	---
Cobalt	mg/l	---	---	---	---	---	---	---	---	---	---	---	---	---	---	---	<0.00600	---	---	---

Station Name	DC 8.2 W
Sample ID	RESE-1001175
Sample Date	11/16/2004 10:50:00 AM
Basin	Devils Canyon Watershed
Sub-basin	unknown
QC Type	Original data

Surface Water Hydrochemical Data

MONTGOMERY & ASSOCIATES

Parameters and Constituents		Standards														Results				
Name	Units	AZ Agricultural Livestock Watering		AZ Aquatic and Wildlife - Ephemeral Acute		AZ Aquatic and Wildlife - Warm Water Acute		AZ Aquatic and Wildlife - Warm Water Chronic		AZ Full Body Contact		AZ Fish Consumption		AZ Partial Body Contact		Dissolved Results	Total Results	Total Recoverable Results	Field Results	Use Exceeded
		Standard	Fraction	Standard	Fraction	Standard	Fraction	Standard	Fraction	Standard	Fraction	Standard	Fraction	Standard	Fraction					
Metals																				
Copper	mg/l	0.5	TRC	0.02348	DIS	0.01357	DIS	0.00903	DIS	1.3	TRC	---	---	1.3	TRC	<0.01000	<0.01000	<0.01000	---	AZ Aquatic and Wildlife - Warm Water Chronic*
Iron	mg/l	---	---	---	---	---	---	1	DIS	---	---	---	---	---	---	---	0.1610	---	---	---
Lead	mg/l	0.1	TRC	0.13778	DIS	0.065285	DIS	0.002544	DIS	0.015	TRC	---	---	0.015	TRC	<0.003000	<0.003000	<0.003000	---	AZ Aquatic and Wildlife - Warm Water Chronic*
Magnesium	mg/l	---	---	---	---	---	---	---	---	---	---	---	---	---	---	---	5.93	---	---	---
Manganese	mg/l	---	---	---	---	---	---	---	---	130.66701	---	---	---	130.66701	---	---	---	0.01920	---	---
Mercury	mg/l	0.01	TRC	0.005	DIS	0.0024	DIS	0.00001	DIS	0.28	TRC	---	---	0.28	TRC	<0.00020	<0.00020	---	---	AZ Aquatic and Wildlife - Warm Water Chronic*
Molybdenum	mg/l	---	---	---	---	---	---	---	---	---	---	---	---	---	---	---	<0.00800	---	---	---
Nickel	mg/l	---	---	4.1935	DIS	0.47219	DIS	0.05245	DIS	28	TRC	0.511	TRC	28	TRC	<0.01000	---	<0.01000	---	---
Potassium	mg/l	---	---	---	---	---	---	---	---	---	---	---	---	---	---	---	1.02	---	---	---
Selenium	mg/l	0.05	TRC	0.033	TRC	---	---	0.002	TRC	4.667	TRC	0.667	TRC	4.667	TRC	---	<0.00300	<0.00300	---	AZ Aquatic and Wildlife - Warm Water Chronic*
Silver	mg/l	---	---	0.003272	DIS	0.003272	DIS	---	---	4.667	TRC	8	TRC	4.667	TRC	<0.000100	<0.000100	<0.000100	---	---
Sodium	mg/l	---	---	---	---	---	---	---	---	---	---	---	---	---	---	---	24.0	---	---	---
Thallium	mg/l	---	---	---	---	0.7	DIS	0.15	DIS	0.075	TRC	0.001	TRC	0.075	TRC	<0.00200	<0.00200	---	---	AZ Fish Consumption*
Zinc	mg/l	25	TRC	1.12141	DIS	0.11817	DIS	0.11817	DIS	280	TRC	5.106	TRC	280	TRC	<0.01000	<0.01000	<0.01000	---	---
Other																				
Anions (Laboratory)	meq/l	---	---	---	---	---	---	---	---	---	---	---	---	---	---	---	3.21	---	---	---
Cations (Laboratory)	meq/l	---	---	---	---	---	---	---	---	---	---	---	---	---	---	---	3.11	---	---	---
Ion Balance (Laboratory)	%	---	---	---	---	---	---	---	---	---	---	---	---	---	---	---	-1.60	---	---	---
Total Dissolved Solids (Calc by Lab)	mg/l	---	---	---	---	---	---	---	---	---	---	---	---	---	---	---	249	---	---	---

The hardness value used for calculation of hardness-dependent standards is the hardness of the sample itself, not the hardness of a receiving water.
* Detection limit exceeds standard
† Exceedance is considered less than regulatory limit
‡ For comparison only - no analysis exists

Station Name	DC 8.2 W
Sample ID	RESE-1001196
Sample Date	2/25/2005 10:26:00 AM
Basin	Devils Canyon Watershed
Sub-basin	unknown
QC Type	Original data

Surface Water Hydrochemical Data

MONTGOMERY & ASSOCIATES

Parameters and Constituents		Standards														Results				
Name	Units	AZ Agricultural Livestock Watering		AZ Aquatic and Wildlife - Ephemeral Acute		AZ Aquatic and Wildlife - Warm Water Acute		AZ Aquatic and Wildlife - Warm Water Chronic		AZ Full Body Contact		AZ Fish Consumption		AZ Partial Body Contact		Dissolved Results	Total Results	Total Recoverable Results	Field Results	Use Exceeded
		Standard	Fraction	Standard	Fraction	Standard	Fraction	Standard	Fraction	Standard	Fraction	Standard	Fraction	Standard	Fraction					
Bacteria																				
E. Coli	MPN/100ml	---	---	---	---	---	---	---	---	235	---	---	---	575	---	---	<2.0	---	---	---
Total Coliforms	MPN/100ml	---	---	---	---	---	---	---	---	---	---	---	---	---	---	---	13	---	---	---
Field Parameters																				
Dissolved oxygen	mg/l	---	---	---	---	6	---	6	---	---	---	---	---	---	---	---	---	---	6.71	---
Flow Rate	gallons/minute	---	---	---	---	---	---	---	---	---	---	---	---	---	---	---	---	---	3.00 j	---
pH (Field)	s.u.	6.5 - 9	---	6.5 - 9	---	6.5 - 9	---	6.5 - 9	---	6.5 - 9	---	---	---	6.5 - 9	---	---	---	---	7.50	---
Specific Conductance (Field)	uS/cm	---	---	---	---	---	---	---	---	---	---	---	---	---	---	---	---	---	273.8	---
Temperature (Field)	Deg C	---	---	---	---	---	---	---	---	---	---	---	---	---	---	---	---	---	22.40	---
Turbidity (Field)	NTUs	---	---	---	---	---	---	---	---	---	---	---	---	---	---	---	---	---	0.51	---
Inorganics																				
Alkalinity (as CaCO3)	mg/l	---	---	---	---	---	---	---	---	---	---	---	---	---	---	---	130	---	---	---
Bicarbonate (Calculated by M&A)	mg/l	---	---	---	---	---	---	---	---	---	---	---	---	---	---	---	159	---	---	---
Bicarbonate Alkalinity (as CaCO3)	mg/l	---	---	---	---	---	---	---	---	---	---	---	---	---	---	---	130	---	---	---
Bromide	mg/l	---	---	---	---	---	---	---	---	---	---	---	---	---	---	---	<0.100	---	---	---
Carbonate (Calculated by M&A)	mg/l	---	---	---	---	---	---	---	---	---	---	---	---	---	---	---	--	---	---	---
Carbonate Alkalinity (as CaCO3)	mg/l	---	---	---	---	---	---	---	---	---	---	---	---	---	---	---	<1.00	---	---	---
Chloride	mg/l	---	---	---	---	---	---	---	---	---	---	---	---	---	---	---	4.61	---	---	---
Fluoride	mg/l	---	---	---	---	---	---	---	---	140	---	---	---	140	---	---	0.282	---	---	---
Hardness (as CaCO3)	mg/l	---	---	---	---	---	---	---	---	---	---	---	---	---	---	---	93.6	---	---	---
Nitrate as N	mg/l	---	---	---	---	---	---	---	---	3733.33	---	---	---	3733.33	---	---	0.51	---	---	---
Nitrate+Nitrite as N	mg/l	---	---	---	---	---	---	---	---	---	---	---	---	---	---	---	0.51	---	---	---
Nitrate+Nitrite as N (calculated by M&A)	mg/l	---	---	---	---	---	---	---	---	3733.33	---	---	---	3733.33	---	---	0.51	---	---	---
Nitrite as N	mg/l	---	---	---	---	---	---	---	---	233.33	---	---	---	233.33	---	---	<0.10	---	---	---
Ortho-Phosphate	mg/l	---	---	---	---	---	---	---	---	---	---	---	---	---	---	---	<0.50	---	---	---
Silica	mg/l	---	---	---	---	---	---	---	---	---	---	---	---	---	---	---	70.2	---	---	---
Sulfate	mg/l	---	---	---	---	---	---	---	---	---	---	---	---	---	---	---	4.65	---	---	---
Sulfide	mg/l	---	---	---	---	---	---	---	---	---	---	---	---	---	---	---	<1.000	---	---	---
Lab Parameters																				
Color	Color Units	---	---	---	---	---	---	---	---	---	---	---	---	---	---	---	<1.0	---	---	---
Total Dissolved Solids (Laboratory)	mg/l	---	---	---	---	---	---	---	---	---	---	---	---	---	---	---	201	---	---	---
Total Suspended Solids	mg/l	---	---	---	---	---	---	---	---	---	---	---	---	---	---	---	5.00	---	---	---
Metals																				
Aluminum	mg/l	---	---	---	---	---	---	---	---	---	---	---	---	---	---	---	0.0610	---	---	---
Antimony	mg/l	---	---	---	---	0.088	DIS	0.03	DIS	0.747	TRC	0.64	TRC	0.747	TRC	<0.00300	<0.00300	<0.00300	---	---
Arsenic	mg/l	0.2	TRC	0.44	DIS	0.34	DIS	0.15	DIS	0.03	TRC	0.08	TRC	0.28	TRC	0.00310	<0.00300	<0.00300	---	---
Barium	mg/l	---	---	---	---	---	---	---	---	98	TRC	---	---	98	TRC	0.0181	---	---	---	---
Beryllium	mg/l	---	---	---	---	---	---	---	---	1.867	TRC	0.084	TRC	1.867	TRC	<0.00200	<0.00200	<0.00200	---	---
Boron	mg/l	---	---	---	---	---	---	---	---	186.667	TRC	---	---	186.667	TRC	---	<0.0400	---	---	---
Cadmium	mg/l	0.05	---	0.021385	DIS	0.007379	DIS	0.000536	DIS	0.7	TRC	0.084	TRC	0.7	TRC	<0.000200	<0.000200	<0.000200	---	---
Calcium	mg/l	---	---	---	---	---	---	---	---	---	---	---	---	---	---	---	28.8	---	---	---
Chromium	mg/l	1	---	---	---	---	---	---	---	---	---	---	---	---	---	<0.00600	---	<0.00600	---	---
Chromium, Hexavalent‡	mg/l	---	---	0.034	DIS	0.016	DIS	0.011	DIS	2.8	TRC	0.15	TRC	2.8	TRC	<0.00600	---	<0.00600	---	---
Chromium, Trivalent‡	mg/l	---	---	1.81085	TRC	0.53972	TRC	0.07021	TRC	1400	TRC	75	TRC	1400	TRC	<0.00600	---	<0.00600	---	---
Cobalt	mg/l	---	---	---	---	---	---	---	---	---	---	---	---	---	---	---	<0.00600	---	---	---
Copper	mg/l	0.5	TRC	0.02186	DIS	0.01263	DIS	0.00846	DIS	1.3	TRC	---	---	1.3	TRC	<0.01000	<0.01000	<0.01000	---	AZ Aquatic and Wildlife - Warm Water Chronic*
Iron	mg/l	---	---	---	---	---	---	1	DIS	---	---	---	---	---	---	---	<0.0600	---	---	---

Station Name	DC 8.2 W
Sample ID	RESE-1001196
Sample Date	2/25/2005 10:26:00 AM
Basin	Devils Canyon Watershed
Sub-basin	unknown
QC Type	Original data

Surface Water Hydrochemical Data

MONTGOMERY & ASSOCIATES

Parameters and Constituents		Standards														Results				
Name	Units	AZ Agricultural Livestock Watering		AZ Aquatic and Wildlife - Ephemeral Acute		AZ Aquatic and Wildlife - Warm Water Acute		AZ Aquatic and Wildlife - Warm Water Chronic		AZ Full Body Contact		AZ Fish Consumption		AZ Partial Body Contact		Dissolved Results	Total Results	Total Recoverable Results	Field Results	Use Exceeded
		Standard	Fraction	Standard	Fraction	Standard	Fraction	Standard	Fraction	Standard	Fraction	Standard	Fraction	Standard	Fraction					
Metals																				
Lead	mg/l	0.1	TRC	0.126816	DIS	0.06009	DIS	0.002342	DIS	0.015	TRC	---	---	0.015	TRC	<0.003000	<0.003000	<0.003000	---	AZ Aquatic and Wildlife - Warm Water Chronic*
Magnesium	mg/l	---	---	---	---	---	---	---	---	---	---	---	---	---	---	---	5.30	---	---	---
Manganese	mg/l	---	---	---	---	---	---	---	---	130.66701	---	---	---	130.66701	---	---	---	<0.00400	---	---
Mercury	mg/l	0.01	TRC	0.005	DIS	0.0024	DIS	0.00001	DIS	0.28	TRC	---	---	0.28	TRC	<0.00020	<0.00020	---	---	AZ Aquatic and Wildlife - Warm Water Chronic*
Molybdenum	mg/l	---	---	---	---	---	---	---	---	---	---	---	---	---	---	---	<0.00800	---	---	---
Nickel	mg/l	---	---	3.93206	DIS	0.44276	DIS	0.04918	DIS	28	TRC	0.511	TRC	28	TRC	<0.01000	---	<0.01000	---	---
Potassium	mg/l	---	---	---	---	---	---	---	---	---	---	---	---	---	---	---	1.11	---	---	---
Selenium	mg/l	0.05	TRC	0.033	TRC	---	---	0.002	TRC	4.667	TRC	0.667	TRC	4.667	TRC	---	<0.00300	<0.00300	---	AZ Aquatic and Wildlife - Warm Water Chronic*
Silver	mg/l	---	---	0.002871	DIS	0.002871	DIS	---	---	4.667	TRC	8	TRC	4.667	TRC	<0.000100	<0.000100	<0.000100	---	---
Sodium	mg/l	---	---	---	---	---	---	---	---	---	---	---	---	---	---	---	21.5	---	---	---
Thallium	mg/l	---	---	---	---	0.7	DIS	0.15	DIS	0.075	TRC	0.001	TRC	0.075	TRC	<0.00200	<0.00200	---	---	AZ Fish Consumption*
Zinc	mg/l	25	TRC	1.0514	DIS	0.11079	DIS	0.11079	DIS	280	TRC	5.106	TRC	280	TRC	<0.01000	<0.01000	<0.01000	---	---
Other																				
Anions (Laboratory)	meq/l	---	---	---	---	---	---	---	---	---	---	---	---	---	---	---	2.84	---	---	---
Cations (Laboratory)	meq/l	---	---	---	---	---	---	---	---	---	---	---	---	---	---	---	2.86	---	---	---
Ion Balance (Laboratory)	%	---	---	---	---	---	---	---	---	---	---	---	---	---	---	---	0.40	---	---	---
Total Dissolved Solids (Calc by Lab)	mg/l	---	---	---	---	---	---	---	---	---	---	---	---	---	---	---	233	---	---	---

The hardness value used for calculation of hardness-dependent standards is the hardness of the sample itself, not the hardness of a receiving water.
* Detection limit exceeds standard
‡ For comparison only - no analysis exists

Station Name	DC 8.2 W
Sample ID	RESE-1001212
Sample Date	5/11/2005 11:45:00 AM
Basin	Devils Canyon Watershed
Sub-basin	unknown
QC Type	Original data

Surface Water Hydrochemical Data

MONTGOMERY & ASSOCIATES

Parameters and Constituents		Standards														Results				
Name	Units	AZ Agricultural Livestock Watering		AZ Aquatic and Wildlife - Ephemeral Acute		AZ Aquatic and Wildlife - Warm Water Acute		AZ Aquatic and Wildlife - Warm Water Chronic		AZ Full Body Contact		AZ Fish Consumption		AZ Partial Body Contact		Dissolved Results	Total Results	Total Recoverable Results	Field Results	Use Exceeded
		Standard	Fraction	Standard	Fraction	Standard	Fraction	Standard	Fraction	Standard	Fraction	Standard	Fraction	Standard	Fraction					
Bacteria																				
E. Coli	MPN/100ml	---	---	---	---	---	---	---	---	235	---	---	---	575	---	---	6 ge	---	---	---
Total Coliforms	MPN/100ml	---	---	---	---	---	---	---	---	---	---	---	---	---	---	---	17	---	---	---
Field Parameters																				
Dissolved oxygen	mg/l	---	---	---	---	6	---	6	---	---	---	---	---	---	---	---	---	---	7.35	---
Flow Rate	gallons/minute	---	---	---	---	---	---	---	---	---	---	---	---	---	---	---	---	---	10.00 j	---
pH (Field)	s.u.	6.5 - 9	---	6.5 - 9	---	6.5 - 9	---	6.5 - 9	---	6.5 - 9	---	---	---	6.5 - 9	---	---	---	---	7.40	---
Specific Conductance (Field)	uS/cm	---	---	---	---	---	---	---	---	---	---	---	---	---	---	---	---	---	205.6	---
Temperature (Field)	Deg C	---	---	---	---	---	---	---	---	---	---	---	---	---	---	---	---	---	22.70	---
Turbidity (Field)	NTUs	---	---	---	---	---	---	---	---	---	---	---	---	---	---	---	---	---	0.01	---
Inorganics																				
Alkalinity (as CaCO3)	mg/l	---	---	---	---	---	---	---	---	---	---	---	---	---	---	---	131	---	---	---
Bicarbonate (Calculated by M&A)	mg/l	---	---	---	---	---	---	---	---	---	---	---	---	---	---	---	160	---	---	---
Bicarbonate Alkalinity (as CaCO3)	mg/l	---	---	---	---	---	---	---	---	---	---	---	---	---	---	---	131	---	---	---
Bromide	mg/l	---	---	---	---	---	---	---	---	---	---	---	---	---	---	---	<0.100	---	---	---
Carbonate (Calculated by M&A)	mg/l	---	---	---	---	---	---	---	---	---	---	---	---	---	---	---	--	---	---	---
Carbonate Alkalinity (as CaCO3)	mg/l	---	---	---	---	---	---	---	---	---	---	---	---	---	---	---	<1.00	---	---	---
Chloride	mg/l	---	---	---	---	---	---	---	---	---	---	---	---	---	---	---	5.04	---	---	---
Fluoride	mg/l	---	---	---	---	---	---	---	---	140	---	---	---	140	---	---	0.293	---	---	---
Hardness (as CaCO3)	mg/l	---	---	---	---	---	---	---	---	---	---	---	---	---	---	---	92.7	---	---	---
Nitrate as N	mg/l	---	---	---	---	---	---	---	---	3733.33	---	---	---	3733.33	---	---	0.49	---	---	---
Nitrate+Nitrite as N	mg/l	---	---	---	---	---	---	---	---	---	---	---	---	---	---	---	0.49	---	---	---
Nitrate+Nitrite as N (calculated by M&A)	mg/l	---	---	---	---	---	---	---	---	3733.33	---	---	---	3733.33	---	---	0.49	---	---	---
Nitrite as N	mg/l	---	---	---	---	---	---	---	---	233.33	---	---	---	233.33	---	---	<0.10	---	---	---
Ortho-Phosphate	mg/l	---	---	---	---	---	---	---	---	---	---	---	---	---	---	---	<0.50	---	---	---
Silica	mg/l	---	---	---	---	---	---	---	---	---	---	---	---	---	---	---	67.3	---	---	---
Sulfate	mg/l	---	---	---	---	---	---	---	---	---	---	---	---	---	---	---	4.17	---	---	---
Sulfide	mg/l	---	---	---	---	---	---	---	---	---	---	---	---	---	---	---	<1.000	---	---	---
Lab Parameters																				
Color	Color Units	---	---	---	---	---	---	---	---	---	---	---	---	---	---	---	<1.0	---	---	---
Total Dissolved Solids (Laboratory)	mg/l	---	---	---	---	---	---	---	---	---	---	---	---	---	---	---	158	---	---	---
Total Suspended Solids	mg/l	---	---	---	---	---	---	---	---	---	---	---	---	---	---	---	29.00	---	---	---
Metals																				
Aluminum	mg/l	---	---	---	---	---	---	---	---	---	---	---	---	---	---	---	<0.0300	---	---	---
Antimony	mg/l	---	---	---	---	0.088	DIS	0.03	DIS	0.747	TRC	0.64	TRC	0.747	TRC	<0.00300	<0.00300	<0.00300	---	---
Arsenic	mg/l	0.2	TRC	0.44	DIS	0.34	DIS	0.15	DIS	0.03	TRC	0.08	TRC	0.28	TRC	<0.00300	<0.00300	<0.00300	---	---
Barium	mg/l	---	---	---	---	---	---	---	---	98	TRC	---	---	98	TRC	0.0186	---	---	---	---
Beryllium	mg/l	---	---	---	---	---	---	---	---	1.867	TRC	0.084	TRC	1.867	TRC	<0.00200	<0.00200	<0.00200	---	---
Boron	mg/l	---	---	---	---	---	---	---	---	186.667	TRC	---	---	186.667	TRC	---	<0.0400	---	---	---
Cadmium	mg/l	0.05	---	0.021185	DIS	0.00731	DIS	0.000533	DIS	0.7	TRC	0.084	TRC	0.7	TRC	<0.000200	<0.000200	<0.000200	---	---
Calcium	mg/l	---	---	---	---	---	---	---	---	---	---	---	---	---	---	---	28.5	---	---	---
Chromium	mg/l	1	---	---	---	---	---	---	---	---	---	---	---	---	---	<0.00600	---	<0.00600	---	---
Chromium, Hexavalent‡	mg/l	---	---	0.034	DIS	0.016	DIS	0.011	DIS	2.8	TRC	0.15	TRC	2.8	TRC	<0.00600	---	<0.00600	---	---
Chromium, Trivalent‡	mg/l	---	---	1.79658	TRC	0.53547	TRC	0.06965	TRC	1400	TRC	75	TRC	1400	TRC	<0.00600	---	<0.00600	---	---
Cobalt	mg/l	---	---	---	---	---	---	---	---	---	---	---	---	---	---	---	<0.00600	---	---	---
Copper	mg/l	0.5	TRC	0.02166	DIS	0.01251	DIS	0.00839	DIS	1.3	TRC	---	---	1.3	TRC	<0.01000	<0.01000	<0.01000	---	AZ Aquatic and Wildlife - Warm Water Chronic*
Iron	mg/l	---	---	---	---	---	---	1	DIS	---	---	---	---	---	---	---	<0.0600	---	---	---

Station Name	DC 8.2 W
Sample ID	RESE-1001212
Sample Date	5/11/2005 11:45:00 AM
Basin	Devils Canyon Watershed
Sub-basin	unknown
QC Type	Original data

Surface Water Hydrochemical Data

MONTGOMERY & ASSOCIATES

Parameters and Constituents		Standards														Results				
Name	Units	AZ Agricultural Livestock Watering		AZ Aquatic and Wildlife - Ephemeral Acute		AZ Aquatic and Wildlife - Warm Water Acute		AZ Aquatic and Wildlife - Warm Water Chronic		AZ Full Body Contact		AZ Fish Consumption		AZ Partial Body Contact		Dissolved Results	Total Results	Total Recoverable Results	Field Results	Use Exceeded
		Standard	Fraction	Standard	Fraction	Standard	Fraction	Standard	Fraction	Standard	Fraction	Standard	Fraction	Standard	Fraction					
Metals																				
Lead	mg/l	0.1	TRC	0.125486	DIS	0.05946	DIS	0.002317	DIS	0.015	TRC	---	---	0.015	TRC	<0.003000	<0.003000	<0.003000	---	AZ Aquatic and Wildlife - Warm Water Chronic*
Magnesium	mg/l	---	---	---	---	---	---	---	---	---	---	---	---	---	---	---	5.20	---	---	---
Manganese	mg/l	---	---	---	---	---	---	---	---	130.66701	---	---	---	130.66701	---	---	---	<0.00400	---	---
Mercury	mg/l	0.01	TRC	0.005	DIS	0.0024	DIS	0.00001	DIS	0.28	TRC	---	---	0.28	TRC	<0.00020	<0.00020	---	---	AZ Aquatic and Wildlife - Warm Water Chronic*
Molybdenum	mg/l	---	---	---	---	---	---	---	---	---	---	---	---	---	---	---	<0.00800	---	---	---
Nickel	mg/l	---	---	3.90005	DIS	0.43915	DIS	0.04878	DIS	28	TRC	0.511	TRC	28	TRC	<0.01000	---	<0.01000	---	---
Potassium	mg/l	---	---	---	---	---	---	---	---	---	---	---	---	---	---	---	0.87	---	---	---
Selenium	mg/l	0.05	TRC	0.033	TRC	---	---	0.002	TRC	4.667	TRC	0.667	TRC	4.667	TRC	---	<0.00300	<0.00300	---	AZ Aquatic and Wildlife - Warm Water Chronic*
Silver	mg/l	---	---	0.002824	DIS	0.002824	DIS	---	---	4.667	TRC	8	TRC	4.667	TRC	<0.000100	<0.000100	<0.000100	---	---
Sodium	mg/l	---	---	---	---	---	---	---	---	---	---	---	---	---	---	---	20.7	---	---	---
Thallium	mg/l	---	---	---	---	0.7	DIS	0.15	DIS	0.075	TRC	0.001	TRC	0.075	TRC	<0.00200	<0.00200	---	---	AZ Fish Consumption*
Zinc	mg/l	25	TRC	1.04282	DIS	0.10989	DIS	0.10989	DIS	280	TRC	5.106	TRC	280	TRC	<0.01000	<0.01000	<0.01000	---	---
Other																				
Anions (Laboratory)	meq/l	---	---	---	---	---	---	---	---	---	---	---	---	---	---	---	2.87	---	---	---
Cations (Laboratory)	meq/l	---	---	---	---	---	---	---	---	---	---	---	---	---	---	---	2.77	---	---	---
Ion Balance (Laboratory)	%	---	---	---	---	---	---	---	---	---	---	---	---	---	---	---	-1.80	---	---	---
Total Dissolved Solids (Calc by Lab)	mg/l	---	---	---	---	---	---	---	---	---	---	---	---	---	---	---	229	---	---	---

The hardness value used for calculation of hardness-dependent standards is the hardness of the sample itself, not the hardness of a receiving water.
* Detection limit exceeds standard
‡ For comparison only - no analysis exists

Station Name	DC 8.2 W
Sample ID	RESE-1001227
Sample Date	8/16/2005 8:45:00 AM
Basin	Devils Canyon Watershed
Sub-basin	unknown
QC Type	Original data

Surface Water Hydrochemical Data

MONTGOMERY & ASSOCIATES

Parameters and Constituents		Standards														Results				
Name	Units	AZ Agricultural Livestock Watering		AZ Aquatic and Wildlife - Ephemeral Acute		AZ Aquatic and Wildlife - Warm Water Acute		AZ Aquatic and Wildlife - Warm Water Chronic		AZ Full Body Contact		AZ Fish Consumption		AZ Partial Body Contact		Dissolved Results	Total Results	Total Recoverable Results	Field Results	Use Exceeded
		Standard	Fraction	Standard	Fraction	Standard	Fraction	Standard	Fraction	Standard	Fraction	Standard	Fraction	Standard	Fraction					
Bacteria																				
E. Coli	MPN/100ml	---	---	---	---	---	---	---	---	235	---	---	---	575	---	---	2.0	---	---	---
Total Coliforms	MPN/100ml	---	---	---	---	---	---	---	---	---	---	---	---	---	---	---	1600 ge	---	---	---
Field Parameters																				
Dissolved oxygen	mg/l	---	---	---	---	6	---	6	---	---	---	---	---	---	---	---	---	---	6.88	---
Flow Rate	gallons/minute	---	---	---	---	---	---	---	---	---	---	---	---	---	---	---	---	---	1.00 j	---
pH (Field)	s.u.	6.5 - 9	---	6.5 - 9	---	6.5 - 9	---	6.5 - 9	---	6.5 - 9	---	---	---	6.5 - 9	---	---	---	---	7.40	---
Specific Conductance (Field)	uS/cm	---	---	---	---	---	---	---	---	---	---	---	---	---	---	---	---	---	267.7	---
Temperature (Field)	Deg C	---	---	---	---	---	---	---	---	---	---	---	---	---	---	---	---	---	23.40	---
Turbidity (Field)	NTUs	---	---	---	---	---	---	---	---	---	---	---	---	---	---	---	---	---	0.82	---
Inorganics																				
Alkalinity (as CaCO3)	mg/l	---	---	---	---	---	---	---	---	---	---	---	---	---	---	---	133	---	---	---
Bicarbonate (Calculated by M&A)	mg/l	---	---	---	---	---	---	---	---	---	---	---	---	---	---	---	162	---	---	---
Bicarbonate Alkalinity (as CaCO3)	mg/l	---	---	---	---	---	---	---	---	---	---	---	---	---	---	---	133	---	---	---
Bromide	mg/l	---	---	---	---	---	---	---	---	---	---	---	---	---	---	---	0.117	---	---	---
Carbonate (Calculated by M&A)	mg/l	---	---	---	---	---	---	---	---	---	---	---	---	---	---	---	--	---	---	---
Carbonate Alkalinity (as CaCO3)	mg/l	---	---	---	---	---	---	---	---	---	---	---	---	---	---	---	<1.00	---	---	---
Chloride	mg/l	---	---	---	---	---	---	---	---	---	---	---	---	---	---	---	4.80	---	---	---
Fluoride	mg/l	---	---	---	---	---	---	---	---	140	---	---	---	140	---	---	0.266	---	---	---
Hardness (as CaCO3)	mg/l	---	---	---	---	---	---	---	---	---	---	---	---	---	---	---	91.5	---	---	---
Nitrate as N	mg/l	---	---	---	---	---	---	---	---	3733.33	---	---	---	3733.33	---	---	0.46	---	---	---
Nitrate+Nitrite as N	mg/l	---	---	---	---	---	---	---	---	---	---	---	---	---	---	---	0.46	---	---	---
Nitrate+Nitrite as N (calculated by M&A)	mg/l	---	---	---	---	---	---	---	---	3733.33	---	---	---	3733.33	---	---	0.46	---	---	---
Nitrite as N	mg/l	---	---	---	---	---	---	---	---	233.33	---	---	---	233.33	---	---	<0.10	---	---	---
Ortho-Phosphate	mg/l	---	---	---	---	---	---	---	---	---	---	---	---	---	---	---	<0.50	---	---	---
Silica	mg/l	---	---	---	---	---	---	---	---	---	---	---	---	---	---	---	72.7	---	---	---
Sulfate	mg/l	---	---	---	---	---	---	---	---	---	---	---	---	---	---	---	4.02	---	---	---
Sulfide	mg/l	---	---	---	---	---	---	---	---	---	---	---	---	---	---	---	<1.000	---	---	---
Lab Parameters																				
Color	Color Units	---	---	---	---	---	---	---	---	---	---	---	---	---	---	---	<1.0	---	---	---
Total Dissolved Solids (Laboratory)	mg/l	---	---	---	---	---	---	---	---	---	---	---	---	---	---	---	212	---	---	---
Total Suspended Solids	mg/l	---	---	---	---	---	---	---	---	---	---	---	---	---	---	---	31.00	---	---	---
Metals																				
Aluminum	mg/l	---	---	---	---	---	---	---	---	---	---	---	---	---	---	---	0.1730	---	---	---
Antimony	mg/l	---	---	---	---	0.088	DIS	0.03	DIS	0.747	TRC	0.64	TRC	0.747	TRC	<0.00300	<0.00300	<0.00300	---	---
Arsenic	mg/l	0.2	TRC	0.44	DIS	0.34	DIS	0.15	DIS	0.03	TRC	0.08	TRC	0.28	TRC	<0.00300	<0.00300	<0.00300	---	---
Barium	mg/l	---	---	---	---	---	---	---	---	98	TRC	---	---	98	TRC	0.0184	---	---	---	---
Beryllium	mg/l	---	---	---	---	---	---	---	---	1.867	TRC	0.084	TRC	1.867	TRC	<0.00200	<0.00200	<0.00200	---	---
Boron	mg/l	---	---	---	---	---	---	---	---	186.667	TRC	---	---	186.667	TRC	---	<0.0400	---	---	---
Cadmium	mg/l	0.05	---	0.020918	DIS	0.007218	DIS	0.000528	DIS	0.7	TRC	0.084	TRC	0.7	TRC	<0.000200	0.000100	<0.000200	---	---
Calcium	mg/l	---	---	---	---	---	---	---	---	---	---	---	---	---	---	---	27.9	---	---	---
Chromium	mg/l	1	---	---	---	---	---	---	---	---	---	---	---	---	---	<0.00600	---	<0.00600	---	---
Chromium, Hexavalent‡	mg/l	---	---	0.034	DIS	0.016	DIS	0.011	DIS	2.8	TRC	0.15	TRC	2.8	TRC	<0.00600	---	<0.00600	---	---
Chromium, Trivalent‡	mg/l	---	---	1.77751	TRC	0.52978	TRC	0.06891	TRC	1400	TRC	75	TRC	1400	TRC	<0.00600	---	<0.00600	---	---
Cobalt	mg/l	---	---	---	---	---	---	---	---	---	---	---	---	---	---	---	<0.00600	---	---	---
Copper	mg/l	0.5	TRC	0.02139	DIS	0.01236	DIS	0.0083	DIS	1.3	TRC	---	---	1.3	TRC	<0.01000	<0.01000	<0.01000	---	AZ Aquatic and Wildlife - Warm Water Chronic*
Iron	mg/l	---	---	---	---	---	---	1	DIS	---	---	---	---	---	---	---	0.1370	---	---	---

Station Name	DC 8.2 W
Sample ID	RESE-1001227
Sample Date	8/16/2005 8:45:00 AM
Basin	Devils Canyon Watershed
Sub-basin	unknown
QC Type	Original data

Surface Water Hydrochemical Data

MONTGOMERY & ASSOCIATES

Parameters and Constituents		Standards														Results				
Name	Units	AZ Agricultural Livestock Watering		AZ Aquatic and Wildlife - Ephemeral Acute		AZ Aquatic and Wildlife - Warm Water Acute		AZ Aquatic and Wildlife - Warm Water Chronic		AZ Full Body Contact		AZ Fish Consumption		AZ Partial Body Contact		Dissolved Results	Total Results	Total Recoverable Results	Field Results	Use Exceeded
		Standard	Fraction	Standard	Fraction	Standard	Fraction	Standard	Fraction	Standard	Fraction	Standard	Fraction	Standard	Fraction					
Metals																				
Lead	mg/l	0.1	TRC	0.123714	DIS	0.05862	DIS	0.002284	DIS	0.015	TRC	---	---	0.015	TRC	<0.003000	<0.003000	<0.003000	---	AZ Aquatic and Wildlife - Warm Water Chronic*
Magnesium	mg/l	---	---	---	---	---	---	---	---	---	---	---	---	---	---	---	5.27	---	---	---
Manganese	mg/l	---	---	---	---	---	---	---	---	130.66701	---	---	---	130.66701	---	---	---	0.01210	---	---
Mercury	mg/l	0.01	TRC	0.005	DIS	0.0024	DIS	0.00001	DIS	0.28	TRC	---	---	0.28	TRC	<0.00020	<0.00020	---	---	AZ Aquatic and Wildlife - Warm Water Chronic*
Molybdenum	mg/l	---	---	---	---	---	---	---	---	---	---	---	---	---	---	---	<0.00800	---	---	---
Nickel	mg/l	---	---	3.85729	DIS	0.43434	DIS	0.04824	DIS	28	TRC	0.511	TRC	28	TRC	<0.01000	---	<0.01000	---	---
Potassium	mg/l	---	---	---	---	---	---	---	---	---	---	---	---	---	---	---	1.03	---	---	---
Selenium	mg/l	0.05	TRC	0.033	TRC	---	---	0.002	TRC	4.667	TRC	0.667	TRC	4.667	TRC	---	<0.00300	<0.00300	---	AZ Aquatic and Wildlife - Warm Water Chronic*
Silver	mg/l	---	---	0.002761	DIS	0.002761	DIS	---	---	4.667	TRC	8	TRC	4.667	TRC	---	<0.000100	---	---	---
Sodium	mg/l	---	---	---	---	---	---	---	---	---	---	---	---	---	---	---	21.6	---	---	---
Thallium	mg/l	---	---	---	---	0.7	DIS	0.15	DIS	0.075	TRC	0.001	TRC	0.075	TRC	<0.00200	<0.00200	---	---	AZ Fish Consumption*
Zinc	mg/l	25	TRC	1.03138	DIS	0.10868	DIS	0.10868	DIS	280	TRC	5.106	TRC	280	TRC	<0.01000	<0.01000	<0.01000	---	---
Other																				
Anions (Laboratory)	meq/l	---	---	---	---	---	---	---	---	---	---	---	---	---	---	---	2.89	---	---	---
Cations (Laboratory)	meq/l	---	---	---	---	---	---	---	---	---	---	---	---	---	---	---	2.81	---	---	---
Ion Balance (Laboratory)	%	---	---	---	---	---	---	---	---	---	---	---	---	---	---	---	-1.40	---	---	---
Total Dissolved Solids (Calc by Lab)	mg/l	---	---	---	---	---	---	---	---	---	---	---	---	---	---	---	237	---	---	---

The hardness value used for calculation of hardness-dependent standards is the hardness of the sample itself, not the hardness of a receiving water.
* Detection limit exceeds standard
‡ For comparison only - no analysis exists

Station Name	DC 8.2 W
Sample ID	RESE-1000260
Sample Date	2/19/2008 1:30:00 PM
Basin	Devils Canyon Watershed
Sub-basin	unknown
QC Type	Original data

Surface Water Hydrochemical Data

MONTGOMERY & ASSOCIATES

Parameters and Constituents		Standards														Results				
Name	Units	AZ Agricultural Livestock Watering		AZ Aquatic and Wildlife - Ephemeral Acute		AZ Aquatic and Wildlife - Warm Water Acute		AZ Aquatic and Wildlife - Warm Water Chronic		AZ Full Body Contact		AZ Fish Consumption		AZ Partial Body Contact		Dissolved Results	Total Results	Total Recoverable Results	Field Results	Use Exceeded
		Standard	Fraction	Standard	Fraction	Standard	Fraction	Standard	Fraction	Standard	Fraction	Standard	Fraction	Standard	Fraction					
Inorganics																				
Alkalinity (as CaCO3)	mg/l	---	---	---	---	---	---	---	---	---	---	---	---	---	---	---	140	---	---	---
Bicarbonate (Calculated by M&A)	mg/l	---	---	---	---	---	---	---	---	---	---	---	---	---	---	---	171	---	---	---
Bicarbonate Alkalinity (as CaCO3)	mg/l	---	---	---	---	---	---	---	---	---	---	---	---	---	---	---	140	---	---	---
Bromide	mg/l	---	---	---	---	---	---	---	---	---	---	---	---	---	---	---	<0.500	---	---	---
Carbonate (Calculated by M&A)	mg/l	---	---	---	---	---	---	---	---	---	---	---	---	---	---	---	--	---	---	---
Carbonate Alkalinity (as CaCO3)	mg/l	---	---	---	---	---	---	---	---	---	---	---	---	---	---	---	<5.00	---	---	---
Chloride	mg/l	---	---	---	---	---	---	---	---	---	---	---	---	---	---	---	4.90	---	---	---
Cyanide, Amenable	mg/l	---	---	---	---	---	---	---	---	---	---	---	---	---	---	---	<0.020	---	---	---
Fluoride	mg/l	---	---	---	---	---	---	---	---	140	---	---	---	140	---	---	0.400	---	---	---
Hardness (as CaCO3)	mg/l	---	---	---	---	---	---	---	---	---	---	---	---	---	---	96.0	---	---	---	---
Nitrate as N	mg/l	---	---	---	---	---	---	---	---	3733.33	---	---	---	3733.33	---	---	0.65	---	---	---
Nitrate+Nitrite as N	mg/l	---	---	---	---	---	---	---	---	---	---	---	---	---	---	---	0.65	---	---	---
Nitrate+Nitrite as N (calculated by M&A)	mg/l	---	---	---	---	---	---	---	---	3733.33	---	---	---	3733.33	---	---	0.65	---	---	---
Nitrite as N	mg/l	---	---	---	---	---	---	---	---	233.33	---	---	---	233.33	---	---	<0.10	---	---	---
Silica	mg/l	---	---	---	---	---	---	---	---	---	---	---	---	---	---	71.0	---	---	---	---
Sulfate	mg/l	---	---	---	---	---	---	---	---	---	---	---	---	---	---	---	4.70	---	---	---
Sulfide	mg/l	---	---	---	---	---	---	---	---	---	---	---	---	---	---	---	<0.100	---	---	---
Lab Parameters																				
Total Dissolved Solids (Laboratory)	mg/l	---	---	---	---	---	---	---	---	---	---	---	---	---	---	---	230	---	---	---
Metals																				
Aluminum	mg/l	---	---	---	---	---	---	---	---	---	---	---	---	---	---	<0.2000	---	---	---	---
Antimony	mg/l	---	---	---	---	0.088	DIS	0.03	DIS	0.747	TRC	0.64	TRC	0.747	TRC	<0.00300	---	---	---	---
Arsenic	mg/l	0.2	TRC	0.44	DIS	0.34	DIS	0.15	DIS	0.03	TRC	0.08	TRC	0.28	TRC	0.00250	---	---	---	---
Barium	mg/l	---	---	---	---	---	---	---	---	98	TRC	---	---	98	TRC	0.0240	---	---	---	---
Beryllium	mg/l	---	---	---	---	---	---	---	---	1.867	TRC	0.084	TRC	1.867	TRC	<0.00100	---	---	---	---
Cadmium	mg/l	0.05	---	0.021918	DIS	0.007563	DIS	0.000546	DIS	0.7	TRC	0.084	TRC	0.7	TRC	<0.001000	---	---	---	AZ Aquatic and Wildlife - Warm Water Chronic*
Calcium	mg/l	---	---	---	---	---	---	---	---	---	---	---	---	---	---	29.0	---	---	---	---
Chromium	mg/l	1	---	---	---	---	---	---	---	---	---	---	---	---	---	<0.01000	---	---	---	---
Chromium, Hexavalent‡	mg/l	---	---	0.034	DIS	0.016	DIS	0.011	DIS	2.8	TRC	0.15	TRC	2.8	TRC	<0.01000	---	---	---	---
Chromium, Trivalent‡	mg/l	---	---	1.84879	TRC	0.55103	TRC	0.07168	TRC	1400	TRC	75	TRC	1400	TRC	<0.01000	---	---	---	---
Copper	mg/l	0.5	TRC	0.02238	DIS	0.01293	DIS	0.00865	DIS	1.3	TRC	---	---	1.3	TRC	<0.01000	---	---	---	AZ Aquatic and Wildlife - Warm Water Chronic*
Iron	mg/l	---	---	---	---	---	---	1	DIS	---	---	---	---	---	---	<0.0500	---	---	---	---
Lead	mg/l	0.1	TRC	0.130367	DIS	0.061772	DIS	0.002407	DIS	0.015	TRC	---	---	0.015	TRC	<0.001000	---	---	---	---
Magnesium	mg/l	---	---	---	---	---	---	---	---	---	---	---	---	---	---	5.60	---	---	---	---
Mercury	mg/l	0.01	TRC	0.005	DIS	0.0024	DIS	0.00001	DIS	0.28	TRC	---	---	0.28	TRC	<0.00020	---	---	---	AZ Aquatic and Wildlife - Warm Water Chronic*
Molybdenum	mg/l	---	---	---	---	---	---	---	---	---	---	---	---	---	---	<0.01000	---	---	---	---
Nickel	mg/l	---	---	4.01718	DIS	0.45234	DIS	0.05024	DIS	28	TRC	0.511	TRC	28	TRC	<0.01000	---	---	---	---
Potassium	mg/l	---	---	---	---	---	---	---	---	---	---	---	---	---	---	1.30	---	---	---	---
Selenium	mg/l	0.05	TRC	0.033	TRC	---	---	0.002	TRC	4.667	TRC	0.667	TRC	4.667	TRC	<0.00200	---	---	---	AZ Aquatic and Wildlife - Warm Water Chronic*
Silver	mg/l	---	---	0.002999	DIS	0.002999	DIS	---	---	4.667	TRC	8	TRC	4.667	TRC	<0.010000	---	---	---	AZ Aquatic and Wildlife - Ephemeral Acute* AZ Aquatic and Wildlife - Warm Water Acute*
Sodium	mg/l	---	---	---	---	---	---	---	---	---	---	---	---	---	---	25.0	---	---	---	---
Strontium (by isotope dilution)	ppm	---	---	---	---	---	---	---	---	---	---	---	---	---	---	---	0.1553	---	---	---
Thallium	mg/l	---	---	---	---	0.7	DIS	0.15	DIS	0.075	TRC	0.001	TRC	0.075	TRC	<0.00100	---	---	---	AZ Fish Consumption*

Station Name	DC 8.2 W
Sample ID	RESE-1000260
Sample Date	2/19/2008 1:30:00 PM
Basin	Devils Canyon Watershed
Sub-basin	unknown
QC Type	Original data

Surface Water Hydrochemical Data

MONTGOMERY & ASSOCIATES

Parameters and Constituents		Standards														Results				
Name	Units	AZ Agricultural Livestock Watering		AZ Aquatic and Wildlife - Ephemeral Acute		AZ Aquatic and Wildlife - Warm Water Acute		AZ Aquatic and Wildlife - Warm Water Chronic		AZ Full Body Contact		AZ Fish Consumption		AZ Partial Body Contact		Dissolved Results	Total Results	Total Recoverable Results	Field Results	Use Exceeded
		Standard	Fraction	Standard	Fraction	Standard	Fraction	Standard	Fraction	Standard	Fraction	Standard	Fraction	Standard	Fraction					
Metals																				
Uranium	mg/l	---	---	---	---	---	---	---	---	2.8	---	---	---	2.8	---	0.00060	---	---	---	---
Zinc	mg/l	25	TRC	1.07419	DIS	0.1132	DIS	0.1132	DIS	280	TRC	5.106	TRC	280	TRC	<0.05000	---	---	---	---
Radiogenic Isotopes																				
Carbon 14	pmC	---	---	---	---	---	---	---	---	---	---	---	---	---	---	---	72.80	---	---	---
Strontium 87/86	none	---	---	---	---	---	---	---	---	---	---	---	---	---	---	---	0.709962	---	---	---
Tritium	TU	---	---	---	---	---	---	---	---	---	---	---	---	---	---	---	0.60	---	---	---
Radiologicals																				
Gross Alpha	pCi/l	---	---	---	---	---	---	---	---	---	---	---	---	---	---	2.90	---	---	---	---
Gross Beta	pCi/l	---	---	---	---	---	---	---	---	---	---	---	---	---	---	<2.50	---	---	---	---
Uranium Activity (Calc 907.0)	pCi/l	---	---	---	---	---	---	---	---	---	---	---	---	---	---	1.1	---	---	---	---
Radionuclides																				
Radium 226	pCi/l	---	---	---	---	---	---	---	---	---	---	---	---	---	---	<0.10	---	---	---	---
Radium 226 + Radium 228	pCi/l	---	---	---	---	---	---	---	---	---	---	---	---	---	---	--	---	---	---	---
Radium 228	pCi/l	---	---	---	---	---	---	---	---	---	---	---	---	---	---	<1.30	---	---	---	---
U-234/U-238	none	---	---	---	---	---	---	---	---	---	---	---	---	---	---	4.5	---	---	---	---
Uranium 234	pCi/l	---	---	---	---	---	---	---	---	---	---	---	---	---	---	0.9	---	---	---	---
Uranium 235	pCi/l	---	---	---	---	---	---	---	---	---	---	---	---	---	---	<0.2	---	---	---	---
Uranium 238	pCi/l	---	---	---	---	---	---	---	---	---	---	---	---	---	---	0.2	---	---	---	---
Stable Isotopes																				
Delta Carbon-13 of DIC	per mil	---	---	---	---	---	---	---	---	---	---	---	---	---	---	---	-15.0	---	---	---
Delta Deuterium	per mil	---	---	---	---	---	---	---	---	---	---	---	---	---	---	---	-68.0	---	---	---
Delta Oxygen-18	per mil	---	---	---	---	---	---	---	---	---	---	---	---	---	---	---	-10.00	---	---	---
Delta Oxygen-18 of Sulfate	per mil	---	---	---	---	---	---	---	---	---	---	---	---	---	---	---	9.8	---	---	---
Delta Sulfur-34	per mil	---	---	---	---	---	---	---	---	---	---	---	---	---	---	---	4.5	---	---	---

The hardness value used for calculation of hardness-dependent standards is the hardness of the sample itself, not the hardness of a receiving water.
* Detection limit exceeds standard
‡ For comparison only - no analysis exists

Station Name	DC 8.2 W
Sample ID	RESE-1003002
Sample Date	5/27/2008 4:30:00 PM
Basin	Devils Canyon Watershed
Sub-basin	unknown
QC Type	Original data

Surface Water Hydrochemical Data

MONTGOMERY & ASSOCIATES

Parameters and Constituents		Standards														Results				
Name	Units	AZ Agricultural Livestock Watering		AZ Aquatic and Wildlife - Ephemeral Acute		AZ Aquatic and Wildlife - Warm Water Acute		AZ Aquatic and Wildlife - Warm Water Chronic		AZ Full Body Contact		AZ Fish Consumption		AZ Partial Body Contact		Dissolved Results	Total Results	Total Recoverable Results	Field Results	Use Exceeded
		Standard	Fraction	Standard	Fraction	Standard	Fraction	Standard	Fraction	Standard	Fraction	Standard	Fraction	Standard	Fraction					
Field Parameters																				
pH (Field)	s.u.	6.5 - 9	---	6.5 - 9	---	6.5 - 9	---	6.5 - 9	---	6.5 - 9	---	---	---	6.5 - 9	---	---	---	---	6.80	---
Specific Conductance (Field)	uS/cm	---	---	---	---	---	---	---	---	---	---	---	---	---	---	---	---	---	274.8	---
Inorganics																				
Alkalinity (as CaCO3)	mg/l	---	---	---	---	---	---	---	---	---	---	---	---	---	---	---	110	---	---	---
Bicarbonate (Calculated by M&A)	mg/l	---	---	---	---	---	---	---	---	---	---	---	---	---	---	---	134	---	---	---
Bicarbonate Alkalinity (as CaCO3)	mg/l	---	---	---	---	---	---	---	---	---	---	---	---	---	---	---	110	---	---	---
Bromide	mg/l	---	---	---	---	---	---	---	---	---	---	---	---	---	---	---	<0.500	---	---	---
Carbonate (Calculated by M&A)	mg/l	---	---	---	---	---	---	---	---	---	---	---	---	---	---	---	--	---	---	---
Carbonate Alkalinity (as CaCO3)	mg/l	---	---	---	---	---	---	---	---	---	---	---	---	---	---	---	<6.00	---	---	---
Chloride	mg/l	---	---	---	---	---	---	---	---	---	---	---	---	---	---	---	4.80	---	---	---
Cyanide, Amenable	mg/l	---	---	---	---	---	---	---	---	---	---	---	---	---	---	---	<0.025	---	---	---
Fluoride	mg/l	---	---	---	---	---	---	---	---	140	---	---	---	140	---	---	<0.400	---	---	---
Hydroxide Alkalinity (as CaCO3)	mg/l	---	---	---	---	---	---	---	---	---	---	---	---	---	---	---	<6.0	---	---	---
Nitrate as N	mg/l	---	---	---	---	---	---	---	---	3733.33	---	---	---	3733.33	---	---	0.60	---	---	---
Nitrate+Nitrite as N (calculated by M&A)	mg/l	---	---	---	---	---	---	---	---	3733.33	---	---	---	3733.33	---	---	0.60	---	---	---
Nitrite as N	mg/l	---	---	---	---	---	---	---	---	233.33	---	---	---	233.33	---	---	<0.10	---	---	---
Silica	mg/l	---	---	---	---	---	---	---	---	---	---	---	---	---	---	69.0	---	---	---	---
Sulfate	mg/l	---	---	---	---	---	---	---	---	---	---	---	---	---	---	---	4.00	---	---	---
Sulfide	mg/l	---	---	---	---	---	---	---	---	---	---	---	---	---	---	---	<0.040	---	---	---
Lab Parameters																				
pH (Laboratory)	s.u.	6.5 - 9	---	6.5 - 9	---	6.5 - 9	---	6.5 - 9	---	6.5 - 9	---	---	---	6.5 - 9	---	---	7.32	---	---	---
Specific Conductance (Laboratory)	uS/cm	---	---	---	---	---	---	---	---	---	---	---	---	---	---	---	270	---	---	---
Temperature (Laboratory)	Deg C	---	---	---	---	---	---	---	---	---	---	---	---	---	---	---	19.7	---	---	---
Total Dissolved Solids (Laboratory)	mg/l	---	---	---	---	---	---	---	---	---	---	---	---	---	---	---	230	---	---	---
Metals																				
Aluminum	mg/l	---	---	---	---	---	---	---	---	---	---	---	---	---	---	<0.2000	---	---	---	---
Antimony	mg/l	---	---	---	---	0.088	DIS	0.03	DIS	0.747	TRC	0.64	TRC	0.747	TRC	---	<0.00300	---	---	---
Arsenic	mg/l	0.2	TRC	0.44	DIS	0.34	DIS	0.15	DIS	0.03	TRC	0.08	TRC	0.28	TRC	---	0.00210	---	---	---
Barium	mg/l	---	---	---	---	---	---	---	---	98	TRC	---	---	98	TRC	0.0180	---	---	---	---
Beryllium	mg/l	---	---	---	---	---	---	---	---	1.867	TRC	0.084	TRC	1.867	TRC	<0.00100	---	---	---	---
Boron	mg/l	---	---	---	---	---	---	---	---	186.667	TRC	---	---	186.667	TRC	<0.2000	---	---	---	---
Cadmium	mg/l	0.05	---	---	DIS	---	DIS	---	DIS	0.7	TRC	0.084	TRC	0.7	TRC	---	<0.001000	---	---	---
Calcium	mg/l	---	---	---	---	---	---	---	---	---	---	---	---	---	---	28.0	---	---	---	---
Chromium	mg/l	1	---	---	---	---	---	---	---	---	---	---	---	---	---	<0.01000	---	---	---	---
Chromium, Hexavalent‡	mg/l	---	---	0.034	DIS	0.016	DIS	0.011	DIS	2.8	TRC	0.15	TRC	2.8	TRC	<0.01000	---	---	---	---
Chromium, Trivalent‡	mg/l	---	---	---	TRC	---	TRC	---	TRC	1400	TRC	75	TRC	1400	TRC	<0.01000	---	---	---	---
Cobalt	mg/l	---	---	---	---	---	---	---	---	---	---	---	---	---	---	---	0.00810	---	---	---
Copper	mg/l	0.5	TRC	---	DIS	---	DIS	---	DIS	1.3	TRC	---	---	1.3	TRC	0.01400	---	---	---	---
Iron	mg/l	---	---	---	---	---	---	1	DIS	---	---	---	---	---	---	<0.0500	---	---	---	---
Lead	mg/l	0.1	TRC	---	DIS	---	DIS	---	DIS	0.015	TRC	---	---	0.015	TRC	---	<0.001000	---	---	---
Magnesium	mg/l	---	---	---	---	---	---	---	---	---	---	---	---	---	---	5.30	---	---	---	---
Manganese	mg/l	---	---	---	---	---	---	---	---	130.66701	---	---	---	130.66701	---	---	0.01800	---	---	---
Mercury	mg/l	0.01	TRC	0.005	DIS	0.0024	DIS	0.00001	DIS	0.28	TRC	---	---	0.28	TRC	---	<0.00020	---	---	AZ Aquatic and Wildlife - Warm Water Chronic*
Molybdenum	mg/l	---	---	---	---	---	---	---	---	---	---	---	---	---	---	<0.01000	---	---	---	---
Nickel	mg/l	---	---	---	DIS	---	DIS	---	DIS	28	TRC	0.511	TRC	28	TRC	<0.01000	---	---	---	---

Station Name	DC 8.2 W
Sample ID	RESE-1003002
Sample Date	5/27/2008 4:30:00 PM
Basin	Devils Canyon Watershed
Sub-basin	unknown
QC Type	Original data

Surface Water Hydrochemical Data

MONTGOMERY & ASSOCIATES

Parameters and Constituents		Standards														Results				
Name	Units	AZ Agricultural Livestock Watering		AZ Aquatic and Wildlife - Ephemeral Acute		AZ Aquatic and Wildlife - Warm Water Acute		AZ Aquatic and Wildlife - Warm Water Chronic		AZ Full Body Contact		AZ Fish Consumption		AZ Partial Body Contact		Dissolved Results	Total Results	Total Recoverable Results	Field Results	Use Exceeded
		Standard	Fraction	Standard	Fraction	Standard	Fraction	Standard	Fraction	Standard	Fraction	Standard	Fraction	Standard	Fraction					
Metals																				
Potassium	mg/l	---	---	---	---	---	---	---	---	---	---	---	---	---	---	<2.00	---	---	---	---
Selenium	mg/l	0.05	TRC	0.033	TRC	---	---	0.002	TRC	4.667	TRC	0.667	TRC	4.667	TRC	---	<0.00200	---	---	AZ Aquatic and Wildlife - Warm Water Chronic*
Silver	mg/l	---	---	---	DIS	---	DIS	---	---	4.667	TRC	8	TRC	4.667	TRC	---	<0.001000	---	---	---
Sodium	mg/l	---	---	---	---	---	---	---	---	---	---	---	---	---	---	21.0	---	---	---	---
Strontium (by isotope dilution)	ppm	---	---	---	---	---	---	---	---	---	---	---	---	---	---	---	0.1542	---	---	---
Thallium	mg/l	---	---	---	---	0.7	DIS	0.15	DIS	0.075	TRC	0.001	TRC	0.075	TRC	---	<0.00100	---	---	AZ Fish Consumption*
Uranium	mg/l	---	---	---	---	---	---	---	---	2.8	---	---	---	2.8	---	0.00050	---	---	---	---
Zinc	mg/l	25	TRC	---	DIS	---	DIS	---	DIS	280	TRC	5.106	TRC	280	TRC	<0.05000	---	---	---	---
Radiogenic Isotopes																				
Strontium 87/86	none	---	---	---	---	---	---	---	---	---	---	---	---	---	---	---	0.709959	---	---	---
Tritium	TU	---	---	---	---	---	---	---	---	---	---	---	---	---	---	---	0.90	---	---	---
Radiologicals																				
Gross Alpha	pCi/l	---	---	---	---	---	---	---	---	---	---	---	---	---	---	<1.60	---	---	---	---
Gross Beta	pCi/l	---	---	---	---	---	---	---	---	---	---	---	---	---	---	<2.70	---	---	---	---
Uranium Activity (Calc 907.0)	pCi/l	---	---	---	---	---	---	---	---	---	---	---	---	---	---	1.3	---	---	---	---
Radionuclides																				
Radium 226	pCi/l	---	---	---	---	---	---	---	---	---	---	---	---	---	---	<0.12	---	---	---	---
Radium 226 + Radium 228	pCi/l	---	---	---	---	---	---	---	---	---	---	---	---	---	---	1.10	---	---	---	---
Radium 228	pCi/l	---	---	---	---	---	---	---	---	---	---	---	---	---	---	1.10	---	---	---	---
U-234/U-238	none	---	---	---	---	---	---	---	---	---	---	---	---	---	---	5.5	---	---	---	---
Uranium 234	pCi/l	---	---	---	---	---	---	---	---	---	---	---	---	---	---	1.1	---	---	---	---
Uranium 235	pCi/l	---	---	---	---	---	---	---	---	---	---	---	---	---	---	<0.2	---	---	---	---
Uranium 238	pCi/l	---	---	---	---	---	---	---	---	---	---	---	---	---	---	0.2	---	---	---	---
Stable Isotopes																				
Delta Deuterium	per mil	---	---	---	---	---	---	---	---	---	---	---	---	---	---	---	-68.0	---	---	---
Delta Oxygen-18	per mil	---	---	---	---	---	---	---	---	---	---	---	---	---	---	---	-9.80	---	---	---
Delta Oxygen-18 of Sulfate	per mil	---	---	---	---	---	---	---	---	---	---	---	---	---	---	---	8.7	---	---	---
Delta Sulfur-34	per mil	---	---	---	---	---	---	---	---	---	---	---	---	---	---	---	4.8	---	---	---

The hardness value used for calculation of hardness-dependent standards is the hardness of the sample itself, not the hardness of a receiving water.
* Detection limit exceeds standard
‡ For comparison only - no analysis exists

Station Name	DC 8.2 W
Sample ID	RESE-1002004
Sample Date	8/6/2008 9:30:00 AM
Basin	Devils Canyon Watershed
Sub-basin	unknown
QC Type	Original data

Surface Water Hydrochemical Data

MONTGOMERY & ASSOCIATES

Parameters and Constituents		Standards														Results				
Name	Units	AZ Agricultural Livestock Watering		AZ Aquatic and Wildlife - Ephemeral Acute		AZ Aquatic and Wildlife - Warm Water Acute		AZ Aquatic and Wildlife - Warm Water Chronic		AZ Full Body Contact		AZ Fish Consumption		AZ Partial Body Contact		Dissolved Results	Total Results	Total Recoverable Results	Field Results	Use Exceeded
		Standard	Fraction	Standard	Fraction	Standard	Fraction	Standard	Fraction	Standard	Fraction	Standard	Fraction	Standard	Fraction					
Field Parameters																				
Dissolved oxygen	mg/l	---	---	---	---	6	---	6	---	---	---	---	---	---	---	---	---	---	6.20	---
Flow Rate	gallons/minute	---	---	---	---	---	---	---	---	---	---	---	---	---	---	---	---	---	0.00	---
pH (Field)	s.u.	6.5 - 9	---	6.5 - 9	---	6.5 - 9	---	6.5 - 9	---	6.5 - 9	---	---	---	6.5 - 9	---	---	---	---	7.57	---
Specific Conductance (Field)	uS/cm	---	---	---	---	---	---	---	---	---	---	---	---	---	---	---	---	---	264.0	---
Temperature (Field)	Deg C	---	---	---	---	---	---	---	---	---	---	---	---	---	---	---	---	---	23.50	---
Turbidity (Field)	NTUs	---	---	---	---	---	---	---	---	---	---	---	---	---	---	---	---	---	0.22	---
Inorganics																				
Alkalinity (as CaCO3)	mg/l	---	---	---	---	---	---	---	---	---	---	---	---	---	---	136	134	---	---	---
Bicarbonate (Calculated by M&A)	mg/l	---	---	---	---	---	---	---	---	---	---	---	---	---	---	166	---	---	---	---
Bicarbonate Alkalinity (as CaCO3)	mg/l	---	---	---	---	---	---	---	---	---	---	---	---	---	---	136	134	---	---	---
Bromide	mg/l	---	---	---	---	---	---	---	---	---	---	---	---	---	---	---	<0.100	---	---	---
Carbonate (Calculated by M&A)	mg/l	---	---	---	---	---	---	---	---	---	---	---	---	---	---	--	---	---	---	---
Carbonate Alkalinity (as CaCO3)	mg/l	---	---	---	---	---	---	---	---	---	---	---	---	---	---	<1.00	<1.00	---	---	---
Chloride	mg/l	---	---	---	---	---	---	---	---	---	---	---	---	---	---	4.97	5.13	---	---	---
Fluoride	mg/l	---	---	---	---	---	---	---	---	140	---	---	---	140	---	---	0.429	---	---	---
Hardness (as CaCO3)	mg/l	---	---	---	---	---	---	---	---	---	---	---	---	---	---	88.8	---	89.7	---	---
Hydroxide Alkalinity (as CaCO3)	mg/l	---	---	---	---	---	---	---	---	---	---	---	---	---	---	<1.0	<1.0	---	---	---
Nitrate as N	mg/l	---	---	---	---	---	---	---	---	3733.33	---	---	---	3733.33	---	---	0.57	---	---	---
Nitrate+Nitrite as N (calculated by M&A)	mg/l	---	---	---	---	---	---	---	---	3733.33	---	---	---	3733.33	---	---	0.57	---	---	---
Nitrite as N	mg/l	---	---	---	---	---	---	---	---	233.33	---	---	---	233.33	---	---	<0.10	---	---	---
Orthophosphate as P	mg/l	---	---	---	---	---	---	---	---	---	---	---	---	---	---	---	<0.20	---	---	---
Silica	mg/l	---	---	---	---	---	---	---	---	---	---	---	---	---	---	73.5	---	---	---	---
Sulfate	mg/l	---	---	---	---	---	---	---	---	---	---	---	---	---	---	4.67	4.06	---	---	---
Lab Parameters																				
Total Dissolved Solids (Laboratory)	mg/l	---	---	---	---	---	---	---	---	---	---	---	---	---	---	---	230	---	---	---
Total Suspended Solids	mg/l	---	---	---	---	---	---	---	---	---	---	---	---	---	---	---	<5.00	---	---	---
Metals																				
Aluminum	mg/l	---	---	---	---	---	---	---	---	---	---	---	---	---	---	<0.0800	---	---	---	---
Antimony	mg/l	---	---	---	---	0.088	DIS	0.03	DIS	0.747	TRC	0.64	TRC	0.747	TRC	<0.00300	---	<0.00300	---	---
Arsenic	mg/l	0.2	TRC	0.44	DIS	0.34	DIS	0.15	DIS	0.03	TRC	0.08	TRC	0.28	TRC	<0.02500	---	<0.02500	---	---
Barium	mg/l	---	---	---	---	---	---	---	---	98	TRC	---	---	98	TRC	0.0168	---	---	---	---
Beryllium	mg/l	---	---	---	---	---	---	---	---	1.867	TRC	0.084	TRC	1.867	TRC	<0.00200	---	<0.00200	---	---
Boron	mg/l	---	---	---	---	---	---	---	---	186.667	TRC	---	---	186.667	TRC	---	---	<0.0400	---	---
Cadmium	mg/l	0.05	---	0.020518	DIS	0.00708	DIS	0.00052	DIS	0.7	TRC	0.084	TRC	0.7	TRC	<0.000200	---	<0.002000	---	---
Calcium	mg/l	---	---	---	---	---	---	---	---	---	---	---	---	---	---	27.4	---	27.5	---	---
Chromium	mg/l	1	---	---	---	---	---	---	---	---	---	---	---	---	---	---	---	<0.00600	---	---
Chromium, Hexavalent‡	mg/l	---	---	0.034	DIS	0.016	DIS	0.011	DIS	2.8	TRC	0.15	TRC	2.8	TRC	---	---	<0.00600	---	---
Chromium, Trivalent‡	mg/l	---	---	1.74882	TRC	0.52123	TRC	0.0678	TRC	1400	TRC	75	TRC	1400	TRC	---	---	<0.00600	---	---
Cobalt	mg/l	---	---	---	---	---	---	---	---	---	---	---	---	---	---	<0.00600	---	---	---	---
Copper	mg/l	0.5	TRC	0.021	DIS	0.01213	DIS	0.00816	DIS	1.3	TRC	---	---	1.3	TRC	<0.00100	---	<0.01000	---	---
Iron	mg/l	---	---	---	---	---	---	1	DIS	---	---	---	---	---	---	<0.0600	---	---	---	---
Lead	mg/l	0.1	TRC	0.121059	DIS	0.057362	DIS	0.002235	DIS	0.015	TRC	---	---	0.015	TRC	<0.003000	---	<0.003000	---	AZ Aquatic and Wildlife - Warm Water Chronic*
Magnesium	mg/l	---	---	---	---	---	---	---	---	---	---	---	---	---	---	5.15	---	5.13	---	---
Manganese	mg/l	---	---	---	---	---	---	---	---	130.66701	---	---	---	130.66701	---	<0.00400	---	<0.00400	---	---
Mercury	mg/l	0.01	TRC	0.005	DIS	0.0024	DIS	0.00001	DIS	0.28	TRC	---	---	0.28	TRC	<0.00020	<0.00020	---	---	AZ Aquatic and Wildlife - Warm Water Chronic*

Station Name	DC 8.2 W
Sample ID	RESE-1002004
Sample Date	8/6/2008 9:30:00 AM
Basin	Devils Canyon Watershed
Sub-basin	unknown
QC Type	Original data

Surface Water Hydrochemical Data

MONTGOMERY & ASSOCIATES

Parameters and Constituents		Standards														Results				
Name	Units	AZ Agricultural Livestock Watering		AZ Aquatic and Wildlife - Ephemeral Acute		AZ Aquatic and Wildlife - Warm Water Acute		AZ Aquatic and Wildlife - Warm Water Chronic		AZ Full Body Contact		AZ Fish Consumption		AZ Partial Body Contact		Dissolved Results	Total Results	Total Recoverable Results	Field Results	Use Exceeded
		Standard	Fraction	Standard	Fraction	Standard	Fraction	Standard	Fraction	Standard	Fraction	Standard	Fraction	Standard	Fraction					
Metals																				
Molybdenum	mg/l	---	---	---	---	---	---	---	---	---	---	---	---	---	---	0.02770	---	---	---	---
Nickel	mg/l	---	---	3.793	DIS	0.4271	DIS	0.04744	DIS	28	TRC	0.511	TRC	28	TRC	<0.01000	---	<0.01000	---	---
Potassium	mg/l	---	---	---	---	---	---	---	---	---	---	---	---	---	---	1.04	---	0.92	---	---
Selenium	mg/l	0.05	TRC	0.033	TRC	---	---	0.002	TRC	4.667	TRC	0.667	TRC	4.667	TRC	---	---	<0.00300	---	AZ Aquatic and Wildlife - Warm Water Chronic*
Silver	mg/l	---	---	0.002668	DIS	0.002668	DIS	---	---	4.667	TRC	8	TRC	4.667	TRC	<0.000100	---	<0.005000	---	---
Sodium	mg/l	---	---	---	---	---	---	---	---	---	---	---	---	---	---	21.3	---	21.5	---	---
Strontium	mg/l	---	---	---	---	---	---	---	---	---	---	---	---	---	---	0.142	---	---	---	---
Strontium (by isotope dilution)	ppm	---	---	---	---	---	---	---	---	---	---	---	---	---	---	---	0.1540	---	---	---
Thallium	mg/l	---	---	---	---	0.7	DIS	0.15	DIS	0.075	TRC	0.001	TRC	0.075	TRC	<0.00100	---	<0.00100	---	AZ Fish Consumption*
Uranium	mg/l	---	---	---	---	---	---	---	---	2.8	---	---	---	2.8	---	---	0.00050	---	---	---
Zinc	mg/l	25	TRC	1.01416	DIS	0.10687	DIS	0.10687	DIS	280	TRC	5.106	TRC	280	TRC	<0.01000	---	<0.01000	---	---
Other																				
Dissolved Organic Carbon	mg/l	---	---	---	---	---	---	---	---	---	---	---	---	---	---	---	---	---	3.27	---
Radiogenic Isotopes																				
Strontium 87/86	none	---	---	---	---	---	---	---	---	---	---	---	---	---	---	---	0.709962	---	---	---
Tritium	TU	---	---	---	---	---	---	---	---	---	---	---	---	---	---	---	<0.70	---	---	---
Radiologicals																				
Gross Alpha	pCi/l	---	---	---	---	---	---	---	---	---	---	---	---	---	---	---	<1.40	---	---	---
Gross Beta	pCi/l	---	---	---	---	---	---	---	---	---	---	---	---	---	---	---	<2.70	---	---	---
Uranium Activity (Calc 907.0)	pCi/l	---	---	---	---	---	---	---	---	---	---	---	---	---	---	---	1.0	---	---	---
Radionuclides																				
Radium 226	pCi/l	---	---	---	---	---	---	---	---	---	---	---	---	---	---	---	<0.18	---	---	---
Radium 226 + Radium 228	pCi/l	---	---	---	---	---	---	---	---	---	---	---	---	---	---	---	1.40	---	---	---
Radium 228	pCi/l	---	---	---	---	---	---	---	---	---	---	---	---	---	---	---	1.40	---	---	---
U-234/U-238	none	---	---	---	---	---	---	---	---	---	---	---	---	---	---	---	3.5	---	---	---
Uranium 234	pCi/l	---	---	---	---	---	---	---	---	---	---	---	---	---	---	---	0.7	---	---	---
Uranium 235	pCi/l	---	---	---	---	---	---	---	---	---	---	---	---	---	---	---	<0.2	---	---	---
Uranium 238	pCi/l	---	---	---	---	---	---	---	---	---	---	---	---	---	---	---	0.2	---	---	---
Stable Isotopes																				
Delta Deuterium	per mil	---	---	---	---	---	---	---	---	---	---	---	---	---	---	---	-68.0	---	---	---
Delta Oxygen-18	per mil	---	---	---	---	---	---	---	---	---	---	---	---	---	---	---	-10.00	---	---	---
Delta Oxygen-18 of Sulfate	per mil	---	---	---	---	---	---	---	---	---	---	---	---	---	---	---	14.1	---	---	---
Delta Sulfur-34	per mil	---	---	---	---	---	---	---	---	---	---	---	---	---	---	---	5.2	---	---	---

The hardness value used for calculation of hardness-dependent standards is the hardness of the sample itself, not the hardness of a receiving water.
* Detection limit exceeds standard
‡ For comparison only - no analysis exists

Station Name	DC 8.2 W
Sample ID	RESE-1002027
Sample Date	11/5/2008 11:30:00 AM
Basin	Devils Canyon Watershed
Sub-basin	unknown
QC Type	Original data

Surface Water Hydrochemical Data

MONTGOMERY & ASSOCIATES

Parameters and Constituents		Standards														Results				
Name	Units	AZ Agricultural Livestock Watering		AZ Aquatic and Wildlife - Ephemeral Acute		AZ Aquatic and Wildlife - Warm Water Acute		AZ Aquatic and Wildlife - Warm Water Chronic		AZ Full Body Contact		AZ Fish Consumption		AZ Partial Body Contact		Dissolved Results	Total Results	Total Recoverable Results	Field Results	Use Exceeded
		Standard	Fraction	Standard	Fraction	Standard	Fraction	Standard	Fraction	Standard	Fraction	Standard	Fraction	Standard	Fraction					
Field Parameters																				
Dissolved oxygen	mg/l	---	---	---	---	6	---	6	---	---	---	---	---	---	---	---	---	---	3.10	AZ Aquatic and Wildlife - Warm Water Acute† AZ Aquatic and Wildlife - Warm Water Chronic†
Flow Rate	gallons/minute	---	---	---	---	---	---	---	---	---	---	---	---	---	---	---	---	---	1.00 j	---
pH (Field)	s.u.	6.5 - 9	---	6.5 - 9	---	6.5 - 9	---	6.5 - 9	---	6.5 - 9	---	---	---	6.5 - 9	---	---	---	---	7.27	---
Specific Conductance (Field)	uS/cm	---	---	---	---	---	---	---	---	---	---	---	---	---	---	---	---	---	281.7	---
Temperature (Field)	Deg C	---	---	---	---	---	---	---	---	---	---	---	---	---	---	---	---	---	21.60	---
Turbidity (Field)	NTUs	---	---	---	---	---	---	---	---	---	---	---	---	---	---	---	---	---	0.01	---
Inorganics																				
Alkalinity (as CaCO3)	mg/l	---	---	---	---	---	---	---	---	---	---	---	---	---	---	---	138	---	---	---
Bicarbonate (Calculated by M&A)	mg/l	---	---	---	---	---	---	---	---	---	---	---	---	---	---	---	168	---	---	---
Bicarbonate Alkalinity (as CaCO3)	mg/l	---	---	---	---	---	---	---	---	---	---	---	---	---	---	---	138	---	---	---
Bromide	mg/l	---	---	---	---	---	---	---	---	---	---	---	---	---	---	---	<0.100	---	---	---
Carbonate (Calculated by M&A)	mg/l	---	---	---	---	---	---	---	---	---	---	---	---	---	---	---	--	---	---	---
Carbonate Alkalinity (as CaCO3)	mg/l	---	---	---	---	---	---	---	---	---	---	---	---	---	---	---	<1.00	---	---	---
Chloride	mg/l	---	---	---	---	---	---	---	---	---	---	---	---	---	---	---	5.06	---	---	---
Fluoride	mg/l	---	---	---	---	---	---	---	---	140	---	---	---	140	---	---	0.427	---	---	---
Hardness (as CaCO3)	mg/l	---	---	---	---	---	---	---	---	---	---	---	---	---	---	91.4	---	---	---	---
Nitrate as N	mg/l	---	---	---	---	---	---	---	---	3733.33	---	---	---	3733.33	---	---	0.47	---	---	---
Nitrate+Nitrite as N	mg/l	---	---	---	---	---	---	---	---	---	---	---	---	---	---	---	0.47	---	---	---
Nitrate+Nitrite as N (calculated by M&A)	mg/l	---	---	---	---	---	---	---	---	3733.33	---	---	---	3733.33	---	---	0.47	---	---	---
Nitrite as N	mg/l	---	---	---	---	---	---	---	---	233.33	---	---	---	233.33	---	---	<0.10	---	---	---
Orthophosphate as P	mg/l	---	---	---	---	---	---	---	---	---	---	---	---	---	---	---	<0.20	---	---	---
Silica	mg/l	---	---	---	---	---	---	---	---	---	---	---	---	---	---	69.5	---	---	---	---
Sulfate	mg/l	---	---	---	---	---	---	---	---	---	---	---	---	---	---	---	4.12	---	---	---
Lab Parameters																				
Total Dissolved Solids (Laboratory)	mg/l	---	---	---	---	---	---	---	---	---	---	---	---	---	---	---	210	---	---	---
Total Suspended Solids	mg/l	---	---	---	---	---	---	---	---	---	---	---	---	---	---	---	97.00	---	---	---
Metals																				
Aluminum	mg/l	---	---	---	---	---	---	---	---	---	---	---	---	---	---	<0.0800	---	---	---	---
Antimony	mg/l	---	---	---	---	0.088	DIS	0.03	DIS	0.747	TRC	0.64	TRC	0.747	TRC	<0.00300	---	<0.00300	---	---
Arsenic	mg/l	0.2	TRC	0.44	DIS	0.34	DIS	0.15	DIS	0.03	TRC	0.08	TRC	0.28	TRC	<0.02500	---	<0.02500	---	---
Barium	mg/l	---	---	---	---	---	---	---	---	98	TRC	---	---	98	TRC	0.0172	---	---	---	---
Beryllium	mg/l	---	---	---	---	---	---	---	---	1.867	TRC	0.084	TRC	1.867	TRC	<0.00200	---	<0.00200	---	---
Boron	mg/l	---	---	---	---	---	---	---	---	186.667	TRC	---	---	186.667	TRC	---	---	<0.0400	---	---
Cadmium	mg/l	0.05	---	0.020896	DIS	0.007211	DIS	0.000527	DIS	0.7	TRC	0.084	TRC	0.7	TRC	<0.000200	---	<0.002000	---	---
Calcium	mg/l	---	---	---	---	---	---	---	---	---	---	---	---	---	---	---	---	28.0	---	---
Chromium	mg/l	1	---	---	---	---	---	---	---	---	---	---	---	---	---	---	---	<0.00600	---	---
Chromium, Hexavalent‡	mg/l	---	---	0.034	DIS	0.016	DIS	0.011	DIS	2.8	TRC	0.15	TRC	2.8	TRC	---	---	<0.00600	---	---
Chromium, Trivalent‡	mg/l	---	---	1.77592	TRC	0.52931	TRC	0.06885	TRC	1400	TRC	75	TRC	1400	TRC	---	---	<0.00600	---	---
Cobalt	mg/l	---	---	---	---	---	---	---	---	---	---	---	---	---	---	<0.00600	---	---	---	---
Copper	mg/l	0.5	TRC	0.02137	DIS	0.01235	DIS	0.00829	DIS	1.3	TRC	---	---	1.3	TRC	<0.00100	---	<0.01000	---	---
Iron	mg/l	---	---	---	---	---	---	1	DIS	---	---	---	---	---	---	<0.0600	---	---	---	---
Lead	mg/l	0.1	TRC	0.123567	DIS	0.05855	DIS	0.002282	DIS	0.015	TRC	---	---	0.015	TRC	<0.003000	---	<0.003000	---	AZ Aquatic and Wildlife - Warm Water Chronic*
Magnesium	mg/l	---	---	---	---	---	---	---	---	---	---	---	---	---	---	---	---	5.20	---	---
Manganese	mg/l	---	---	---	---	---	---	---	---	130.66701	---	---	---	130.66701	---	<0.00400	---	<0.00400	---	---
Mercury	mg/l	0.01	TRC	0.005	DIS	0.0024	DIS	0.00001	DIS	0.28	TRC	---	---	0.28	TRC	<0.00020	<0.00020	---	---	AZ Aquatic and Wildlife - Warm Water Chronic*

Station Name	DC 8.2 W
Sample ID	RESE-1002027
Sample Date	11/5/2008 11:30:00 AM
Basin	Devils Canyon Watershed
Sub-basin	unknown
QC Type	Original data

Surface Water Hydrochemical Data

MONTGOMERY & ASSOCIATES

Parameters and Constituents		Standards														Results				
Name	Units	AZ Agricultural Livestock Watering		AZ Aquatic and Wildlife - Ephemeral Acute		AZ Aquatic and Wildlife - Warm Water Acute		AZ Aquatic and Wildlife - Warm Water Chronic		AZ Full Body Contact		AZ Fish Consumption		AZ Partial Body Contact		Dissolved Results	Total Results	Total Recoverable Results	Field Results	Use Exceeded
		Standard	Fraction	Standard	Fraction	Standard	Fraction	Standard	Fraction	Standard	Fraction	Standard	Fraction	Standard	Fraction					
Metals																				
Molybdenum	mg/l	---	---	---	---	---	---	---	---	---	---	---	---	---	---	<0.00800	---	---	---	---
Nickel	mg/l	---	---	3.85373	DIS	0.43394	DIS	0.0482	DIS	28	TRC	0.511	TRC	28	TRC	<0.01000	---	<0.01000	---	---
Potassium	mg/l	---	---	---	---	---	---	---	---	---	---	---	---	---	---	---	---	1.07	---	---
Selenium	mg/l	0.05	TRC	0.033	TRC	---	---	0.002	TRC	4.667	TRC	0.667	TRC	4.667	TRC	---	---	<0.00300	---	AZ Aquatic and Wildlife - Warm Water Chronic*
Silver	mg/l	---	---	0.002756	DIS	0.002756	DIS	---	---	4.667	TRC	8	TRC	4.667	TRC	<0.000100	---	<0.005000	---	---
Sodium	mg/l	---	---	---	---	---	---	---	---	---	---	---	---	---	---	---	---	22.5	---	---
Strontium	mg/l	---	---	---	---	---	---	---	---	---	---	---	---	---	---	0.146	---	---	---	---
Thallium	mg/l	---	---	---	---	0.7	DIS	0.15	DIS	0.075	TRC	0.001	TRC	0.075	TRC	<0.00100	---	<0.00100	---	AZ Fish Consumption*
Zinc	mg/l	25	TRC	1.03042	DIS	0.10858	DIS	0.10858	DIS	280	TRC	5.106	TRC	280	TRC	<0.01000	---	<0.01000	---	---
Other																				
Dissolved Organic Carbon	mg/l	---	---	---	---	---	---	---	---	---	---	---	---	---	---	---	---	---	<1.00	---

The hardness value used for calculation of hardness-dependent standards is the hardness of the sample itself, not the hardness of a receiving water.
* Detection limit exceeds standard
† Exceedance is considered less than regulatory limit
‡ For comparison only - no analysis exists

Station Name	DC 8.2 W
Sample ID	RESE-1003023
Sample Date	12/2/2008 10:45:00 AM
Basin	Devils Canyon Watershed
Sub-basin	unknown
QC Type	Original data

Surface Water Hydrochemical Data

MONTGOMERY & ASSOCIATES

Parameters and Constituents		Standards														Results				
Name	Units	AZ Agricultural Livestock Watering		AZ Aquatic and Wildlife - Ephemeral Acute		AZ Aquatic and Wildlife - Warm Water Acute		AZ Aquatic and Wildlife - Warm Water Chronic		AZ Full Body Contact		AZ Fish Consumption		AZ Partial Body Contact		Dissolved Results	Total Results	Total Recoverable Results	Field Results	Use Exceeded
		Standard	Fraction	Standard	Fraction	Standard	Fraction	Standard	Fraction	Standard	Fraction	Standard	Fraction	Standard	Fraction					
Field Parameters																				
pH (Field)	s.u.	6.5 - 9	---	6.5 - 9	---	6.5 - 9	---	6.5 - 9	---	6.5 - 9	---	---	---	6.5 - 9	---	---	---	---	6.87	---
Specific Conductance (Field)	uS/cm	---	---	---	---	---	---	---	---	---	---	---	---	---	---	---	---	---	271.1	---
Temperature (Field)	Deg C	---	---	---	---	---	---	---	---	---	---	---	---	---	---	---	---	---	23.10	---
Inorganics																				
Alkalinity (as CaCO3)	mg/l	---	---	---	---	---	---	---	---	---	---	---	---	---	---	---	140	---	---	---
Bicarbonate (Calculated by M&A)	mg/l	---	---	---	---	---	---	---	---	---	---	---	---	---	---	---	171	---	---	---
Bicarbonate Alkalinity (as CaCO3)	mg/l	---	---	---	---	---	---	---	---	---	---	---	---	---	---	---	140	---	---	---
Bromide	mg/l	---	---	---	---	---	---	---	---	---	---	---	---	---	---	---	<0.500	---	---	---
Carbonate (Calculated by M&A)	mg/l	---	---	---	---	---	---	---	---	---	---	---	---	---	---	---	--	---	---	---
Carbonate Alkalinity (as CaCO3)	mg/l	---	---	---	---	---	---	---	---	---	---	---	---	---	---	---	<6.00	---	---	---
Chloride	mg/l	---	---	---	---	---	---	---	---	---	---	---	---	---	---	---	5.10	---	---	---
Cyanide, Amenable	mg/l	---	---	---	---	---	---	---	---	---	---	---	---	---	---	---	<0.025	---	---	---
Fluoride	mg/l	---	---	---	---	---	---	---	---	140	---	---	---	140	---	---	0.450	---	---	---
Hardness (as CaCO3)	mg/l	---	---	---	---	---	---	---	---	---	---	---	---	---	---	98.0	---	---	---	---
Hydroxide Alkalinity (as CaCO3)	mg/l	---	---	---	---	---	---	---	---	---	---	---	---	---	---	---	<6.0	---	---	---
Nitrate as N	mg/l	---	---	---	---	---	---	---	---	3733.33	---	---	---	3733.33	---	---	0.62	---	---	---
Nitrate+Nitrite as N (calculated by M&A)	mg/l	---	---	---	---	---	---	---	---	3733.33	---	---	---	3733.33	---	---	0.62	---	---	---
Nitrite as N	mg/l	---	---	---	---	---	---	---	---	233.33	---	---	---	233.33	---	---	<0.20	---	---	---
Silica	mg/l	---	---	---	---	---	---	---	---	---	---	---	---	---	---	73.0	---	---	---	---
Sulfate	mg/l	---	---	---	---	---	---	---	---	---	---	---	---	---	---	---	4.00	---	---	---
Sulfide	mg/l	---	---	---	---	---	---	---	---	---	---	---	---	---	---	---	<0.100	---	---	---
Lab Parameters																				
pH (Laboratory)	s.u.	6.5 - 9	---	6.5 - 9	---	6.5 - 9	---	6.5 - 9	---	6.5 - 9	---	---	---	6.5 - 9	---	---	7.25	---	---	---
Specific Conductance (Laboratory)	uS/cm	---	---	---	---	---	---	---	---	---	---	---	---	---	---	---	280	---	---	---
Temperature (Laboratory)	Deg C	---	---	---	---	---	---	---	---	---	---	---	---	---	---	---	22.4	---	---	---
Total Dissolved Solids (Laboratory)	mg/l	---	---	---	---	---	---	---	---	---	---	---	---	---	---	---	210	---	---	---
Metals																				
Aluminum	mg/l	---	---	---	---	---	---	---	---	---	---	---	---	---	---	<0.2000	---	---	---	---
Antimony	mg/l	---	---	---	---	0.088	DIS	0.03	DIS	0.747	TRC	0.64	TRC	0.747	TRC	<0.00300	---	---	---	---
Arsenic	mg/l	0.2	TRC	0.44	DIS	0.34	DIS	0.15	DIS	0.03	TRC	0.08	TRC	0.28	TRC	0.00230	---	---	---	---
Barium	mg/l	---	---	---	---	---	---	---	---	98	TRC	---	---	98	TRC	0.0180	---	---	---	---
Beryllium	mg/l	---	---	---	---	---	---	---	---	1.867	TRC	0.084	TRC	1.867	TRC	<0.00100	---	---	---	---
Cadmium	mg/l	0.05	---	0.022362	DIS	0.007716	DIS	0.000554	DIS	0.7	TRC	0.084	TRC	0.7	TRC	<0.001000	---	---	---	AZ Aquatic and Wildlife - Warm Water Chronic*
Calcium	mg/l	---	---	---	---	---	---	---	---	---	---	---	---	---	---	30.0	---	---	---	---
Chromium	mg/l	1	---	---	---	---	---	---	---	---	---	---	---	---	---	<0.01000	---	---	---	---
Chromium, Hexavalent‡	mg/l	---	---	0.034	DIS	0.016	DIS	0.011	DIS	2.8	TRC	0.15	TRC	2.8	TRC	<0.01000	---	---	---	---
Chromium, Trivalent‡	mg/l	---	---	1.88028	TRC	0.56041	TRC	0.0729	TRC	1400	TRC	75	TRC	1400	TRC	<0.01000	---	---	---	---
Copper	mg/l	0.5	TRC	0.02282	DIS	0.01319	DIS	0.0088	DIS	1.3	TRC	---	---	1.3	TRC	<0.01000	---	---	---	AZ Aquatic and Wildlife - Warm Water Chronic*
Iron	mg/l	---	---	---	---	---	---	1	DIS	---	---	---	---	---	---	<0.0500	---	---	---	---
Lead	mg/l	0.1	TRC	0.133329	DIS	0.063176	DIS	0.002462	DIS	0.015	TRC	---	---	0.015	TRC	<0.001000	---	---	---	---
Magnesium	mg/l	---	---	---	---	---	---	---	---	---	---	---	---	---	---	5.80	---	---	---	---
Mercury	mg/l	0.01	TRC	0.005	DIS	0.0024	DIS	0.00001	DIS	0.28	TRC	---	---	0.28	TRC	<0.00020	---	---	---	AZ Aquatic and Wildlife - Warm Water Chronic*
Molybdenum	mg/l	---	---	---	---	---	---	---	---	---	---	---	---	---	---	<0.01000	---	---	---	---
Nickel	mg/l	---	---	4.08787	DIS	0.4603	DIS	0.05113	DIS	28	TRC	0.511	TRC	28	TRC	<0.01000	---	---	---	---
Potassium	mg/l	---	---	---	---	---	---	---	---	---	---	---	---	---	---	<2.00	---	---	---	---

Station Name	DC 8.2 W
Sample ID	RESE-1003023
Sample Date	12/2/2008 10:45:00 AM
Basin	Devils Canyon Watershed
Sub-basin	unknown
QC Type	Original data

Surface Water Hydrochemical Data

MONTGOMERY & ASSOCIATES

Parameters and Constituents		Standards														Results				
Name	Units	AZ Agricultural Livestock Watering		AZ Aquatic and Wildlife - Ephemeral Acute		AZ Aquatic and Wildlife - Warm Water Acute		AZ Aquatic and Wildlife - Warm Water Chronic		AZ Full Body Contact		AZ Fish Consumption		AZ Partial Body Contact		Dissolved Results	Total Results	Total Recoverable Results	Field Results	Use Exceeded
		Standard	Fraction	Standard	Fraction	Standard	Fraction	Standard	Fraction	Standard	Fraction	Standard	Fraction	Standard	Fraction					
Metals																				
Selenium	mg/l	0.05	TRC	0.033	TRC	---	---	0.002	TRC	4.667	TRC	0.667	TRC	4.667	TRC	<0.00200	---	---	---	AZ Aquatic and Wildlife - Warm Water Chronic*
Silver	mg/l	---	---	0.003107	DIS	0.003107	DIS	---	---	4.667	TRC	8	TRC	4.667	TRC	<0.001000	---	---	---	---
Sodium	mg/l	---	---	---	---	---	---	---	---	---	---	---	---	---	---	21.0	---	---	---	---
Strontium (by isotope dilution)	ppm	---	---	---	---	---	---	---	---	---	---	---	---	---	---	---	0.1550	---	---	---
Thallium	mg/l	---	---	---	---	0.7	DIS	0.15	DIS	0.075	TRC	0.001	TRC	0.075	TRC	<0.00100	---	---	---	AZ Fish Consumption*
Uranium	mg/l	---	---	---	---	---	---	---	---	2.8	---	---	---	2.8	---	---	0.00040	---	---	---
Zinc	mg/l	25	TRC	1.09313	DIS	0.11519	DIS	0.11519	DIS	280	TRC	5.106	TRC	280	TRC	<0.05000	---	---	---	---
Radiogenic Isotopes																				
Strontium 87/86	none	---	---	---	---	---	---	---	---	---	---	---	---	---	---	---	0.709973	---	---	---
Tritium	TU	---	---	---	---	---	---	---	---	---	---	---	---	---	---	---	<0.50	---	---	---
Radiologicals																				
Gross Alpha	pCi/l	---	---	---	---	---	---	---	---	---	---	---	---	---	---	---	<1.50	---	---	---
Gross Beta	pCi/l	---	---	---	---	---	---	---	---	---	---	---	---	---	---	---	<2.60	---	---	---
Uranium Activity (Calc 907.0)	pCi/l	---	---	---	---	---	---	---	---	---	---	---	---	---	---	---	0.7	---	---	---
Radionuclides																				
Radium 226	pCi/l	---	---	---	---	---	---	---	---	---	---	---	---	---	---	---	<0.15	---	---	---
Radium 226 + Radium 228	pCi/l	---	---	---	---	---	---	---	---	---	---	---	---	---	---	---	--	---	---	---
Radium 228	pCi/l	---	---	---	---	---	---	---	---	---	---	---	---	---	---	---	<1.20	---	---	---
Uranium 234	pCi/l	---	---	---	---	---	---	---	---	---	---	---	---	---	---	---	0.6	---	---	---
Uranium 235	pCi/l	---	---	---	---	---	---	---	---	---	---	---	---	---	---	---	<0.2	---	---	---
Uranium 238	pCi/l	---	---	---	---	---	---	---	---	---	---	---	---	---	---	---	<0.2	---	---	---
Stable Isotopes																				
Delta Deuterium	per mil	---	---	---	---	---	---	---	---	---	---	---	---	---	---	---	-68.0	---	---	---
Delta Oxygen-18	per mil	---	---	---	---	---	---	---	---	---	---	---	---	---	---	---	-10.10	---	---	---
Delta Oxygen-18 of Sulfate	per mil	---	---	---	---	---	---	---	---	---	---	---	---	---	---	---	1.8	---	---	---
Delta Sulfur-34	per mil	---	---	---	---	---	---	---	---	---	---	---	---	---	---	---	4.5	---	---	---

The hardness value used for calculation of hardness-dependent standards is the hardness of the sample itself, not the hardness of a receiving water.

* Detection limit exceeds standard

‡ For comparison only - no analysis exists

Station Name	DC 8.2 W
Sample ID	RESE-1002063
Sample Date	2/24/2009 3:30:00 PM
Basin	Devils Canyon Watershed
Sub-basin	unknown
QC Type	Original data

Surface Water Hydrochemical Data

MONTGOMERY & ASSOCIATES

Parameters and Constituents		Standards														Results				
Name	Units	AZ Agricultural Livestock Watering		AZ Aquatic and Wildlife - Ephemeral Acute		AZ Aquatic and Wildlife - Warm Water Acute		AZ Aquatic and Wildlife - Warm Water Chronic		AZ Full Body Contact		AZ Fish Consumption		AZ Partial Body Contact		Dissolved Results	Total Results	Total Recoverable Results	Field Results	Use Exceeded
		Standard	Fraction	Standard	Fraction	Standard	Fraction	Standard	Fraction	Standard	Fraction	Standard	Fraction	Standard	Fraction					
Field Parameters																				
Dissolved oxygen	mg/l	---	---	---	---	6	---	6	---	---	---	---	---	---	---	---	---	---	5.30	AZ Aquatic and Wildlife - Warm Water Acute† AZ Aquatic and Wildlife - Warm Water Chronic†
Flow Rate	gallons/minute	---	---	---	---	---	---	---	---	---	---	---	---	---	---	---	---	---	0.00	---
pH (Field)	s.u.	6.5 - 9	---	6.5 - 9	---	6.5 - 9	---	6.5 - 9	---	6.5 - 9	---	---	---	6.5 - 9	---	---	---	---	7.31	---
Specific Conductance (Field)	uS/cm	---	---	---	---	---	---	---	---	---	---	---	---	---	---	---	---	---	263.0	---
Temperature (Field)	Deg C	---	---	---	---	---	---	---	---	---	---	---	---	---	---	---	---	---	24.60	---
Turbidity (Field)	NTUs	---	---	---	---	---	---	---	---	---	---	---	---	---	---	---	---	---	0.66	---
Inorganics																				
Alkalinity (as CaCO3)	mg/l	---	---	---	---	---	---	---	---	---	---	---	---	---	---	---	121	---	---	---
Bicarbonate (Calculated by M&A)	mg/l	---	---	---	---	---	---	---	---	---	---	---	---	---	---	---	148	---	---	---
Bicarbonate Alkalinity (as CaCO3)	mg/l	---	---	---	---	---	---	---	---	---	---	---	---	---	---	---	121	---	---	---
Bromide	mg/l	---	---	---	---	---	---	---	---	---	---	---	---	---	---	---	<0.100	---	---	---
Carbonate (Calculated by M&A)	mg/l	---	---	---	---	---	---	---	---	---	---	---	---	---	---	---	--	---	---	---
Carbonate Alkalinity (as CaCO3)	mg/l	---	---	---	---	---	---	---	---	---	---	---	---	---	---	---	<1.00	---	---	---
Chloride	mg/l	---	---	---	---	---	---	---	---	---	---	---	---	---	---	---	5.11	---	---	---
Fluoride	mg/l	---	---	---	---	---	---	---	---	140	---	---	---	140	---	---	0.269	---	---	---
Hardness (as CaCO3)	mg/l	---	---	---	---	---	---	---	---	---	---	---	---	---	---	81.0	---	---	---	---
Silica	mg/l	---	---	---	---	---	---	---	---	---	---	---	---	---	---	65.5	---	---	---	---
Sulfate	mg/l	---	---	---	---	---	---	---	---	---	---	---	---	---	---	---	5.61	---	---	---
Lab Parameters																				
Total Dissolved Solids (Laboratory)	mg/l	---	---	---	---	---	---	---	---	---	---	---	---	---	---	---	240	---	---	---
Total Suspended Solids	mg/l	---	---	---	---	---	---	---	---	---	---	---	---	---	---	---	5.00	---	---	---
Metals																				
Aluminum	mg/l	---	---	---	---	---	---	---	---	---	---	---	---	---	---	<0.0800	---	---	---	---
Antimony	mg/l	---	---	---	---	0.088	DIS	0.03	DIS	0.747	TRC	0.64	TRC	0.747	TRC	<0.00300	---	<0.00300	---	---
Arsenic	mg/l	0.2	TRC	0.44	DIS	0.34	DIS	0.15	DIS	0.03	TRC	0.08	TRC	0.28	TRC	<0.02500	---	<0.02500	---	---
Barium	mg/l	---	---	---	---	---	---	---	---	98	TRC	---	---	98	TRC	0.0178	---	---	---	---
Beryllium	mg/l	---	---	---	---	---	---	---	---	1.867	TRC	0.084	TRC	1.867	TRC	<0.00200	---	<0.00200	---	---
Boron	mg/l	---	---	---	---	---	---	---	---	186.667	TRC	---	---	186.667	TRC	---	---	<0.0400	---	---
Cadmium	mg/l	0.05	---	0.01858	DIS	0.006411	DIS	0.000485	DIS	0.7	TRC	0.084	TRC	0.7	TRC	<0.000042	---	<0.000200	---	---
Calcium	mg/l	---	---	---	---	---	---	---	---	---	---	---	---	---	---	---	---	24.8	---	---
Chromium	mg/l	1	---	---	---	---	---	---	---	---	---	---	---	---	---	---	---	<0.00600	---	---
Chromium, Hexavalent‡	mg/l	---	---	0.034	DIS	0.016	DIS	0.011	DIS	2.8	TRC	0.15	TRC	2.8	TRC	---	---	<0.00600	---	---
Chromium, Trivalent‡	mg/l	---	---	1.60863	TRC	0.47945	TRC	0.06237	TRC	1400	TRC	75	TRC	1400	TRC	---	---	<0.00600	---	---
Cobalt	mg/l	---	---	---	---	---	---	---	---	---	---	---	---	---	---	<0.00600	---	---	---	---
Copper	mg/l	0.5	TRC	0.01907	DIS	0.01102	DIS	0.00748	DIS	1.3	TRC	---	---	1.3	TRC	0.00103	---	<0.01000	---	---
Iron	mg/l	---	---	---	---	---	---	1	DIS	---	---	---	---	---	---	<0.0600	---	---	---	---
Lead	mg/l	0.1	TRC	0.108274	DIS	0.051304	DIS	0.001999	DIS	0.015	TRC	---	---	0.015	TRC	0.000019 j	---	<0.003000	---	---
Magnesium	mg/l	---	---	---	---	---	---	---	---	---	---	---	---	---	---	---	---	4.65	---	---
Manganese	mg/l	---	---	---	---	---	---	---	---	130.66701	---	---	---	130.66701	---	0.00440	---	<0.00400	---	---
Mercury	mg/l	0.01	TRC	0.005	DIS	0.0024	DIS	0.00001	DIS	0.28	TRC	---	---	0.28	TRC	---	<0.00020	---	---	AZ Aquatic and Wildlife - Warm Water Chronic*
Molybdenum	mg/l	---	---	---	---	---	---	---	---	---	---	---	---	---	---	<0.00800	---	---	---	---
Nickel	mg/l	---	---	3.47935	DIS	0.39178	DIS	0.04351	DIS	28	TRC	0.511	TRC	28	TRC	<0.00100	---	<0.01000	---	---
Potassium	mg/l	---	---	---	---	---	---	---	---	---	---	---	---	---	---	---	---	1.01	---	---
Selenium	mg/l	0.05	TRC	0.033	TRC	---	---	0.002	TRC	4.667	TRC	0.667	TRC	4.667	TRC	---	---	0.00043 jd	---	---
Silver	mg/l	---	---	0.002239	DIS	0.002239	DIS	---	---	4.667	TRC	8	TRC	4.667	TRC	<0.000100	---	<0.005000	---	---

Station Name	DC 8.2 W
Sample ID	RESE-1002063
Sample Date	2/24/2009 3:30:00 PM
Basin	Devils Canyon Watershed
Sub-basin	unknown
QC Type	Original data

Surface Water Hydrochemical Data

MONTGOMERY & ASSOCIATES

Parameters and Constituents		Standards														Results				
Name	Units	AZ Agricultural Livestock Watering		AZ Aquatic and Wildlife - Ephemeral Acute		AZ Aquatic and Wildlife - Warm Water Acute		AZ Aquatic and Wildlife - Warm Water Chronic		AZ Full Body Contact		AZ Fish Consumption		AZ Partial Body Contact		Dissolved Results	Total Results	Total Recoverable Results	Field Results	Use Exceeded
		Standard	Fraction	Standard	Fraction	Standard	Fraction	Standard	Fraction	Standard	Fraction	Standard	Fraction	Standard	Fraction					
Metals																				
Sodium	mg/l	---	---	---	---	---	---	---	---	---	---	---	---	---	---	---	---	19.4	---	---
Strontium	mg/l	---	---	---	---	---	---	---	---	---	---	---	---	---	---	0.146	---	---	---	---
Thallium	mg/l	---	---	---	---	0.7	DIS	0.15	DIS	0.075	TRC	0.001	TRC	0.075	TRC	<0.00100	---	<0.00100	---	AZ Fish Consumption*
Zinc	mg/l	25	TRC	0.93017	DIS	0.09802	DIS	0.09802	DIS	280	TRC	5.106	TRC	280	TRC	<0.01000	---	<0.01000	---	---
Other																				
Dissolved Organic Carbon	mg/l	---	---	---	---	---	---	---	---	---	---	---	---	---	---	---	---	---	1.68	---
Mercury, Low Level	ng/l	---	---	---	---	---	---	---	---	---	---	---	---	---	---	<0.50	---	---	---	---
Stable Isotopes																				
Delta Deuterium	per mil	---	---	---	---	---	---	---	---	---	---	---	---	---	---	---	-66.0	---	---	---
Delta Oxygen-18	per mil	---	---	---	---	---	---	---	---	---	---	---	---	---	---	---	-9.80	---	---	---
Delta Oxygen-18 of Sulfate	per mil	---	---	---	---	---	---	---	---	---	---	---	---	---	---	---	7.1	---	---	---
Delta Sulfur-34	per mil	---	---	---	---	---	---	---	---	---	---	---	---	---	---	---	3.7	---	---	---

The hardness value used for calculation of hardness-dependent standards is the hardness of the sample itself, not the hardness of a receiving water.
* Detection limit exceeds standard
† Exceedance is considered less than regulatory limit
‡ For comparison only - no analysis exists

Station Name	DC 8.2 W
Sample ID	RESE-1002097
Sample Date	5/19/2009 1:00:00 PM
Basin	Devils Canyon Watershed
Sub-basin	unknown
QC Type	Original data

Surface Water Hydrochemical Data

MONTGOMERY & ASSOCIATES

Parameters and Constituents		Standards														Results				
Name	Units	AZ Agricultural Livestock Watering		AZ Aquatic and Wildlife - Ephemeral Acute		AZ Aquatic and Wildlife - Warm Water Acute		AZ Aquatic and Wildlife - Warm Water Chronic		AZ Full Body Contact		AZ Fish Consumption		AZ Partial Body Contact		Dissolved Results	Total Results	Total Recoverable Results	Field Results	Use Exceeded
		Standard	Fraction	Standard	Fraction	Standard	Fraction	Standard	Fraction	Standard	Fraction	Standard	Fraction	Standard	Fraction					
Field Parameters																				
Dissolved oxygen	mg/l	---	---	---	---	6	---	6	---	---	---	---	---	---	---	---	---	---	5.33	AZ Aquatic and Wildlife - Warm Water Acute† AZ Aquatic and Wildlife - Warm Water Chronic†
Flow Rate	gallons/minute	---	---	---	---	---	---	---	---	---	---	---	---	---	---	---	---	---	10.00	---
pH (Field)	s.u.	6.5 - 9	---	6.5 - 9	---	6.5 - 9	---	6.5 - 9	---	6.5 - 9	---	---	---	6.5 - 9	---	---	---	---	6.88	---
Specific Conductance (Field)	uS/cm	---	---	---	---	---	---	---	---	---	---	---	---	---	---	---	---	---	243.0	---
Temperature (Field)	Deg C	---	---	---	---	---	---	---	---	---	---	---	---	---	---	---	---	---	24.80	---
Turbidity (Field)	NTUs	---	---	---	---	---	---	---	---	---	---	---	---	---	---	---	---	---	0.75	---
Inorganics																				
Alkalinity (as CaCO3)	mg/l	---	---	---	---	---	---	---	---	---	---	---	---	---	---	---	130	---	---	---
Bicarbonate (Calculated by M&A)	mg/l	---	---	---	---	---	---	---	---	---	---	---	---	---	---	---	159	---	---	---
Bicarbonate Alkalinity (as CaCO3)	mg/l	---	---	---	---	---	---	---	---	---	---	---	---	---	---	---	130	---	---	---
Bromide	mg/l	---	---	---	---	---	---	---	---	---	---	---	---	---	---	---	0.114	---	---	---
Carbonate (Calculated by M&A)	mg/l	---	---	---	---	---	---	---	---	---	---	---	---	---	---	---	--	---	---	---
Carbonate Alkalinity (as CaCO3)	mg/l	---	---	---	---	---	---	---	---	---	---	---	---	---	---	---	<1.00	---	---	---
Chloride	mg/l	---	---	---	---	---	---	---	---	---	---	---	---	---	---	---	6.41	---	---	---
Fluoride	mg/l	---	---	---	---	---	---	---	---	140	---	---	---	140	---	---	0.717	---	---	---
Hardness (as CaCO3)	mg/l	---	---	---	---	---	---	---	---	---	---	---	---	---	---	94.3	---	---	---	---
Silica	mg/l	---	---	---	---	---	---	---	---	---	---	---	---	---	---	75.5	---	---	---	---
Sulfate	mg/l	---	---	---	---	---	---	---	---	---	---	---	---	---	---	---	4.32	---	---	---
Lab Parameters																				
Total Dissolved Solids (Laboratory)	mg/l	---	---	---	---	---	---	---	---	---	---	---	---	---	---	---	214	---	---	---
Total Suspended Solids	mg/l	---	---	---	---	---	---	---	---	---	---	---	---	---	---	---	<5.00	---	---	---
Metals																				
Aluminum	mg/l	---	---	---	---	---	---	---	---	---	---	---	---	---	---	<0.0800	---	---	---	---
Antimony	mg/l	---	---	---	---	0.088	DIS	0.03	DIS	0.747	TRC	0.64	TRC	0.747	TRC	<0.00300	---	<0.00300	---	---
Arsenic	mg/l	0.2	TRC	0.44	DIS	0.34	DIS	0.15	DIS	0.03	TRC	0.08	TRC	0.28	TRC	<0.02500	---	<0.02500	---	---
Barium	mg/l	---	---	---	---	---	---	---	---	98	TRC	---	---	98	TRC	---	---	0.0180	---	---
Beryllium	mg/l	---	---	---	---	---	---	---	---	1.867	TRC	0.084	TRC	1.867	TRC	<0.00200	---	<0.00200	---	---
Boron	mg/l	---	---	---	---	---	---	---	---	186.667	TRC	---	---	186.667	TRC	---	---	<0.0400	---	---
Cadmium	mg/l	0.05	---	0.02154	DIS	0.007433	DIS	0.000539	DIS	0.7	TRC	0.084	TRC	0.7	TRC	<0.000024	---	<0.002000	---	---
Calcium	mg/l	---	---	---	---	---	---	---	---	---	---	---	---	---	---	---	---	28.7	---	---
Chromium	mg/l	1	---	---	---	---	---	---	---	---	---	---	---	---	---	---	---	<0.00600	---	---
Chromium, Hexavalent‡	mg/l	---	---	0.034	DIS	0.016	DIS	0.011	DIS	2.8	TRC	0.15	TRC	2.8	TRC	---	---	<0.00600	---	---
Chromium, Trivalent‡	mg/l	---	---	1.82194	TRC	0.54302	TRC	0.07064	TRC	1400	TRC	75	TRC	1400	TRC	---	---	<0.00600	---	---
Cobalt	mg/l	---	---	---	---	---	---	---	---	---	---	---	---	---	---	<0.00600	---	---	---	---
Copper	mg/l	0.5	TRC	0.02201	DIS	0.01272	DIS	0.00852	DIS	1.3	TRC	---	---	1.3	TRC	<0.00100	---	<0.01000	---	---
Iron	mg/l	---	---	---	---	---	---	1	DIS	---	---	---	---	---	---	<0.0600	---	---	---	---
Lead	mg/l	0.1	TRC	0.127851	DIS	0.06058	DIS	0.002361	DIS	0.015	TRC	---	---	0.015	TRC	<0.000053	---	<0.003000	---	---
Magnesium	mg/l	---	---	---	---	---	---	---	---	---	---	---	---	---	---	---	---	5.47	---	---
Manganese	mg/l	---	---	---	---	---	---	---	---	130.66701	---	---	---	130.66701	---	<0.00400	---	<0.00400	---	---
Mercury	mg/l	0.01	TRC	0.005	DIS	0.0024	DIS	0.00001	DIS	0.28	TRC	---	---	0.28	TRC	---	<0.00020	---	---	AZ Aquatic and Wildlife - Warm Water Chronic*
Molybdenum	mg/l	---	---	---	---	---	---	---	---	---	---	---	---	---	---	<0.00800	---	---	---	---
Nickel	mg/l	---	---	3.95692	DIS	0.44556	DIS	0.04949	DIS	28	TRC	0.511	TRC	28	TRC	<0.00100	---	<0.01000	---	---
Potassium	mg/l	---	---	---	---	---	---	---	---	---	---	---	---	---	---	---	---	0.96	---	---
Selenium	mg/l	0.05	TRC	0.033	TRC	---	---	0.002	TRC	4.667	TRC	0.667	TRC	4.667	TRC	---	---	<0.00030	---	---
Silver	mg/l	---	---	0.002908	DIS	0.002908	DIS	---	---	4.667	TRC	8	TRC	4.667	TRC	<0.000100	---	<0.005000	---	---

Station Name	DC 8.2 W
Sample ID	RESE-1002097
Sample Date	5/19/2009 1:00:00 PM
Basin	Devils Canyon Watershed
Sub-basin	unknown
QC Type	Original data

Surface Water Hydrochemical Data

MONTGOMERY & ASSOCIATES

Parameters and Constituents		Standards														Results				
Name	Units	AZ Agricultural Livestock Watering		AZ Aquatic and Wildlife - Ephemeral Acute		AZ Aquatic and Wildlife - Warm Water Acute		AZ Aquatic and Wildlife - Warm Water Chronic		AZ Full Body Contact		AZ Fish Consumption		AZ Partial Body Contact		Dissolved Results	Total Results	Total Recoverable Results	Field Results	Use Exceeded
		Standard	Fraction	Standard	Fraction	Standard	Fraction	Standard	Fraction	Standard	Fraction	Standard	Fraction	Standard	Fraction					
Metals																				
Sodium	mg/l	---	---	---	---	---	---	---	---	---	---	---	---	---	---	---	---	23.0	---	---
Strontium	mg/l	---	---	---	---	---	---	---	---	---	---	---	---	---	---	0.153	---	---	---	---
Thallium	mg/l	---	---	---	---	0.7	DIS	0.15	DIS	0.075	TRC	0.001	TRC	0.075	TRC	<0.00100	---	<0.00100	---	AZ Fish Consumption*
Zinc	mg/l	25	TRC	1.05806	DIS	0.1115	DIS	0.1115	DIS	280	TRC	5.106	TRC	280	TRC	<0.01000	---	<0.01000	---	---
Other																				
Dissolved Organic Carbon	mg/l	---	---	---	---	---	---	---	---	---	---	---	---	---	---	---	---	---	2.66	---
Mercury, Low Level	ng/l	---	---	---	---	---	---	---	---	---	---	---	---	---	---	<0.50	---	---	---	---
Radiogenic Isotopes																				
Tritium	TU	---	---	---	---	---	---	---	---	---	---	---	---	---	---	---	0.70	---	---	---
Stable Isotopes																				
Delta Deuterium	per mil	---	---	---	---	---	---	---	---	---	---	---	---	---	---	---	-69.0	---	---	---
Delta Oxygen-18	per mil	---	---	---	---	---	---	---	---	---	---	---	---	---	---	---	-10.30	---	---	---
Delta Oxygen-18 of Sulfate	per mil	---	---	---	---	---	---	---	---	---	---	---	---	---	---	---	10.9	---	---	---
Delta Sulfur-34	per mil	---	---	---	---	---	---	---	---	---	---	---	---	---	---	---	4.5	---	---	---

The hardness value used for calculation of hardness-dependent standards is the hardness of the sample itself, not the hardness of a receiving water.
* Detection limit exceeds standard
† Exceedance is considered less than regulatory limit
‡ For comparison only - no analysis exists

Station Name	DC 8.2 W
Sample ID	RESE-1002159
Sample Date	11/10/2010 9:45:00 AM
Basin	Devils Canyon Watershed
Sub-basin	unknown
QC Type	Original data

Surface Water Hydrochemical Data

MONTGOMERY & ASSOCIATES

Parameters and Constituents		Standards														Results				
Name	Units	AZ Agricultural Livestock Watering		AZ Aquatic and Wildlife - Ephemeral Acute		AZ Aquatic and Wildlife - Warm Water Acute		AZ Aquatic and Wildlife - Warm Water Chronic		AZ Full Body Contact		AZ Fish Consumption		AZ Partial Body Contact		Dissolved Results	Total Results	Total Recoverable Results	Field Results	Use Exceeded
		Standard	Fraction	Standard	Fraction	Standard	Fraction	Standard	Fraction	Standard	Fraction	Standard	Fraction	Standard	Fraction					
Field Parameters																				
Dissolved oxygen	mg/l	---	---	---	---	6	---	6	---	---	---	---	---	---	---	---	---	---	7.05	---
Flow Rate	gallons/minute	---	---	---	---	---	---	---	---	---	---	---	---	---	---	---	---	---	<1.00	---
pH (Field)	s.u.	6.5 - 9	---	6.5 - 9	---	6.5 - 9	---	6.5 - 9	---	6.5 - 9	---	---	---	6.5 - 9	---	---	---	---	7.19	---
Specific Conductance (Field)	uS/cm	---	---	---	---	---	---	---	---	---	---	---	---	---	---	---	---	---	260.4	---
Temperature (Field)	Deg C	---	---	---	---	---	---	---	---	---	---	---	---	---	---	---	---	---	20.10	---
Turbidity (Field)	NTUs	---	---	---	---	---	---	---	---	---	---	---	---	---	---	---	---	---	0.87	---
Inorganics																				
Alkalinity (as CaCO3)	mg/l	---	---	---	---	---	---	---	---	---	---	---	---	---	---	---	140 j-	---	---	---
Bicarbonate (Calculated by M&A)	mg/l	---	---	---	---	---	---	---	---	---	---	---	---	---	---	---	171	---	---	---
Bicarbonate Alkalinity (as CaCO3)	mg/l	---	---	---	---	---	---	---	---	---	---	---	---	---	---	---	140 j-	---	---	---
Bromide	mg/l	---	---	---	---	---	---	---	---	---	---	---	---	---	---	---	<0.100	---	---	---
Carbonate (Calculated by M&A)	mg/l	---	---	---	---	---	---	---	---	---	---	---	---	---	---	---	--	---	---	---
Carbonate Alkalinity (as CaCO3)	mg/l	---	---	---	---	---	---	---	---	---	---	---	---	---	---	---	<1.00	---	---	---
Chloride	mg/l	---	---	---	---	---	---	---	---	---	---	---	---	---	---	---	5.13 j-	---	---	---
Fluoride	mg/l	---	---	---	---	---	---	---	---	140	---	---	---	140	---	---	0.274 j-	---	---	---
Hardness (as CaCO3)	mg/l	---	---	---	---	---	---	---	---	---	---	---	---	---	---	---	---	108.0 j-	---	---
Silica	mg/l	---	---	---	---	---	---	---	---	---	---	---	---	---	---	78.5	---	---	---	---
Sulfate	mg/l	---	---	---	---	---	---	---	---	---	---	---	---	---	---	---	3.49 j-	---	---	---
Lab Parameters																				
Total Dissolved Solids (Laboratory)	mg/l	---	---	---	---	---	---	---	---	---	---	---	---	---	---	---	226 j-	---	---	---
Total Suspended Solids	mg/l	---	---	---	---	---	---	---	---	---	---	---	---	---	---	---	122.00 j-	---	---	---
Metals																				
Aluminum	mg/l	---	---	---	---	---	---	---	---	---	---	---	---	---	---	<0.0172	---	---	---	---
Antimony	mg/l	---	---	---	---	0.088	DIS	0.03	DIS	0.747	TRC	0.64	TRC	0.747	TRC	<0.00010	---	<0.00012	---	---
Arsenic	mg/l	0.2	TRC	0.44	DIS	0.34	DIS	0.15	DIS	0.03	TRC	0.08	TRC	0.28	TRC	<0.00660	---	<0.00320	---	---
Barium	mg/l	---	---	---	---	---	---	---	---	98	TRC	---	---	98	TRC	0.0200	---	---	---	---
Beryllium	mg/l	---	---	---	---	---	---	---	---	1.867	TRC	0.084	TRC	1.867	TRC	---	---	0.00040 j	---	---
Boron	mg/l	---	---	---	---	---	---	---	---	186.667	TRC	---	---	186.667	TRC	---	---	0.0191 j	---	---
Cadmium	mg/l	0.05	---	0.087609	DIS	0.030232	DIS	0.001468	DIS	0.7	TRC	0.084	TRC	0.7	TRC	<0.000036	---	<0.000250	---	---
Calcium	mg/l	---	---	---	---	---	---	---	---	---	---	---	---	---	---	---	---	33.0	---	---
Chromium	mg/l	1	---	---	---	---	---	---	---	---	---	---	---	---	---	---	---	0.00590 j	---	---
Chromium, Hexavalent‡	mg/l	---	---	0.034	DIS	0.016	DIS	0.011	DIS	2.8	TRC	0.15	TRC	2.8	TRC	---	---	0.00590 j	---	---
Chromium, Trivalent‡	mg/l	---	---	5.9497	TRC	1.7733	TRC	0.23067	TRC	1400	TRC	75	TRC	1400	TRC	---	---	0.00590 j	---	---
Cobalt	mg/l	---	---	---	---	---	---	---	---	---	---	---	---	---	---	<0.00095	---	---	---	---
Copper	mg/l	0.5	TRC	0.08588	DIS	0.04962	DIS	0.02928	DIS	1.3	TRC	---	---	1.3	TRC	0.00048 j	---	0.00920 j	---	---
Iron	mg/l	---	---	---	---	---	---	1	DIS	---	---	---	---	---	---	0.0302 j	---	---	---	---
Lead	mg/l	0.1	TRC	0.592712	DIS	0.280846	DIS	0.010944	DIS	0.015	TRC	---	---	0.015	TRC	<0.000020	---	<0.003000	---	---
Magnesium	mg/l	---	---	---	---	---	---	---	---	---	---	---	---	---	---	---	---	6.27	---	---
Manganese	mg/l	---	---	---	---	---	---	---	---	130.66701	---	---	---	130.66701	---	0.00660 j	---	0.10400	---	---
Mercury	mg/l	0.01	TRC	0.005	DIS	0.0024	DIS	0.00001	DIS	0.28	TRC	---	---	0.28	TRC	---	<0.000065	---	---	AZ Aquatic and Wildlife - Warm Water Chronic*
Molybdenum	mg/l	---	---	---	---	---	---	---	---	---	---	---	---	---	---	0.00700 j	---	---	---	---
Nickel	mg/l	---	---	13.43579	DIS	1.51289	DIS	0.16804	DIS	28	TRC	0.511	TRC	28	TRC	0.00130 j+	---	<0.00150	---	---
Potassium	mg/l	---	---	---	---	---	---	---	---	---	---	---	---	---	---	---	---	1.32	---	---
Selenium	mg/l	0.05	TRC	0.033	TRC	---	---	0.002	TRC	4.667	TRC	0.667	TRC	4.667	TRC	---	---	<0.00380	---	AZ Aquatic and Wildlife - Warm Water Chronic*
Silver	mg/l	---	---	0.034911	DIS	0.034911	DIS	---	---	4.667	TRC	8	TRC	4.667	TRC	<0.000012	---	<0.000700	---	---

Station Name	DC 8.2 W
Sample ID	RESE-1002159
Sample Date	11/10/2010 9:45:00 AM
Basin	Devils Canyon Watershed
Sub-basin	unknown
QC Type	Original data

Surface Water Hydrochemical Data

MONTGOMERY & ASSOCIATES

Parameters and Constituents		Standards														Results				
Name	Units	AZ Agricultural Livestock Watering		AZ Aquatic and Wildlife - Ephemeral Acute		AZ Aquatic and Wildlife - Warm Water Acute		AZ Aquatic and Wildlife - Warm Water Chronic		AZ Full Body Contact		AZ Fish Consumption		AZ Partial Body Contact		Dissolved Results	Total Results	Total Recoverable Results	Field Results	Use Exceeded
		Standard	Fraction	Standard	Fraction	Standard	Fraction	Standard	Fraction	Standard	Fraction	Standard	Fraction	Standard	Fraction					
Metals																				
Sodium	mg/l	---	---	---	---	---	---	---	---	---	---	---	---	---	---	---	---	22.9	---	---
Strontium	mg/l	---	---	---	---	---	---	---	---	---	---	---	---	---	---	0.180	---	---	---	---
Thallium	mg/l	---	---	---	---	0.7	DIS	0.15	DIS	0.075	TRC	0.001	TRC	0.075	TRC	<0.000018	---	<0.000022	---	---
Zinc	mg/l	25	TRC	3.5994	DIS	0.3793	DIS	0.3793	DIS	280	TRC	5.106	TRC	280	TRC	<0.00190	---	0.01400 j+	---	---
Other																				
Dissolved Organic Carbon	mg/l	---	---	---	---	---	---	---	---	---	---	---	---	---	---	<1.00	---	---	---	---

The hardness value used for calculation of hardness-dependent standards is the hardness of the sample itself, not the hardness of a receiving water.
* Detection limit exceeds standard
‡ For comparison only - no analysis exists

Station Name	DC 8.2 W
Sample ID	RESE-1002231
Sample Date	5/3/2012 11:30:00 AM
Basin	Devils Canyon Watershed
Sub-basin	unknown
QC Type	Original data

Surface Water Hydrochemical Data

MONTGOMERY & ASSOCIATES

Parameters and Constituents		Standards														Results				
Name	Units	AZ Agricultural Livestock Watering		AZ Aquatic and Wildlife - Ephemeral Acute		AZ Aquatic and Wildlife - Warm Water Acute		AZ Aquatic and Wildlife - Warm Water Chronic		AZ Full Body Contact		AZ Fish Consumption		AZ Partial Body Contact		Dissolved Results	Total Results	Total Recoverable Results	Field Results	Use Exceeded
		Standard	Fraction	Standard	Fraction	Standard	Fraction	Standard	Fraction	Standard	Fraction	Standard	Fraction	Standard	Fraction					
Field Parameters																				
Dissolved oxygen	mg/l	---	---	---	---	6	---	6	---	---	---	---	---	---	---	---	---	---	5.52	AZ Aquatic and Wildlife - Warm Water Acute† AZ Aquatic and Wildlife - Warm Water Chronic†
Flow Rate	gallons/minute	---	---	---	---	---	---	---	---	---	---	---	---	---	---	---	---	---	5.00 j	---
pH (Field)	s.u.	6.5 - 9	---	6.5 - 9	---	6.5 - 9	---	6.5 - 9	---	6.5 - 9	---	---	---	6.5 - 9	---	---	---	---	7.26	---
Specific Conductance (Field)	uS/cm	---	---	---	---	---	---	---	---	---	---	---	---	---	---	---	---	---	245.0	---
Temperature (Field)	Deg C	---	---	---	---	---	---	---	---	---	---	---	---	---	---	---	---	---	22.85	---
Turbidity (Field)	NTUs	---	---	---	---	---	---	---	---	---	---	---	---	---	---	---	---	---	4.39	---
Inorganics																				
Alkalinity (as CaCO3)	mg/l	---	---	---	---	---	---	---	---	---	---	---	---	---	---	---	131	---	---	---
Bicarbonate (Calculated by M&A)	mg/l	---	---	---	---	---	---	---	---	---	---	---	---	---	---	---	160	---	---	---
Bicarbonate Alkalinity (as CaCO3)	mg/l	---	---	---	---	---	---	---	---	---	---	---	---	---	---	---	131	---	---	---
Bromide	mg/l	---	---	---	---	---	---	---	---	---	---	---	---	---	---	---	<0.100	---	---	---
Carbonate (Calculated by M&A)	mg/l	---	---	---	---	---	---	---	---	---	---	---	---	---	---	---	--	---	---	---
Carbonate Alkalinity (as CaCO3)	mg/l	---	---	---	---	---	---	---	---	---	---	---	---	---	---	---	<1.00	---	---	---
Chloride	mg/l	---	---	---	---	---	---	---	---	---	---	---	---	---	---	---	5.06	---	---	---
Fluoride	mg/l	---	---	---	---	---	---	---	---	140	---	---	---	140	---	---	0.380	---	---	---
Hardness (as CaCO3)	mg/l	---	---	---	---	---	---	---	---	---	---	---	---	---	---	---	---	92.7	---	---
Silica	mg/l	---	---	---	---	---	---	---	---	---	---	---	---	---	---	71.7	---	---	---	---
Sulfate	mg/l	---	---	---	---	---	---	---	---	---	---	---	---	---	---	---	3.54	---	---	---
Lab Parameters																				
Total Dissolved Solids (Laboratory)	mg/l	---	---	---	---	---	---	---	---	---	---	---	---	---	---	---	207 j	---	---	---
Total Suspended Solids	mg/l	---	---	---	---	---	---	---	---	---	---	---	---	---	---	---	<5.00	---	---	---
Metals																				
Aluminum	mg/l	---	---	---	---	---	---	---	---	---	---	---	---	---	---	<0.0808	---	---	---	---
Antimony	mg/l	---	---	---	---	0.088	DIS	0.03	DIS	0.747	TRC	0.64	TRC	0.747	TRC	<0.00012	---	<0.00015	---	---
Arsenic	mg/l	0.2	TRC	0.44	DIS	0.34	DIS	0.15	DIS	0.03	TRC	0.08	TRC	0.28	TRC	<0.00670	---	<0.00330	---	---
Barium	mg/l	---	---	---	---	---	---	---	---	98	TRC	---	---	98	TRC	---	---	0.0193	---	---
Beryllium	mg/l	---	---	---	---	---	---	---	---	1.867	TRC	0.084	TRC	1.867	TRC	---	---	<0.00031	---	---
Boron	mg/l	---	---	---	---	---	---	---	---	186.667	TRC	---	---	186.667	TRC	---	---	0.0175 j	---	---
Cadmium	mg/l	0.05	---	0.087609	DIS	0.030232	DIS	0.001468	DIS	0.7	TRC	0.084	TRC	0.7	TRC	<0.000014	---	<0.000290	---	---
Calcium	mg/l	---	---	---	---	---	---	---	---	---	---	---	---	---	---	---	---	28.3	---	---
Chromium	mg/l	1	---	---	---	---	---	---	---	---	---	---	---	---	---	---	---	0.00160 j	---	---
Chromium, Hexavalent‡	mg/l	---	---	0.034	DIS	0.016	DIS	0.011	DIS	2.8	TRC	0.15	TRC	2.8	TRC	---	---	0.00160 j	---	---
Chromium, Trivalent‡	mg/l	---	---	5.9497	TRC	1.7733	TRC	0.23067	TRC	1400	TRC	75	TRC	1400	TRC	---	---	0.00160 j	---	---
Cobalt	mg/l	---	---	---	---	---	---	---	---	---	---	---	---	---	---	<0.00140	---	---	---	---
Copper	mg/l	0.5	TRC	0.08588	DIS	0.04962	DIS	0.02928	DIS	1.3	TRC	---	---	1.3	TRC	0.00046 j	---	0.00190 j	---	---
Iron	mg/l	---	---	---	---	---	---	1	DIS	---	---	---	---	---	---	<0.0222	---	---	---	---
Lead	mg/l	0.1	TRC	0.592712	DIS	0.280846	DIS	0.010944	DIS	0.015	TRC	---	---	0.015	TRC	<0.000059	---	<0.000072	---	---
Magnesium	mg/l	---	---	---	---	---	---	---	---	---	---	---	---	---	---	---	---	5.33	---	---
Manganese	mg/l	---	---	---	---	---	---	---	---	130.66701	---	---	---	130.66701	---	0.00650	---	0.00510	---	---
Mercury	mg/l	0.01	TRC	0.005	DIS	0.0024	DIS	0.00001	DIS	0.28	TRC	---	---	0.28	TRC	---	<0.000054	---	---	AZ Aquatic and Wildlife - Warm Water Chronic*
Molybdenum	mg/l	---	---	---	---	---	---	---	---	---	---	---	---	---	---	<0.00210	---	---	---	---
Nickel	mg/l	---	---	13.43579	DIS	1.51289	DIS	0.16804	DIS	28	TRC	0.511	TRC	28	TRC	0.00110	---	<0.00200	---	---
Potassium	mg/l	---	---	---	---	---	---	---	---	---	---	---	---	---	---	---	---	0.931	---	---
Selenium	mg/l	0.05	TRC	0.033	TRC	---	---	0.002	TRC	4.667	TRC	0.667	TRC	4.667	TRC	0.00034 j+	---	<0.00028	---	---
Silver	mg/l	---	---	0.034911	DIS	0.034911	DIS	---	---	4.667	TRC	8	TRC	4.667	TRC	<0.000014	---	<0.000700	---	---

Station Name	DC 8.2 W
Sample ID	RESE-1002231
Sample Date	5/3/2012 11:30:00 AM
Basin	Devils Canyon Watershed
Sub-basin	unknown
QC Type	Original data

Surface Water Hydrochemical Data

MONTGOMERY & ASSOCIATES

Parameters and Constituents		Standards														Results				
Name	Units	AZ Agricultural Livestock Watering		AZ Aquatic and Wildlife - Ephemeral Acute		AZ Aquatic and Wildlife - Warm Water Acute		AZ Aquatic and Wildlife - Warm Water Chronic		AZ Full Body Contact		AZ Fish Consumption		AZ Partial Body Contact		Dissolved Results	Total Results	Total Recoverable Results	Field Results	Use Exceeded
		Standard	Fraction	Standard	Fraction	Standard	Fraction	Standard	Fraction	Standard	Fraction	Standard	Fraction	Standard	Fraction					
Metals																				
Sodium	mg/l	---	---	---	---	---	---	---	---	---	---	---	---	---	---	---	---	21.2	---	---
Strontium (by isotope dilution)	ppm	---	---	---	---	---	---	---	---	---	---	---	---	---	---	---	0.1390	---	---	---
Thallium	mg/l	---	---	---	---	0.7	DIS	0.15	DIS	0.075	TRC	0.001	TRC	0.075	TRC	<0.000008	---	<0.000009	---	---
Zinc	mg/l	25	TRC	3.5994	DIS	0.3793	DIS	0.3793	DIS	280	TRC	5.106	TRC	280	TRC	<0.00260	---	<0.00130	---	---
Radiogenic Isotopes																				
Carbon 14	pmC	---	---	---	---	---	---	---	---	---	---	---	---	---	---	---	70.83	---	---	---
Strontium 87/86	none	---	---	---	---	---	---	---	---	---	---	---	---	---	---	---	0.709934	---	---	---
Tritium	TU	---	---	---	---	---	---	---	---	---	---	---	---	---	---	---	<1.00	---	---	---
Stable Isotopes																				
Delta Carbon-13 of DIC	per mil	---	---	---	---	---	---	---	---	---	---	---	---	---	---	---	-18.6	---	---	---
Delta Deuterium	per mil	---	---	---	---	---	---	---	---	---	---	---	---	---	---	---	-69.7	---	---	---
Delta Oxygen-18	per mil	---	---	---	---	---	---	---	---	---	---	---	---	---	---	---	-9.99	---	---	---
Delta Oxygen-18 of Sulfate	per mil	---	---	---	---	---	---	---	---	---	---	---	---	---	---	---	0.6	---	---	---

The hardness value used for calculation of hardness-dependent standards is the hardness of the sample itself, not the hardness of a receiving water.
* Detection limit exceeds standard
† Exceedance is considered less than regulatory limit
‡ For comparison only - no analysis exists

Explanation of Codes

Absent = Analyte not present	ND = Not Detected
ge = Greater than or equal to reported value	Not Applicable = Analyte not applicable
i = Insufficient sample	q = Uncertain value
j = Estimated value	r = Unusable data
j+ = Estimated value, high bias	< = Less than reported detection limit
j- = Estimated value, low bias	> = Greater than reported value
Lost = Sample lost in processing	d = Diluted. Diluted samples are indicated only when value is estimated.
n = Not measured	LD = Laboratory duplicate
na = Not available	SP = Split sample
Present = Analyte was detected	SPD = Split-Duplicate

Station Name	DC 8.1 C
Sample ID	RESE-1002005
Sample Date	8/6/2008 10:30:00 AM
Basin	Devils Canyon Watershed
Sub-basin	unknown
QC Type	Original data

Surface Water Hydrochemical Data

MONTGOMERY & ASSOCIATES

Parameters and Constituents		Standards														Results				
Name	Units	AZ Agricultural Livestock Watering		AZ Aquatic and Wildlife - Ephemeral Acute		AZ Aquatic and Wildlife - Warm Water Acute		AZ Aquatic and Wildlife - Warm Water Chronic		AZ Full Body Contact		AZ Fish Consumption		AZ Partial Body Contact		Dissolved Results	Total Results	Total Recoverable Results	Field Results	Use Exceeded
		Standard	Fraction	Standard	Fraction	Standard	Fraction	Standard	Fraction	Standard	Fraction	Standard	Fraction	Standard	Fraction					
Field Parameters																				
Dissolved oxygen	mg/l	---	---	---	---	6	---	6	---	---	---	---	---	---	---	---	---	---	8.63	---
Flow Rate	gallons/minute	---	---	---	---	---	---	---	---	---	---	---	---	---	---	---	---	---	21.6	---
pH (Field)	s.u.	6.5 - 9	---	6.5 - 9	---	6.5 - 9	---	6.5 - 9	---	6.5 - 9	---	---	---	6.5 - 9	---	---	---	---	7.92	---
Specific Conductance (Field)	uS/cm	---	---	---	---	---	---	---	---	---	---	---	---	---	---	---	---	---	265.3	---
Temperature (Field)	Deg C	---	---	---	---	---	---	---	---	---	---	---	---	---	---	---	---	---	24.40	---
Turbidity (Field)	NTUs	---	---	---	---	---	---	---	---	---	---	---	---	---	---	---	---	---	0.68	---
Inorganics																				
Alkalinity (as CaCO3)	mg/l	---	---	---	---	---	---	---	---	---	---	---	---	---	---	135.0	136.0	---	---	---
Bicarbonate (Calculated by M&A)	mg/l	---	---	---	---	---	---	---	---	---	---	---	---	---	---	164.7	---	---	---	---
Bicarbonate Alkalinity (as CaCO3)	mg/l	---	---	---	---	---	---	---	---	---	---	---	---	---	---	135.0	136.0	---	---	---
Bromide	mg/l	---	---	---	---	---	---	---	---	---	---	---	---	---	---	---	<0.100	---	---	---
Carbonate (Calculated by M&A)	mg/l	---	---	---	---	---	---	---	---	---	---	---	---	---	---	--	---	---	---	---
Carbonate Alkalinity (as CaCO3)	mg/l	---	---	---	---	---	---	---	---	---	---	---	---	---	---	<1.0	<1.0	---	---	---
Chloride	mg/l	---	---	---	---	---	---	---	---	---	---	---	---	---	---	7.00	7.52	---	---	---
Fluoride	mg/l	---	---	---	---	---	---	---	---	140	---	---	---	140	---	---	0.509	---	---	---
Hardness (as CaCO3)	mg/l	---	---	---	---	---	---	---	---	---	---	---	---	---	---	87.9	---	87.3	---	---
Hydroxide Alkalinity (as CaCO3)	mg/l	---	---	---	---	---	---	---	---	---	---	---	---	---	---	<1.0	<1.0	---	---	---
Nitrate as N	mg/l	---	---	---	---	---	---	---	---	3733.33	---	---	---	3733.33	---	---	0.21	---	---	---
Nitrate+Nitrite as N (calculated by M&A)	mg/l	---	---	---	---	---	---	---	---	3733.33	---	---	---	3733.33	---	---	0.21	---	---	---
Nitrite as N	mg/l	---	---	---	---	---	---	---	---	233.33	---	---	---	233.33	---	---	<0.10	---	---	---
Orthophosphate as P	mg/l	---	---	---	---	---	---	---	---	---	---	---	---	---	---	---	<0.20	---	---	---
Silica	mg/l	---	---	---	---	---	---	---	---	---	---	---	---	---	---	68.1	---	---	---	---
Sulfate	mg/l	---	---	---	---	---	---	---	---	---	---	---	---	---	---	2.76	2.37	---	---	---
Lab Parameters																				
Total Dissolved Solids (Laboratory)	mg/l	---	---	---	---	---	---	---	---	---	---	---	---	---	---	---	230	---	---	---
Total Suspended Solids	mg/l	---	---	---	---	---	---	---	---	---	---	---	---	---	---	---	6.0	---	---	---
Metals																				
Aluminum	mg/l	---	---	---	---	---	---	---	---	---	---	---	---	---	---	<0.080	---	---	---	---
Antimony	mg/l	---	---	---	---	0.088	DIS	0.03	DIS	0.747	TRC	0.64	TRC	0.747	TRC	<0.00300	---	<0.00300	---	---
Arsenic	mg/l	0.2	TRC	0.44	DIS	0.34	DIS	0.15	DIS	0.03	TRC	0.08	TRC	0.28	TRC	<0.025	---	<0.025	---	---
Barium	mg/l	---	---	---	---	---	---	---	---	98	TRC	---	---	98	TRC	0.0240	---	---	---	---
Beryllium	mg/l	---	---	---	---	---	---	---	---	1.867	TRC	0.084	TRC	1.867	TRC	<0.00200	---	<0.00200	---	---
Boron	mg/l	---	---	---	---	---	---	---	---	186.667	TRC	---	---	186.667	TRC	---	---	<0.040	---	---
Cadmium	mg/l	0.05	---	0.019984	DIS	0.006896	DIS	0.000511	DIS	0.7	TRC	0.084	TRC	0.7	TRC	<0.000200	---	<0.002000	---	---
Calcium	mg/l	---	---	---	---	---	---	---	---	---	---	---	---	---	---	26.60	---	26.40	---	---
Chromium	mg/l	1	---	---	---	---	---	---	---	---	---	---	---	---	---	---	---	<0.0060	---	---
Chromium, Hexavalent‡	mg/l	---	---	0.034	DIS	0.016	DIS	0.011	DIS	2.8	TRC	0.15	TRC	2.8	TRC	---	---	<0.0060	---	---
Chromium, Trivalent‡	mg/l	---	---	1.7104	TRC	0.5098	TRC	0.0663	TRC	1400	TRC	75	TRC	1400	TRC	---	---	<0.0060	---	---
Cobalt	mg/l	---	---	---	---	---	---	---	---	---	---	---	---	---	---	<0.0060	---	---	---	---
Copper	mg/l	0.5	TRC	0.02047	DIS	0.01182	DIS	0.00797	DIS	1.3	TRC	---	---	1.3	TRC	0.00111	---	<0.01000	---	---
Iron	mg/l	---	---	---	---	---	---	1	DIS	---	---	---	---	---	---	<0.060	---	---	---	---
Lead	mg/l	0.1	TRC	0.117524	DIS	0.055687	DIS	0.00217	DIS	0.015	TRC	---	---	0.015	TRC	<0.003000	---	<0.003000	---	AZ Aquatic and Wildlife - Warm Water Chronic*
Magnesium	mg/l	---	---	---	---	---	---	---	---	---	---	---	---	---	---	5.41	---	5.21	---	---
Manganese	mg/l	---	---	---	---	---	---	---	---	130.667	---	---	---	130.667	---	0.0203	---	0.0222	---	---
Mercury	mg/l	0.01	TRC	0.005	DIS	0.0024	DIS	0.00001	DIS	0.28	TRC	---	---	0.28	TRC	<0.00020	<0.00020	---	---	AZ Aquatic and Wildlife - Warm Water Chronic*

Station Name	DC 8.1 C
Sample ID	RESE-1002005
Sample Date	8/6/2008 10:30:00 AM
Basin	Devils Canyon Watershed
Sub-basin	unknown
QC Type	Original data

Surface Water Hydrochemical Data

MONTGOMERY & ASSOCIATES

Parameters and Constituents		Standards														Results				
Name	Units	AZ Agricultural Livestock Watering		AZ Aquatic and Wildlife - Ephemeral Acute		AZ Aquatic and Wildlife - Warm Water Acute		AZ Aquatic and Wildlife - Warm Water Chronic		AZ Full Body Contact		AZ Fish Consumption		AZ Partial Body Contact		Dissolved Results	Total Results	Total Recoverable Results	Field Results	Use Exceeded
		Standard	Fraction	Standard	Fraction	Standard	Fraction	Standard	Fraction	Standard	Fraction	Standard	Fraction	Standard	Fraction					
Metals																				
Molybdenum	mg/l	---	---	---	---	---	---	---	---	---	---	---	---	---	---	0.0279	---	---	---	---
Nickel	mg/l	---	---	3.70696	DIS	0.41741	DIS	0.04636	DIS	28	TRC	0.511	TRC	28	TRC	<0.01000	---	<0.01000	---	---
Potassium	mg/l	---	---	---	---	---	---	---	---	---	---	---	---	---	---	1.53	---	1.38	---	---
Selenium	mg/l	0.05	TRC	0.033	TRC	---	---	0.002	TRC	4.667	TRC	0.667	TRC	4.667	TRC	---	---	<0.00300	---	AZ Aquatic and Wildlife - Warm Water Chronic*
Silver	mg/l	---	---	0.002547	DIS	0.002547	DIS	---	---	4.667	TRC	8	TRC	4.667	TRC	<0.000100	---	<0.005000	---	---
Sodium	mg/l	---	---	---	---	---	---	---	---	---	---	---	---	---	---	21.90	---	21.60	---	---
Strontium	mg/l	---	---	---	---	---	---	---	---	---	---	---	---	---	---	0.1470	---	---	---	---
Strontium (by isotope dilution)	ppm	---	---	---	---	---	---	---	---	---	---	---	---	---	---	---	0.1613	---	---	---
Thallium	mg/l	---	---	---	---	0.7	DIS	0.15	DIS	0.075	TRC	0.001	TRC	0.075	TRC	<0.00100	---	<0.00100	---	AZ Fish Consumption*
Uranium	mg/l	---	---	---	---	---	---	---	---	2.8	---	---	---	2.8	---	---	<0.0003	---	---	---
Zinc	mg/l	25	TRC	0.9911	DIS	0.1044	DIS	0.1044	DIS	280	TRC	5.106	TRC	280	TRC	<0.0100	---	<0.0100	---	---
Other																				
Dissolved Organic Carbon	mg/l	---	---	---	---	---	---	---	---	---	---	---	---	---	---	---	---	---	3.47	---
Radiogenic Isotopes																				
Strontium 87/86	none	---	---	---	---	---	---	---	---	---	---	---	---	---	---	---	0.710015	---	---	---
Tritium	TU	---	---	---	---	---	---	---	---	---	---	---	---	---	---	---	1.70	---	---	---
Radiologicals																				
Gross Alpha	pCi/l	---	---	---	---	---	---	---	---	---	---	---	---	---	---	---	<1.5	---	---	---
Gross Beta	pCi/l	---	---	---	---	---	---	---	---	---	---	---	---	---	---	---	<2.7	---	---	---
Uranium Activity (Calc 907.0)	pCi/l	---	---	---	---	---	---	---	---	---	---	---	---	---	---	---	1.2	---	---	---
Radionuclides																				
Radium 226	pCi/l	---	---	---	---	---	---	---	---	---	---	---	---	---	---	---	<0.20	---	---	---
Radium 226 + Radium 228	pCi/l	---	---	---	---	---	---	---	---	---	---	---	---	---	---	---	--	---	---	---
Radium 228	pCi/l	---	---	---	---	---	---	---	---	---	---	---	---	---	---	---	<1.2	---	---	---
U-234/U-238	none	---	---	---	---	---	---	---	---	---	---	---	---	---	---	---	1.8	---	---	---
Uranium 234	pCi/l	---	---	---	---	---	---	---	---	---	---	---	---	---	---	---	0.7	---	---	---
Uranium 235	pCi/l	---	---	---	---	---	---	---	---	---	---	---	---	---	---	---	<0.2	---	---	---
Uranium 238	pCi/l	---	---	---	---	---	---	---	---	---	---	---	---	---	---	---	0.4	---	---	---
Stable Isotopes																				
Delta Deuterium	per mil	---	---	---	---	---	---	---	---	---	---	---	---	---	---	---	-71.0	---	---	---
Delta Oxygen-18	per mil	---	---	---	---	---	---	---	---	---	---	---	---	---	---	---	-9.90	---	---	---
Delta Oxygen-18 of Sulfate	per mil	---	---	---	---	---	---	---	---	---	---	---	---	---	---	---	16.0	---	---	---
Delta Sulfur-34	per mil	---	---	---	---	---	---	---	---	---	---	---	---	---	---	---	5.3	---	---	---

The hardness value used for calculation of hardness-dependent standards is the hardness of the sample itself, not the hardness of a receiving water.
* Detection limit exceeds standard
‡ For comparison only - no analysis exists

Station Name	DC 8.1 C
Sample ID	RESE-1002026
Sample Date	11/5/2008 10:30:00 AM
Basin	Devils Canyon Watershed
Sub-basin	unknown
QC Type	Original data

Surface Water Hydrochemical Data

MONTGOMERY & ASSOCIATES

Parameters and Constituents		Standards														Results				
Name	Units	AZ Agricultural Livestock Watering		AZ Aquatic and Wildlife - Ephemeral Acute		AZ Aquatic and Wildlife - Warm Water Acute		AZ Aquatic and Wildlife - Warm Water Chronic		AZ Full Body Contact		AZ Fish Consumption		AZ Partial Body Contact		Dissolved Results	Total Results	Total Recoverable Results	Field Results	Use Exceeded
		Standard	Fraction	Standard	Fraction	Standard	Fraction	Standard	Fraction	Standard	Fraction	Standard	Fraction	Standard	Fraction					
Field Parameters																				
Dissolved oxygen	mg/l	---	---	---	---	6	---	6	---	---	---	---	---	---	---	---	---	---	4.70	AZ Aquatic and Wildlife - Warm Water Acute† AZ Aquatic and Wildlife - Warm Water Chronic†
Flow Rate	gallons/minute	---	---	---	---	---	---	---	---	---	---	---	---	---	---	---	---	---	27.6	---
pH (Field)	s.u.	6.5 - 9	---	6.5 - 9	---	6.5 - 9	---	6.5 - 9	---	6.5 - 9	---	---	---	6.5 - 9	---	---	---	---	7.51	---
Specific Conductance (Field)	uS/cm	---	---	---	---	---	---	---	---	---	---	---	---	---	---	---	---	---	270.8	---
Temperature (Field)	Deg C	---	---	---	---	---	---	---	---	---	---	---	---	---	---	---	---	---	16.90	---
Turbidity (Field)	NTUs	---	---	---	---	---	---	---	---	---	---	---	---	---	---	---	---	---	0.58	---
Inorganics																				
Alkalinity (as CaCO3)	mg/l	---	---	---	---	---	---	---	---	---	---	---	---	---	---	---	134.0	---	---	---
Bicarbonate (Calculated by M&A)	mg/l	---	---	---	---	---	---	---	---	---	---	---	---	---	---	---	163.5	---	---	---
Bicarbonate Alkalinity (as CaCO3)	mg/l	---	---	---	---	---	---	---	---	---	---	---	---	---	---	---	134.0	---	---	---
Bromide	mg/l	---	---	---	---	---	---	---	---	---	---	---	---	---	---	---	<0.100	---	---	---
Carbonate (Calculated by M&A)	mg/l	---	---	---	---	---	---	---	---	---	---	---	---	---	---	---	--	---	---	---
Carbonate Alkalinity (as CaCO3)	mg/l	---	---	---	---	---	---	---	---	---	---	---	---	---	---	---	<1.0	---	---	---
Chloride	mg/l	---	---	---	---	---	---	---	---	---	---	---	---	---	---	---	6.40	---	---	---
Fluoride	mg/l	---	---	---	---	---	---	---	---	140	---	---	---	140	---	---	0.356	---	---	---
Hardness (as CaCO3)	mg/l	---	---	---	---	---	---	---	---	---	---	---	---	---	---	86.4	---	---	---	---
Nitrate as N	mg/l	---	---	---	---	---	---	---	---	3733.33	---	---	---	3733.33	---	---	<0.20	---	---	---
Nitrate+Nitrite as N	mg/l	---	---	---	---	---	---	---	---	---	---	---	---	---	---	---	<0.30	---	---	---
Nitrate+Nitrite as N (calculated by M&A)	mg/l	---	---	---	---	---	---	---	---	3733.33	---	---	---	3733.33	---	---	--	---	---	---
Nitrite as N	mg/l	---	---	---	---	---	---	---	---	233.33	---	---	---	233.33	---	---	<0.10	---	---	---
Orthophosphate as P	mg/l	---	---	---	---	---	---	---	---	---	---	---	---	---	---	---	<0.20	---	---	---
Silica	mg/l	---	---	---	---	---	---	---	---	---	---	---	---	---	---	57.6	---	---	---	---
Sulfate	mg/l	---	---	---	---	---	---	---	---	---	---	---	---	---	---	---	3.94	---	---	---
Lab Parameters																				
Total Dissolved Solids (Laboratory)	mg/l	---	---	---	---	---	---	---	---	---	---	---	---	---	---	---	180	---	---	---
Total Suspended Solids	mg/l	---	---	---	---	---	---	---	---	---	---	---	---	---	---	---	<5.0	---	---	---
Metals																				
Aluminum	mg/l	---	---	---	---	---	---	---	---	---	---	---	---	---	---	<0.080	---	---	---	---
Antimony	mg/l	---	---	---	---	0.088	DIS	0.03	DIS	0.747	TRC	0.64	TRC	0.747	TRC	<0.00300	---	<0.00300	---	---
Arsenic	mg/l	0.2	TRC	0.44	DIS	0.34	DIS	0.15	DIS	0.03	TRC	0.08	TRC	0.28	TRC	<0.025	---	<0.025	---	---
Barium	mg/l	---	---	---	---	---	---	---	---	98	TRC	---	---	98	TRC	0.0224	---	---	---	---
Beryllium	mg/l	---	---	---	---	---	---	---	---	1.867	TRC	0.084	TRC	1.867	TRC	<0.00200	---	<0.00200	---	---
Boron	mg/l	---	---	---	---	---	---	---	---	186.667	TRC	---	---	186.667	TRC	---	---	<0.040	---	---
Cadmium	mg/l	0.05	---	0.019783	DIS	0.006827	DIS	0.000507	DIS	0.7	TRC	0.084	TRC	0.7	TRC	<0.000200	---	<0.002000	---	---
Calcium	mg/l	---	---	---	---	---	---	---	---	---	---	---	---	---	---	---	---	26.00	---	---
Chromium	mg/l	1	---	---	---	---	---	---	---	---	---	---	---	---	---	---	---	<0.0060	---	---
Chromium, Hexavalent‡	mg/l	---	---	0.034	DIS	0.016	DIS	0.011	DIS	2.8	TRC	0.15	TRC	2.8	TRC	---	---	<0.0060	---	---
Chromium, Trivalent‡	mg/l	---	---	1.6959	TRC	0.5055	TRC	0.0658	TRC	1400	TRC	75	TRC	1400	TRC	---	---	<0.0060	---	---
Cobalt	mg/l	---	---	---	---	---	---	---	---	---	---	---	---	---	---	<0.0060	---	---	---	---
Copper	mg/l	0.5	TRC	0.02027	DIS	0.01171	DIS	0.0079	DIS	1.3	TRC	---	---	1.3	TRC	<0.00100	---	<0.01000	---	---
Iron	mg/l	---	---	---	---	---	---	1	DIS	---	---	---	---	---	---	<0.060	---	---	---	---
Lead	mg/l	0.1	TRC	0.116199	DIS	0.055059	DIS	0.002146	DIS	0.015	TRC	---	---	0.015	TRC	<0.003000	---	<0.003000	---	AZ Aquatic and Wildlife - Warm Water Chronic*
Magnesium	mg/l	---	---	---	---	---	---	---	---	---	---	---	---	---	---	---	---	5.24	---	---
Manganese	mg/l	---	---	---	---	---	---	---	---	130.667	---	---	---	130.667	---	0.0051	---	0.0094	---	---
Mercury	mg/l	0.01	TRC	0.005	DIS	0.0024	DIS	0.00001	DIS	0.28	TRC	---	---	0.28	TRC	<0.00020	<0.00020	---	---	AZ Aquatic and Wildlife - Warm Water Chronic*

Station Name	DC 8.1 C
Sample ID	RESE-1002026
Sample Date	11/5/2008 10:30:00 AM
Basin	Devils Canyon Watershed
Sub-basin	unknown
QC Type	Original data

Surface Water Hydrochemical Data

MONTGOMERY & ASSOCIATES

Parameters and Constituents		Standards														Results				
Name	Units	AZ Agricultural Livestock Watering		AZ Aquatic and Wildlife - Ephemeral Acute		AZ Aquatic and Wildlife - Warm Water Acute		AZ Aquatic and Wildlife - Warm Water Chronic		AZ Full Body Contact		AZ Fish Consumption		AZ Partial Body Contact		Dissolved Results	Total Results	Total Recoverable Results	Field Results	Use Exceeded
		Standard	Fraction	Standard	Fraction	Standard	Fraction	Standard	Fraction	Standard	Fraction	Standard	Fraction	Standard	Fraction					
Metals																				
Molybdenum	mg/l	---	---	---	---	---	---	---	---	---	---	---	---	---	---	<0.0080	---	---	---	---
Nickel	mg/l	---	---	3.67461	DIS	0.41377	DIS	0.04596	DIS	28	TRC	0.511	TRC	28	TRC	<0.01000	---	<0.01000	---	---
Potassium	mg/l	---	---	---	---	---	---	---	---	---	---	---	---	---	---	---	---	1.56	---	---
Selenium	mg/l	0.05	TRC	0.033	TRC	---	---	0.002	TRC	4.667	TRC	0.667	TRC	4.667	TRC	---	---	<0.00300	---	AZ Aquatic and Wildlife - Warm Water Chronic*
Silver	mg/l	---	---	0.002502	DIS	0.002502	DIS	---	---	4.667	TRC	8	TRC	4.667	TRC	<0.000100	---	<0.005000	---	---
Sodium	mg/l	---	---	---	---	---	---	---	---	---	---	---	---	---	---	---	---	22.60	---	---
Strontium	mg/l	---	---	---	---	---	---	---	---	---	---	---	---	---	---	0.1450	---	---	---	---
Thallium	mg/l	---	---	---	---	0.7	DIS	0.15	DIS	0.075	TRC	0.001	TRC	0.075	TRC	<0.00100	---	<0.00100	---	AZ Fish Consumption*
Zinc	mg/l	25	TRC	0.9825	DIS	0.1035	DIS	0.1035	DIS	280	TRC	5.106	TRC	280	TRC	<0.0100	---	0.0135	---	---
Other																				
Dissolved Organic Carbon	mg/l	---	---	---	---	---	---	---	---	---	---	---	---	---	---	---	---	---	28.90	---

The hardness value used for calculation of hardness-dependent standards is the hardness of the sample itself, not the hardness of a receiving water.
* Detection limit exceeds standard
† Exceedance is considered less than regulatory limit
‡ For comparison only - no analysis exists

Station Name	DC 8.1 C
Sample ID	RESE-1002062
Sample Date	2/24/2009 2:30:00 PM
Basin	Devils Canyon Watershed
Sub-basin	unknown
QC Type	Original data

Surface Water Hydrochemical Data

MONTGOMERY & ASSOCIATES

Parameters and Constituents		Standards														Results				
Name	Units	AZ Agricultural Livestock Watering		AZ Aquatic and Wildlife - Ephemeral Acute		AZ Aquatic and Wildlife - Warm Water Acute		AZ Aquatic and Wildlife - Warm Water Chronic		AZ Full Body Contact		AZ Fish Consumption		AZ Partial Body Contact		Dissolved Results	Total Results	Total Recoverable Results	Field Results	Use Exceeded
		Standard	Fraction	Standard	Fraction	Standard	Fraction	Standard	Fraction	Standard	Fraction	Standard	Fraction	Standard	Fraction					
Field Parameters																				
Dissolved oxygen	mg/l	---	---	---	---	6	---	6	---	---	---	---	---	---	---	---	---	---	9.50	---
Flow Rate	gallons/minute	---	---	---	---	---	---	---	---	---	---	---	---	---	---	---	---	---	1858.0	---
pH (Field)	s.u.	6.5 - 9	---	6.5 - 9	---	6.5 - 9	---	6.5 - 9	---	6.5 - 9	---	---	---	6.5 - 9	---	---	---	---	7.70	---
Specific Conductance (Field)	uS/cm	---	---	---	---	---	---	---	---	---	---	---	---	---	---	---	---	---	90.0	---
Temperature (Field)	Deg C	---	---	---	---	---	---	---	---	---	---	---	---	---	---	---	---	---	15.00	---
Turbidity (Field)	NTUs	---	---	---	---	---	---	---	---	---	---	---	---	---	---	---	---	---	6.38	---
Inorganics																				
Alkalinity (as CaCO3)	mg/l	---	---	---	---	---	---	---	---	---	---	---	---	---	---	---	14.4	---	---	---
Bicarbonate (Calculated by M&A)	mg/l	---	---	---	---	---	---	---	---	---	---	---	---	---	---	---	17.6	---	---	---
Bicarbonate Alkalinity (as CaCO3)	mg/l	---	---	---	---	---	---	---	---	---	---	---	---	---	---	---	14.4	---	---	---
Bromide	mg/l	---	---	---	---	---	---	---	---	---	---	---	---	---	---	---	<0.100	---	---	---
Carbonate (Calculated by M&A)	mg/l	---	---	---	---	---	---	---	---	---	---	---	---	---	---	---	--	---	---	---
Carbonate Alkalinity (as CaCO3)	mg/l	---	---	---	---	---	---	---	---	---	---	---	---	---	---	---	<1.0	---	---	---
Chloride	mg/l	---	---	---	---	---	---	---	---	---	---	---	---	---	---	---	4.46	---	---	---
Fluoride	mg/l	---	---	---	---	---	---	---	---	140	---	---	---	140	---	---	<0.100	---	---	---
Hardness (as CaCO3)	mg/l	---	---	---	---	---	---	---	---	---	---	---	---	---	---	22.3	---	---	---	---
Silica	mg/l	---	---	---	---	---	---	---	---	---	---	---	---	---	---	28.8	---	---	---	---
Sulfate	mg/l	---	---	---	---	---	---	---	---	---	---	---	---	---	---	---	13.50	---	---	---
Lab Parameters																				
Total Dissolved Solids (Laboratory)	mg/l	---	---	---	---	---	---	---	---	---	---	---	---	---	---	---	143	---	---	---
Total Suspended Solids	mg/l	---	---	---	---	---	---	---	---	---	---	---	---	---	---	---	<5.0	---	---	---
Metals																				
Aluminum	mg/l	---	---	---	---	---	---	---	---	---	---	---	---	---	---	0.136	---	---	---	---
Antimony	mg/l	---	---	---	---	0.088	DIS	0.03	DIS	0.747	TRC	0.64	TRC	0.747	TRC	<0.00300	---	<0.00300	---	---
Arsenic	mg/l	0.2	TRC	0.44	DIS	0.34	DIS	0.15	DIS	0.03	TRC	0.08	TRC	0.28	TRC	<0.025	---	<0.025	---	---
Barium	mg/l	---	---	---	---	---	---	---	---	98	TRC	---	---	98	TRC	0.0118	---	---	---	---
Beryllium	mg/l	---	---	---	---	---	---	---	---	1.867	TRC	0.084	TRC	1.867	TRC	<0.00200	---	<0.00200	---	---
Boron	mg/l	---	---	---	---	---	---	---	---	186.667	TRC	---	---	186.667	TRC	---	---	<0.040	---	---
Cadmium	mg/l	0.05	---	0.00529	DIS	0.001826	DIS	0.000197	DIS	0.7	TRC	0.084	TRC	0.7	TRC	<0.000042	---	<0.000200	---	---
Calcium	mg/l	---	---	---	---	---	---	---	---	---	---	---	---	---	---	---	---	6.25	---	---
Chromium	mg/l	1	---	---	---	---	---	---	---	---	---	---	---	---	---	---	---	<0.0060	---	---
Chromium, Hexavalent‡	mg/l	---	---	0.034	DIS	0.016	DIS	0.011	DIS	2.8	TRC	0.15	TRC	2.8	TRC	---	---	<0.0060	---	---
Chromium, Trivalent‡	mg/l	---	---	0.5593	TRC	0.1667	TRC	0.0217	TRC	1400	TRC	75	TRC	1400	TRC	---	---	<0.0060	---	---
Cobalt	mg/l	---	---	---	---	---	---	---	---	---	---	---	---	---	---	<0.0060	---	---	---	---
Copper	mg/l	0.5	TRC	0.00566	DIS	0.00327	DIS	0.00248	DIS	1.3	TRC	---	---	1.3	TRC	0.00753	---	<0.01000	---	AZ Aquatic and Wildlife - Ephemeral Acute AZ Aquatic and Wildlife - Warm Water Acute AZ Aquatic and Wildlife - Warm Water Chronic
Iron	mg/l	---	---	---	---	---	---	1	DIS	---	---	---	---	---	---	0.115	---	---	---	---
Lead	mg/l	0.1	TRC	0.025755	DIS	0.012204	DIS	0.000476	DIS	0.015	TRC	---	---	0.015	TRC	0.000200 j	---	<0.003000	---	---
Magnesium	mg/l	---	---	---	---	---	---	---	---	---	---	---	---	---	---	---	---	1.62	---	---
Manganese	mg/l	---	---	---	---	---	---	---	---	130.667	---	---	---	130.667	---	0.0077	---	0.0082	---	---
Mercury	mg/l	0.01	TRC	0.005	DIS	0.0024	DIS	0.00001	DIS	0.28	TRC	---	---	0.28	TRC	---	<0.00020	---	---	AZ Aquatic and Wildlife - Warm Water Chronic*
Molybdenum	mg/l	---	---	---	---	---	---	---	---	---	---	---	---	---	---	<0.0080	---	---	---	---
Nickel	mg/l	---	---	1.16839	DIS	0.13156	DIS	0.01461	DIS	28	TRC	0.511	TRC	28	TRC	<0.00100	---	<0.01000	---	---
Potassium	mg/l	---	---	---	---	---	---	---	---	---	---	---	---	---	---	---	---	1.23	---	---

Station Name	DC 8.1 C
Sample ID	RESE-1002062
Sample Date	2/24/2009 2:30:00 PM
Basin	Devils Canyon Watershed
Sub-basin	unknown
QC Type	Original data

Surface Water Hydrochemical Data

MONTGOMERY & ASSOCIATES

Parameters and Constituents		Standards														Results				
Name	Units	AZ Agricultural Livestock Watering		AZ Aquatic and Wildlife - Ephemeral Acute		AZ Aquatic and Wildlife - Warm Water Acute		AZ Aquatic and Wildlife - Warm Water Chronic		AZ Full Body Contact		AZ Fish Consumption		AZ Partial Body Contact		Dissolved Results	Total Results	Total Recoverable Results	Field Results	Use Exceeded
		Standard	Fraction	Standard	Fraction	Standard	Fraction	Standard	Fraction	Standard	Fraction	Standard	Fraction	Standard	Fraction					
Metals																				
Selenium	mg/l	0.05	TRC	0.033	TRC	---	---	0.002	TRC	4.667	TRC	0.667	TRC	4.667	TRC	---	---	<0.00041	---	---
Silver	mg/l	---	---	0.000244	DIS	0.000244	DIS	---	---	4.667	TRC	8	TRC	4.667	TRC	<0.000100	---	<0.005000	---	---
Sodium	mg/l	---	---	---	---	---	---	---	---	---	---	---	---	---	---	---	---	5.34	---	---
Strontium	mg/l	---	---	---	---	---	---	---	---	---	---	---	---	---	---	0.0489	---	---	---	---
Thallium	mg/l	---	---	---	---	0.7	DIS	0.15	DIS	0.075	TRC	0.001	TRC	0.075	TRC	<0.00100	---	<0.00100	---	AZ Fish Consumption*
Zinc	mg/l	25	TRC	0.3118	DIS	0.0329	DIS	0.0329	DIS	280	TRC	5.106	TRC	280	TRC	<0.0100	---	<0.0100	---	---
Other																				
Dissolved Organic Carbon	mg/l	---	---	---	---	---	---	---	---	---	---	---	---	---	---	---	---	---	9.60	---
Mercury, Low Level	ng/l	---	---	---	---	---	---	---	---	---	---	---	---	---	---	<0.50	---	---	---	---
Stable Isotopes																				
Delta Deuterium	per mil	---	---	---	---	---	---	---	---	---	---	---	---	---	---	---	-51.0	---	---	---
Delta Oxygen-18	per mil	---	---	---	---	---	---	---	---	---	---	---	---	---	---	---	-8.20	---	---	---
Delta Oxygen-18 of Sulfate	per mil	---	---	---	---	---	---	---	---	---	---	---	---	---	---	---	8.5	---	---	---
Delta Sulfur-34	per mil	---	---	---	---	---	---	---	---	---	---	---	---	---	---	---	0.6	---	---	---

The hardness value used for calculation of hardness-dependent standards is the hardness of the sample itself, not the hardness of a receiving water.
* Detection limit exceeds standard
‡ For comparison only - no analysis exists

Station Name	DC 8.1 C
Sample ID	RESE-1002098
Sample Date	5/19/2009 2:00:00 PM
Basin	Devils Canyon Watershed
Sub-basin	unknown
QC Type	Original data

Surface Water Hydrochemical Data

MONTGOMERY & ASSOCIATES

Parameters and Constituents		Standards														Results				
Name	Units	AZ Agricultural Livestock Watering		AZ Aquatic and Wildlife - Ephemeral Acute		AZ Aquatic and Wildlife - Warm Water Acute		AZ Aquatic and Wildlife - Warm Water Chronic		AZ Full Body Contact		AZ Fish Consumption		AZ Partial Body Contact		Dissolved Results	Total Results	Total Recoverable Results	Field Results	Use Exceeded
		Standard	Fraction	Standard	Fraction	Standard	Fraction	Standard	Fraction	Standard	Fraction	Standard	Fraction	Standard	Fraction					
Field Parameters																				
Dissolved oxygen	mg/l	---	---	---	---	6	---	6	---	---	---	---	---	---	---	---	---	---	9.20	---
Flow Rate	gallons/minute	---	---	---	---	---	---	---	---	---	---	---	---	---	---	---	---	---	13.0	---
pH (Field)	s.u.	6.5 - 9	---	6.5 - 9	---	6.5 - 9	---	6.5 - 9	---	6.5 - 9	---	---	---	6.5 - 9	---	---	---	---	8.12	---
Specific Conductance (Field)	uS/cm	---	---	---	---	---	---	---	---	---	---	---	---	---	---	---	---	---	262.0	---
Temperature (Field)	Deg C	---	---	---	---	---	---	---	---	---	---	---	---	---	---	---	---	---	24.00	---
Turbidity (Field)	NTUs	---	---	---	---	---	---	---	---	---	---	---	---	---	---	---	---	---	0.42	---
Inorganics																				
Alkalinity (as CaCO3)	mg/l	---	---	---	---	---	---	---	---	---	---	---	---	---	---	---	125.0	---	---	---
Bicarbonate (Calculated by M&A)	mg/l	---	---	---	---	---	---	---	---	---	---	---	---	---	---	---	152.5	---	---	---
Bicarbonate Alkalinity (as CaCO3)	mg/l	---	---	---	---	---	---	---	---	---	---	---	---	---	---	---	125.0	---	---	---
Bromide	mg/l	---	---	---	---	---	---	---	---	---	---	---	---	---	---	---	<0.100	---	---	---
Carbonate (Calculated by M&A)	mg/l	---	---	---	---	---	---	---	---	---	---	---	---	---	---	---	--	---	---	---
Carbonate Alkalinity (as CaCO3)	mg/l	---	---	---	---	---	---	---	---	---	---	---	---	---	---	---	<1.0	---	---	---
Chloride	mg/l	---	---	---	---	---	---	---	---	---	---	---	---	---	---	---	7.34	---	---	---
Fluoride	mg/l	---	---	---	---	---	---	---	---	140	---	---	---	140	---	---	0.556	---	---	---
Hardness (as CaCO3)	mg/l	---	---	---	---	---	---	---	---	---	---	---	---	---	---	85.9	---	---	---	---
Silica	mg/l	---	---	---	---	---	---	---	---	---	---	---	---	---	---	64.1	---	---	---	---
Sulfate	mg/l	---	---	---	---	---	---	---	---	---	---	---	---	---	---	---	2.80	---	---	---
Lab Parameters																				
Total Dissolved Solids (Laboratory)	mg/l	---	---	---	---	---	---	---	---	---	---	---	---	---	---	---	205	---	---	---
Total Suspended Solids	mg/l	---	---	---	---	---	---	---	---	---	---	---	---	---	---	---	11.0	---	---	---
Metals																				
Aluminum	mg/l	---	---	---	---	---	---	---	---	---	---	---	---	---	---	<0.080	---	---	---	---
Antimony	mg/l	---	---	---	---	0.088	DIS	0.03	DIS	0.747	TRC	0.64	TRC	0.747	TRC	<0.00300	---	<0.00300	---	---
Arsenic	mg/l	0.2	TRC	0.44	DIS	0.34	DIS	0.15	DIS	0.03	TRC	0.08	TRC	0.28	TRC	<0.025	---	<0.025	---	---
Barium	mg/l	---	---	---	---	---	---	---	---	98	TRC	---	---	98	TRC	---	---	0.0215	---	---
Beryllium	mg/l	---	---	---	---	---	---	---	---	1.867	TRC	0.084	TRC	1.867	TRC	<0.00200	---	<0.00200	---	---
Boron	mg/l	---	---	---	---	---	---	---	---	186.667	TRC	---	---	186.667	TRC	---	---	<0.040	---	---
Cadmium	mg/l	0.05	---	0.019672	DIS	0.006788	DIS	0.000505	DIS	0.7	TRC	0.084	TRC	0.7	TRC	<0.000024	---	<0.002000	---	---
Calcium	mg/l	---	---	---	---	---	---	---	---	---	---	---	---	---	---	---	---	25.80	---	---
Chromium	mg/l	1	---	---	---	---	---	---	---	---	---	---	---	---	---	---	---	<0.0060	---	---
Chromium, Hexavalent‡	mg/l	---	---	0.034	DIS	0.016	DIS	0.011	DIS	2.8	TRC	0.15	TRC	2.8	TRC	---	---	<0.0060	---	---
Chromium, Trivalent‡	mg/l	---	---	1.6879	TRC	0.5031	TRC	0.0654	TRC	1400	TRC	75	TRC	1400	TRC	---	---	<0.0060	---	---
Cobalt	mg/l	---	---	---	---	---	---	---	---	---	---	---	---	---	---	<0.0060	---	---	---	---
Copper	mg/l	0.5	TRC	0.02016	DIS	0.01165	DIS	0.00787	DIS	1.3	TRC	---	---	1.3	TRC	0.00105	---	<0.01000	---	---
Iron	mg/l	---	---	---	---	---	---	1	DIS	---	---	---	---	---	---	<0.060	---	---	---	---
Lead	mg/l	0.1	TRC	0.115464	DIS	0.054711	DIS	0.002132	DIS	0.015	TRC	---	---	0.015	TRC	<0.000053	---	<0.003000	---	---
Magnesium	mg/l	---	---	---	---	---	---	---	---	---	---	---	---	---	---	---	---	5.23	---	---
Manganese	mg/l	---	---	---	---	---	---	---	---	130.667	---	---	---	130.667	---	0.0088	---	0.0157	---	---
Mercury	mg/l	0.01	TRC	0.005	DIS	0.0024	DIS	0.00001	DIS	0.28	TRC	---	---	0.28	TRC	---	<0.00020	---	---	AZ Aquatic and Wildlife - Warm Water Chronic*
Molybdenum	mg/l	---	---	---	---	---	---	---	---	---	---	---	---	---	---	<0.0080	---	---	---	---
Nickel	mg/l	---	---	3.65661	DIS	0.41174	DIS	0.04573	DIS	28	TRC	0.511	TRC	28	TRC	0.00101	---	<0.01000	---	---
Potassium	mg/l	---	---	---	---	---	---	---	---	---	---	---	---	---	---	---	---	1.37	---	---
Selenium	mg/l	0.05	TRC	0.033	TRC	---	---	0.002	TRC	4.667	TRC	0.667	TRC	4.667	TRC	---	---	<0.00030	---	---
Silver	mg/l	---	---	0.002477	DIS	0.002477	DIS	---	---	4.667	TRC	8	TRC	4.667	TRC	<0.000100	---	<0.005000	---	---

Station Name	DC 8.1 C
Sample ID	RESE-1002098
Sample Date	5/19/2009 2:00:00 PM
Basin	Devils Canyon Watershed
Sub-basin	unknown
QC Type	Original data

Surface Water Hydrochemical Data

MONTGOMERY & ASSOCIATES

Parameters and Constituents		Standards														Results				
Name	Units	AZ Agricultural Livestock Watering		AZ Aquatic and Wildlife - Ephemeral Acute		AZ Aquatic and Wildlife - Warm Water Acute		AZ Aquatic and Wildlife - Warm Water Chronic		AZ Full Body Contact		AZ Fish Consumption		AZ Partial Body Contact		Dissolved Results	Total Results	Total Recoverable Results	Field Results	Use Exceeded
		Standard	Fraction	Standard	Fraction	Standard	Fraction	Standard	Fraction	Standard	Fraction	Standard	Fraction	Standard	Fraction					
Metals																				
Sodium	mg/l	---	---	---	---	---	---	---	---	---	---	---	---	---	---	---	---	21.50	---	---
Strontium	mg/l	---	---	---	---	---	---	---	---	---	---	---	---	---	---	0.1480	---	---	---	---
Thallium	mg/l	---	---	---	---	0.7	DIS	0.15	DIS	0.075	TRC	0.001	TRC	0.075	TRC	<0.00100	---	<0.00100	---	AZ Fish Consumption*
Zinc	mg/l	25	TRC	0.9776	DIS	0.103	DIS	0.103	DIS	280	TRC	5.106	TRC	280	TRC	<0.0100	---	<0.0100	---	---
Other																				
Dissolved Organic Carbon	mg/l	---	---	---	---	---	---	---	---	---	---	---	---	---	---	---	---	---	2.07	---
Mercury, Low Level	ng/l	---	---	---	---	---	---	---	---	---	---	---	---	---	---	<0.50	---	---	---	---
Radiogenic Isotopes																				
Tritium	TU	---	---	---	---	---	---	---	---	---	---	---	---	---	---	---	1.20	---	---	---
Stable Isotopes																				
Delta Deuterium	per mil	---	---	---	---	---	---	---	---	---	---	---	---	---	---	---	-66.0	---	---	---
Delta Oxygen-18	per mil	---	---	---	---	---	---	---	---	---	---	---	---	---	---	---	-9.70	---	---	---
Delta Oxygen-18 of Sulfate	per mil	---	---	---	---	---	---	---	---	---	---	---	---	---	---	---	23.3	---	---	---
Delta Sulfur-34	per mil	---	---	---	---	---	---	---	---	---	---	---	---	---	---	---	6.3	---	---	---

The hardness value used for calculation of hardness-dependent standards is the hardness of the sample itself, not the hardness of a receiving water.
* Detection limit exceeds standard
‡ For comparison only - no analysis exists

Station Name	DC 8.1 C
Sample ID	RESE-1002160
Sample Date	11/10/2010 10:15:00 AM
Basin	Devils Canyon Watershed
Sub-basin	unknown
QC Type	Original data

Surface Water Hydrochemical Data

MONTGOMERY & ASSOCIATES

Parameters and Constituents		Standards														Results				
Name	Units	AZ Agricultural Livestock Watering		AZ Aquatic and Wildlife - Ephemeral Acute		AZ Aquatic and Wildlife - Warm Water Acute		AZ Aquatic and Wildlife - Warm Water Chronic		AZ Full Body Contact		AZ Fish Consumption		AZ Partial Body Contact		Dissolved Results	Total Results	Total Recoverable Results	Field Results	Use Exceeded
		Standard	Fraction	Standard	Fraction	Standard	Fraction	Standard	Fraction	Standard	Fraction	Standard	Fraction	Standard	Fraction					
Field Parameters																				
Dissolved oxygen	mg/l	---	---	---	---	6	---	6	---	---	---	---	---	---	---	---	---	---	6.86	---
Flow Rate	gallons/minute	---	---	---	---	---	---	---	---	---	---	---	---	---	---	---	---	---	60.0 j	---
pH (Field)	s.u.	6.5 - 9	---	6.5 - 9	---	6.5 - 9	---	6.5 - 9	---	6.5 - 9	---	---	---	6.5 - 9	---	---	---	---	7.41	---
Specific Conductance (Field)	uS/cm	---	---	---	---	---	---	---	---	---	---	---	---	---	---	---	---	---	270.7	---
Temperature (Field)	Deg C	---	---	---	---	---	---	---	---	---	---	---	---	---	---	---	---	---	13.80	---
Turbidity (Field)	NTUs	---	---	---	---	---	---	---	---	---	---	---	---	---	---	---	---	---	4.34	---
Inorganics																				
Alkalinity (as CaCO3)	mg/l	---	---	---	---	---	---	---	---	---	---	---	---	---	---	---	142.0 j-	---	---	---
Bicarbonate (Calculated by M&A)	mg/l	---	---	---	---	---	---	---	---	---	---	---	---	---	---	---	173.2	---	---	---
Bicarbonate Alkalinity (as CaCO3)	mg/l	---	---	---	---	---	---	---	---	---	---	---	---	---	---	---	142.0 j-	---	---	---
Bromide	mg/l	---	---	---	---	---	---	---	---	---	---	---	---	---	---	---	<0.100	---	---	---
Carbonate (Calculated by M&A)	mg/l	---	---	---	---	---	---	---	---	---	---	---	---	---	---	---	--	---	---	---
Carbonate Alkalinity (as CaCO3)	mg/l	---	---	---	---	---	---	---	---	---	---	---	---	---	---	---	<1.0	---	---	---
Chloride	mg/l	---	---	---	---	---	---	---	---	---	---	---	---	---	---	---	7.77 j-	---	---	---
Fluoride	mg/l	---	---	---	---	---	---	---	---	140	---	---	---	140	---	---	0.243 j-	---	---	---
Hardness (as CaCO3)	mg/l	---	---	---	---	---	---	---	---	---	---	---	---	---	---	---	---	98.8 j-	---	---
Silica	mg/l	---	---	---	---	---	---	---	---	---	---	---	---	---	---	64.8	---	---	---	---
Sulfate	mg/l	---	---	---	---	---	---	---	---	---	---	---	---	---	---	---	4.08 j-	---	---	---
Lab Parameters																				
Total Dissolved Solids (Laboratory)	mg/l	---	---	---	---	---	---	---	---	---	---	---	---	---	---	---	219 j-	---	---	---
Total Suspended Solids	mg/l	---	---	---	---	---	---	---	---	---	---	---	---	---	---	---	5.0 j-	---	---	---
Metals																				
Aluminum	mg/l	---	---	---	---	---	---	---	---	---	---	---	---	---	---	<0.0172	---	---	---	---
Antimony	mg/l	---	---	---	---	0.088	DIS	0.03	DIS	0.747	TRC	0.64	TRC	0.747	TRC	<0.00010	---	<0.00012	---	---
Arsenic	mg/l	0.2	TRC	0.44	DIS	0.34	DIS	0.15	DIS	0.03	TRC	0.08	TRC	0.28	TRC	<0.0066	---	<0.0032	---	---
Barium	mg/l	---	---	---	---	---	---	---	---	98	TRC	---	---	98	TRC	0.0282	---	---	---	---
Beryllium	mg/l	---	---	---	---	---	---	---	---	1.867	TRC	0.084	TRC	1.867	TRC	---	---	<0.00024	---	---
Boron	mg/l	---	---	---	---	---	---	---	---	186.667	TRC	---	---	186.667	TRC	---	---	0.0141 j	---	---
Cadmium	mg/l	0.05	---	0.087609	DIS	0.030232	DIS	0.001468	DIS	0.7	TRC	0.084	TRC	0.7	TRC	<0.000036	---	<0.000250	---	---
Calcium	mg/l	---	---	---	---	---	---	---	---	---	---	---	---	---	---	---	---	29.60	---	---
Chromium	mg/l	1	---	---	---	---	---	---	---	---	---	---	---	---	---	---	---	<0.00043	---	---
Chromium, Hexavalent‡	mg/l	---	---	0.034	DIS	0.016	DIS	0.011	DIS	2.8	TRC	0.15	TRC	2.8	TRC	---	---	<0.00043	---	---
Chromium, Trivalent‡	mg/l	---	---	5.9497	TRC	1.7733	TRC	0.2307	TRC	1400	TRC	75	TRC	1400	TRC	---	---	<0.00043	---	---
Cobalt	mg/l	---	---	---	---	---	---	---	---	---	---	---	---	---	---	<0.00095	---	---	---	---
Copper	mg/l	0.5	TRC	0.08588	DIS	0.04962	DIS	0.02928	DIS	1.3	TRC	---	---	1.3	TRC	0.00093 j	---	0.00280 j	---	---
Iron	mg/l	---	---	---	---	---	---	1	DIS	---	---	---	---	---	---	0.033 j	---	---	---	---
Lead	mg/l	0.1	TRC	0.592712	DIS	0.280846	DIS	0.010944	DIS	0.015	TRC	---	---	0.015	TRC	<0.000020	---	<0.003000	---	---
Magnesium	mg/l	---	---	---	---	---	---	---	---	---	---	---	---	---	---	---	---	6.08	---	---
Manganese	mg/l	---	---	---	---	---	---	---	---	130.667	---	---	---	130.667	---	0.0079 j	---	0.0743	---	---
Mercury	mg/l	0.01	TRC	0.005	DIS	0.0024	DIS	0.00001	DIS	0.28	TRC	---	---	0.28	TRC	---	<0.000065	---	---	AZ Aquatic and Wildlife - Warm Water Chronic*
Molybdenum	mg/l	---	---	---	---	---	---	---	---	---	---	---	---	---	---	0.0070 j	---	---	---	---
Nickel	mg/l	---	---	13.43579	DIS	1.51289	DIS	0.16804	DIS	28	TRC	0.511	TRC	28	TRC	0.00140 j+	---	<0.00150	---	---
Potassium	mg/l	---	---	---	---	---	---	---	---	---	---	---	---	---	---	---	---	1.66	---	---
Selenium	mg/l	0.05	TRC	0.033	TRC	---	---	0.002	TRC	4.667	TRC	0.667	TRC	4.667	TRC	---	---	<0.00380	---	AZ Aquatic and Wildlife - Warm Water Chronic*
Silver	mg/l	---	---	0.034911	DIS	0.034911	DIS	---	---	4.667	TRC	8	TRC	4.667	TRC	<0.000012	---	<0.000700	---	---

Station Name	DC 8.1 C
Sample ID	RESE-1002160
Sample Date	11/10/2010 10:15:00 AM
Basin	Devils Canyon Watershed
Sub-basin	unknown
QC Type	Original data

Surface Water Hydrochemical Data

MONTGOMERY & ASSOCIATES

Parameters and Constituents		Standards														Results				
Name	Units	AZ Agricultural Livestock Watering		AZ Aquatic and Wildlife - Ephemeral Acute		AZ Aquatic and Wildlife - Warm Water Acute		AZ Aquatic and Wildlife - Warm Water Chronic		AZ Full Body Contact		AZ Fish Consumption		AZ Partial Body Contact		Dissolved Results	Total Results	Total Recoverable Results	Field Results	Use Exceeded
		Standard	Fraction	Standard	Fraction	Standard	Fraction	Standard	Fraction	Standard	Fraction	Standard	Fraction	Standard	Fraction					
Metals																				
Sodium	mg/l	---	---	---	---	---	---	---	---	---	---	---	---	---	---	---	---	24.80	---	---
Strontium	mg/l	---	---	---	---	---	---	---	---	---	---	---	---	---	---	0.1900	---	---	---	---
Thallium	mg/l	---	---	---	---	0.7	DIS	0.15	DIS	0.075	TRC	0.001	TRC	0.075	TRC	<0.000018	---	<0.000022	---	---
Zinc	mg/l	25	TRC	3.5994	DIS	0.3793	DIS	0.3793	DIS	280	TRC	5.106	TRC	280	TRC	<0.0019	---	<0.0100	---	---
Other																				
Dissolved Organic Carbon	mg/l	---	---	---	---	---	---	---	---	---	---	---	---	---	---	1.95 j-	---	---	---	---

The hardness value used for calculation of hardness-dependent standards is the hardness of the sample itself, not the hardness of a receiving water.
* Detection limit exceeds standard
‡ For comparison only - no analysis exists

Station Name	DC 8.1 C
Sample ID	RESE-1002187
Sample Date	8/31/2011 10:00:00 AM
Basin	Devils Canyon Watershed
Sub-basin	unknown
QC Type	Original data

Surface Water Hydrochemical Data

MONTGOMERY & ASSOCIATES

Parameters and Constituents		Standards														Results				
Name	Units	AZ Agricultural Livestock Watering		AZ Aquatic and Wildlife - Ephemeral Acute		AZ Aquatic and Wildlife - Warm Water Acute		AZ Aquatic and Wildlife - Warm Water Chronic		AZ Full Body Contact		AZ Fish Consumption		AZ Partial Body Contact		Dissolved Results	Total Results	Total Recoverable Results	Field Results	Use Exceeded
		Standard	Fraction	Standard	Fraction	Standard	Fraction	Standard	Fraction	Standard	Fraction	Standard	Fraction	Standard	Fraction					
Field Parameters																				
Dissolved oxygen	mg/l	---	---	---	---	6	---	6	---	---	---	---	---	---	---	---	---	---	10.28	---
Flow Rate	gallons/minute	---	---	---	---	---	---	---	---	---	---	---	---	---	---	---	---	---	30.0 j	---
pH (Field)	s.u.	6.5 - 9	---	6.5 - 9	---	6.5 - 9	---	6.5 - 9	---	6.5 - 9	---	---	---	6.5 - 9	---	---	---	---	8.05	---
Specific Conductance (Field)	uS/cm	---	---	---	---	---	---	---	---	---	---	---	---	---	---	---	---	---	276.0	---
Temperature (Field)	Deg C	---	---	---	---	---	---	---	---	---	---	---	---	---	---	---	---	---	24.00	---
Turbidity (Field)	NTUs	---	---	---	---	---	---	---	---	---	---	---	---	---	---	---	---	---	3.33	---
Inorganics																				
Alkalinity (as CaCO3)	mg/l	---	---	---	---	---	---	---	---	---	---	---	---	---	---	---	139.0	---	---	---
Bicarbonate (Calculated by M&A)	mg/l	---	---	---	---	---	---	---	---	---	---	---	---	---	---	---	169.6	---	---	---
Bicarbonate Alkalinity (as CaCO3)	mg/l	---	---	---	---	---	---	---	---	---	---	---	---	---	---	---	139.0	---	---	---
Bromide	mg/l	---	---	---	---	---	---	---	---	---	---	---	---	---	---	---	0.140	---	---	---
Carbonate (Calculated by M&A)	mg/l	---	---	---	---	---	---	---	---	---	---	---	---	---	---	---	--	---	---	---
Carbonate Alkalinity (as CaCO3)	mg/l	---	---	---	---	---	---	---	---	---	---	---	---	---	---	---	<1.0	---	---	---
Chloride	mg/l	---	---	---	---	---	---	---	---	---	---	---	---	---	---	---	7.42	---	---	---
Fluoride	mg/l	---	---	---	---	---	---	---	---	140	---	---	---	140	---	---	0.330	---	---	---
Hardness (as CaCO3)	mg/l	---	---	---	---	---	---	---	---	---	---	---	---	---	---	---	---	107.0	---	---
Silica	mg/l	---	---	---	---	---	---	---	---	---	---	---	---	---	---	71.4	---	---	---	---
Sulfate	mg/l	---	---	---	---	---	---	---	---	---	---	---	---	---	---	---	3.83	---	---	---
Lab Parameters																				
Total Dissolved Solids (Laboratory)	mg/l	---	---	---	---	---	---	---	---	---	---	---	---	---	---	---	224	---	---	---
Total Suspended Solids	mg/l	---	---	---	---	---	---	---	---	---	---	---	---	---	---	---	6.0	---	---	---
Metals																				
Aluminum	mg/l	---	---	---	---	---	---	---	---	---	---	---	---	---	---	<0.080	---	---	---	---
Antimony	mg/l	---	---	---	---	0.088	DIS	0.03	DIS	0.747	TRC	0.64	TRC	0.747	TRC	<0.00300	---	<0.00300	---	---
Arsenic	mg/l	0.2	TRC	0.44	DIS	0.34	DIS	0.15	DIS	0.03	TRC	0.08	TRC	0.28	TRC	<0.025	---	<0.025	---	---
Barium	mg/l	---	---	---	---	---	---	---	---	98	TRC	---	---	98	TRC	---	---	0.0225	---	---
Beryllium	mg/l	---	---	---	---	---	---	---	---	1.867	TRC	0.084	TRC	1.867	TRC	---	---	<0.00200	---	---
Boron	mg/l	---	---	---	---	---	---	---	---	186.667	TRC	---	---	186.667	TRC	---	---	<0.040	---	---
Cadmium	mg/l	0.05	---	0.024356	DIS	0.008404	DIS	0.000588	DIS	0.7	TRC	0.084	TRC	0.7	TRC	<0.000026	---	<0.002000	---	---
Calcium	mg/l	---	---	---	---	---	---	---	---	---	---	---	---	---	---	---	---	32.90	---	---
Chromium	mg/l	1	---	---	---	---	---	---	---	---	---	---	---	---	---	---	---	<0.0060	---	---
Chromium, Hexavalent‡	mg/l	---	---	0.034	DIS	0.016	DIS	0.011	DIS	2.8	TRC	0.15	TRC	2.8	TRC	---	---	<0.0060	---	---
Chromium, Trivalent‡	mg/l	---	---	2.0206	TRC	0.6022	TRC	0.0783	TRC	1400	TRC	75	TRC	1400	TRC	---	---	<0.0060	---	---
Cobalt	mg/l	---	---	---	---	---	---	---	---	---	---	---	---	---	---	<0.0060	---	---	---	---
Copper	mg/l	0.5	TRC	0.02479	DIS	0.01432	DIS	0.00949	DIS	1.3	TRC	---	---	1.3	TRC	<0.00100	---	<0.01000	---	---
Iron	mg/l	---	---	---	---	---	---	1	DIS	---	---	---	---	---	---	<0.060	---	---	---	---
Lead	mg/l	0.1	TRC	0.146704	DIS	0.069513	DIS	0.002709	DIS	0.015	TRC	---	---	0.015	TRC	0.000053 j	---	<0.003000	---	---
Magnesium	mg/l	---	---	---	---	---	---	---	---	---	---	---	---	---	---	---	---	6.07	---	---
Manganese	mg/l	---	---	---	---	---	---	---	---	130.667	---	---	---	130.667	---	0.0150	---	0.0209	---	---
Mercury	mg/l	0.01	TRC	0.005	DIS	0.0024	DIS	0.00001	DIS	0.28	TRC	---	---	0.28	TRC	---	<0.00020	---	---	AZ Aquatic and Wildlife - Warm Water Chronic*
Molybdenum	mg/l	---	---	---	---	---	---	---	---	---	---	---	---	---	---	<0.0080	---	---	---	---
Nickel	mg/l	---	---	4.40331	DIS	0.49582	DIS	0.05507	DIS	28	TRC	0.511	TRC	28	TRC	0.00120	---	<0.01000	---	---
Potassium	mg/l	---	---	---	---	---	---	---	---	---	---	---	---	---	---	---	---	1.16	---	---
Selenium	mg/l	0.05	TRC	0.033	TRC	---	---	0.002	TRC	4.667	TRC	0.667	TRC	4.667	TRC	---	---	<0.00070	---	---
Silver	mg/l	---	---	0.003614	DIS	0.003614	DIS	---	---	4.667	TRC	8	TRC	4.667	TRC	<0.000100	---	<0.005000	---	---

Station Name	DC 8.1 C
Sample ID	RESE-1002187
Sample Date	8/31/2011 10:00:00 AM
Basin	Devils Canyon Watershed
Sub-basin	unknown
QC Type	Original data

Surface Water Hydrochemical Data

MONTGOMERY & ASSOCIATES

Parameters and Constituents		Standards														Results				
Name	Units	AZ Agricultural Livestock Watering		AZ Aquatic and Wildlife - Ephemeral Acute		AZ Aquatic and Wildlife - Warm Water Acute		AZ Aquatic and Wildlife - Warm Water Chronic		AZ Full Body Contact		AZ Fish Consumption		AZ Partial Body Contact		Dissolved Results	Total Results	Total Recoverable Results	Field Results	Use Exceeded
		Standard	Fraction	Standard	Fraction	Standard	Fraction	Standard	Fraction	Standard	Fraction	Standard	Fraction	Standard	Fraction					
Metals																				
Sodium	mg/l	---	---	---	---	---	---	---	---	---	---	---	---	---	---	---	---	25.40	---	---
Thallium	mg/l	---	---	---	---	0.7	DIS	0.15	DIS	0.075	TRC	0.001	TRC	0.075	TRC	<0.00100	---	<0.00100	---	AZ Fish Consumption*
Zinc	mg/l	25	TRC	1.1776	DIS	0.1241	DIS	0.1241	DIS	280	TRC	5.106	TRC	280	TRC	<0.0100	---	<0.0100	---	---

The hardness value used for calculation of hardness-dependent standards is the hardness of the sample itself, not the hardness of a receiving water.
* Detection limit exceeds standard
‡ For comparison only - no analysis exists

Station Name	DC 8.1 C
Sample ID	RESE-1002194
Sample Date	11/30/2011 9:45:00 AM
Basin	Devils Canyon Watershed
Sub-basin	unknown
QC Type	Original data

Surface Water Hydrochemical Data

MONTGOMERY & ASSOCIATES

Parameters and Constituents		Standards														Results				
Name	Units	AZ Agricultural Livestock Watering		AZ Aquatic and Wildlife - Ephemeral Acute		AZ Aquatic and Wildlife - Warm Water Acute		AZ Aquatic and Wildlife - Warm Water Chronic		AZ Full Body Contact		AZ Fish Consumption		AZ Partial Body Contact		Dissolved Results	Total Results	Total Recoverable Results	Field Results	Use Exceeded
		Standard	Fraction	Standard	Fraction	Standard	Fraction	Standard	Fraction	Standard	Fraction	Standard	Fraction	Standard	Fraction					
Field Parameters																				
Dissolved oxygen	mg/l	---	---	---	---	6	---	6	---	---	---	---	---	---	---	---	---	---	6.60	---
Flow Rate	gallons/minute	---	---	---	---	---	---	---	---	---	---	---	---	---	---	---	---	---	35.0 j	---
pH (Field)	s.u.	6.5 - 9	---	6.5 - 9	---	6.5 - 9	---	6.5 - 9	---	6.5 - 9	---	---	---	6.5 - 9	---	---	---	---	7.79	---
Specific Conductance (Field)	uS/cm	---	---	---	---	---	---	---	---	---	---	---	---	---	---	---	---	---	287.0	---
Temperature (Field)	Deg C	---	---	---	---	---	---	---	---	---	---	---	---	---	---	---	---	---	11.70	---
Turbidity (Field)	NTUs	---	---	---	---	---	---	---	---	---	---	---	---	---	---	---	---	---	5.52	---
Inorganics																				
Alkalinity (as CaCO3)	mg/l	---	---	---	---	---	---	---	---	---	---	---	---	---	---	---	163.0	---	---	---
Bicarbonate (Calculated by M&A)	mg/l	---	---	---	---	---	---	---	---	---	---	---	---	---	---	---	198.9	---	---	---
Bicarbonate Alkalinity (as CaCO3)	mg/l	---	---	---	---	---	---	---	---	---	---	---	---	---	---	---	163.0	---	---	---
Bromide	mg/l	---	---	---	---	---	---	---	---	---	---	---	---	---	---	---	<0.100	---	---	---
Carbonate (Calculated by M&A)	mg/l	---	---	---	---	---	---	---	---	---	---	---	---	---	---	---	--	---	---	---
Carbonate Alkalinity (as CaCO3)	mg/l	---	---	---	---	---	---	---	---	---	---	---	---	---	---	---	<1.0	---	---	---
Chloride	mg/l	---	---	---	---	---	---	---	---	---	---	---	---	---	---	---	8.86	---	---	---
Fluoride	mg/l	---	---	---	---	---	---	---	---	140	---	---	---	140	---	---	0.260	---	---	---
Hardness (as CaCO3)	mg/l	---	---	---	---	---	---	---	---	---	---	---	---	---	---	---	---	103.0	---	---
Silica	mg/l	---	---	---	---	---	---	---	---	---	---	---	---	---	---	58.7	---	---	---	---
Sulfate	mg/l	---	---	---	---	---	---	---	---	---	---	---	---	---	---	---	6.26	---	---	---
Lab Parameters																				
Total Dissolved Solids (Laboratory)	mg/l	---	---	---	---	---	---	---	---	---	---	---	---	---	---	---	231	---	---	---
Total Suspended Solids	mg/l	---	---	---	---	---	---	---	---	---	---	---	---	---	---	---	<5.0	---	---	---
Metals																				
Aluminum	mg/l	---	---	---	---	---	---	---	---	---	---	---	---	---	---	<0.080	---	---	---	---
Antimony	mg/l	---	---	---	---	0.088	DIS	0.03	DIS	0.747	TRC	0.64	TRC	0.747	TRC	<0.00300	---	<0.00300	---	---
Arsenic	mg/l	0.2	TRC	0.44	DIS	0.34	DIS	0.15	DIS	0.03	TRC	0.08	TRC	0.28	TRC	<0.025	---	<0.025	---	---
Barium	mg/l	---	---	---	---	---	---	---	---	98	TRC	---	---	98	TRC	---	---	0.0280	---	---
Beryllium	mg/l	---	---	---	---	---	---	---	---	1.867	TRC	0.084	TRC	1.867	TRC	---	---	<0.00200	---	---
Boron	mg/l	---	---	---	---	---	---	---	---	186.667	TRC	---	---	186.667	TRC	---	---	<0.040	---	---
Cadmium	mg/l	0.05	---	0.02347	DIS	0.008099	DIS	0.000573	DIS	0.7	TRC	0.084	TRC	0.7	TRC	<0.000026	---	<0.002000	---	---
Calcium	mg/l	---	---	---	---	---	---	---	---	---	---	---	---	---	---	---	---	30.60	---	---
Chromium	mg/l	1	---	---	---	---	---	---	---	---	---	---	---	---	---	---	---	<0.0060	---	---
Chromium, Hexavalent‡	mg/l	---	---	0.034	DIS	0.016	DIS	0.011	DIS	2.8	TRC	0.15	TRC	2.8	TRC	---	---	<0.0060	---	---
Chromium, Trivalent‡	mg/l	---	---	1.9585	TRC	0.5837	TRC	0.0759	TRC	1400	TRC	75	TRC	1400	TRC	---	---	<0.0060	---	---
Cobalt	mg/l	---	---	---	---	---	---	---	---	---	---	---	---	---	---	<0.0060	---	---	---	---
Copper	mg/l	0.5	TRC	0.02392	DIS	0.01382	DIS	0.00918	DIS	1.3	TRC	---	---	1.3	TRC	0.00110	---	<0.01000	---	---
Iron	mg/l	---	---	---	---	---	---	1	DIS	---	---	---	---	---	---	<0.060	---	---	---	---
Lead	mg/l	0.1	TRC	0.140751	DIS	0.066693	DIS	0.002599	DIS	0.015	TRC	---	---	0.015	TRC	<0.000042	---	<0.003000	---	---
Magnesium	mg/l	---	---	---	---	---	---	---	---	---	---	---	---	---	---	---	---	6.47	---	---
Manganese	mg/l	---	---	---	---	---	---	---	---	130.667	---	---	---	130.667	---	0.0101	---	0.0081	---	---
Mercury	mg/l	0.01	TRC	0.005	DIS	0.0024	DIS	0.00001	DIS	0.28	TRC	---	---	0.28	TRC	---	<0.00020	---	---	AZ Aquatic and Wildlife - Warm Water Chronic*
Molybdenum	mg/l	---	---	---	---	---	---	---	---	---	---	---	---	---	---	<0.0080	---	---	---	---
Nickel	mg/l	---	---	4.26364	DIS	0.48009	DIS	0.05332	DIS	28	TRC	0.511	TRC	28	TRC	0.00175	---	<0.01000	---	---
Potassium	mg/l	---	---	---	---	---	---	---	---	---	---	---	---	---	---	---	---	1.42	---	---
Selenium	mg/l	0.05	TRC	0.033	TRC	---	---	0.002	TRC	4.667	TRC	0.667	TRC	4.667	TRC	---	---	<0.00070	---	---
Silver	mg/l	---	---	0.003385	DIS	0.003385	DIS	---	---	4.667	TRC	8	TRC	4.667	TRC	<0.000100	---	<0.005000	---	---

Station Name	DC 8.1 C
Sample ID	RESE-1002194
Sample Date	11/30/2011 9:45:00 AM
Basin	Devils Canyon Watershed
Sub-basin	unknown
QC Type	Original data

Surface Water Hydrochemical Data

MONTGOMERY & ASSOCIATES

Parameters and Constituents		Standards														Results				
Name	Units	AZ Agricultural Livestock Watering		AZ Aquatic and Wildlife - Ephemeral Acute		AZ Aquatic and Wildlife - Warm Water Acute		AZ Aquatic and Wildlife - Warm Water Chronic		AZ Full Body Contact		AZ Fish Consumption		AZ Partial Body Contact		Dissolved Results	Total Results	Total Recoverable Results	Field Results	Use Exceeded
		Standard	Fraction	Standard	Fraction	Standard	Fraction	Standard	Fraction	Standard	Fraction	Standard	Fraction	Standard	Fraction					
Metals																				
Sodium	mg/l	---	---	---	---	---	---	---	---	---	---	---	---	---	---	---	---	28.10	---	---
Thallium	mg/l	---	---	---	---	0.7	DIS	0.15	DIS	0.075	TRC	0.001	TRC	0.075	TRC	<0.00100	---	<0.00100	---	AZ Fish Consumption*
Zinc	mg/l	25	TRC	1.1402	DIS	0.1202	DIS	0.1202	DIS	280	TRC	5.106	TRC	280	TRC	<0.0100	---	<0.0100	---	---

The hardness value used for calculation of hardness-dependent standards is the hardness of the sample itself, not the hardness of a receiving water.
* Detection limit exceeds standard
‡ For comparison only - no analysis exists

Station Name	DC 8.1 C
Sample ID	RESE-1002218
Sample Date	3/2/2012 10:00:00 AM
Basin	Devils Canyon Watershed
Sub-basin	unknown
QC Type	Original data

Surface Water Hydrochemical Data

MONTGOMERY & ASSOCIATES

Parameters and Constituents		Standards														Results				
Name	Units	AZ Agricultural Livestock Watering		AZ Aquatic and Wildlife - Ephemeral Acute		AZ Aquatic and Wildlife - Warm Water Acute		AZ Aquatic and Wildlife - Warm Water Chronic		AZ Full Body Contact		AZ Fish Consumption		AZ Partial Body Contact		Dissolved Results	Total Results	Total Recoverable Results	Field Results	Use Exceeded
		Standard	Fraction	Standard	Fraction	Standard	Fraction	Standard	Fraction	Standard	Fraction	Standard	Fraction	Standard	Fraction					
Field Parameters																				
Dissolved oxygen	mg/l	---	---	---	---	6	---	6	---	---	---	---	---	---	---	---	---	---	8.80	---
Flow Rate	gallons/minute	---	---	---	---	---	---	---	---	---	---	---	---	---	---	---	---	---	200.0 j	---
pH (Field)	s.u.	6.5 - 9	---	6.5 - 9	---	6.5 - 9	---	6.5 - 9	---	6.5 - 9	---	---	---	6.5 - 9	---	---	---	---	7.31	---
Specific Conductance (Field)	uS/cm	---	---	---	---	---	---	---	---	---	---	---	---	---	---	---	---	---	195.6	---
Temperature (Field)	Deg C	---	---	---	---	---	---	---	---	---	---	---	---	---	---	---	---	---	9.70	---
Turbidity (Field)	NTUs	---	---	---	---	---	---	---	---	---	---	---	---	---	---	---	---	---	0.91	---
Inorganics																				
Alkalinity (as CaCO3)	mg/l	---	---	---	---	---	---	---	---	---	---	---	---	---	---	---	80.0	---	---	---
Bicarbonate (Calculated by M&A)	mg/l	---	---	---	---	---	---	---	---	---	---	---	---	---	---	---	97.6	---	---	---
Bicarbonate Alkalinity (as CaCO3)	mg/l	---	---	---	---	---	---	---	---	---	---	---	---	---	---	---	80.0	---	---	---
Bromide	mg/l	---	---	---	---	---	---	---	---	---	---	---	---	---	---	---	0.170	---	---	---
Carbonate (Calculated by M&A)	mg/l	---	---	---	---	---	---	---	---	---	---	---	---	---	---	---	--	---	---	---
Carbonate Alkalinity (as CaCO3)	mg/l	---	---	---	---	---	---	---	---	---	---	---	---	---	---	---	<1.0	---	---	---
Chloride	mg/l	---	---	---	---	---	---	---	---	---	---	---	---	---	---	---	6.94	---	---	---
Fluoride	mg/l	---	---	---	---	---	---	---	---	140	---	---	---	140	---	---	0.250	---	---	---
Hardness (as CaCO3)	mg/l	---	---	---	---	---	---	---	---	---	---	---	---	---	---	---	---	63.7	---	---
Silica	mg/l	---	---	---	---	---	---	---	---	---	---	---	---	---	---	45.1	---	---	---	---
Sulfate	mg/l	---	---	---	---	---	---	---	---	---	---	---	---	---	---	---	13.40	---	---	---
Lab Parameters																				
Total Dissolved Solids (Laboratory)	mg/l	---	---	---	---	---	---	---	---	---	---	---	---	---	---	---	144	---	---	---
Total Suspended Solids	mg/l	---	---	---	---	---	---	---	---	---	---	---	---	---	---	---	5.0	---	---	---
Metals																				
Aluminum	mg/l	---	---	---	---	---	---	---	---	---	---	---	---	---	---	<0.080	---	---	---	---
Antimony	mg/l	---	---	---	---	0.088	DIS	0.03	DIS	0.747	TRC	0.64	TRC	0.747	TRC	<0.00300	---	<0.00300	---	---
Arsenic	mg/l	0.2	TRC	0.44	DIS	0.34	DIS	0.15	DIS	0.03	TRC	0.08	TRC	0.28	TRC	<0.025	---	<0.025	---	---
Barium	mg/l	---	---	---	---	---	---	---	---	98	TRC	---	---	98	TRC	---	---	0.0179	---	---
Beryllium	mg/l	---	---	---	---	---	---	---	---	1.867	TRC	0.084	TRC	1.867	TRC	---	---	<0.00200	---	---
Boron	mg/l	---	---	---	---	---	---	---	---	186.667	TRC	---	---	186.667	TRC	---	---	<0.040	---	---
Cadmium	mg/l	0.05	---	0.014707	DIS	0.005075	DIS	0.00041	DIS	0.7	TRC	0.084	TRC	0.7	TRC	<0.000013	---	<0.002000	---	---
Calcium	mg/l	---	---	---	---	---	---	---	---	---	---	---	---	---	---	---	---	19.00	---	---
Chromium	mg/l	1	---	---	---	---	---	---	---	---	---	---	---	---	---	---	---	<0.0060	---	---
Chromium, Hexavalent‡	mg/l	---	---	0.034	DIS	0.016	DIS	0.011	DIS	2.8	TRC	0.15	TRC	2.8	TRC	---	---	<0.0060	---	---
Chromium, Trivalent‡	mg/l	---	---	1.3213	TRC	0.3938	TRC	0.0512	TRC	1400	TRC	75	TRC	1400	TRC	---	---	<0.0060	---	---
Cobalt	mg/l	---	---	---	---	---	---	---	---	---	---	---	---	---	---	<0.0060	---	---	---	---
Copper	mg/l	0.5	TRC	0.01521	DIS	0.00879	DIS	0.00609	DIS	1.3	TRC	---	---	1.3	TRC	0.00157	---	<0.01000	---	---
Iron	mg/l	---	---	---	---	---	---	1	DIS	---	---	---	---	---	---	<0.060	---	---	---	---
Lead	mg/l	0.1	TRC	0.08314	DIS	0.039395	DIS	0.001535	DIS	0.015	TRC	---	---	0.015	TRC	0.000028 j	---	<0.003000	---	---
Magnesium	mg/l	---	---	---	---	---	---	---	---	---	---	---	---	---	---	---	---	3.93	---	---
Manganese	mg/l	---	---	---	---	---	---	---	---	130.667	---	---	---	130.667	---	<0.0040	---	0.0056	---	---
Mercury	mg/l	0.01	TRC	0.005	DIS	0.0024	DIS	0.00001	DIS	0.28	TRC	---	---	0.28	TRC	---	<0.00020	---	---	AZ Aquatic and Wildlife - Warm Water Chronic*
Molybdenum	mg/l	---	---	---	---	---	---	---	---	---	---	---	---	---	---	<0.0080	---	---	---	---
Nickel	mg/l	---	---	2.83937	DIS	0.31972	DIS	0.03551	DIS	28	TRC	0.511	TRC	28	TRC	<0.00100	---	<0.01000	---	---
Potassium	mg/l	---	---	---	---	---	---	---	---	---	---	---	---	---	---	---	---	1.26	---	---
Selenium	mg/l	0.05	TRC	0.033	TRC	---	---	0.002	TRC	4.667	TRC	0.667	TRC	4.667	TRC	---	---	0.00028 jd	---	---
Silver	mg/l	---	---	0.001481	DIS	0.001481	DIS	---	---	4.667	TRC	8	TRC	4.667	TRC	<0.000100	---	<0.005000	---	---

Station Name	DC 8.1 C
Sample ID	RESE-1002218
Sample Date	3/2/2012 10:00:00 AM
Basin	Devils Canyon Watershed
Sub-basin	unknown
QC Type	Original data

Surface Water Hydrochemical Data

MONTGOMERY & ASSOCIATES

Parameters and Constituents		Standards														Results				
Name	Units	AZ Agricultural Livestock Watering		AZ Aquatic and Wildlife - Ephemeral Acute		AZ Aquatic and Wildlife - Warm Water Acute		AZ Aquatic and Wildlife - Warm Water Chronic		AZ Full Body Contact		AZ Fish Consumption		AZ Partial Body Contact		Dissolved Results	Total Results	Total Recoverable Results	Field Results	Use Exceeded
		Standard	Fraction	Standard	Fraction	Standard	Fraction	Standard	Fraction	Standard	Fraction	Standard	Fraction	Standard	Fraction					
Metals																				
Sodium	mg/l	---	---	---	---	---	---	---	---	---	---	---	---	---	---	---	---	15.50	---	---
Thallium	mg/l	---	---	---	---	0.7	DIS	0.15	DIS	0.075	TRC	0.001	TRC	0.075	TRC	<0.00100	---	<0.00100	---	AZ Fish Consumption*
Zinc	mg/l	25	TRC	0.7588	DIS	0.08	DIS	0.08	DIS	280	TRC	5.106	TRC	280	TRC	<0.0100	---	<0.0100	---	---

The hardness value used for calculation of hardness-dependent standards is the hardness of the sample itself, not the hardness of a receiving water.
* Detection limit exceeds standard
‡ For comparison only - no analysis exists

Station Name	DC 8.1 C
Sample ID	RESE-1002232
Sample Date	5/3/2012 11:45:00 AM
Basin	Devils Canyon Watershed
Sub-basin	unknown
QC Type	Original data

Surface Water Hydrochemical Data

MONTGOMERY & ASSOCIATES

Parameters and Constituents		Standards														Results				
Name	Units	AZ Agricultural Livestock Watering		AZ Aquatic and Wildlife - Ephemeral Acute		AZ Aquatic and Wildlife - Warm Water Acute		AZ Aquatic and Wildlife - Warm Water Chronic		AZ Full Body Contact		AZ Fish Consumption		AZ Partial Body Contact		Dissolved Results	Total Results	Total Recoverable Results	Field Results	Use Exceeded
		Standard	Fraction	Standard	Fraction	Standard	Fraction	Standard	Fraction	Standard	Fraction	Standard	Fraction	Standard	Fraction					
Field Parameters																				
Dissolved oxygen	mg/l	---	---	---	---	6	---	6	---	---	---	---	---	---	---	---	---	---	8.11	---
Flow Rate	gallons/minute	---	---	---	---	---	---	---	---	---	---	---	---	---	---	---	---	---	50.0 j	---
pH (Field)	s.u.	6.5 - 9	---	6.5 - 9	---	6.5 - 9	---	6.5 - 9	---	6.5 - 9	---	---	---	6.5 - 9	---	---	---	---	7.80	---
Specific Conductance (Field)	uS/cm	---	---	---	---	---	---	---	---	---	---	---	---	---	---	---	---	---	185.0	---
Temperature (Field)	Deg C	---	---	---	---	---	---	---	---	---	---	---	---	---	---	---	---	---	18.79	---
Turbidity (Field)	NTUs	---	---	---	---	---	---	---	---	---	---	---	---	---	---	---	---	---	5.52	---
Inorganics																				
Alkalinity (as CaCO3)	mg/l	---	---	---	---	---	---	---	---	---	---	---	---	---	---	---	104.0	---	---	---
Bicarbonate (Calculated by M&A)	mg/l	---	---	---	---	---	---	---	---	---	---	---	---	---	---	---	126.9	---	---	---
Bicarbonate Alkalinity (as CaCO3)	mg/l	---	---	---	---	---	---	---	---	---	---	---	---	---	---	---	104.0	---	---	---
Bromide	mg/l	---	---	---	---	---	---	---	---	---	---	---	---	---	---	---	0.100	---	---	---
Carbonate (Calculated by M&A)	mg/l	---	---	---	---	---	---	---	---	---	---	---	---	---	---	---	--	---	---	---
Carbonate Alkalinity (as CaCO3)	mg/l	---	---	---	---	---	---	---	---	---	---	---	---	---	---	---	<1.0	---	---	---
Chloride	mg/l	---	---	---	---	---	---	---	---	---	---	---	---	---	---	---	6.76	---	---	---
Fluoride	mg/l	---	---	---	---	---	---	---	---	140	---	---	---	140	---	---	0.270	---	---	---
Hardness (as CaCO3)	mg/l	---	---	---	---	---	---	---	---	---	---	---	---	---	---	---	---	74.9	---	---
Silica	mg/l	---	---	---	---	---	---	---	---	---	---	---	---	---	---	51.6	---	---	---	---
Sulfate	mg/l	---	---	---	---	---	---	---	---	---	---	---	---	---	---	---	3.89	---	---	---
Lab Parameters																				
Total Dissolved Solids (Laboratory)	mg/l	---	---	---	---	---	---	---	---	---	---	---	---	---	---	---	158	---	---	---
Total Suspended Solids	mg/l	---	---	---	---	---	---	---	---	---	---	---	---	---	---	---	<5.0	---	---	---
Metals																				
Aluminum	mg/l	---	---	---	---	---	---	---	---	---	---	---	---	---	---	<0.0222	---	---	---	---
Antimony	mg/l	---	---	---	---	0.088	DIS	0.03	DIS	0.747	TRC	0.64	TRC	0.747	TRC	<0.00300	---	<0.00015	---	---
Arsenic	mg/l	0.2	TRC	0.44	DIS	0.34	DIS	0.15	DIS	0.03	TRC	0.08	TRC	0.28	TRC	<0.0067	---	<0.0033	---	---
Barium	mg/l	---	---	---	---	---	---	---	---	98	TRC	---	---	98	TRC	---	---	0.0219	---	---
Beryllium	mg/l	---	---	---	---	---	---	---	---	1.867	TRC	0.084	TRC	1.867	TRC	---	---	<0.00031	---	---
Boron	mg/l	---	---	---	---	---	---	---	---	186.667	TRC	---	---	186.667	TRC	---	---	0.0149 j	---	---
Cadmium	mg/l	0.05	---	0.087609	DIS	0.030232	DIS	0.001468	DIS	0.7	TRC	0.084	TRC	0.7	TRC	<0.000014	---	<0.000290	---	---
Calcium	mg/l	---	---	---	---	---	---	---	---	---	---	---	---	---	---	---	---	22.40	---	---
Chromium	mg/l	1	---	---	---	---	---	---	---	---	---	---	---	---	---	---	---	0.0010 j	---	---
Chromium, Hexavalent‡	mg/l	---	---	0.034	DIS	0.016	DIS	0.011	DIS	2.8	TRC	0.15	TRC	2.8	TRC	---	---	0.0010 j	---	---
Chromium, Trivalent‡	mg/l	---	---	5.9497	TRC	1.7733	TRC	0.2307	TRC	1400	TRC	75	TRC	1400	TRC	---	---	0.0010 j	---	---
Cobalt	mg/l	---	---	---	---	---	---	---	---	---	---	---	---	---	---	<0.0014	---	---	---	---
Copper	mg/l	0.5	TRC	0.08588	DIS	0.04962	DIS	0.02928	DIS	1.3	TRC	---	---	1.3	TRC	0.00130	---	0.00260 j	---	---
Iron	mg/l	---	---	---	---	---	---	1	DIS	---	---	---	---	---	---	0.0362 j	---	---	---	---
Lead	mg/l	0.1	TRC	0.592712	DIS	0.280846	DIS	0.010944	DIS	0.015	TRC	---	---	0.015	TRC	<0.000059	---	<0.000072	---	---
Magnesium	mg/l	---	---	---	---	---	---	---	---	---	---	---	---	---	---	---	---	4.61	---	---
Manganese	mg/l	---	---	---	---	---	---	---	---	130.667	---	---	---	130.667	---	0.0079	---	0.0147	---	---
Mercury	mg/l	0.01	TRC	0.005	DIS	0.0024	DIS	0.00001	DIS	0.28	TRC	---	---	0.28	TRC	---	<0.000054	---	---	AZ Aquatic and Wildlife - Warm Water Chronic*
Molybdenum	mg/l	---	---	---	---	---	---	---	---	---	---	---	---	---	---	<0.0021	---	---	---	---
Nickel	mg/l	---	---	13.43579	DIS	1.51289	DIS	0.16804	DIS	28	TRC	0.511	TRC	28	TRC	0.00130	---	<0.00200	---	---
Potassium	mg/l	---	---	---	---	---	---	---	---	---	---	---	---	---	---	---	---	1.34	---	---
Selenium	mg/l	0.05	TRC	0.033	TRC	---	---	0.002	TRC	4.667	TRC	0.667	TRC	4.667	TRC	0.00050 j+	---	<0.00028	---	---
Silver	mg/l	---	---	0.034911	DIS	0.034911	DIS	---	---	4.667	TRC	8	TRC	4.667	TRC	<0.000014	---	<0.000700	---	---

Station Name	DC 8.1 C
Sample ID	RESE-1002232
Sample Date	5/3/2012 11:45:00 AM
Basin	Devils Canyon Watershed
Sub-basin	unknown
QC Type	Original data

Surface Water Hydrochemical Data

MONTGOMERY & ASSOCIATES

Parameters and Constituents		Standards														Results				
Name	Units	AZ Agricultural Livestock Watering		AZ Aquatic and Wildlife - Ephemeral Acute		AZ Aquatic and Wildlife - Warm Water Acute		AZ Aquatic and Wildlife - Warm Water Chronic		AZ Full Body Contact		AZ Fish Consumption		AZ Partial Body Contact		Dissolved Results	Total Results	Total Recoverable Results	Field Results	Use Exceeded
		Standard	Fraction	Standard	Fraction	Standard	Fraction	Standard	Fraction	Standard	Fraction	Standard	Fraction	Standard	Fraction					
Metals																				
Sodium	mg/l	---	---	---	---	---	---	---	---	---	---	---	---	---	---	---	---	18.30	---	---
Strontium (by isotope dilution)	ppm	---	---	---	---	---	---	---	---	---	---	---	---	---	---	---	0.1159	---	---	---
Thallium	mg/l	---	---	---	---	0.7	DIS	0.15	DIS	0.075	TRC	0.001	TRC	0.075	TRC	<0.000008	---	<0.000009	---	---
Zinc	mg/l	25	TRC	3.5994	DIS	0.3793	DIS	0.3793	DIS	280	TRC	5.106	TRC	280	TRC	<0.0026	---	<0.0013	---	---
Radiogenic Isotopes																				
Carbon 14	pmC	---	---	---	---	---	---	---	---	---	---	---	---	---	---	---	89.96	---	---	---
Strontium 87/86	none	---	---	---	---	---	---	---	---	---	---	---	---	---	---	---	0.710056	---	---	---
Tritium	TU	---	---	---	---	---	---	---	---	---	---	---	---	---	---	---	1.91	---	---	---
Stable Isotopes																				
Delta Carbon-13 of DIC	per mil	---	---	---	---	---	---	---	---	---	---	---	---	---	---	---	-14.3	---	---	---
Delta Deuterium	per mil	---	---	---	---	---	---	---	---	---	---	---	---	---	---	---	-63.8	---	---	---
Delta Oxygen-18	per mil	---	---	---	---	---	---	---	---	---	---	---	---	---	---	---	-8.84	---	---	---
Delta Oxygen-18 of Sulfate	per mil	---	---	---	---	---	---	---	---	---	---	---	---	---	---	---	-3.5	---	---	---

The hardness value used for calculation of hardness-dependent standards is the hardness of the sample itself, not the hardness of a receiving water.
* Detection limit exceeds standard
‡ For comparison only - no analysis exists

Station Name	DC 8.1 C
Sample ID	RESE-1003056
Sample Date	8/15/2012 11:25:00 AM
Basin	Devils Canyon Watershed
Sub-basin	unknown
QC Type	Original data

Surface Water Hydrochemical Data

MONTGOMERY & ASSOCIATES

Parameters and Constituents		Standards														Results				
Name	Units	AZ Agricultural Livestock Watering		AZ Aquatic and Wildlife - Ephemeral Acute		AZ Aquatic and Wildlife - Warm Water Acute		AZ Aquatic and Wildlife - Warm Water Chronic		AZ Full Body Contact		AZ Fish Consumption		AZ Partial Body Contact		Dissolved Results	Total Results	Total Recoverable Results	Field Results	Use Exceeded
		Standard	Fraction	Standard	Fraction	Standard	Fraction	Standard	Fraction	Standard	Fraction	Standard	Fraction	Standard	Fraction					
Field Parameters																				
Dissolved oxygen	mg/l	---	---	---	---	6	---	6	---	---	---	---	---	---	---	---	---	---	6.87	---
Flow Rate	gallons/minute	---	---	---	---	---	---	---	---	---	---	---	---	---	---	---	---	---	10.0 j	---
pH (Field)	s.u.	6.5 - 9	---	6.5 - 9	---	6.5 - 9	---	6.5 - 9	---	6.5 - 9	---	---	---	6.5 - 9	---	---	---	---	7.67	---
Specific Conductance (Field)	uS/cm	---	---	---	---	---	---	---	---	---	---	---	---	---	---	---	---	---	312.3	---
Temperature (Field)	Deg C	---	---	---	---	---	---	---	---	---	---	---	---	---	---	---	---	---	24.90	---
Turbidity (Field)	NTUs	---	---	---	---	---	---	---	---	---	---	---	---	---	---	---	---	---	3.00	---
Inorganics																				
Alkalinity (as CaCO3)	mg/l	---	---	---	---	---	---	---	---	---	---	---	---	---	---	---	151.0	---	---	---
Bicarbonate (Calculated by M&A)	mg/l	---	---	---	---	---	---	---	---	---	---	---	---	---	---	---	184.2	---	---	---
Bicarbonate Alkalinity (as CaCO3)	mg/l	---	---	---	---	---	---	---	---	---	---	---	---	---	---	---	151.0	---	---	---
Bromide	mg/l	---	---	---	---	---	---	---	---	---	---	---	---	---	---	---	<0.100	---	---	---
Carbonate (Calculated by M&A)	mg/l	---	---	---	---	---	---	---	---	---	---	---	---	---	---	---	--	---	---	---
Carbonate Alkalinity (as CaCO3)	mg/l	---	---	---	---	---	---	---	---	---	---	---	---	---	---	---	<1.0	---	---	---
Chloride	mg/l	---	---	---	---	---	---	---	---	---	---	---	---	---	---	---	6.47	---	---	---
Fluoride	mg/l	---	---	---	---	---	---	---	---	140	---	---	---	140	---	---	0.300	---	---	---
Hardness (as CaCO3)	mg/l	---	---	---	---	---	---	---	---	---	---	---	---	---	---	---	---	103.0	---	---
Silica	mg/l	---	---	---	---	---	---	---	---	---	---	---	---	---	---	73.0	---	---	---	---
Sulfate	mg/l	---	---	---	---	---	---	---	---	---	---	---	---	---	---	---	5.39	---	---	---
Lab Parameters																				
Total Dissolved Solids (Laboratory)	mg/l	---	---	---	---	---	---	---	---	---	---	---	---	---	---	---	220	---	---	---
Total Suspended Solids	mg/l	---	---	---	---	---	---	---	---	---	---	---	---	---	---	---	11.0	---	---	---
Metals																				
Aluminum	mg/l	---	---	---	---	---	---	---	---	---	---	---	---	---	---	<0.080	---	---	---	---
Antimony	mg/l	---	---	---	---	0.088	DIS	0.03	DIS	0.747	TRC	0.64	TRC	0.747	TRC	<0.00300	---	<0.00300	---	---
Arsenic	mg/l	0.2	TRC	0.44	DIS	0.34	DIS	0.15	DIS	0.03	TRC	0.08	TRC	0.28	TRC	<0.025	---	<0.025	---	---
Barium	mg/l	---	---	---	---	---	---	---	---	98	TRC	---	---	98	TRC	---	---	0.0254	---	---
Beryllium	mg/l	---	---	---	---	---	---	---	---	1.867	TRC	0.084	TRC	1.867	TRC	---	---	<0.00200	---	---
Boron	mg/l	---	---	---	---	---	---	---	---	186.667	TRC	---	---	186.667	TRC	---	---	<0.040	---	---
Cadmium	mg/l	0.05	---	0.02347	DIS	0.008099	DIS	0.000573	DIS	0.7	TRC	0.084	TRC	0.7	TRC	<0.000014	---	<0.002000	---	---
Calcium	mg/l	---	---	---	---	---	---	---	---	---	---	---	---	---	---	---	---	31.10	---	---
Chromium	mg/l	1	---	---	---	---	---	---	---	---	---	---	---	---	---	---	---	<0.0060	---	---
Chromium, Hexavalent‡	mg/l	---	---	0.034	DIS	0.016	DIS	0.011	DIS	2.8	TRC	0.15	TRC	2.8	TRC	---	---	<0.0060	---	---
Chromium, Trivalent‡	mg/l	---	---	1.9585	TRC	0.5837	TRC	0.0759	TRC	1400	TRC	75	TRC	1400	TRC	---	---	<0.0060	---	---
Cobalt	mg/l	---	---	---	---	---	---	---	---	---	---	---	---	---	---	<0.0060	---	---	---	---
Copper	mg/l	0.5	TRC	0.02392	DIS	0.01382	DIS	0.00918	DIS	1.3	TRC	---	---	1.3	TRC	<0.00100	---	<0.01000	---	---
Iron	mg/l	---	---	---	---	---	---	1	DIS	---	---	---	---	---	---	<0.060	---	---	---	---
Lead	mg/l	0.1	TRC	0.140751	DIS	0.066693	DIS	0.002599	DIS	0.015	TRC	---	---	0.015	TRC	<0.000058	---	<0.003000	---	---
Magnesium	mg/l	---	---	---	---	---	---	---	---	---	---	---	---	---	---	---	---	6.04	---	---
Manganese	mg/l	---	---	---	---	---	---	---	---	130.667	---	---	---	130.667	---	0.0214	---	0.0745	---	---
Mercury	mg/l	0.01	TRC	0.005	DIS	0.0024	DIS	0.00001	DIS	0.28	TRC	---	---	0.28	TRC	---	<0.00020	---	---	AZ Aquatic and Wildlife - Warm Water Chronic*
Molybdenum	mg/l	---	---	---	---	---	---	---	---	---	---	---	---	---	---	<0.0080	---	---	---	---
Nickel	mg/l	---	---	4.26364	DIS	0.48009	DIS	0.05332	DIS	28	TRC	0.511	TRC	28	TRC	<0.00100	---	<0.01000	---	---
Potassium	mg/l	---	---	---	---	---	---	---	---	---	---	---	---	---	---	---	---	1.40	---	---
Selenium	mg/l	0.05	TRC	0.033	TRC	---	---	0.002	TRC	4.667	TRC	0.667	TRC	4.667	TRC	---	---	<0.00028	---	---
Silver	mg/l	---	---	0.003385	DIS	0.003385	DIS	---	---	4.667	TRC	8	TRC	4.667	TRC	<0.000100	---	<0.005000	---	---

Station Name	DC 8.1 C
Sample ID	RESE-1003056
Sample Date	8/15/2012 11:25:00 AM
Basin	Devils Canyon Watershed
Sub-basin	unknown
QC Type	Original data

Surface Water Hydrochemical Data

MONTGOMERY & ASSOCIATES

Parameters and Constituents		Standards														Results				
Name	Units	AZ Agricultural Livestock Watering		AZ Aquatic and Wildlife - Ephemeral Acute		AZ Aquatic and Wildlife - Warm Water Acute		AZ Aquatic and Wildlife - Warm Water Chronic		AZ Full Body Contact		AZ Fish Consumption		AZ Partial Body Contact		Dissolved Results	Total Results	Total Recoverable Results	Field Results	Use Exceeded
		Standard	Fraction	Standard	Fraction	Standard	Fraction	Standard	Fraction	Standard	Fraction	Standard	Fraction	Standard	Fraction					
Metals																				
Sodium	mg/l	---	---	---	---	---	---	---	---	---	---	---	---	---	---	---	---	24.40	---	---
Thallium	mg/l	---	---	---	---	0.7	DIS	0.15	DIS	0.075	TRC	0.001	TRC	0.075	TRC	<0.00100	---	<0.00100	---	AZ Fish Consumption*
Zinc	mg/l	25	TRC	1.1402	DIS	0.1202	DIS	0.1202	DIS	280	TRC	5.106	TRC	280	TRC	<0.0100	---	<0.0100	---	---

The hardness value used for calculation of hardness-dependent standards is the hardness of the sample itself, not the hardness of a receiving water.
* Detection limit exceeds standard
‡ For comparison only - no analysis exists

Explanation of Codes

Absent = Analyte not present	ND = Not Detected
ge = Greater than or equal to reported value	Not Applicable = Analyte not applicable
i = Insufficient sample	q = Uncertain value
j = Estimated value	r = Unusable data
j+ = Estimated value, high bias	< = Less than reported detection limit
j- = Estimated value, low bias	> = Greater than reported value
Lost = Sample lost in processing	d = Diluted. Diluted samples are indicated only when value is estimated.
n = Not measured	LD = Laboratory duplicate
na = Not available	SP = Split sample
Present = Analyte was detected	SPD = Split-Duplicate

Station Name	DC 7.1 C
Sample ID	RESE-1001009
Sample Date	5/29/2003 1:00:00 PM
Basin	Devils Canyon Watershed
Sub-basin	unknown
QC Type	Original data

Surface Water Hydrochemical Data

MONTGOMERY & ASSOCIATES

Parameters and Constituents		Standards														Results				
Name	Units	AZ Agricultural Livestock Watering		AZ Aquatic and Wildlife - Ephemeral Acute		AZ Aquatic and Wildlife - Warm Water Acute		AZ Aquatic and Wildlife - Warm Water Chronic		AZ Full Body Contact		AZ Fish Consumption		AZ Partial Body Contact		Dissolved Results	Total Results	Total Recoverable Results	Field Results	Use Exceeded
		Standard	Fraction	Standard	Fraction	Standard	Fraction	Standard	Fraction	Standard	Fraction	Standard	Fraction	Standard	Fraction					
Bacteria																				
E. Coli	none	---	---	---	---	---	---	---	---	235	---	---	---	575	---	---	Absent	---	---	---
Total Coliforms	none	---	---	---	---	---	---	---	---	---	---	---	---	---	---	---	Present	---	---	---
Field Parameters																				
Dissolved oxygen	mg/l	---	---	---	---	6	---	6	---	---	---	---	---	---	---	---	---	---	7.24	---
Flow Rate	gallons/minute	---	---	---	---	---	---	---	---	---	---	---	---	---	---	---	---	---	3.80	---
pH (Field)	s.u.	6.5 - 9	---	6.5 - 9	---	6.5 - 9	---	6.5 - 9	---	6.5 - 9	---	---	---	6.5 - 9	---	---	---	---	8.10	---
Specific Conductance (Field)	uS/cm	---	---	---	---	---	---	---	---	---	---	---	---	---	---	---	---	---	287.0	---
Temperature (Field)	Deg C	---	---	---	---	---	---	---	---	---	---	---	---	---	---	---	---	---	24.60	---
Turbidity (Field)	NTUs	---	---	---	---	---	---	---	---	---	---	---	---	---	---	---	---	---	0.81	---
Inorganics																				
Alkalinity (as CaCO3)	mg/l	---	---	---	---	---	---	---	---	---	---	---	---	---	---	---	148.0 j	---	---	---
Bicarbonate (Calculated by M&A)	mg/l	---	---	---	---	---	---	---	---	---	---	---	---	---	---	---	180.6	---	---	---
Bicarbonate Alkalinity (as CaCO3)	mg/l	---	---	---	---	---	---	---	---	---	---	---	---	---	---	---	148.0 j	---	---	---
Bromide	mg/l	---	---	---	---	---	---	---	---	---	---	---	---	---	---	0.150	---	---	---	---
Carbonate (Calculated by M&A)	mg/l	---	---	---	---	---	---	---	---	---	---	---	---	---	---	---	--	---	---	---
Carbonate Alkalinity (as CaCO3)	mg/l	---	---	---	---	---	---	---	---	---	---	---	---	---	---	---	<1.00	---	---	---
Chloride	mg/l	---	---	---	---	---	---	---	---	---	---	---	---	---	---	---	7.92	---	---	---
Cyanide, Free	mg/l	0.2	TRC	0.08	TRC	0.04	TRC	0.01	TRC	18.67	TRC	16	TRC	18.67	TRC	---	<0.10	---	---	AZ Aquatic and Wildlife - Ephemeral Acute* AZ Aquatic and Wildlife - Warm Water Acute* AZ Aquatic and Wildlife - Warm Water Chronic*
Fluoride	mg/l	---	---	---	---	---	---	---	---	140	---	---	---	140	---	0.210	---	---	---	---
Hardness (as CaCO3)	mg/l	---	---	---	---	---	---	---	---	---	---	---	---	---	---	---	106.0	---	---	---
Nitrate as N	mg/l	---	---	---	---	---	---	---	---	3733.33	---	---	---	3733.33	---	---	<0.10	---	---	---
Nitrate+Nitrite as N	mg/l	---	---	---	---	---	---	---	---	---	---	---	---	---	---	---	<0.10	---	---	---
Nitrate+Nitrite as N (calculated by M&A)	mg/l	---	---	---	---	---	---	---	---	3733.33	---	---	---	3733.33	---	---	--	---	---	---
Nitrite as N	mg/l	---	---	---	---	---	---	---	---	233.33	---	---	---	233.33	---	---	<0.10	---	---	---
Ortho-Phosphate	mg/l	---	---	---	---	---	---	---	---	---	---	---	---	---	---	---	<0.50	---	---	---
Silica	mg/l	---	---	---	---	---	---	---	---	---	---	---	---	---	---	---	51.5 j	---	---	---
Sulfate	mg/l	---	---	---	---	---	---	---	---	---	---	---	---	---	---	---	0.92 j	---	---	---
Sulfide	mg/l	---	---	---	---	---	---	---	---	---	---	---	---	---	---	---	<1.00	---	---	---
Lab Parameters																				
Color	Color Units	---	---	---	---	---	---	---	---	---	---	---	---	---	---	---	20.0	---	---	---
Total Dissolved Solids (Laboratory)	mg/l	---	---	---	---	---	---	---	---	---	---	---	---	---	---	---	199.0 j	---	---	---
Total Suspended Solids	mg/l	---	---	---	---	---	---	---	---	---	---	---	---	---	---	---	<5.00	---	---	---
Metals																				
Aluminum	mg/l	---	---	---	---	---	---	---	---	---	---	---	---	---	---	---	<0.0200	---	---	---
Antimony	mg/l	---	---	---	---	0.088	DIS	0.03	DIS	0.747	TRC	0.64	TRC	0.747	TRC	<0.00300	<0.00300	<0.00300	---	---
Arsenic	mg/l	0.2	TRC	0.44	DIS	0.34	DIS	0.15	DIS	0.03	TRC	0.08	TRC	0.28	TRC	0.00800 j	0.00900 j	0.00900	---	---
Barium	mg/l	---	---	---	---	---	---	---	---	98	TRC	---	---	98	TRC	0.0246	---	---	---	---
Beryllium	mg/l	---	---	---	---	---	---	---	---	1.867	TRC	0.084	TRC	1.867	TRC	<0.00200	<0.00200	<0.00200	---	---
Boron	mg/l	---	---	---	---	---	---	---	---	186.667	TRC	---	---	186.667	TRC	<0.0400	---	---	---	---
Cadmium	mg/l	0.05	---	0.024134	DIS	0.008328	DIS	0.000585	DIS	0.7	TRC	0.084	TRC	0.7	TRC	<0.000100	<0.000100	<0.000100	---	---
Calcium	mg/l	---	---	---	---	---	---	---	---	---	---	---	---	---	---	---	31.20	---	---	---
Chromium	mg/l	1	---	---	---	---	---	---	---	---	---	---	---	---	---	---	---	<0.00600	---	---
Chromium, Hexavalent‡	mg/l	---	---	0.034	DIS	0.016	DIS	0.011	DIS	2.8	TRC	0.15	TRC	2.8	TRC	---	---	<0.00600	---	---
Chromium, Trivalent‡	mg/l	---	---	2.00509	TRC	0.59761	TRC	0.07774	TRC	1400	TRC	75	TRC	1400	TRC	---	---	<0.00600	---	---

Station Name	DC 7.1 C
Sample ID	RESE-1001009
Sample Date	5/29/2003 1:00:00 PM
Basin	Devils Canyon Watershed
Sub-basin	unknown
QC Type	Original data

Surface Water Hydrochemical Data

MONTGOMERY & ASSOCIATES

Parameters and Constituents		Standards														Results				
Name	Units	AZ Agricultural Livestock Watering		AZ Aquatic and Wildlife - Ephemeral Acute		AZ Aquatic and Wildlife - Warm Water Acute		AZ Aquatic and Wildlife - Warm Water Chronic		AZ Full Body Contact		AZ Fish Consumption		AZ Partial Body Contact		Dissolved Results	Total Results	Total Recoverable Results	Field Results	Use Exceeded
		Standard	Fraction	Standard	Fraction	Standard	Fraction	Standard	Fraction	Standard	Fraction	Standard	Fraction	Standard	Fraction					
Metals																				
Cobalt	mg/l	---	---	---	---	---	---	---	---	---	---	---	---	---	---	---	<0.00600	---	---	---
Copper	mg/l	0.5	TRC	0.02457	DIS	0.0142	DIS	0.00941	DIS	1.3	TRC	---	---	1.3	TRC	<0.00300	<0.00300	<0.00300	---	---
Iron	mg/l	---	---	---	---	---	---	1	DIS	---	---	---	---	---	---	---	0.2060	---	---	---
Lead	mg/l	0.1	TRC	0.145214	DIS	0.068807	DIS	0.002681	DIS	0.015	TRC	---	---	0.015	TRC	<0.003000	<0.005000	<0.003000	---	AZ Aquatic and Wildlife - Warm Water Chronic*
Magnesium	mg/l	---	---	---	---	---	---	---	---	---	---	---	---	---	---	---	6.72	---	---	---
Manganese	mg/l	---	---	---	---	---	---	---	---	130.66701	---	---	---	130.66701	---	---	---	0.13700	---	---
Mercury	mg/l	0.01	TRC	0.005	DIS	0.0024	DIS	0.00001	DIS	0.28	TRC	---	---	0.28	TRC	<0.00020	<0.00020	---	---	AZ Aquatic and Wildlife - Warm Water Chronic*
Molybdenum	mg/l	---	---	---	---	---	---	---	---	---	---	---	---	---	---	---	<0.00800	---	---	---
Nickel	mg/l	---	---	4.36847	DIS	0.4919	DIS	0.05463	DIS	28	TRC	0.511	TRC	28	TRC	<0.01000	---	<0.01000	---	---
Potassium	mg/l	---	---	---	---	---	---	---	---	---	---	---	---	---	---	---	2.40	---	---	---
Selenium	mg/l	0.05	TRC	0.033	TRC	---	---	0.002	TRC	4.667	TRC	0.667	TRC	4.667	TRC	---	<0.00300	<0.00300	---	AZ Aquatic and Wildlife - Warm Water Chronic*
Silver	mg/l	---	---	0.003556	DIS	0.003556	DIS	---	---	4.667	TRC	8	TRC	4.667	TRC	<0.000100	<0.000100	<0.000100	---	---
Sodium	mg/l	---	---	---	---	---	---	---	---	---	---	---	---	---	---	---	21.70	---	---	---
Thallium	mg/l	---	---	---	---	0.7	DIS	0.15	DIS	0.075	TRC	0.001	TRC	0.075	TRC	<0.00200	---	<0.00200	---	AZ Fish Consumption*
Uranium	mg/l	---	---	---	---	---	---	---	---	2.8	---	---	---	2.8	---	---	0.00018 j	---	---	---
Zinc	mg/l	25	TRC	1.16828	DIS	0.12311	DIS	0.12311	DIS	280	TRC	5.106	TRC	280	TRC	<0.00500	<0.00500	<0.00500	---	---
Radiologicals																				
Gross Alpha	pCi/l	---	---	---	---	---	---	---	---	---	---	---	---	---	---	---	<2.50	---	---	---
Gross Beta	pCi/l	---	---	---	---	---	---	---	---	---	---	---	---	---	---	---	<4.30	---	---	---
Radionuclides																				
Radium 226	pCi/l	---	---	---	---	---	---	---	---	---	---	---	---	---	---	---	<0.40	---	---	---
Radium 226 + Radium 228	pCi/l	---	---	---	---	---	---	---	---	---	---	---	---	---	---	---	--	---	---	---
Radium 228	pCi/l	---	---	---	---	---	---	---	---	---	---	---	---	---	---	---	<1.4	---	---	---

The hardness value used for calculation of hardness-dependent standards is the hardness of the sample itself, not the hardness of a receiving water.

* Detection limit exceeds standard

‡ For comparison only - no analysis exists

Station Name	DC 7.1 C
Sample ID	RESE-1001034
Sample Date	11/4/2003 11:55:00 AM
Basin	Devils Canyon Watershed
Sub-basin	unknown
QC Type	Original data

Surface Water Hydrochemical Data

MONTGOMERY & ASSOCIATES

Parameters and Constituents		Standards														Results				
Name	Units	AZ Agricultural Livestock Watering		AZ Aquatic and Wildlife - Ephemeral Acute		AZ Aquatic and Wildlife - Warm Water Acute		AZ Aquatic and Wildlife - Warm Water Chronic		AZ Full Body Contact		AZ Fish Consumption		AZ Partial Body Contact		Dissolved Results	Total Results	Total Recoverable Results	Field Results	Use Exceeded
		Standard	Fraction	Standard	Fraction	Standard	Fraction	Standard	Fraction	Standard	Fraction	Standard	Fraction	Standard	Fraction					
Bacteria																				
E. Coli	MPN/100ml	---	---	---	---	---	---	---	---	235	---	---	---	575	---	---	<2.0	---	---	---
Total Coliforms	MPN/100ml	---	---	---	---	---	---	---	---	---	---	---	---	---	---	---	300	---	---	---
Field Parameters																				
Depth of Water	in	---	---	---	---	---	---	---	---	---	---	---	---	---	---	---	---	---	8.15	---
Dissolved oxygen	mg/l	---	---	---	---	6	---	6	---	---	---	---	---	---	---	---	---	---	8.85	---
Flow Rate	gallons/minute	---	---	---	---	---	---	---	---	---	---	---	---	---	---	---	---	---	15.00	---
pH (Field)	s.u.	6.5 - 9	---	6.5 - 9	---	6.5 - 9	---	6.5 - 9	---	6.5 - 9	---	---	---	6.5 - 9	---	---	---	---	7.80	---
Specific Conductance (Field)	uS/cm	---	---	---	---	---	---	---	---	---	---	---	---	---	---	---	---	---	352.0	---
Temperature (Field)	Deg C	---	---	---	---	---	---	---	---	---	---	---	---	---	---	---	---	---	15.60	---
Turbidity (Field)	NTUs	---	---	---	---	---	---	---	---	---	---	---	---	---	---	---	---	---	0.45	---
Inorganics																				
Alkalinity (as CaCO3)	mg/l	---	---	---	---	---	---	---	---	---	---	---	---	---	---	---	147.0	---	---	---
Bicarbonate (Calculated by M&A)	mg/l	---	---	---	---	---	---	---	---	---	---	---	---	---	---	---	179.3	---	---	---
Bicarbonate Alkalinity (as CaCO3)	mg/l	---	---	---	---	---	---	---	---	---	---	---	---	---	---	---	147.0	---	---	---
Bromide	mg/l	---	---	---	---	---	---	---	---	---	---	---	---	---	---	---	0.150	---	---	---
Carbonate (Calculated by M&A)	mg/l	---	---	---	---	---	---	---	---	---	---	---	---	---	---	---	--	---	---	---
Carbonate Alkalinity (as CaCO3)	mg/l	---	---	---	---	---	---	---	---	---	---	---	---	---	---	---	<1.00	---	---	---
Chloride	mg/l	---	---	---	---	---	---	---	---	---	---	---	---	---	---	---	9.71	---	---	---
Fluoride	mg/l	---	---	---	---	---	---	---	---	140	---	---	---	140	---	---	0.350	---	---	---
Hardness (as CaCO3)	mg/l	---	---	---	---	---	---	---	---	---	---	---	---	---	---	---	113.0	---	---	---
Nitrate as N	mg/l	---	---	---	---	---	---	---	---	3733.33	---	---	---	3733.33	---	---	<0.10	---	---	---
Nitrate+Nitrite as N	mg/l	---	---	---	---	---	---	---	---	---	---	---	---	---	---	---	<0.10	---	---	---
Nitrate+Nitrite as N (calculated by M&A)	mg/l	---	---	---	---	---	---	---	---	3733.33	---	---	---	3733.33	---	---	--	---	---	---
Nitrite as N	mg/l	---	---	---	---	---	---	---	---	233.33	---	---	---	233.33	---	---	<0.10	---	---	---
Ortho-Phosphate	mg/l	---	---	---	---	---	---	---	---	---	---	---	---	---	---	---	<0.50	---	---	---
Silica	mg/l	---	---	---	---	---	---	---	---	---	---	---	---	---	---	---	52.4	---	---	---
Sulfate	mg/l	---	---	---	---	---	---	---	---	---	---	---	---	---	---	---	24.80	---	---	---
Sulfide	mg/l	---	---	---	---	---	---	---	---	---	---	---	---	---	---	---	<1.00	---	---	---
Lab Parameters																				
Color	Color Units	---	---	---	---	---	---	---	---	---	---	---	---	---	---	---	15.0	---	---	---
Total Dissolved Solids (Laboratory)	mg/l	---	---	---	---	---	---	---	---	---	---	---	---	---	---	---	218.0	---	---	---
Total Suspended Solids	mg/l	---	---	---	---	---	---	---	---	---	---	---	---	---	---	---	<5.00	---	---	---
Metals																				
Aluminum	mg/l	---	---	---	---	---	---	---	---	---	---	---	---	---	---	---	<0.0200	---	---	---
Antimony	mg/l	---	---	---	---	0.088	DIS	0.03	DIS	0.747	TRC	0.64	TRC	0.747	TRC	<0.00300	<0.00300	<0.00300	---	---
Arsenic	mg/l	0.2	TRC	0.44	DIS	0.34	DIS	0.15	DIS	0.03	TRC	0.08	TRC	0.28	TRC	0.00500	0.00600	0.00500	---	---
Barium	mg/l	---	---	---	---	---	---	---	---	98	TRC	---	---	98	TRC	0.0286	---	---	---	---
Beryllium	mg/l	---	---	---	---	---	---	---	---	1.867	TRC	0.084	TRC	1.867	TRC	<0.00200	<0.00200	<0.00200	---	---
Boron	mg/l	---	---	---	---	---	---	---	---	186.667	TRC	---	---	186.667	TRC	---	<0.0400	---	---	---
Cadmium	mg/l	0.05	---	0.025682	DIS	0.008862	DIS	0.000611	DIS	0.7	TRC	0.084	TRC	0.7	TRC	<0.000100	<0.000100	<0.000100	---	---
Calcium	mg/l	---	---	---	---	---	---	---	---	---	---	---	---	---	---	---	33.60	---	---	---
Chromium	mg/l	1	---	---	---	---	---	---	---	---	---	---	---	---	---	<0.00600	---	<0.00600	---	---
Chromium, Hexavalent‡	mg/l	---	---	0.034	DIS	0.016	DIS	0.011	DIS	2.8	TRC	0.15	TRC	2.8	TRC	<0.00600	---	<0.00600	---	---
Chromium, Trivalent‡	mg/l	---	---	2.1129	TRC	0.62975	TRC	0.08192	TRC	1400	TRC	75	TRC	1400	TRC	<0.00600	---	<0.00600	---	---
Cobalt	mg/l	---	---	---	---	---	---	---	---	---	---	---	---	---	---	---	<0.00600	---	---	---
Copper	mg/l	0.5	TRC	0.0261	DIS	0.01508	DIS	0.00994	DIS	1.3	TRC	---	---	1.3	TRC	<0.00300	<0.00300	<0.00300	---	---

Station Name	DC 7.1 C
Sample ID	RESE-1001034
Sample Date	11/4/2003 11:55:00 AM
Basin	Devils Canyon Watershed
Sub-basin	unknown
QC Type	Original data

Surface Water Hydrochemical Data

MONTGOMERY & ASSOCIATES

Parameters and Constituents		Standards														Results				
Name	Units	AZ Agricultural Livestock Watering		AZ Aquatic and Wildlife - Ephemeral Acute		AZ Aquatic and Wildlife - Warm Water Acute		AZ Aquatic and Wildlife - Warm Water Chronic		AZ Full Body Contact		AZ Fish Consumption		AZ Partial Body Contact		Dissolved Results	Total Results	Total Recoverable Results	Field Results	Use Exceeded
		Standard	Fraction	Standard	Fraction	Standard	Fraction	Standard	Fraction	Standard	Fraction	Standard	Fraction	Standard	Fraction					
Metals																				
Iron	mg/l	---	---	---	---	---	---	1	DIS	---	---	---	---	---	---	---	0.0790	---	---	---
Lead	mg/l	0.1	TRC	0.155654	DIS	0.073754	DIS	0.002874	DIS	0.015	TRC	---	---	0.015	TRC	<0.003000	<0.005000	<0.003000	---	AZ Aquatic and Wildlife - Warm Water Chronic*
Magnesium	mg/l	---	---	---	---	---	---	---	---	---	---	---	---	---	---	---	7.17	---	---	---
Manganese	mg/l	---	---	---	---	---	---	---	---	130.66701	---	---	---	130.66701	---	---	---	0.04160	---	---
Mercury	mg/l	0.01	TRC	0.005	DIS	0.0024	DIS	0.00001	DIS	0.28	TRC	---	---	0.28	TRC	<0.00020	<0.00020	---	---	AZ Aquatic and Wildlife - Warm Water Chronic*
Molybdenum	mg/l	---	---	---	---	---	---	---	---	---	---	---	---	---	---	---	<0.00800	---	---	---
Nickel	mg/l	---	---	4.61131	DIS	0.51924	DIS	0.05767	DIS	28	TRC	0.511	TRC	28	TRC	<0.01000	---	<0.01000	---	---
Potassium	mg/l	---	---	---	---	---	---	---	---	---	---	---	---	---	---	---	2.20	---	---	---
Selenium	mg/l	0.05	TRC	0.033	TRC	---	---	0.002	TRC	4.667	TRC	0.667	TRC	4.667	TRC	---	<0.00300	<0.00300	---	AZ Aquatic and Wildlife - Warm Water Chronic*
Silver	mg/l	---	---	0.003969	DIS	0.003969	DIS	---	---	4.667	TRC	8	TRC	4.667	TRC	<0.000100	<0.000100	<0.000100	---	---
Sodium	mg/l	---	---	---	---	---	---	---	---	---	---	---	---	---	---	---	30.00	---	---	---
Thallium	mg/l	---	---	---	---	0.7	DIS	0.15	DIS	0.075	TRC	0.001	TRC	0.075	TRC	<0.00200	<0.00200	---	---	AZ Fish Consumption*
Zinc	mg/l	25	TRC	1.23333	DIS	0.12997	DIS	0.12997	DIS	280	TRC	5.106	TRC	280	TRC	<0.00500	<0.00500	<0.00500	---	---

The hardness value used for calculation of hardness-dependent standards is the hardness of the sample itself, not the hardness of a receiving water.
* Detection limit exceeds standard
‡ For comparison only - no analysis exists

Station Name	DC 7.1 C
Sample ID	RESE-1001065
Sample Date	2/18/2004 11:00:00 AM
Basin	Devils Canyon Watershed
Sub-basin	unknown
QC Type	Original data

Surface Water Hydrochemical Data

MONTGOMERY & ASSOCIATES

Parameters and Constituents		Standards														Results				
Name	Units	AZ Agricultural Livestock Watering		AZ Aquatic and Wildlife - Ephemeral Acute		AZ Aquatic and Wildlife - Warm Water Acute		AZ Aquatic and Wildlife - Warm Water Chronic		AZ Full Body Contact		AZ Fish Consumption		AZ Partial Body Contact		Dissolved Results	Total Results	Total Recoverable Results	Field Results	Use Exceeded
		Standard	Fraction	Standard	Fraction	Standard	Fraction	Standard	Fraction	Standard	Fraction	Standard	Fraction	Standard	Fraction					
Bacteria																				
E. Coli	MPN/100ml	---	---	---	---	---	---	---	---	235	---	---	---	575	---	---	<2.0	---	---	---
Total Coliforms	MPN/100ml	---	---	---	---	---	---	---	---	---	---	---	---	---	---	---	90	---	---	---
Field Parameters																				
Depth of Water	in	---	---	---	---	---	---	---	---	---	---	---	---	---	---	---	---	---	11.21	---
Dissolved oxygen	mg/l	---	---	---	---	6	---	6	---	---	---	---	---	---	---	---	---	---	10.29	---
Flow Rate	gallons/minute	---	---	---	---	---	---	---	---	---	---	---	---	---	---	---	---	---	95.40	---
pH (Field)	s.u.	6.5 - 9	---	6.5 - 9	---	6.5 - 9	---	6.5 - 9	---	6.5 - 9	---	---	---	6.5 - 9	---	---	---	---	7.40	---
Specific Conductance (Field)	uS/cm	---	---	---	---	---	---	---	---	---	---	---	---	---	---	---	---	---	184.3	---
Temperature (Field)	Deg C	---	---	---	---	---	---	---	---	---	---	---	---	---	---	---	---	---	9.00	---
Turbidity (Field)	NTUs	---	---	---	---	---	---	---	---	---	---	---	---	---	---	---	---	---	2.08	---
Inorganics																				
Alkalinity (as CaCO3)	mg/l	---	---	---	---	---	---	---	---	---	---	---	---	---	---	---	80.0	---	---	---
Bicarbonate (Calculated by M&A)	mg/l	---	---	---	---	---	---	---	---	---	---	---	---	---	---	---	97.6	---	---	---
Bicarbonate Alkalinity (as CaCO3)	mg/l	---	---	---	---	---	---	---	---	---	---	---	---	---	---	---	80.0	---	---	---
Bromide	mg/l	---	---	---	---	---	---	---	---	---	---	---	---	---	---	---	0.104	---	---	---
Carbonate (Calculated by M&A)	mg/l	---	---	---	---	---	---	---	---	---	---	---	---	---	---	---	--	---	---	---
Carbonate Alkalinity (as CaCO3)	mg/l	---	---	---	---	---	---	---	---	---	---	---	---	---	---	---	<1.00	---	---	---
Chloride	mg/l	---	---	---	---	---	---	---	---	---	---	---	---	---	---	---	5.32	---	---	---
Fluoride	mg/l	---	---	---	---	---	---	---	---	140	---	---	---	140	---	---	0.227	---	---	---
Hardness (as CaCO3)	mg/l	---	---	---	---	---	---	---	---	---	---	---	---	---	---	---	62.4	---	---	---
Nitrate as N	mg/l	---	---	---	---	---	---	---	---	3733.33	---	---	---	3733.33	---	---	<0.10	---	---	---
Nitrate+Nitrite as N	mg/l	---	---	---	---	---	---	---	---	---	---	---	---	---	---	---	<0.10	---	---	---
Nitrate+Nitrite as N (calculated by M&A)	mg/l	---	---	---	---	---	---	---	---	3733.33	---	---	---	3733.33	---	---	--	---	---	---
Nitrite as N	mg/l	---	---	---	---	---	---	---	---	233.33	---	---	---	233.33	---	---	<0.10	---	---	---
Ortho-Phosphate	mg/l	---	---	---	---	---	---	---	---	---	---	---	---	---	---	---	<0.50	---	---	---
Sulfate	mg/l	---	---	---	---	---	---	---	---	---	---	---	---	---	---	---	16.80	---	---	---
Sulfide	mg/l	---	---	---	---	---	---	---	---	---	---	---	---	---	---	---	<1.00	---	---	---
Lab Parameters																				
Color	Color Units	---	---	---	---	---	---	---	---	---	---	---	---	---	---	---	10.0	---	---	---
Total Dissolved Solids (Laboratory)	mg/l	---	---	---	---	---	---	---	---	---	---	---	---	---	---	---	138.0	---	---	---
Total Suspended Solids	mg/l	---	---	---	---	---	---	---	---	---	---	---	---	---	---	---	<5.00	---	---	---
Metals																				
Aluminum	mg/l	---	---	---	---	---	---	---	---	---	---	---	---	---	---	---	0.0534	---	---	---
Antimony	mg/l	---	---	---	---	0.088	DIS	0.03	DIS	0.747	TRC	0.64	TRC	0.747	TRC	<0.00030	<0.00030	<0.00030	---	---
Arsenic	mg/l	0.2	TRC	0.44	DIS	0.34	DIS	0.15	DIS	0.03	TRC	0.08	TRC	0.28	TRC	0.00350	0.00300 j	0.00360	---	---
Barium	mg/l	---	---	---	---	---	---	---	---	98	TRC	---	---	98	TRC	0.0159	---	---	---	---
Beryllium	mg/l	---	---	---	---	---	---	---	---	1.867	TRC	0.084	TRC	1.867	TRC	<0.00020	<0.00020	<0.00020	---	---
Boron	mg/l	---	---	---	---	---	---	---	---	186.667	TRC	---	---	186.667	TRC	---	<0.0070	---	---	---
Cadmium	mg/l	0.05	---	0.014415	DIS	0.004974	DIS	0.000404	DIS	0.7	TRC	0.084	TRC	0.7	TRC	<0.000100	<0.000100	0.000170	---	---
Calcium	mg/l	---	---	---	---	---	---	---	---	---	---	---	---	---	---	---	18.60	---	---	---
Chromium	mg/l	1	---	---	---	---	---	---	---	---	---	---	---	---	---	<0.00030	---	<0.00030	---	---
Chromium, Hexavalent‡	mg/l	---	---	0.034	DIS	0.016	DIS	0.011	DIS	2.8	TRC	0.15	TRC	2.8	TRC	<0.00030	---	<0.00030	---	---
Chromium, Trivalent‡	mg/l	---	---	1.29916	TRC	0.38721	TRC	0.05037	TRC	1400	TRC	75	TRC	1400	TRC	<0.00030	---	<0.00030	---	---
Cobalt	mg/l	---	---	---	---	---	---	---	---	---	---	---	---	---	---	---	<0.00070	---	---	---
Copper	mg/l	0.5	TRC	0.01492	DIS	0.00862	DIS	0.00599	DIS	1.3	TRC	---	---	1.3	TRC	<0.00210	0.00290 j	<0.00210	---	---
Iron	mg/l	---	---	---	---	---	---	1	DIS	---	---	---	---	---	---	---	0.0786	---	---	---

Station Name	DC 7.1 C
Sample ID	RESE-1001065
Sample Date	2/18/2004 11:00:00 AM
Basin	Devils Canyon Watershed
Sub-basin	unknown
QC Type	Original data

Surface Water Hydrochemical Data

MONTGOMERY & ASSOCIATES

Parameters and Constituents		Standards														Results				
Name	Units	AZ Agricultural Livestock Watering		AZ Aquatic and Wildlife - Ephemeral Acute		AZ Aquatic and Wildlife - Warm Water Acute		AZ Aquatic and Wildlife - Warm Water Chronic		AZ Full Body Contact		AZ Fish Consumption		AZ Partial Body Contact		Dissolved Results	Total Results	Total Recoverable Results	Field Results	Use Exceeded
		Standard	Fraction	Standard	Fraction	Standard	Fraction	Standard	Fraction	Standard	Fraction	Standard	Fraction	Standard	Fraction					
Metals																				
Lead	mg/l	0.1	TRC	0.08127	DIS	0.038509	DIS	0.001501	DIS	0.015	TRC	---	---	0.015	TRC	<0.001000	<0.001000	<0.001000	---	---
Magnesium	mg/l	---	---	---	---	---	---	---	---	---	---	---	---	---	---	---	3.86	---	---	---
Manganese	mg/l	---	---	---	---	---	---	---	---	130.66701	---	---	---	130.66701	---	---	---	0.00760	---	---
Mercury	mg/l	0.01	TRC	0.005	DIS	0.0024	DIS	0.00001	DIS	0.28	TRC	---	---	0.28	TRC	<0.00020	<0.00020	---	---	AZ Aquatic and Wildlife - Warm Water Chronic*
Molybdenum	mg/l	---	---	---	---	---	---	---	---	---	---	---	---	---	---	---	0.00450 j	---	---	---
Nickel	mg/l	---	---	2.79027	DIS	0.31419	DIS	0.0349	DIS	28	TRC	0.511	TRC	28	TRC	0.00480 j	---	0.00260 j	---	---
Potassium	mg/l	---	---	---	---	---	---	---	---	---	---	---	---	---	---	---	1.10	---	---	---
Selenium	mg/l	0.05	TRC	0.033	TRC	---	---	0.002	TRC	4.667	TRC	0.667	TRC	4.667	TRC	---	<0.00080	<0.00080	---	---
Silver	mg/l	---	---	0.001429	DIS	0.001429	DIS	---	---	4.667	TRC	8	TRC	4.667	TRC	<0.000100	<0.000100	<0.000100	---	---
Sodium	mg/l	---	---	---	---	---	---	---	---	---	---	---	---	---	---	---	16.40	---	---	---
Thallium	mg/l	---	---	---	---	0.7	DIS	0.15	DIS	0.075	TRC	0.001	TRC	0.075	TRC	<0.00040	<0.00040	---	---	---
Zinc	mg/l	25	TRC	0.7457	DIS	0.07858	DIS	0.07858	DIS	280	TRC	5.106	TRC	280	TRC	<0.00020	0.00042 j	0.00099 j	---	---
Other																				
Anions (Laboratory)	meq/l	---	---	---	---	---	---	---	---	---	---	---	---	---	---	2.110	---	2.110	---	---
Cations (Laboratory)	meq/l	---	---	---	---	---	---	---	---	---	---	---	---	---	---	2.000	---	2.000	---	---
Ion Balance (Laboratory)	%	---	---	---	---	---	---	---	---	---	---	---	---	---	---	-2.68	---	-2.68	---	---
Total Dissolved Solids (Calc by Lab)	mg/l	---	---	---	---	---	---	---	---	---	---	---	---	---	---	110.0	---	110.0	---	---

The hardness value used for calculation of hardness-dependent standards is the hardness of the sample itself, not the hardness of a receiving water.
* Detection limit exceeds standard
‡ For comparison only - no analysis exists

Station Name	DC 7.1 C
Sample ID	RESE-1001075
Sample Date	5/5/2004 10:15:00 AM
Basin	Devils Canyon Watershed
Sub-basin	unknown
QC Type	Original data

Surface Water Hydrochemical Data

MONTGOMERY & ASSOCIATES

Parameters and Constituents		Standards														Results				
Name	Units	AZ Agricultural Livestock Watering		AZ Aquatic and Wildlife - Ephemeral Acute		AZ Aquatic and Wildlife - Warm Water Acute		AZ Aquatic and Wildlife - Warm Water Chronic		AZ Full Body Contact		AZ Fish Consumption		AZ Partial Body Contact		Dissolved Results	Total Results	Total Recoverable Results	Field Results	Use Exceeded
		Standard	Fraction	Standard	Fraction	Standard	Fraction	Standard	Fraction	Standard	Fraction	Standard	Fraction	Standard	Fraction					
Bacteria																				
E. Coli	MPN/100ml	---	---	---	---	---	---	---	---	235	---	---	---	575	---	---	2.0	---	---	---
Total Coliforms	MPN/100ml	---	---	---	---	---	---	---	---	---	---	---	---	---	---	---	240	---	---	---
Field Parameters																				
Depth of Water	in	---	---	---	---	---	---	---	---	---	---	---	---	---	---	---	---	---	8.47	---
Dissolved oxygen	mg/l	---	---	---	---	6	---	6	---	---	---	---	---	---	---	---	---	---	7.17	---
Flow Rate	gallons/minute	---	---	---	---	---	---	---	---	---	---	---	---	---	---	---	---	---	30.20	---
pH (Field)	s.u.	6.5 - 9	---	6.5 - 9	---	6.5 - 9	---	6.5 - 9	---	6.5 - 9	---	---	---	6.5 - 9	---	---	---	---	8.10	---
Specific Conductance (Field)	uS/cm	---	---	---	---	---	---	---	---	---	---	---	---	---	---	---	---	---	204.0	---
Temperature (Field)	Deg C	---	---	---	---	---	---	---	---	---	---	---	---	---	---	---	---	---	20.00	---
Turbidity (Field)	NTUs	---	---	---	---	---	---	---	---	---	---	---	---	---	---	---	---	---	0.71	---
Inorganics																				
Alkalinity (as CaCO3)	mg/l	---	---	---	---	---	---	---	---	---	---	---	---	---	---	---	91.0	---	---	---
Bicarbonate (Calculated by M&A)	mg/l	---	---	---	---	---	---	---	---	---	---	---	---	---	---	---	111.0	---	---	---
Bicarbonate Alkalinity (as CaCO3)	mg/l	---	---	---	---	---	---	---	---	---	---	---	---	---	---	---	91.0	---	---	---
Bromide	mg/l	---	---	---	---	---	---	---	---	---	---	---	---	---	---	---	<0.100	---	---	---
Carbonate (Calculated by M&A)	mg/l	---	---	---	---	---	---	---	---	---	---	---	---	---	---	---	--	---	---	---
Carbonate Alkalinity (as CaCO3)	mg/l	---	---	---	---	---	---	---	---	---	---	---	---	---	---	---	<1.00	---	---	---
Chloride	mg/l	---	---	---	---	---	---	---	---	---	---	---	---	---	---	---	6.44	---	---	---
Cyanide, Total	mg/l	---	---	---	---	---	---	---	---	---	---	---	---	---	---	---	<0.010	---	---	---
Fluoride	mg/l	---	---	---	---	---	---	---	---	140	---	---	---	140	---	---	0.170	---	---	---
Hardness (as CaCO3)	mg/l	---	---	---	---	---	---	---	---	---	---	---	---	---	---	---	68.8	---	---	---
Nitrate as N	mg/l	---	---	---	---	---	---	---	---	3733.33	---	---	---	3733.33	---	---	<0.10	---	---	---
Nitrate+Nitrite as N	mg/l	---	---	---	---	---	---	---	---	---	---	---	---	---	---	---	<0.10	---	---	---
Nitrate+Nitrite as N (calculated by M&A)	mg/l	---	---	---	---	---	---	---	---	3733.33	---	---	---	3733.33	---	---	--	---	---	---
Nitrite as N	mg/l	---	---	---	---	---	---	---	---	233.33	---	---	---	233.33	---	---	<0.10	---	---	---
Ortho-Phosphate	mg/l	---	---	---	---	---	---	---	---	---	---	---	---	---	---	---	<0.50	---	---	---
Silica	mg/l	---	---	---	---	---	---	---	---	---	---	---	---	---	---	---	42.9	---	---	---
Sulfate	mg/l	---	---	---	---	---	---	---	---	---	---	---	---	---	---	---	9.89	---	---	---
Sulfide	mg/l	---	---	---	---	---	---	---	---	---	---	---	---	---	---	---	<1.00	---	---	---
Lab Parameters																				
Color	Color Units	---	---	---	---	---	---	---	---	---	---	---	---	---	---	---	19.0	---	---	---
Total Dissolved Solids (Laboratory)	mg/l	---	---	---	---	---	---	---	---	---	---	---	---	---	---	---	126.0	---	---	---
Total Suspended Solids	mg/l	---	---	---	---	---	---	---	---	---	---	---	---	---	---	---	<5.00	---	---	---
Metals																				
Aluminum	mg/l	---	---	---	---	---	---	---	---	---	---	---	---	---	---	---	<0.0200	---	---	---
Antimony	mg/l	---	---	---	---	0.088	DIS	0.03	DIS	0.747	TRC	0.64	TRC	0.747	TRC	<0.00300	<0.00300	<0.00300	---	---
Arsenic	mg/l	0.2	TRC	0.44	DIS	0.34	DIS	0.15	DIS	0.03	TRC	0.08	TRC	0.28	TRC	<0.00300	<0.00300	<0.00300	---	---
Barium	mg/l	---	---	---	---	---	---	---	---	98	TRC	---	---	98	TRC	0.0196	---	---	---	---
Beryllium	mg/l	---	---	---	---	---	---	---	---	1.867	TRC	0.084	TRC	1.867	TRC	<0.00200	<0.00200	<0.00200	---	---
Boron	mg/l	---	---	---	---	---	---	---	---	186.667	TRC	---	---	186.667	TRC	---	<0.0400	---	---	---
Cadmium	mg/l	0.05	---	0.015851	DIS	0.00547	DIS	0.000433	DIS	0.7	TRC	0.084	TRC	0.7	TRC	<0.000100	<0.000100	<0.000100	---	---
Calcium	mg/l	---	---	---	---	---	---	---	---	---	---	---	---	---	---	---	20.60	---	---	---
Chromium	mg/l	1	---	---	---	---	---	---	---	---	---	---	---	---	---	<0.00600	---	<0.00600	---	---
Chromium, Hexavalent‡	mg/l	---	---	0.034	DIS	0.016	DIS	0.011	DIS	2.8	TRC	0.15	TRC	2.8	TRC	<0.00600	---	<0.00600	---	---
Chromium, Trivalent‡	mg/l	---	---	1.40732	TRC	0.41945	TRC	0.05456	TRC	1400	TRC	75	TRC	1400	TRC	<0.00600	---	<0.00600	---	---
Cobalt	mg/l	---	---	---	---	---	---	---	---	---	---	---	---	---	---	---	<0.00600	---	---	---

Station Name	DC 7.1 C
Sample ID	RESE-1001075
Sample Date	5/5/2004 10:15:00 AM
Basin	Devils Canyon Watershed
Sub-basin	unknown
QC Type	Original data

Surface Water Hydrochemical Data

MONTGOMERY & ASSOCIATES

Parameters and Constituents		Standards														Results				
Name	Units	AZ Agricultural Livestock Watering		AZ Aquatic and Wildlife - Ephemeral Acute		AZ Aquatic and Wildlife - Warm Water Acute		AZ Aquatic and Wildlife - Warm Water Chronic		AZ Full Body Contact		AZ Fish Consumption		AZ Partial Body Contact		Dissolved Results	Total Results	Total Recoverable Results	Field Results	Use Exceeded
		Standard	Fraction	Standard	Fraction	Standard	Fraction	Standard	Fraction	Standard	Fraction	Standard	Fraction	Standard	Fraction					
Metals																				
Copper	mg/l	0.5	TRC	0.01635	DIS	0.00945	DIS	0.00651	DIS	1.3	TRC	---	---	1.3	TRC	<0.00300	0.00570	0.00410	---	---
Iron	mg/l	---	---	---	---	---	---	1	DIS	---	---	---	---	---	---	---	0.0880	---	---	---
Lead	mg/l	0.1	TRC	0.090503	DIS	0.042883	DIS	0.001671	DIS	0.015	TRC	---	---	0.015	TRC	<0.003000	<0.003000	<0.003000	---	AZ Aquatic and Wildlife - Warm Water Chronic*
Magnesium	mg/l	---	---	---	---	---	---	---	---	---	---	---	---	---	---	---	4.21	---	---	---
Manganese	mg/l	---	---	---	---	---	---	---	---	130.66701	---	---	---	130.66701	---	---	---	0.01840	---	---
Mercury	mg/l	0.01	TRC	0.005	DIS	0.0024	DIS	0.00001	DIS	0.28	TRC	---	---	0.28	TRC	<0.00020	<0.00020	---	---	AZ Aquatic and Wildlife - Warm Water Chronic*
Molybdenum	mg/l	---	---	---	---	---	---	---	---	---	---	---	---	---	---	---	<0.00800	---	---	---
Nickel	mg/l	---	---	3.03054	DIS	0.34124	DIS	0.0379	DIS	28	TRC	0.511	TRC	28	TRC	<0.01000	---	<0.01000	---	---
Potassium	mg/l	---	---	---	---	---	---	---	---	---	---	---	---	---	---	---	1.50	---	---	---
Selenium	mg/l	0.05	TRC	0.033	TRC	---	---	0.002	TRC	4.667	TRC	0.667	TRC	4.667	TRC	---	<0.00300	<0.00300	---	AZ Aquatic and Wildlife - Warm Water Chronic*
Silver	mg/l	---	---	0.001691	DIS	0.001691	DIS	---	---	4.667	TRC	8	TRC	4.667	TRC	<0.000100	<0.000100	<0.000100	---	---
Sodium	mg/l	---	---	---	---	---	---	---	---	---	---	---	---	---	---	---	17.00	---	---	---
Thallium	mg/l	---	---	---	---	0.7	DIS	0.15	DIS	0.075	TRC	0.001	TRC	0.075	TRC	<0.00200	<0.00200	---	---	AZ Fish Consumption*
Uranium	mg/l	---	---	---	---	---	---	---	---	2.8	---	---	---	2.8	---	---	<0.00005	---	---	---
Zinc	mg/l	25	TRC	0.81002	DIS	0.08536	DIS	0.08536	DIS	280	TRC	5.106	TRC	280	TRC	<0.00500	<0.00500	<0.00500	---	---
Other																				
Anions (Laboratory)	meq/l	---	---	---	---	---	---	---	---	---	---	---	---	---	---	---	2.220	---	---	---
Cations (Laboratory)	meq/l	---	---	---	---	---	---	---	---	---	---	---	---	---	---	---	2.160	---	---	---
Ion Balance (Laboratory)	%	---	---	---	---	---	---	---	---	---	---	---	---	---	---	---	-1.37	---	---	---
Total Dissolved Solids (Calc by Lab)	mg/l	---	---	---	---	---	---	---	---	---	---	---	---	---	---	---	169.0	---	---	---
Radiologicals																				
Gross Alpha	pCi/l	---	---	---	---	---	---	---	---	---	---	---	---	---	---	---	<1.80	---	---	---
Gross Beta	pCi/l	---	---	---	---	---	---	---	---	---	---	---	---	---	---	---	<4.00	---	---	---
Radionuclides																				
Radium 226	pCi/l	---	---	---	---	---	---	---	---	---	---	---	---	---	---	---	<0.40	---	---	---
Radium 226 + Radium 228	pCi/l	---	---	---	---	---	---	---	---	---	---	---	---	---	---	---	--	---	---	---
Radium 228	pCi/l	---	---	---	---	---	---	---	---	---	---	---	---	---	---	---	<1.4	---	---	---

The hardness value used for calculation of hardness-dependent standards is the hardness of the sample itself, not the hardness of a receiving water.

* Detection limit exceeds standard

‡ For comparison only - no analysis exists

Station Name	DC 7.1 C
Sample ID	RESE-1001156
Sample Date	8/19/2004 9:00:00 AM
Basin	Devils Canyon Watershed
Sub-basin	unknown
QC Type	Original data

Surface Water Hydrochemical Data

MONTGOMERY & ASSOCIATES

Parameters and Constituents		Standards														Results				
Name	Units	AZ Agricultural Livestock Watering		AZ Aquatic and Wildlife - Ephemeral Acute		AZ Aquatic and Wildlife - Warm Water Acute		AZ Aquatic and Wildlife - Warm Water Chronic		AZ Full Body Contact		AZ Fish Consumption		AZ Partial Body Contact		Dissolved Results	Total Results	Total Recoverable Results	Field Results	Use Exceeded
		Standard	Fraction	Standard	Fraction	Standard	Fraction	Standard	Fraction	Standard	Fraction	Standard	Fraction	Standard	Fraction					
Bacteria																				
E. Coli	MPN/100ml	---	---	---	---	---	---	---	---	235	---	---	---	575	---	---	17.0	---	---	---
Total Coliforms	MPN/100ml	---	---	---	---	---	---	---	---	---	---	---	---	---	---	---	1600	---	---	---
Field Parameters																				
Depth of Water	in	---	---	---	---	---	---	---	---	---	---	---	---	---	---	---	---	---	8.20	---
Dissolved oxygen	mg/l	---	---	---	---	6	---	6	---	---	---	---	---	---	---	---	---	---	6.65	---
Flow Rate	gallons/minute	---	---	---	---	---	---	---	---	---	---	---	---	---	---	---	---	---	30.80	---
pH (Field)	s.u.	6.5 - 9	---	6.5 - 9	---	6.5 - 9	---	6.5 - 9	---	6.5 - 9	---	---	---	6.5 - 9	---	---	---	---	7.80	---
Specific Conductance (Field)	uS/cm	---	---	---	---	---	---	---	---	---	---	---	---	---	---	---	---	---	378.5	---
Temperature (Field)	Deg C	---	---	---	---	---	---	---	---	---	---	---	---	---	---	---	---	---	23.80	---
Turbidity (Field)	NTUs	---	---	---	---	---	---	---	---	---	---	---	---	---	---	---	---	---	0.78	---
Inorganics																				
Alkalinity (as CaCO3)	mg/l	---	---	---	---	---	---	---	---	---	---	---	---	---	---	---	127.0	---	---	---
Bicarbonate (Calculated by M&A)	mg/l	---	---	---	---	---	---	---	---	---	---	---	---	---	---	---	154.9	---	---	---
Bicarbonate Alkalinity (as CaCO3)	mg/l	---	---	---	---	---	---	---	---	---	---	---	---	---	---	---	127.0	---	---	---
Bromide	mg/l	---	---	---	---	---	---	---	---	---	---	---	---	---	---	---	0.120	---	---	---
Carbonate (Calculated by M&A)	mg/l	---	---	---	---	---	---	---	---	---	---	---	---	---	---	---	--	---	---	---
Carbonate Alkalinity (as CaCO3)	mg/l	---	---	---	---	---	---	---	---	---	---	---	---	---	---	---	<1.00	---	---	---
Chloride	mg/l	---	---	---	---	---	---	---	---	---	---	---	---	---	---	---	10.70	---	---	---
Fluoride	mg/l	---	---	---	---	---	---	---	---	140	---	---	---	140	---	---	0.220	---	---	---
Hardness (as CaCO3)	mg/l	---	---	---	---	---	---	---	---	---	---	---	---	---	---	---	140.0	---	---	---
Nitrate as N	mg/l	---	---	---	---	---	---	---	---	3733.33	---	---	---	3733.33	---	---	0.90	---	---	---
Nitrate+Nitrite as N	mg/l	---	---	---	---	---	---	---	---	---	---	---	---	---	---	---	0.90	---	---	---
Nitrate+Nitrite as N (calculated by M&A)	mg/l	---	---	---	---	---	---	---	---	3733.33	---	---	---	3733.33	---	---	0.90	---	---	---
Nitrite as N	mg/l	---	---	---	---	---	---	---	---	233.33	---	---	---	233.33	---	---	<0.10	---	---	---
Ortho-Phosphate	mg/l	---	---	---	---	---	---	---	---	---	---	---	---	---	---	---	<0.50	---	---	---
Silica	mg/l	---	---	---	---	---	---	---	---	---	---	---	---	---	---	---	50.7	---	---	---
Sulfate	mg/l	---	---	---	---	---	---	---	---	---	---	---	---	---	---	---	71.10	---	---	---
Sulfide	mg/l	---	---	---	---	---	---	---	---	---	---	---	---	---	---	---	<1.00	---	---	---
Lab Parameters																				
Color	Color Units	---	---	---	---	---	---	---	---	---	---	---	---	---	---	---	28.0	---	---	---
Total Dissolved Solids (Laboratory)	mg/l	---	---	---	---	---	---	---	---	---	---	---	---	---	---	---	320.0	---	---	---
Total Suspended Solids	mg/l	---	---	---	---	---	---	---	---	---	---	---	---	---	---	---	6.00	---	---	---
Metals																				
Aluminum	mg/l	---	---	---	---	---	---	---	---	---	---	---	---	---	---	---	<0.0200	---	---	---
Antimony	mg/l	---	---	---	---	0.088	DIS	0.03	DIS	0.747	TRC	0.64	TRC	0.747	TRC	<0.00300	<0.00300	<0.00300	---	---
Arsenic	mg/l	0.2	TRC	0.44	DIS	0.34	DIS	0.15	DIS	0.03	TRC	0.08	TRC	0.28	TRC	<0.00300	0.00500	0.00400	---	---
Barium	mg/l	---	---	---	---	---	---	---	---	98	TRC	---	---	98	TRC	0.0429	---	---	---	---
Beryllium	mg/l	---	---	---	---	---	---	---	---	1.867	TRC	0.084	TRC	1.867	TRC	<0.00200	<0.00200	<0.00200	---	---
Boron	mg/l	---	---	---	---	---	---	---	---	186.667	TRC	---	---	186.667	TRC	---	<0.0400	---	---	---
Cadmium	mg/l	0.05	---	0.031627	DIS	0.010914	DIS	0.000709	DIS	0.7	TRC	0.084	TRC	0.7	TRC	<0.000100	<0.000100	<0.000100	---	---
Calcium	mg/l	---	---	---	---	---	---	---	---	---	---	---	---	---	---	---	41.40	---	---	---
Chromium	mg/l	1	---	---	---	---	---	---	---	---	---	---	---	---	---	<0.00600	---	<0.00600	---	---
Chromium, Hexavalent‡	mg/l	---	---	0.034	DIS	0.016	DIS	0.011	DIS	2.8	TRC	0.15	TRC	2.8	TRC	<0.00600	---	<0.00600	---	---
Chromium, Trivalent‡	mg/l	---	---	2.51818	TRC	0.75054	TRC	0.09763	TRC	1400	TRC	75	TRC	1400	TRC	<0.00600	---	<0.00600	---	---
Cobalt	mg/l	---	---	---	---	---	---	---	---	---	---	---	---	---	---	---	<0.00600	---	---	---
Copper	mg/l	0.5	TRC	0.03194	DIS	0.01845	DIS	0.01194	DIS	1.3	TRC	---	---	1.3	TRC	0.00610	0.00960	0.00970	---	---

Station Name	DC 7.1 C
Sample ID	RESE-1001156
Sample Date	8/19/2004 9:00:00 AM
Basin	Devils Canyon Watershed
Sub-basin	unknown
QC Type	Original data

Surface Water Hydrochemical Data

MONTGOMERY & ASSOCIATES

Parameters and Constituents		Standards														Results				
Name	Units	AZ Agricultural Livestock Watering		AZ Aquatic and Wildlife - Ephemeral Acute		AZ Aquatic and Wildlife - Warm Water Acute		AZ Aquatic and Wildlife - Warm Water Chronic		AZ Full Body Contact		AZ Fish Consumption		AZ Partial Body Contact		Dissolved Results	Total Results	Total Recoverable Results	Field Results	Use Exceeded
		Standard	Fraction	Standard	Fraction	Standard	Fraction	Standard	Fraction	Standard	Fraction	Standard	Fraction	Standard	Fraction					
Metals																				
Iron	mg/l	---	---	---	---	---	---	1	DIS	---	---	---	---	---	---	---	0.0420	---	---	---
Lead	mg/l	0.1	TRC	0.196207	DIS	0.092969	DIS	0.003623	DIS	0.015	TRC	---	---	0.015	TRC	<0.003000	<0.003000	<0.003000	---	---
Magnesium	mg/l	---	---	---	---	---	---	---	---	---	---	---	---	---	---	---	8.82	---	---	---
Manganese	mg/l	---	---	---	---	---	---	---	---	130.66701	---	---	---	130.66701	---	---	---	0.01280	---	---
Mercury	mg/l	0.01	TRC	0.005	DIS	0.0024	DIS	0.00001	DIS	0.28	TRC	---	---	0.28	TRC	<0.00020	<0.00020	---	---	AZ Aquatic and Wildlife - Warm Water Chronic*
Molybdenum	mg/l	---	---	---	---	---	---	---	---	---	---	---	---	---	---	---	<0.00800	---	---	---
Nickel	mg/l	---	---	5.5277	DIS	0.62243	DIS	0.06913	DIS	28	TRC	0.511	TRC	28	TRC	<0.01000	---	<0.01000	---	---
Potassium	mg/l	---	---	---	---	---	---	---	---	---	---	---	---	---	---	---	3.10	---	---	---
Selenium	mg/l	0.05	TRC	0.033	TRC	---	---	0.002	TRC	4.667	TRC	0.667	TRC	4.667	TRC	---	<0.00300	<0.00600	---	AZ Aquatic and Wildlife - Warm Water Chronic*
Silver	mg/l	---	---	0.005738	DIS	0.005738	DIS	---	---	4.667	TRC	8	TRC	4.667	TRC	<0.000100	<0.000100	<0.000100	---	---
Sodium	mg/l	---	---	---	---	---	---	---	---	---	---	---	---	---	---	---	28.40	---	---	---
Thallium	mg/l	---	---	---	---	0.7	DIS	0.15	DIS	0.075	TRC	0.001	TRC	0.075	TRC	<0.00200	<0.00200	---	---	AZ Fish Consumption*
Zinc	mg/l	25	TRC	1.47883	DIS	0.15584	DIS	0.15584	DIS	280	TRC	5.106	TRC	280	TRC	<0.00500	<0.00500	<0.00500	---	---

The hardness value used for calculation of hardness-dependent standards is the hardness of the sample itself, not the hardness of a receiving water.
* Detection limit exceeds standard
‡ For comparison only - no analysis exists

Station Name	DC 7.1 C
Sample ID	RESE-1001171
Sample Date	11/12/2004 11:10:00 AM
Basin	Devils Canyon Watershed
Sub-basin	unknown
QC Type	Original data

Surface Water Hydrochemical Data

MONTGOMERY & ASSOCIATES

Parameters and Constituents		Standards														Results				
Name	Units	AZ Agricultural Livestock Watering		AZ Aquatic and Wildlife - Ephemeral Acute		AZ Aquatic and Wildlife - Warm Water Acute		AZ Aquatic and Wildlife - Warm Water Chronic		AZ Full Body Contact		AZ Fish Consumption		AZ Partial Body Contact		Dissolved Results	Total Results	Total Recoverable Results	Field Results	Use Exceeded
		Standard	Fraction	Standard	Fraction	Standard	Fraction	Standard	Fraction	Standard	Fraction	Standard	Fraction	Standard	Fraction					
Bacteria																				
E. Coli	MPN/100ml	---	---	---	---	---	---	---	---	235	---	---	---	575	---	---	17.0	---	---	---
Total Coliforms	MPN/100ml	---	---	---	---	---	---	---	---	---	---	---	---	---	---	---	130	---	---	---
Field Parameters																				
Depth of Water	in	---	---	---	---	---	---	---	---	---	---	---	---	---	---	---	---	---	9.93	---
Dissolved oxygen	mg/l	---	---	---	---	6	---	6	---	---	---	---	---	---	---	---	---	---	8.75	---
Flow Rate	gallons/minute	---	---	---	---	---	---	---	---	---	---	---	---	---	---	---	---	---	47.60	---
pH (Field)	s.u.	6.5 - 9	---	6.5 - 9	---	6.5 - 9	---	6.5 - 9	---	6.5 - 9	---	---	---	6.5 - 9	---	---	---	---	8.00	---
Specific Conductance (Field)	uS/cm	---	---	---	---	---	---	---	---	---	---	---	---	---	---	---	---	---	279.0	---
Temperature (Field)	Deg C	---	---	---	---	---	---	---	---	---	---	---	---	---	---	---	---	---	12.40	---
Turbidity (Field)	NTUs	---	---	---	---	---	---	---	---	---	---	---	---	---	---	---	---	---	1.33	---
Inorganics																				
Alkalinity (as CaCO3)	mg/l	---	---	---	---	---	---	---	---	---	---	---	---	---	---	---	144.0	---	---	---
Bicarbonate (Calculated by M&A)	mg/l	---	---	---	---	---	---	---	---	---	---	---	---	---	---	---	175.7	---	---	---
Bicarbonate Alkalinity (as CaCO3)	mg/l	---	---	---	---	---	---	---	---	---	---	---	---	---	---	---	144.0	---	---	---
Bromide	mg/l	---	---	---	---	---	---	---	---	---	---	---	---	---	---	---	<0.100	---	---	---
Carbonate (Calculated by M&A)	mg/l	---	---	---	---	---	---	---	---	---	---	---	---	---	---	---	--	---	---	---
Carbonate Alkalinity (as CaCO3)	mg/l	---	---	---	---	---	---	---	---	---	---	---	---	---	---	---	<1.00	---	---	---
Chloride	mg/l	---	---	---	---	---	---	---	---	---	---	---	---	---	---	---	8.69	---	---	---
Fluoride	mg/l	---	---	---	---	---	---	---	---	140	---	---	---	140	---	---	0.360	---	---	---
Hardness (as CaCO3)	mg/l	---	---	---	---	---	---	---	---	---	---	---	---	---	---	---	101.0	---	---	---
Nitrate as N	mg/l	---	---	---	---	---	---	---	---	3733.33	---	---	---	3733.33	---	---	<0.10	---	---	---
Nitrate+Nitrite as N	mg/l	---	---	---	---	---	---	---	---	---	---	---	---	---	---	---	<0.20	---	---	---
Nitrate+Nitrite as N (calculated by M&A)	mg/l	---	---	---	---	---	---	---	---	3733.33	---	---	---	3733.33	---	---	--	---	---	---
Nitrite as N	mg/l	---	---	---	---	---	---	---	---	233.33	---	---	---	233.33	---	---	<0.10	---	---	---
Ortho-Phosphate	mg/l	---	---	---	---	---	---	---	---	---	---	---	---	---	---	---	<0.50	---	---	---
Silica	mg/l	---	---	---	---	---	---	---	---	---	---	---	---	---	---	---	49.8	---	---	---
Sulfate	mg/l	---	---	---	---	---	---	---	---	---	---	---	---	---	---	---	7.94	---	---	---
Sulfide	mg/l	---	---	---	---	---	---	---	---	---	---	---	---	---	---	---	<1.00	---	---	---
Lab Parameters																				
Color	Color Units	---	---	---	---	---	---	---	---	---	---	---	---	---	---	---	10.0	---	---	---
Total Dissolved Solids (Laboratory)	mg/l	---	---	---	---	---	---	---	---	---	---	---	---	---	---	---	186.0	---	---	---
Total Suspended Solids	mg/l	---	---	---	---	---	---	---	---	---	---	---	---	---	---	---	<5.00	---	---	---
Metals																				
Aluminum	mg/l	---	---	---	---	---	---	---	---	---	---	---	---	---	---	---	0.0240	---	---	---
Antimony	mg/l	---	---	---	---	0.088	DIS	0.03	DIS	0.747	TRC	0.64	TRC	0.747	TRC	<0.00300	<0.00300	<0.00300	---	---
Arsenic	mg/l	0.2	TRC	0.44	DIS	0.34	DIS	0.15	DIS	0.03	TRC	0.08	TRC	0.28	TRC	0.00400	0.00300	0.00300	---	---
Barium	mg/l	---	---	---	---	---	---	---	---	98	TRC	---	---	98	TRC	0.0224	---	---	---	---
Beryllium	mg/l	---	---	---	---	---	---	---	---	1.867	TRC	0.084	TRC	1.867	TRC	<0.00200	<0.00200	<0.00200	---	---
Boron	mg/l	---	---	---	---	---	---	---	---	186.667	TRC	---	---	186.667	TRC	---	<0.0400	---	---	---
Cadmium	mg/l	0.05	---	0.023027	DIS	0.007946	DIS	0.000565	DIS	0.7	TRC	0.084	TRC	0.7	TRC	<0.000100	<0.000100	<0.000100	---	---
Calcium	mg/l	---	---	---	---	---	---	---	---	---	---	---	---	---	---	---	29.80	---	---	---
Chromium	mg/l	1	---	---	---	---	---	---	---	---	---	---	---	---	---	<0.00600	---	<0.00600	---	---
Chromium, Hexavalent‡	mg/l	---	---	0.034	DIS	0.016	DIS	0.011	DIS	2.8	TRC	0.15	TRC	2.8	TRC	<0.00600	---	<0.00600	---	---
Chromium, Trivalent‡	mg/l	---	---	1.92729	TRC	0.57443	TRC	0.07472	TRC	1400	TRC	75	TRC	1400	TRC	<0.00600	---	<0.00600	---	---
Cobalt	mg/l	---	---	---	---	---	---	---	---	---	---	---	---	---	---	---	<0.00600	---	---	---
Copper	mg/l	0.5	TRC	0.02348	DIS	0.01357	DIS	0.00903	DIS	1.3	TRC	---	---	1.3	TRC	<0.00300	<0.00300	<0.00300	---	---

Station Name	DC 7.1 C
Sample ID	RESE-1001171
Sample Date	11/12/2004 11:10:00 AM
Basin	Devils Canyon Watershed
Sub-basin	unknown
QC Type	Original data

Surface Water Hydrochemical Data

MONTGOMERY & ASSOCIATES

Parameters and Constituents		Standards														Results				
Name	Units	AZ Agricultural Livestock Watering		AZ Aquatic and Wildlife - Ephemeral Acute		AZ Aquatic and Wildlife - Warm Water Acute		AZ Aquatic and Wildlife - Warm Water Chronic		AZ Full Body Contact		AZ Fish Consumption		AZ Partial Body Contact		Dissolved Results	Total Results	Total Recoverable Results	Field Results	Use Exceeded
		Standard	Fraction	Standard	Fraction	Standard	Fraction	Standard	Fraction	Standard	Fraction	Standard	Fraction	Standard	Fraction					
Metals																				
Iron	mg/l	---	---	---	---	---	---	1	DIS	---	---	---	---	---	---	---	0.0720	---	---	---
Lead	mg/l	0.1	TRC	0.13778	DIS	0.065285	DIS	0.002544	DIS	0.015	TRC	---	---	0.015	TRC	<0.003000	<0.003000	<0.003000	---	AZ Aquatic and Wildlife - Warm Water Chronic*
Magnesium	mg/l	---	---	---	---	---	---	---	---	---	---	---	---	---	---	---	6.44	---	---	---
Manganese	mg/l	---	---	---	---	---	---	---	---	130.66701	---	---	---	130.66701	---	---	---	0.01380	---	---
Mercury	mg/l	0.01	TRC	0.005	DIS	0.0024	DIS	0.00001	DIS	0.28	TRC	---	---	0.28	TRC	<0.00020	<0.00020	---	---	AZ Aquatic and Wildlife - Warm Water Chronic*
Molybdenum	mg/l	---	---	---	---	---	---	---	---	---	---	---	---	---	---	---	<0.00800	---	---	---
Nickel	mg/l	---	---	4.1935	DIS	0.47219	DIS	0.05245	DIS	28	TRC	0.511	TRC	28	TRC	<0.01000	---	<0.01000	---	---
Potassium	mg/l	---	---	---	---	---	---	---	---	---	---	---	---	---	---	---	1.70	---	---	---
Selenium	mg/l	0.05	TRC	0.033	TRC	---	---	0.002	TRC	4.667	TRC	0.667	TRC	4.667	TRC	---	<0.00300	<0.00300	---	AZ Aquatic and Wildlife - Warm Water Chronic*
Silver	mg/l	---	---	0.003272	DIS	0.003272	DIS	---	---	4.667	TRC	8	TRC	4.667	TRC	<0.000100	<0.000100	<0.000100	---	---
Sodium	mg/l	---	---	---	---	---	---	---	---	---	---	---	---	---	---	---	28.50	---	---	---
Thallium	mg/l	---	---	---	---	0.7	DIS	0.15	DIS	0.075	TRC	0.001	TRC	0.075	TRC	<0.00200	<0.00200	---	---	AZ Fish Consumption*
Zinc	mg/l	25	TRC	1.12141	DIS	0.11817	DIS	0.11817	DIS	280	TRC	5.106	TRC	280	TRC	<0.00500	<0.00500	<0.00500	---	---
Other																				
Anions (Laboratory)	meq/l	---	---	---	---	---	---	---	---	---	---	---	---	---	---	---	3.320	---	---	---
Cations (Laboratory)	meq/l	---	---	---	---	---	---	---	---	---	---	---	---	---	---	---	3.300	---	---	---
Ion Balance (Laboratory)	%	---	---	---	---	---	---	---	---	---	---	---	---	---	---	---	-0.30	---	---	---
Total Dissolved Solids (Calc by Lab)	mg/l	---	---	---	---	---	---	---	---	---	---	---	---	---	---	---	233.0	---	---	---

The hardness value used for calculation of hardness-dependent standards is the hardness of the sample itself, not the hardness of a receiving water.
* Detection limit exceeds standard
‡ For comparison only - no analysis exists

Station Name	DC 7.1 C
Sample ID	RESE-1001193
Sample Date	2/16/2005 12:25:00 PM
Basin	Devils Canyon Watershed
Sub-basin	unknown
QC Type	Original data

Surface Water Hydrochemical Data

MONTGOMERY & ASSOCIATES

Parameters and Constituents		Standards														Results				
Name	Units	AZ Agricultural Livestock Watering		AZ Aquatic and Wildlife - Ephemeral Acute		AZ Aquatic and Wildlife - Warm Water Acute		AZ Aquatic and Wildlife - Warm Water Chronic		AZ Full Body Contact		AZ Fish Consumption		AZ Partial Body Contact		Dissolved Results	Total Results	Total Recoverable Results	Field Results	Use Exceeded
		Standard	Fraction	Standard	Fraction	Standard	Fraction	Standard	Fraction	Standard	Fraction	Standard	Fraction	Standard	Fraction					
Bacteria																				
E. Coli	MPN/100ml	---	---	---	---	---	---	---	---	235	---	---	---	575	---	---	4.0	---	---	---
Total Coliforms	MPN/100ml	---	---	---	---	---	---	---	---	---	---	---	---	---	---	---	130	---	---	---
Field Parameters																				
Depth of Water	in	---	---	---	---	---	---	---	---	---	---	---	---	---	---	---	---	---	34.80	---
Dissolved oxygen	mg/l	---	---	---	---	6	---	6	---	---	---	---	---	---	---	---	---	---	12.64	---
Flow Rate	gallons/minute	---	---	---	---	---	---	---	---	---	---	---	---	---	---	---	---	---	30311.95	---
pH (Field)	s.u.	6.5 - 9	---	6.5 - 9	---	6.5 - 9	---	6.5 - 9	---	6.5 - 9	---	---	---	6.5 - 9	---	---	---	---	7.70	---
Specific Conductance (Field)	uS/cm	---	---	---	---	---	---	---	---	---	---	---	---	---	---	---	---	---	72.1	---
Temperature (Field)	Deg C	---	---	---	---	---	---	---	---	---	---	---	---	---	---	---	---	---	10.50	---
Turbidity (Field)	NTUs	---	---	---	---	---	---	---	---	---	---	---	---	---	---	---	---	---	6.13	---
Inorganics																				
Alkalinity (as CaCO3)	mg/l	---	---	---	---	---	---	---	---	---	---	---	---	---	---	---	12.7	---	---	---
Bicarbonate (Calculated by M&A)	mg/l	---	---	---	---	---	---	---	---	---	---	---	---	---	---	---	15.5	---	---	---
Bicarbonate Alkalinity (as CaCO3)	mg/l	---	---	---	---	---	---	---	---	---	---	---	---	---	---	---	12.7	---	---	---
Bromide	mg/l	---	---	---	---	---	---	---	---	---	---	---	---	---	---	---	<0.100	---	---	---
Carbonate (Calculated by M&A)	mg/l	---	---	---	---	---	---	---	---	---	---	---	---	---	---	---	--	---	---	---
Carbonate Alkalinity (as CaCO3)	mg/l	---	---	---	---	---	---	---	---	---	---	---	---	---	---	---	<1.00	---	---	---
Chloride	mg/l	---	---	---	---	---	---	---	---	---	---	---	---	---	---	---	3.02	---	---	---
Fluoride	mg/l	---	---	---	---	---	---	---	---	140	---	---	---	140	---	---	<0.100	---	---	---
Hardness (as CaCO3)	mg/l	---	---	---	---	---	---	---	---	---	---	---	---	---	---	---	23.3	---	---	---
Nitrate as N	mg/l	---	---	---	---	---	---	---	---	3733.33	---	---	---	3733.33	---	---	0.28	---	---	---
Nitrate+Nitrite as N	mg/l	---	---	---	---	---	---	---	---	---	---	---	---	---	---	---	0.28	---	---	---
Nitrate+Nitrite as N (calculated by M&A)	mg/l	---	---	---	---	---	---	---	---	3733.33	---	---	---	3733.33	---	---	0.28	---	---	---
Nitrite as N	mg/l	---	---	---	---	---	---	---	---	233.33	---	---	---	233.33	---	---	<0.10	---	---	---
Ortho-Phosphate	mg/l	---	---	---	---	---	---	---	---	---	---	---	---	---	---	---	<0.50	---	---	---
Silica	mg/l	---	---	---	---	---	---	---	---	---	---	---	---	---	---	---	25.0	---	---	---
Sulfate	mg/l	---	---	---	---	---	---	---	---	---	---	---	---	---	---	---	12.60	---	---	---
Sulfide	mg/l	---	---	---	---	---	---	---	---	---	---	---	---	---	---	---	<1.00	---	---	---
Lab Parameters																				
Color	Color Units	---	---	---	---	---	---	---	---	---	---	---	---	---	---	---	46.0	---	---	---
Total Dissolved Solids (Laboratory)	mg/l	---	---	---	---	---	---	---	---	---	---	---	---	---	---	---	80.0	---	---	---
Total Suspended Solids	mg/l	---	---	---	---	---	---	---	---	---	---	---	---	---	---	---	<5.00	---	---	---
Metals																				
Aluminum	mg/l	---	---	---	---	---	---	---	---	---	---	---	---	---	---	---	0.5700	---	---	---
Antimony	mg/l	---	---	---	---	0.088	DIS	0.03	DIS	0.747	TRC	0.64	TRC	0.747	TRC	<0.00300	<0.00300	<0.00300	---	---
Arsenic	mg/l	0.2	TRC	0.44	DIS	0.34	DIS	0.15	DIS	0.03	TRC	0.08	TRC	0.28	TRC	0.00300	0.00310	0.00330	---	---
Barium	mg/l	---	---	---	---	---	---	---	---	98	TRC	---	---	98	TRC	0.0134	---	---	---	---
Beryllium	mg/l	---	---	---	---	---	---	---	---	1.867	TRC	0.084	TRC	1.867	TRC	<0.00200	<0.00200	<0.00200	---	---
Boron	mg/l	---	---	---	---	---	---	---	---	186.667	TRC	---	---	186.667	TRC	---	<0.0400	---	---	---
Cadmium	mg/l	0.05	---	0.005522	DIS	0.001905	DIS	0.000204	DIS	0.7	TRC	0.084	TRC	0.7	TRC	<0.000200	<0.000200	<0.000200	---	---
Calcium	mg/l	---	---	---	---	---	---	---	---	---	---	---	---	---	---	---	6.67	---	---	---
Chromium	mg/l	1	---	---	---	---	---	---	---	---	---	---	---	---	---	<0.00600	---	<0.00600	---	---
Chromium, Hexavalent‡	mg/l	---	---	0.034	DIS	0.016	DIS	0.011	DIS	2.8	TRC	0.15	TRC	2.8	TRC	<0.00600	---	<0.00600	---	---
Chromium, Trivalent‡	mg/l	---	---	0.57979	TRC	0.17281	TRC	0.02248	TRC	1400	TRC	75	TRC	1400	TRC	<0.00600	---	<0.00600	---	---
Cobalt	mg/l	---	---	---	---	---	---	---	---	---	---	---	---	---	---	---	<0.00600	---	---	---

Station Name	DC 7.1 C
Sample ID	RESE-1001193
Sample Date	2/16/2005 12:25:00 PM
Basin	Devils Canyon Watershed
Sub-basin	unknown
QC Type	Original data

Surface Water Hydrochemical Data

MONTGOMERY & ASSOCIATES

Parameters and Constituents		Standards														Results				
Name	Units	AZ Agricultural Livestock Watering		AZ Aquatic and Wildlife - Ephemeral Acute		AZ Aquatic and Wildlife - Warm Water Acute		AZ Aquatic and Wildlife - Warm Water Chronic		AZ Full Body Contact		AZ Fish Consumption		AZ Partial Body Contact		Dissolved Results	Total Results	Total Recoverable Results	Field Results	Use Exceeded
		Standard	Fraction	Standard	Fraction	Standard	Fraction	Standard	Fraction	Standard	Fraction	Standard	Fraction	Standard	Fraction					
Metals																				
Copper	mg/l	0.5	TRC	0.0059	DIS	0.00341	DIS	0.00258	DIS	1.3	TRC	---	---	1.3	TRC	0.01200	0.01300	0.01200	---	AZ Aquatic and Wildlife - Ephemeral Acute AZ Aquatic and Wildlife - Warm Water Acute AZ Aquatic and Wildlife - Warm Water Chronic
Iron	mg/l	---	---	---	---	---	---	1	DIS	---	---	---	---	---	---	---	0.2790	---	---	---
Lead	mg/l	0.1	TRC	0.027062	DIS	0.012823	DIS	0.0005	DIS	0.015	TRC	---	---	0.015	TRC	<0.003000	<0.003000	<0.003000	---	AZ Aquatic and Wildlife - Warm Water Chronic*
Magnesium	mg/l	---	---	---	---	---	---	---	---	---	---	---	---	---	---	---	1.62	---	---	---
Manganese	mg/l	---	---	---	---	---	---	---	---	130.66701	---	---	---	130.66701	---	---	---	0.00730	---	---
Mercury	mg/l	0.01	TRC	0.005	DIS	0.0024	DIS	0.00001	DIS	0.28	TRC	---	---	0.28	TRC	<0.00020	<0.00020	---	---	AZ Aquatic and Wildlife - Warm Water Chronic*
Molybdenum	mg/l	---	---	---	---	---	---	---	---	---	---	---	---	---	---	---	<0.00800	---	---	---
Nickel	mg/l	---	---	1.21256	DIS	0.13654	DIS	0.01516	DIS	28	TRC	0.511	TRC	28	TRC	<0.01000	---	<0.01000	---	---
Potassium	mg/l	---	---	---	---	---	---	---	---	---	---	---	---	---	---	---	1.51	---	---	---
Selenium	mg/l	0.05	TRC	0.033	TRC	---	---	0.002	TRC	4.667	TRC	0.667	TRC	4.667	TRC	---	<0.00300	<0.00300	---	AZ Aquatic and Wildlife - Warm Water Chronic*
Silver	mg/l	---	---	0.000263	DIS	0.000263	DIS	---	---	4.667	TRC	8	TRC	4.667	TRC	<0.000100	<0.000100	<0.000100	---	---
Sodium	mg/l	---	---	---	---	---	---	---	---	---	---	---	---	---	---	---	4.67	---	---	---
Thallium	mg/l	---	---	---	---	0.7	DIS	0.15	DIS	0.075	TRC	0.001	TRC	0.075	TRC	<0.00200	<0.00200	---	---	AZ Fish Consumption*
Zinc	mg/l	25	TRC	0.32364	DIS	0.0341	DIS	0.0341	DIS	280	TRC	5.106	TRC	280	TRC	<0.01000	<0.01000	<0.01000	---	---
Other																				
Anions (Laboratory)	meq/l	---	---	---	---	---	---	---	---	---	---	---	---	---	---	---	0.600	---	---	---
Cations (Laboratory)	meq/l	---	---	---	---	---	---	---	---	---	---	---	---	---	---	---	0.770	---	---	---
Ion Balance (Laboratory)	%	---	---	---	---	---	---	---	---	---	---	---	---	---	---	---	12.40	---	---	---
Total Dissolved Solids (Calc by Lab)	mg/l	---	---	---	---	---	---	---	---	---	---	---	---	---	---	---	70.3	---	---	---

The hardness value used for calculation of hardness-dependent standards is the hardness of the sample itself, not the hardness of a receiving water.
* Detection limit exceeds standard
‡ For comparison only - no analysis exists

Station Name	DC 7.1 C
Sample ID	RESE-1001215
Sample Date	5/17/2005 10:10:00 AM
Basin	Devils Canyon Watershed
Sub-basin	unknown
QC Type	Original data

Surface Water Hydrochemical Data

MONTGOMERY & ASSOCIATES

Parameters and Constituents		Standards														Results				
Name	Units	AZ Agricultural Livestock Watering		AZ Aquatic and Wildlife - Ephemeral Acute		AZ Aquatic and Wildlife - Warm Water Acute		AZ Aquatic and Wildlife - Warm Water Chronic		AZ Full Body Contact		AZ Fish Consumption		AZ Partial Body Contact		Dissolved Results	Total Results	Total Recoverable Results	Field Results	Use Exceeded
		Standard	Fraction	Standard	Fraction	Standard	Fraction	Standard	Fraction	Standard	Fraction	Standard	Fraction	Standard	Fraction					
Bacteria																				
E. Coli	MPN/100ml	---	---	---	---	---	---	---	---	235	---	---	---	575	---	---	7.0	---	---	---
Total Coliforms	MPN/100ml	---	---	---	---	---	---	---	---	---	---	---	---	---	---	---	110	---	---	---
Field Parameters																				
Depth of Water	in	---	---	---	---	---	---	---	---	---	---	---	---	---	---	---	---	---	10.37	---
Dissolved oxygen	mg/l	---	---	---	---	6	---	6	---	---	---	---	---	---	---	---	---	---	8.82	---
Flow Rate	gallons/minute	---	---	---	---	---	---	---	---	---	---	---	---	---	---	---	---	---	10.90	---
pH (Field)	s.u.	6.5 - 9	---	6.5 - 9	---	6.5 - 9	---	6.5 - 9	---	6.5 - 9	---	---	---	6.5 - 9	---	---	---	---	8.00	---
Specific Conductance (Field)	uS/cm	---	---	---	---	---	---	---	---	---	---	---	---	---	---	---	---	---	205.1	---
Temperature (Field)	Deg C	---	---	---	---	---	---	---	---	---	---	---	---	---	---	---	---	---	19.20	---
Turbidity (Field)	NTUs	---	---	---	---	---	---	---	---	---	---	---	---	---	---	---	---	---	0.61	---
Inorganics																				
Alkalinity (as CaCO3)	mg/l	---	---	---	---	---	---	---	---	---	---	---	---	---	---	---	92.9	---	---	---
Bicarbonate (Calculated by M&A)	mg/l	---	---	---	---	---	---	---	---	---	---	---	---	---	---	---	113.3	---	---	---
Bicarbonate Alkalinity (as CaCO3)	mg/l	---	---	---	---	---	---	---	---	---	---	---	---	---	---	---	92.9	---	---	---
Bromide	mg/l	---	---	---	---	---	---	---	---	---	---	---	---	---	---	---	<0.100	---	---	---
Carbonate (Calculated by M&A)	mg/l	---	---	---	---	---	---	---	---	---	---	---	---	---	---	---	--	---	---	---
Carbonate Alkalinity (as CaCO3)	mg/l	---	---	---	---	---	---	---	---	---	---	---	---	---	---	---	<1.00	---	---	---
Chloride	mg/l	---	---	---	---	---	---	---	---	---	---	---	---	---	---	---	8.30	---	---	---
Fluoride	mg/l	---	---	---	---	---	---	---	---	140	---	---	---	140	---	---	0.101	---	---	---
Hardness (as CaCO3)	mg/l	---	---	---	---	---	---	---	---	---	---	---	---	---	---	---	68.4	---	---	---
Nitrate as N	mg/l	---	---	---	---	---	---	---	---	3733.33	---	---	---	3733.33	---	---	<0.10	---	---	---
Nitrate+Nitrite as N	mg/l	---	---	---	---	---	---	---	---	---	---	---	---	---	---	---	<0.20	---	---	---
Nitrate+Nitrite as N (calculated by M&A)	mg/l	---	---	---	---	---	---	---	---	3733.33	---	---	---	3733.33	---	---	--	---	---	---
Nitrite as N	mg/l	---	---	---	---	---	---	---	---	233.33	---	---	---	233.33	---	---	<0.10	---	---	---
Ortho-Phosphate	mg/l	---	---	---	---	---	---	---	---	---	---	---	---	---	---	---	<0.50	---	---	---
Silica	mg/l	---	---	---	---	---	---	---	---	---	---	---	---	---	---	---	39.3	---	---	---
Sulfate	mg/l	---	---	---	---	---	---	---	---	---	---	---	---	---	---	---	6.33	---	---	---
Sulfide	mg/l	---	---	---	---	---	---	---	---	---	---	---	---	---	---	---	<1.00	---	---	---
Lab Parameters																				
Color	Color Units	---	---	---	---	---	---	---	---	---	---	---	---	---	---	---	<1.0	---	---	---
Total Dissolved Solids (Laboratory)	mg/l	---	---	---	---	---	---	---	---	---	---	---	---	---	---	---	161.0	---	---	---
Total Suspended Solids	mg/l	---	---	---	---	---	---	---	---	---	---	---	---	---	---	---	<5.00	---	---	---
Metals																				
Aluminum	mg/l	---	---	---	---	---	---	---	---	---	---	---	---	---	---	---	<0.0300	---	---	---
Antimony	mg/l	---	---	---	---	0.088	DIS	0.03	DIS	0.747	TRC	0.64	TRC	0.747	TRC	<0.00300	<0.00300	<0.00300	---	---
Arsenic	mg/l	0.2	TRC	0.44	DIS	0.34	DIS	0.15	DIS	0.03	TRC	0.08	TRC	0.28	TRC	0.00530	0.00470	0.00490	---	---
Barium	mg/l	---	---	---	---	---	---	---	---	98	TRC	---	---	98	TRC	0.0186	---	---	---	---
Beryllium	mg/l	---	---	---	---	---	---	---	---	1.867	TRC	0.084	TRC	1.867	TRC	<0.00200	<0.00200	<0.00200	---	---
Boron	mg/l	---	---	---	---	---	---	---	---	186.667	TRC	---	---	186.667	TRC	---	<0.0400	---	---	---
Cadmium	mg/l	0.05	---	0.015762	DIS	0.005439	DIS	0.000431	DIS	0.7	TRC	0.084	TRC	0.7	TRC	<0.000200	<0.000200	<0.000200	---	---
Calcium	mg/l	---	---	---	---	---	---	---	---	---	---	---	---	---	---	---	20.30	---	---	---
Chromium	mg/l	1	---	---	---	---	---	---	---	---	---	---	---	---	---	<0.00600	---	<0.00600	---	---
Chromium, Hexavalent‡	mg/l	---	---	0.034	DIS	0.016	DIS	0.011	DIS	2.8	TRC	0.15	TRC	2.8	TRC	<0.00600	---	<0.00600	---	---
Chromium, Trivalent‡	mg/l	---	---	1.40062	TRC	0.41745	TRC	0.0543	TRC	1400	TRC	75	TRC	1400	TRC	<0.00600	---	<0.00600	---	---
Cobalt	mg/l	---	---	---	---	---	---	---	---	---	---	---	---	---	---	---	<0.00600	---	---	---

Station Name	DC 7.1 C
Sample ID	RESE-1001215
Sample Date	5/17/2005 10:10:00 AM
Basin	Devils Canyon Watershed
Sub-basin	unknown
QC Type	Original data

Surface Water Hydrochemical Data

MONTGOMERY & ASSOCIATES

Parameters and Constituents		Standards														Results				
Name	Units	AZ Agricultural Livestock Watering		AZ Aquatic and Wildlife - Ephemeral Acute		AZ Aquatic and Wildlife - Warm Water Acute		AZ Aquatic and Wildlife - Warm Water Chronic		AZ Full Body Contact		AZ Fish Consumption		AZ Partial Body Contact		Dissolved Results	Total Results	Total Recoverable Results	Field Results	Use Exceeded
		Standard	Fraction	Standard	Fraction	Standard	Fraction	Standard	Fraction	Standard	Fraction	Standard	Fraction	Standard	Fraction					
Metals																				
Copper	mg/l	0.5	TRC	0.01626	DIS	0.0094	DIS	0.00647	DIS	1.3	TRC	---	---	1.3	TRC	<0.01000	<0.01000	<0.01000	---	AZ Aquatic and Wildlife - Warm Water Acute* AZ Aquatic and Wildlife - Warm Water Chronic*
Iron	mg/l	---	---	---	---	---	---	1	DIS	---	---	---	---	---	---	---	0.0760	---	---	---
Lead	mg/l	0.1	TRC	0.089924	DIS	0.042609	DIS	0.00166	DIS	0.015	TRC	---	---	0.015	TRC	<0.003000	<0.003000	<0.003000	---	AZ Aquatic and Wildlife - Warm Water Chronic*
Magnesium	mg/l	---	---	---	---	---	---	---	---	---	---	---	---	---	---	---	4.31	---	---	---
Manganese	mg/l	---	---	---	---	---	---	---	---	130.66701	---	---	---	130.66701	---	---	---	0.01660	---	---
Mercury	mg/l	0.01	TRC	0.005	DIS	0.0024	DIS	0.00001	DIS	0.28	TRC	---	---	0.28	TRC	<0.00020	<0.00020	---	---	AZ Aquatic and Wildlife - Warm Water Chronic*
Molybdenum	mg/l	---	---	---	---	---	---	---	---	---	---	---	---	---	---	---	<0.00800	---	---	---
Nickel	mg/l	---	---	3.01563	DIS	0.33956	DIS	0.03772	DIS	28	TRC	0.511	TRC	28	TRC	<0.01000	---	<0.01000	---	---
Potassium	mg/l	---	---	---	---	---	---	---	---	---	---	---	---	---	---	---	1.80	---	---	---
Selenium	mg/l	0.05	TRC	0.033	TRC	---	---	0.002	TRC	4.667	TRC	0.667	TRC	4.667	TRC	---	<0.00300	<0.00300	---	AZ Aquatic and Wildlife - Warm Water Chronic*
Silver	mg/l	---	---	0.001674	DIS	0.001674	DIS	---	---	4.667	TRC	8	TRC	4.667	TRC	<0.000100	<0.000100	<0.000100	---	---
Sodium	mg/l	---	---	---	---	---	---	---	---	---	---	---	---	---	---	---	18.10	---	---	---
Thallium	mg/l	---	---	---	---	0.7	DIS	0.15	DIS	0.075	TRC	0.001	TRC	0.075	TRC	<0.00200	<0.00200	---	---	AZ Fish Consumption*
Zinc	mg/l	25	TRC	0.80602	DIS	0.08494	DIS	0.08494	DIS	280	TRC	5.106	TRC	280	TRC	<0.01000	0.01600	<0.01000	---	---

The hardness value used for calculation of hardness-dependent standards is the hardness of the sample itself, not the hardness of a receiving water.
* Detection limit exceeds standard
‡ For comparison only - no analysis exists

Station Name	DC 7.1 C
Sample ID	RESE-1001231
Sample Date	9/7/2005 9:00:00 AM
Basin	Devils Canyon Watershed
Sub-basin	unknown
QC Type	Original data

Surface Water Hydrochemical Data

MONTGOMERY & ASSOCIATES

Parameters and Constituents		Standards														Results				
Name	Units	AZ Agricultural Livestock Watering		AZ Aquatic and Wildlife - Ephemeral Acute		AZ Aquatic and Wildlife - Warm Water Acute		AZ Aquatic and Wildlife - Warm Water Chronic		AZ Full Body Contact		AZ Fish Consumption		AZ Partial Body Contact		Dissolved Results	Total Results	Total Recoverable Results	Field Results	Use Exceeded
		Standard	Fraction	Standard	Fraction	Standard	Fraction	Standard	Fraction	Standard	Fraction	Standard	Fraction	Standard	Fraction					
Bacteria																				
E. Coli	MPN/100ml	---	---	---	---	---	---	---	---	235	---	---	---	575	---	---	7.0	---	---	---
Total Coliforms	MPN/100ml	---	---	---	---	---	---	---	---	---	---	---	---	---	---	---	240	---	---	---
Field Parameters																				
Depth of Water	in	---	---	---	---	---	---	---	---	---	---	---	---	---	---	---	---	---	9.25	---
Dissolved oxygen	mg/l	---	---	---	---	6	---	6	---	---	---	---	---	---	---	---	---	---	6.85	---
Flow Rate	gallons/minute	---	---	---	---	---	---	---	---	---	---	---	---	---	---	---	---	---	3.06	---
pH (Field)	s.u.	6.5 - 9	---	6.5 - 9	---	6.5 - 9	---	6.5 - 9	---	6.5 - 9	---	---	---	6.5 - 9	---	---	---	---	8.00	---
Specific Conductance (Field)	uS/cm	---	---	---	---	---	---	---	---	---	---	---	---	---	---	---	---	---	242.9	---
Temperature (Field)	Deg C	---	---	---	---	---	---	---	---	---	---	---	---	---	---	---	---	---	25.40	---
Turbidity (Field)	NTUs	---	---	---	---	---	---	---	---	---	---	---	---	---	---	---	---	---	1.58	---
Inorganics																				
Alkalinity (as CaCO3)	mg/l	---	---	---	---	---	---	---	---	---	---	---	---	---	---	---	119.0	---	---	---
Bicarbonate (Calculated by M&A)	mg/l	---	---	---	---	---	---	---	---	---	---	---	---	---	---	---	145.2	---	---	---
Bicarbonate Alkalinity (as CaCO3)	mg/l	---	---	---	---	---	---	---	---	---	---	---	---	---	---	---	119.0	---	---	---
Bromide	mg/l	---	---	---	---	---	---	---	---	---	---	---	---	---	---	---	0.165	---	---	---
Carbonate (Calculated by M&A)	mg/l	---	---	---	---	---	---	---	---	---	---	---	---	---	---	---	--	---	---	---
Carbonate Alkalinity (as CaCO3)	mg/l	---	---	---	---	---	---	---	---	---	---	---	---	---	---	---	<1.00	---	---	---
Chloride	mg/l	---	---	---	---	---	---	---	---	---	---	---	---	---	---	---	8.21	---	---	---
Fluoride	mg/l	---	---	---	---	---	---	---	---	140	---	---	---	140	---	---	0.209	---	---	---
Hardness (as CaCO3)	mg/l	---	---	---	---	---	---	---	---	---	---	---	---	---	---	---	81.9	---	---	---
Nitrate as N	mg/l	---	---	---	---	---	---	---	---	3733.33	---	---	---	3733.33	---	---	<0.10	---	---	---
Nitrate+Nitrite as N	mg/l	---	---	---	---	---	---	---	---	---	---	---	---	---	---	---	<0.20	---	---	---
Nitrate+Nitrite as N (calculated by M&A)	mg/l	---	---	---	---	---	---	---	---	3733.33	---	---	---	3733.33	---	---	--	---	---	---
Nitrite as N	mg/l	---	---	---	---	---	---	---	---	233.33	---	---	---	233.33	---	---	<0.10	---	---	---
Ortho-Phosphate	mg/l	---	---	---	---	---	---	---	---	---	---	---	---	---	---	---	<0.50	---	---	---
Silica	mg/l	---	---	---	---	---	---	---	---	---	---	---	---	---	---	---	48.3	---	---	---
Sulfate	mg/l	---	---	---	---	---	---	---	---	---	---	---	---	---	---	---	1.38	---	---	---
Sulfide	mg/l	---	---	---	---	---	---	---	---	---	---	---	---	---	---	---	<1.00	---	---	---
Lab Parameters																				
Color	Color Units	---	---	---	---	---	---	---	---	---	---	---	---	---	---	---	19.0	---	---	---
Total Dissolved Solids (Laboratory)	mg/l	---	---	---	---	---	---	---	---	---	---	---	---	---	---	---	173.0	---	---	---
Total Suspended Solids	mg/l	---	---	---	---	---	---	---	---	---	---	---	---	---	---	---	<5.00	---	---	---
Metals																				
Aluminum	mg/l	---	---	---	---	---	---	---	---	---	---	---	---	---	---	---	<0.0300	---	---	---
Antimony	mg/l	---	---	---	---	0.088	DIS	0.03	DIS	0.747	TRC	0.64	TRC	0.747	TRC	<0.00300	<0.00300	<0.00300	---	---
Arsenic	mg/l	0.2	TRC	0.44	DIS	0.34	DIS	0.15	DIS	0.03	TRC	0.08	TRC	0.28	TRC	0.00880	0.00810	0.00770	---	---
Barium	mg/l	---	---	---	---	---	---	---	---	98	TRC	---	---	98	TRC	0.0294	---	---	---	---
Beryllium	mg/l	---	---	---	---	---	---	---	---	1.867	TRC	0.084	TRC	1.867	TRC	<0.00200	<0.00200	<0.00200	---	---
Boron	mg/l	---	---	---	---	---	---	---	---	186.667	TRC	---	---	186.667	TRC	---	<0.0400	---	---	---
Cadmium	mg/l	0.05	---	0.01878	DIS	0.006481	DIS	0.000489	DIS	0.7	TRC	0.084	TRC	0.7	TRC	<0.000080	<0.000100	<0.000200	---	---
Calcium	mg/l	---	---	---	---	---	---	---	---	---	---	---	---	---	---	---	24.10	---	---	---
Chromium	mg/l	1	---	---	---	---	---	---	---	---	---	---	---	---	---	<0.00600	---	<0.00600	---	---
Chromium, Hexavalent‡	mg/l	---	---	0.034	DIS	0.016	DIS	0.011	DIS	2.8	TRC	0.15	TRC	2.8	TRC	<0.00600	---	<0.00600	---	---
Chromium, Trivalent‡	mg/l	---	---	1.62326	TRC	0.48381	TRC	0.06293	TRC	1400	TRC	75	TRC	1400	TRC	<0.00600	---	<0.00600	---	---
Cobalt	mg/l	---	---	---	---	---	---	---	---	---	---	---	---	---	---	---	<0.00600	---	---	---
Copper	mg/l	0.5	TRC	0.01927	DIS	0.01113	DIS	0.00755	DIS	1.3	TRC	---	---	1.3	TRC	<0.01000	<0.01000	<0.01000	---	AZ Aquatic and Wildlife - Warm Water Chronic*

Station Name	DC 7.1 C
Sample ID	RESE-1001231
Sample Date	9/7/2005 9:00:00 AM
Basin	Devils Canyon Watershed
Sub-basin	unknown
QC Type	Original data

Surface Water Hydrochemical Data

MONTGOMERY & ASSOCIATES

Parameters and Constituents		Standards														Results				
Name	Units	AZ Agricultural Livestock Watering		AZ Aquatic and Wildlife - Ephemeral Acute		AZ Aquatic and Wildlife - Warm Water Acute		AZ Aquatic and Wildlife - Warm Water Chronic		AZ Full Body Contact		AZ Fish Consumption		AZ Partial Body Contact		Dissolved Results	Total Results	Total Recoverable Results	Field Results	Use Exceeded
		Standard	Fraction	Standard	Fraction	Standard	Fraction	Standard	Fraction	Standard	Fraction	Standard	Fraction	Standard	Fraction					
Metals																				
Iron	mg/l	---	---	---	---	---	---	1	DIS	---	---	---	---	---	---	---	0.1090	---	---	---
Lead	mg/l	0.1	TRC	0.109592	DIS	0.051928	DIS	0.002024	DIS	0.015	TRC	---	---	0.015	TRC	<0.003000	<0.003000	<0.003000	---	AZ Aquatic and Wildlife - Warm Water Chronic*
Magnesium	mg/l	---	---	---	---	---	---	---	---	---	---	---	---	---	---	---	5.28	---	---	---
Manganese	mg/l	---	---	---	---	---	---	---	---	130.66701	---	---	---	130.66701	---	---	---	0.04520	---	---
Mercury	mg/l	0.01	TRC	0.005	DIS	0.0024	DIS	0.00001	DIS	0.28	TRC	---	---	0.28	TRC	<0.00020	<0.00020	---	---	AZ Aquatic and Wildlife - Warm Water Chronic*
Molybdenum	mg/l	---	---	---	---	---	---	---	---	---	---	---	---	---	---	---	<0.00800	---	---	---
Nickel	mg/l	---	---	3.51203	DIS	0.39546	DIS	0.04392	DIS	28	TRC	0.511	TRC	28	TRC	<0.01000	---	<0.01000	---	---
Potassium	mg/l	---	---	---	---	---	---	---	---	---	---	---	---	---	---	---	2.53	---	---	---
Selenium	mg/l	0.05	TRC	0.033	TRC	---	---	0.002	TRC	4.667	TRC	0.667	TRC	4.667	TRC	---	<0.00300	<0.00300	---	AZ Aquatic and Wildlife - Warm Water Chronic*
Silver	mg/l	---	---	0.002282	DIS	0.002282	DIS	---	---	4.667	TRC	8	TRC	4.667	TRC	<0.000100	<0.000100	<0.000100	---	---
Sodium	mg/l	---	---	---	---	---	---	---	---	---	---	---	---	---	---	---	18.90	---	---	---
Thallium	mg/l	---	---	---	---	0.7	DIS	0.15	DIS	0.075	TRC	0.001	TRC	0.075	TRC	<0.00200	<0.00200	---	---	AZ Fish Consumption*
Zinc	mg/l	25	TRC	0.93892	DIS	0.09894	DIS	0.09894	DIS	280	TRC	5.106	TRC	280	TRC	<0.01000	<0.01000	<0.01000	---	---
Other																				
Anions (Laboratory)	meq/l	---	---	---	---	---	---	---	---	---	---	---	---	---	---	---	2.650	---	---	---
Cations (Laboratory)	meq/l	---	---	---	---	---	---	---	---	---	---	---	---	---	---	---	2.510	---	---	---
Ion Balance (Laboratory)	%	---	---	---	---	---	---	---	---	---	---	---	---	---	---	---	-2.71	---	---	---
Total Dissolved Solids (Calc by Lab)	mg/l	---	---	---	---	---	---	---	---	---	---	---	---	---	---	---	193.0	---	---	---

The hardness value used for calculation of hardness-dependent standards is the hardness of the sample itself, not the hardness of a receiving water.
* Detection limit exceeds standard
‡ For comparison only - no analysis exists

Station Name	DC 7.1 C
Sample ID	RESE-1002195
Sample Date	11/30/2011 11:10:00 AM
Basin	Devils Canyon Watershed
Sub-basin	unknown
QC Type	Original data

Surface Water Hydrochemical Data

MONTGOMERY & ASSOCIATES

Parameters and Constituents		Standards														Results				
Name	Units	AZ Agricultural Livestock Watering		AZ Aquatic and Wildlife - Ephemeral Acute		AZ Aquatic and Wildlife - Warm Water Acute		AZ Aquatic and Wildlife - Warm Water Chronic		AZ Full Body Contact		AZ Fish Consumption		AZ Partial Body Contact		Dissolved Results	Total Results	Total Recoverable Results	Field Results	Use Exceeded
		Standard	Fraction	Standard	Fraction	Standard	Fraction	Standard	Fraction	Standard	Fraction	Standard	Fraction	Standard	Fraction					
Field Parameters																				
Dissolved oxygen	mg/l	---	---	---	---	6	---	6	---	---	---	---	---	---	---	---	---	---	8.35	---
Flow Rate	gallons/minute	---	---	---	---	---	---	---	---	---	---	---	---	---	---	---	---	---	32.50 j	---
pH (Field)	s.u.	6.5 - 9	---	6.5 - 9	---	6.5 - 9	---	6.5 - 9	---	6.5 - 9	---	---	---	6.5 - 9	---	---	---	---	8.30	---
Specific Conductance (Field)	uS/cm	---	---	---	---	---	---	---	---	---	---	---	---	---	---	---	---	---	297.0	---
Temperature (Field)	Deg C	---	---	---	---	---	---	---	---	---	---	---	---	---	---	---	---	---	11.30	---
Turbidity (Field)	NTUs	---	---	---	---	---	---	---	---	---	---	---	---	---	---	---	---	---	0.55	---
Inorganics																				
Alkalinity (as CaCO3)	mg/l	---	---	---	---	---	---	---	---	---	---	---	---	---	---	---	164.0	---	---	---
Bicarbonate (Calculated by M&A)	mg/l	---	---	---	---	---	---	---	---	---	---	---	---	---	---	---	200.1	---	---	---
Bicarbonate Alkalinity (as CaCO3)	mg/l	---	---	---	---	---	---	---	---	---	---	---	---	---	---	---	164.0	---	---	---
Bromide	mg/l	---	---	---	---	---	---	---	---	---	---	---	---	---	---	---	<0.100	---	---	---
Carbonate (Calculated by M&A)	mg/l	---	---	---	---	---	---	---	---	---	---	---	---	---	---	---	--	---	---	---
Carbonate Alkalinity (as CaCO3)	mg/l	---	---	---	---	---	---	---	---	---	---	---	---	---	---	---	<1.00	---	---	---
Chloride	mg/l	---	---	---	---	---	---	---	---	---	---	---	---	---	---	---	11.10	---	---	---
Fluoride	mg/l	---	---	---	---	---	---	---	---	140	---	---	---	140	---	---	0.330	---	---	---
Hardness (as CaCO3)	mg/l	---	---	---	---	---	---	---	---	---	---	---	---	---	---	---	---	106.0	---	---
Silica	mg/l	---	---	---	---	---	---	---	---	---	---	---	---	---	---	43.7	---	---	---	---
Sulfate	mg/l	---	---	---	---	---	---	---	---	---	---	---	---	---	---	---	9.27	---	---	---
Lab Parameters																				
Total Dissolved Solids (Laboratory)	mg/l	---	---	---	---	---	---	---	---	---	---	---	---	---	---	---	207.0	---	---	---
Total Suspended Solids	mg/l	---	---	---	---	---	---	---	---	---	---	---	---	---	---	---	<5.00	---	---	---
Metals																				
Aluminum	mg/l	---	---	---	---	---	---	---	---	---	---	---	---	---	---	<0.0800	---	---	---	---
Antimony	mg/l	---	---	---	---	0.088	DIS	0.03	DIS	0.747	TRC	0.64	TRC	0.747	TRC	<0.00300	---	<0.00300	---	---
Arsenic	mg/l	0.2	TRC	0.44	DIS	0.34	DIS	0.15	DIS	0.03	TRC	0.08	TRC	0.28	TRC	<0.02500	---	<0.02500	---	---
Barium	mg/l	---	---	---	---	---	---	---	---	98	TRC	---	---	98	TRC	---	---	0.0248	---	---
Beryllium	mg/l	---	---	---	---	---	---	---	---	1.867	TRC	0.084	TRC	1.867	TRC	---	---	<0.00200	---	---
Boron	mg/l	---	---	---	---	---	---	---	---	186.667	TRC	---	---	186.667	TRC	---	---	<0.0400	---	---
Cadmium	mg/l	0.05	---	0.024134	DIS	0.008328	DIS	0.000585	DIS	0.7	TRC	0.084	TRC	0.7	TRC	<0.000026	---	<0.002000	---	---
Calcium	mg/l	---	---	---	---	---	---	---	---	---	---	---	---	---	---	---	---	30.80	---	---
Chromium	mg/l	1	---	---	---	---	---	---	---	---	---	---	---	---	---	---	---	<0.00600	---	---
Chromium, Hexavalent‡	mg/l	---	---	0.034	DIS	0.016	DIS	0.011	DIS	2.8	TRC	0.15	TRC	2.8	TRC	---	---	<0.00600	---	---
Chromium, Trivalent‡	mg/l	---	---	2.00509	TRC	0.59761	TRC	0.07774	TRC	1400	TRC	75	TRC	1400	TRC	---	---	<0.00600	---	---
Cobalt	mg/l	---	---	---	---	---	---	---	---	---	---	---	---	---	---	<0.00600	---	---	---	---
Copper	mg/l	0.5	TRC	0.02457	DIS	0.0142	DIS	0.00941	DIS	1.3	TRC	---	---	1.3	TRC	0.00174	---	<0.01000	---	---
Iron	mg/l	---	---	---	---	---	---	1	DIS	---	---	---	---	---	---	<0.0600	---	---	---	---
Lead	mg/l	0.1	TRC	0.145214	DIS	0.068807	DIS	0.002681	DIS	0.015	TRC	---	---	0.015	TRC	<0.000042	---	<0.003000	---	---
Magnesium	mg/l	---	---	---	---	---	---	---	---	---	---	---	---	---	---	---	---	7.05	---	---
Manganese	mg/l	---	---	---	---	---	---	---	---	130.66701	---	---	---	130.66701	---	0.00460	---	0.00470	---	---
Mercury	mg/l	0.01	TRC	0.005	DIS	0.0024	DIS	0.00001	DIS	0.28	TRC	---	---	0.28	TRC	---	<0.00020	---	---	AZ Aquatic and Wildlife - Warm Water Chronic*
Molybdenum	mg/l	---	---	---	---	---	---	---	---	---	---	---	---	---	---	<0.00800	---	---	---	---
Nickel	mg/l	---	---	4.36847	DIS	0.4919	DIS	0.05463	DIS	28	TRC	0.511	TRC	28	TRC	0.00207	---	<0.01000	---	---
Potassium	mg/l	---	---	---	---	---	---	---	---	---	---	---	---	---	---	---	---	1.53	---	---
Selenium	mg/l	0.05	TRC	0.033	TRC	---	---	0.002	TRC	4.667	TRC	0.667	TRC	4.667	TRC	---	---	<0.00070	---	---
Silver	mg/l	---	---	0.003556	DIS	0.003556	DIS	---	---	4.667	TRC	8	TRC	4.667	TRC	<0.000100	---	<0.005000	---	---

Station Name	DC 7.1 C
Sample ID	RESE-1002195
Sample Date	11/30/2011 11:10:00 AM
Basin	Devils Canyon Watershed
Sub-basin	unknown
QC Type	Original data

Surface Water Hydrochemical Data

MONTGOMERY & ASSOCIATES

Parameters and Constituents		Standards														Results				
Name	Units	AZ Agricultural Livestock Watering		AZ Aquatic and Wildlife - Ephemeral Acute		AZ Aquatic and Wildlife - Warm Water Acute		AZ Aquatic and Wildlife - Warm Water Chronic		AZ Full Body Contact		AZ Fish Consumption		AZ Partial Body Contact		Dissolved Results	Total Results	Total Recoverable Results	Field Results	Use Exceeded
		Standard	Fraction	Standard	Fraction	Standard	Fraction	Standard	Fraction	Standard	Fraction	Standard	Fraction	Standard	Fraction					
Metals																				
Sodium	mg/l	---	---	---	---	---	---	---	---	---	---	---	---	---	---	---	---	29.60	---	---
Thallium	mg/l	---	---	---	---	0.7	DIS	0.15	DIS	0.075	TRC	0.001	TRC	0.075	TRC	<0.00100	---	<0.00100	---	AZ Fish Consumption*
Zinc	mg/l	25	TRC	1.16828	DIS	0.12311	DIS	0.12311	DIS	280	TRC	5.106	TRC	280	TRC	<0.01000	---	<0.01000	---	---

The hardness value used for calculation of hardness-dependent standards is the hardness of the sample itself, not the hardness of a receiving water.
* Detection limit exceeds standard
‡ For comparison only - no analysis exists

Station Name	DC 7.1 C
Sample ID	RESE-1002233
Sample Date	5/4/2012 10:10:00 AM
Basin	Devils Canyon Watershed
Sub-basin	unknown
QC Type	Original data

Surface Water Hydrochemical Data

MONTGOMERY & ASSOCIATES

Parameters and Constituents		Standards														Results				
Name	Units	AZ Agricultural Livestock Watering		AZ Aquatic and Wildlife - Ephemeral Acute		AZ Aquatic and Wildlife - Warm Water Acute		AZ Aquatic and Wildlife - Warm Water Chronic		AZ Full Body Contact		AZ Fish Consumption		AZ Partial Body Contact		Dissolved Results	Total Results	Total Recoverable Results	Field Results	Use Exceeded
		Standard	Fraction	Standard	Fraction	Standard	Fraction	Standard	Fraction	Standard	Fraction	Standard	Fraction	Standard	Fraction					
Field Parameters																				
Dissolved oxygen	mg/l	---	---	---	---	6	---	6	---	---	---	---	---	---	---	---	---	---	9.60	---
Flow Rate	gallons/minute	---	---	---	---	---	---	---	---	---	---	---	---	---	---	---	---	---	75.00 j	---
pH (Field)	s.u.	6.5 - 9	---	6.5 - 9	---	6.5 - 9	---	6.5 - 9	---	6.5 - 9	---	---	---	6.5 - 9	---	---	---	---	8.22	---
Specific Conductance (Field)	uS/cm	---	---	---	---	---	---	---	---	---	---	---	---	---	---	---	---	---	188.0	---
Temperature (Field)	Deg C	---	---	---	---	---	---	---	---	---	---	---	---	---	---	---	---	---	19.50	---
Turbidity (Field)	NTUs	---	---	---	---	---	---	---	---	---	---	---	---	---	---	---	---	---	3.47	---
Inorganics																				
Alkalinity (as CaCO3)	mg/l	---	---	---	---	---	---	---	---	---	---	---	---	---	---	---	106.0	---	---	---
Bicarbonate (Calculated by M&A)	mg/l	---	---	---	---	---	---	---	---	---	---	---	---	---	---	---	129.3	---	---	---
Bicarbonate Alkalinity (as CaCO3)	mg/l	---	---	---	---	---	---	---	---	---	---	---	---	---	---	---	106.0	---	---	---
Bromide	mg/l	---	---	---	---	---	---	---	---	---	---	---	---	---	---	---	<0.100	---	---	---
Carbonate (Calculated by M&A)	mg/l	---	---	---	---	---	---	---	---	---	---	---	---	---	---	---	--	---	---	---
Carbonate Alkalinity (as CaCO3)	mg/l	---	---	---	---	---	---	---	---	---	---	---	---	---	---	---	<1.00	---	---	---
Chloride	mg/l	---	---	---	---	---	---	---	---	---	---	---	---	---	---	---	7.14	---	---	---
Fluoride	mg/l	---	---	---	---	---	---	---	---	140	---	---	---	140	---	---	0.210	---	---	---
Hardness (as CaCO3)	mg/l	---	---	---	---	---	---	---	---	---	---	---	---	---	---	---	---	74.5	---	---
Silica	mg/l	---	---	---	---	---	---	---	---	---	---	---	---	---	---	35.7	---	---	---	---
Sulfate	mg/l	---	---	---	---	---	---	---	---	---	---	---	---	---	---	---	1.95	---	---	---
Lab Parameters																				
Total Dissolved Solids (Laboratory)	mg/l	---	---	---	---	---	---	---	---	---	---	---	---	---	---	---	146.0	---	---	---
Total Suspended Solids	mg/l	---	---	---	---	---	---	---	---	---	---	---	---	---	---	---	<5.00	---	---	---
Metals																				
Aluminum	mg/l	---	---	---	---	---	---	---	---	---	---	---	---	---	---	<0.0808	---	---	---	---
Antimony	mg/l	---	---	---	---	0.088	DIS	0.03	DIS	0.747	TRC	0.64	TRC	0.747	TRC	<0.00300	---	<0.00380	---	---
Arsenic	mg/l	0.2	TRC	0.44	DIS	0.34	DIS	0.15	DIS	0.03	TRC	0.08	TRC	0.28	TRC	<0.00670	---	0.00400 j	---	---
Barium	mg/l	---	---	---	---	---	---	---	---	98	TRC	---	---	98	TRC	---	---	0.0206	---	---
Beryllium	mg/l	---	---	---	---	---	---	---	---	1.867	TRC	0.084	TRC	1.867	TRC	---	---	<0.00031	---	---
Boron	mg/l	---	---	---	---	---	---	---	---	186.667	TRC	---	---	186.667	TRC	---	---	<0.0200	---	---
Cadmium	mg/l	0.05	---	0.087609	DIS	0.030232	DIS	0.001468	DIS	0.7	TRC	0.084	TRC	0.7	TRC	<0.000014	---	<0.000290	---	---
Calcium	mg/l	---	---	---	---	---	---	---	---	---	---	---	---	---	---	---	---	21.90	---	---
Chromium	mg/l	1	---	---	---	---	---	---	---	---	---	---	---	---	---	---	---	0.00088 j	---	---
Chromium, Hexavalent‡	mg/l	---	---	0.034	DIS	0.016	DIS	0.011	DIS	2.8	TRC	0.15	TRC	2.8	TRC	---	---	0.00088 j	---	---
Chromium, Trivalent‡	mg/l	---	---	5.9497	TRC	1.7733	TRC	0.23067	TRC	1400	TRC	75	TRC	1400	TRC	---	---	0.00088 j	---	---
Cobalt	mg/l	---	---	---	---	---	---	---	---	---	---	---	---	---	---	<0.00140	---	---	---	---
Copper	mg/l	0.5	TRC	0.08588	DIS	0.04962	DIS	0.02928	DIS	1.3	TRC	---	---	1.3	TRC	0.00200	---	0.00300 j	---	---
Iron	mg/l	---	---	---	---	---	---	1	DIS	---	---	---	---	---	---	<0.0222	---	---	---	---
Lead	mg/l	0.1	TRC	0.592712	DIS	0.280846	DIS	0.010944	DIS	0.015	TRC	---	---	0.015	TRC	<0.000059	---	<0.000072	---	---
Magnesium	mg/l	---	---	---	---	---	---	---	---	---	---	---	---	---	---	---	---	4.82	---	---
Manganese	mg/l	---	---	---	---	---	---	---	---	130.66701	---	---	---	130.66701	---	0.01650 j+	---	0.02470	---	---
Mercury	mg/l	0.01	TRC	0.005	DIS	0.0024	DIS	0.00001	DIS	0.28	TRC	---	---	0.28	TRC	---	<0.000054	---	---	AZ Aquatic and Wildlife - Warm Water Chronic*
Molybdenum	mg/l	---	---	---	---	---	---	---	---	---	---	---	---	---	---	<0.00210	---	---	---	---
Nickel	mg/l	---	---	13.43579	DIS	1.51289	DIS	0.16804	DIS	28	TRC	0.511	TRC	28	TRC	0.00130	---	<0.00200	---	---
Potassium	mg/l	---	---	---	---	---	---	---	---	---	---	---	---	---	---	---	---	1.54	---	---
Selenium	mg/l	0.05	TRC	0.033	TRC	---	---	0.002	TRC	4.667	TRC	0.667	TRC	4.667	TRC	0.00024 j	---	<0.00028	---	---
Silver	mg/l	---	---	0.034911	DIS	0.034911	DIS	---	---	4.667	TRC	8	TRC	4.667	TRC	<0.000014	---	<0.000700	---	---

Station Name	DC 7.1 C
Sample ID	RESE-1002233
Sample Date	5/4/2012 10:10:00 AM
Basin	Devils Canyon Watershed
Sub-basin	unknown
QC Type	Original data

Surface Water Hydrochemical Data

MONTGOMERY & ASSOCIATES

Parameters and Constituents		Standards														Results				
Name	Units	AZ Agricultural Livestock Watering		AZ Aquatic and Wildlife - Ephemeral Acute		AZ Aquatic and Wildlife - Warm Water Acute		AZ Aquatic and Wildlife - Warm Water Chronic		AZ Full Body Contact		AZ Fish Consumption		AZ Partial Body Contact		Dissolved Results	Total Results	Total Recoverable Results	Field Results	Use Exceeded
		Standard	Fraction	Standard	Fraction	Standard	Fraction	Standard	Fraction	Standard	Fraction	Standard	Fraction	Standard	Fraction					
Metals																				
Sodium	mg/l	---	---	---	---	---	---	---	---	---	---	---	---	---	---	---	---	17.70	---	---
Strontium (by isotope dilution)	ppm	---	---	---	---	---	---	---	---	---	---	---	---	---	---	---	0.1236	---	---	---
Thallium	mg/l	---	---	---	---	0.7	DIS	0.15	DIS	0.075	TRC	0.001	TRC	0.075	TRC	<0.000008	---	<0.000009	---	---
Zinc	mg/l	25	TRC	3.5994	DIS	0.3793	DIS	0.3793	DIS	280	TRC	5.106	TRC	280	TRC	<0.00260	---	<0.00130	---	---
Radiogenic Isotopes																				
Carbon 14	pmC	---	---	---	---	---	---	---	---	---	---	---	---	---	---	---	100.50	---	---	---
Strontium 87/86	none	---	---	---	---	---	---	---	---	---	---	---	---	---	---	---	0.710065	---	---	---
Tritium	TU	---	---	---	---	---	---	---	---	---	---	---	---	---	---	---	2.01	---	---	---
Stable Isotopes																				
Delta Carbon-13 of DIC	per mil	---	---	---	---	---	---	---	---	---	---	---	---	---	---	---	-13.3	---	---	---
Delta Deuterium	per mil	---	---	---	---	---	---	---	---	---	---	---	---	---	---	---	-59.2	---	---	---
Delta Oxygen-18	per mil	---	---	---	---	---	---	---	---	---	---	---	---	---	---	---	-7.78	---	---	---
Delta Oxygen-18 of Sulfate	per mil	---	---	---	---	---	---	---	---	---	---	---	---	---	---	---	2.3	---	---	---
Delta Sulfur-34	per mil	---	---	---	---	---	---	---	---	---	---	---	---	---	---	---	14.3	---	---	---

The hardness value used for calculation of hardness-dependent standards is the hardness of the sample itself, not the hardness of a receiving water.
* Detection limit exceeds standard
‡ For comparison only - no analysis exists

Explanation of Codes

Absent = Analyte not present
ge = Greater than or equal to reported value
i = Insufficient sample
j = Estimated value
j+ = Estimated value, high bias
j- = Estimated value, low bias
Lost = Sample lost in processing
n = Not measured
na = Not available
Present = Analyte was detected

ND = Not Detected
Not Applicable = Analyte not applicable
q = Uncertain value
r = Unusable data
< = Less than reported detection limit
> = Greater than reported value
d = Diluted. Diluted samples are indicated only when value is estimated.
LD = Laboratory duplicate
SP = Split sample
SPD = Split-Duplicate

Station Name	DC 6.14 C
Sample ID	RESE-1002013
Sample Date	8/20/2008 10:30:00 AM
Basin	Devils Canyon Watershed
Sub-basin	unknown
QC Type	Original data

Surface Water Hydrochemical Data

MONTGOMERY & ASSOCIATES

Parameters and Constituents		Standards														Results				
Name	Units	AZ Agricultural Livestock Watering		AZ Aquatic and Wildlife - Ephemeral Acute		AZ Aquatic and Wildlife - Warm Water Acute		AZ Aquatic and Wildlife - Warm Water Chronic		AZ Full Body Contact		AZ Fish Consumption		AZ Partial Body Contact		Dissolved Results	Total Results	Total Recoverable Results	Field Results	Use Exceeded
		Standard	Fraction	Standard	Fraction	Standard	Fraction	Standard	Fraction	Standard	Fraction	Standard	Fraction	Standard	Fraction					
Bacteria																				
E. Coli	none	---	---	---	---	---	---	---	---	235	---	---	---	575	---	---	Absent	---	---	---
Total Coliforms	none	---	---	---	---	---	---	---	---	---	---	---	---	---	---	---	Present	---	---	---
Field Parameters																				
Dissolved oxygen	mg/l	---	---	---	---	6	---	6	---	---	---	---	---	---	---	---	---	---	8.53	---
Flow Rate	gallons/minute	---	---	---	---	---	---	---	---	---	---	---	---	---	---	---	---	---	3.0	---
pH (Field)	s.u.	6.5 - 9	---	6.5 - 9	---	6.5 - 9	---	6.5 - 9	---	6.5 - 9	---	---	---	6.5 - 9	---	---	---	---	8.68	---
Specific Conductance (Field)	uS/cm	---	---	---	---	---	---	---	---	---	---	---	---	---	---	---	---	---	244.0	---
Temperature (Field)	Deg C	---	---	---	---	---	---	---	---	---	---	---	---	---	---	---	---	---	26.10	---
Turbidity (Field)	NTUs	---	---	---	---	---	---	---	---	---	---	---	---	---	---	---	---	---	1.48	---
Inorganics																				
Alkalinity (as CaCO3)	mg/l	---	---	---	---	---	---	---	---	---	---	---	---	---	---	115.0	114.0	---	---	---
Bicarbonate (Calculated by M&A)	mg/l	---	---	---	---	---	---	---	---	---	---	---	---	---	---	139.1	---	---	---	---
Bicarbonate Alkalinity (as CaCO3)	mg/l	---	---	---	---	---	---	---	---	---	---	---	---	---	---	114.0	113.0	---	---	---
Bromide	mg/l	---	---	---	---	---	---	---	---	---	---	---	---	---	---	---	0.573	---	---	---
Carbonate (Calculated by M&A)	mg/l	---	---	---	---	---	---	---	---	---	---	---	---	---	---	1.0	---	---	---	---
Carbonate Alkalinity (as CaCO3)	mg/l	---	---	---	---	---	---	---	---	---	---	---	---	---	---	1.6	1.9	---	---	---
Chloride	mg/l	---	---	---	---	---	---	---	---	---	---	---	---	---	---	9.52	9.64	---	---	---
Fluoride	mg/l	---	---	---	---	---	---	---	---	140	---	---	---	140	---	---	<0.100	---	---	---
Hardness (as CaCO3)	mg/l	---	---	---	---	---	---	---	---	---	---	---	---	---	---	---	89.0	---	---	---
Hydroxide Alkalinity (as CaCO3)	mg/l	---	---	---	---	---	---	---	---	---	---	---	---	---	---	<1.0	<1.0	---	---	---
Nitrate as N	mg/l	---	---	---	---	---	---	---	---	3733.33	---	---	---	3733.33	---	---	<0.20	---	---	---
Nitrate+Nitrite as N (calculated by M&A)	mg/l	---	---	---	---	---	---	---	---	3733.33	---	---	---	3733.33	---	---	--	---	---	---
Nitrite as N	mg/l	---	---	---	---	---	---	---	---	233.33	---	---	---	233.33	---	---	<0.10	---	---	---
Orthophosphate as P	mg/l	---	---	---	---	---	---	---	---	---	---	---	---	---	---	---	<0.20	---	---	---
Silica	mg/l	---	---	---	---	---	---	---	---	---	---	---	---	---	---	38.5	---	---	---	---
Sulfate	mg/l	---	---	---	---	---	---	---	---	---	---	---	---	---	---	3.54	3.53	---	---	---
Lab Parameters																				
Total Dissolved Solids (Laboratory)	mg/l	---	---	---	---	---	---	---	---	---	---	---	---	---	---	---	160	---	---	---
Total Suspended Solids	mg/l	---	---	---	---	---	---	---	---	---	---	---	---	---	---	---	11.0 j	---	---	---
Metals																				
Aluminum	mg/l	---	---	---	---	---	---	---	---	---	---	---	---	---	---	<0.0141	---	---	---	---
Antimony	mg/l	---	---	---	---	0.088	DIS	0.03	DIS	0.747	TRC	0.64	TRC	0.747	TRC	<0.00010	<0.00040	---	---	---
Arsenic	mg/l	0.2	TRC	0.44	DIS	0.34	DIS	0.15	DIS	0.03	TRC	0.08	TRC	0.28	TRC	<0.0066	<0.0065	---	---	---
Barium	mg/l	---	---	---	---	---	---	---	---	98	TRC	---	---	98	TRC	0.0292	---	---	---	---
Beryllium	mg/l	---	---	---	---	---	---	---	---	1.867	TRC	0.084	TRC	1.867	TRC	<0.00036	<0.00036	---	---	---
Boron	mg/l	---	---	---	---	---	---	---	---	186.667	TRC	---	---	186.667	TRC	---	0.0258 j	---	---	---
Cadmium	mg/l	0.05	---	0.087609	DIS	0.030232	DIS	0.001468	DIS	0.7	TRC	0.084	TRC	0.7	TRC	<0.000034	<0.000960	---	---	---
Calcium	mg/l	---	---	---	---	---	---	---	---	---	---	---	---	---	---	23.90	26.10	---	---	---
Chromium	mg/l	1	---	---	---	---	---	---	---	---	---	---	---	---	---	---	<0.0010	---	---	---
Chromium, Hexavalent‡	mg/l	---	---	0.034	DIS	0.016	DIS	0.011	DIS	2.8	TRC	0.15	TRC	2.8	TRC	---	<0.0010	---	---	---
Chromium, Trivalent‡	mg/l	---	---	5.9497	TRC	1.7733	TRC	0.2307	TRC	1400	TRC	75	TRC	1400	TRC	---	<0.0010	---	---	---
Cobalt	mg/l	---	---	---	---	---	---	---	---	---	---	---	---	---	---	<0.00065	---	---	---	---
Copper	mg/l	0.5	TRC	0.08588	DIS	0.04962	DIS	0.02928	DIS	1.3	TRC	---	---	1.3	TRC	0.00220	<0.00390	---	---	---
Iron	mg/l	---	---	---	---	---	---	1	DIS	---	---	---	---	---	---	<0.0202	---	---	---	---
Lead	mg/l	0.1	TRC	0.592712	DIS	0.280846	DIS	0.010944	DIS	0.015	TRC	---	---	0.015	TRC	<0.000043	<0.000172	---	---	---
Magnesium	mg/l	---	---	---	---	---	---	---	---	---	---	---	---	---	---	5.58	5.81	---	---	---

Station Name	DC 6.14 C
Sample ID	RESE-1002013
Sample Date	8/20/2008 10:30:00 AM
Basin	Devils Canyon Watershed
Sub-basin	unknown
QC Type	Original data

Surface Water Hydrochemical Data

MONTGOMERY & ASSOCIATES

Parameters and Constituents		Standards														Results				
Name	Units	AZ Agricultural Livestock Watering		AZ Aquatic and Wildlife - Ephemeral Acute		AZ Aquatic and Wildlife - Warm Water Acute		AZ Aquatic and Wildlife - Warm Water Chronic		AZ Full Body Contact		AZ Fish Consumption		AZ Partial Body Contact		Dissolved Results	Total Results	Total Recoverable Results	Field Results	Use Exceeded
		Standard	Fraction	Standard	Fraction	Standard	Fraction	Standard	Fraction	Standard	Fraction	Standard	Fraction	Standard	Fraction					
Metals																				
Manganese	mg/l	---	---	---	---	---	---	---	---	130.667	---	---	---	130.667	---	<0.0013	0.0062 j	---	---	---
Mercury	mg/l	0.01	TRC	0.005	DIS	0.0024	DIS	0.00001	DIS	0.28	TRC	---	---	0.28	TRC	<0.000064	<0.000064	---	---	AZ Aquatic and Wildlife - Warm Water Chronic*
Molybdenum	mg/l	---	---	---	---	---	---	---	---	---	---	---	---	---	---	<0.0023	---	---	---	---
Nickel	mg/l	---	---	13.43579	DIS	1.51289	DIS	0.16804	DIS	28	TRC	0.511	TRC	28	TRC	<0.00230	<0.00230	---	---	---
Potassium	mg/l	---	---	---	---	---	---	---	---	---	---	---	---	---	---	2.35	2.64	---	---	---
Selenium	mg/l	0.05	TRC	0.033	TRC	---	---	0.002	TRC	4.667	TRC	0.667	TRC	4.667	TRC	---	<0.00040	---	---	---
Silver	mg/l	---	---	0.034911	DIS	0.034911	DIS	---	---	4.667	TRC	8	TRC	4.667	TRC	<0.000017	<0.000790	---	---	---
Sodium	mg/l	---	---	---	---	---	---	---	---	---	---	---	---	---	---	17.00	17.90	---	---	---
Strontium	mg/l	---	---	---	---	---	---	---	---	---	---	---	---	---	---	0.1400	---	---	---	---
Strontium (by isotope dilution)	ppm	---	---	---	---	---	---	---	---	---	---	---	---	---	---	---	0.1557	---	---	---
Thallium	mg/l	---	---	---	---	0.7	DIS	0.15	DIS	0.075	TRC	0.001	TRC	0.075	TRC	<0.000018	<0.000072	---	---	---
Uranium	mg/l	---	---	---	---	---	---	---	---	2.8	---	---	---	2.8	---	---	<0.0003	---	---	---
Zinc	mg/l	25	TRC	3.5994	DIS	0.3793	DIS	0.3793	DIS	280	TRC	5.106	TRC	280	TRC	<0.0019	<0.0019	---	---	---
Other																				
Dissolved Organic Carbon	mg/l	---	---	---	---	---	---	---	---	---	---	---	---	---	---	---	---	---	<5.66	---
Radiogenic Isotopes																				
Strontium 87/86	none	---	---	---	---	---	---	---	---	---	---	---	---	---	---	---	0.710040	---	---	---
Tritium	TU	---	---	---	---	---	---	---	---	---	---	---	---	---	---	---	3.80	---	---	---
Radiologicals																				
Gross Alpha	pCi/l	---	---	---	---	---	---	---	---	---	---	---	---	---	---	---	3.9	---	---	---
Gross Beta	pCi/l	---	---	---	---	---	---	---	---	---	---	---	---	---	---	---	<3.2	---	---	---
Uranium Activity (Calc 907.0)	pCi/l	---	---	---	---	---	---	---	---	---	---	---	---	---	---	---	<0.2	---	---	---
Radionuclides																				
Radium 226	pCi/l	---	---	---	---	---	---	---	---	---	---	---	---	---	---	---	<0.24	---	---	---
Radium 226 + Radium 228	pCi/l	---	---	---	---	---	---	---	---	---	---	---	---	---	---	---	--	---	---	---
Radium 228	pCi/l	---	---	---	---	---	---	---	---	---	---	---	---	---	---	---	<1.2	---	---	---
Uranium 234	pCi/l	---	---	---	---	---	---	---	---	---	---	---	---	---	---	---	<0.2	---	---	---
Uranium 235	pCi/l	---	---	---	---	---	---	---	---	---	---	---	---	---	---	---	<0.2	---	---	---
Uranium 238	pCi/l	---	---	---	---	---	---	---	---	---	---	---	---	---	---	---	<0.2	---	---	---
Stable Isotopes																				
Delta Deuterium	per mil	---	---	---	---	---	---	---	---	---	---	---	---	---	---	---	-82.0	---	---	---
Delta Oxygen-18	per mil	---	---	---	---	---	---	---	---	---	---	---	---	---	---	---	-10.50	---	---	---
Delta Oxygen-18 of Sulfate	per mil	---	---	---	---	---	---	---	---	---	---	---	---	---	---	---	13.4	---	---	---
Delta Sulfur-34	per mil	---	---	---	---	---	---	---	---	---	---	---	---	---	---	---	6.7	---	---	---

The hardness value used for calculation of hardness-dependent standards is the hardness of the sample itself, not the hardness of a receiving water.

* Detection limit exceeds standard

‡ For comparison only - no analysis exists

Station Name	DC 6.14 C
Sample ID	RESE-1002037
Sample Date	11/12/2008 1:00:00 PM
Basin	Devils Canyon Watershed
Sub-basin	unknown
QC Type	Original data

Surface Water Hydrochemical Data

MONTGOMERY & ASSOCIATES

Parameters and Constituents		Standards														Results				
Name	Units	AZ Agricultural Livestock Watering		AZ Aquatic and Wildlife - Ephemeral Acute		AZ Aquatic and Wildlife - Warm Water Acute		AZ Aquatic and Wildlife - Warm Water Chronic		AZ Full Body Contact		AZ Fish Consumption		AZ Partial Body Contact		Dissolved Results	Total Results	Total Recoverable Results	Field Results	Use Exceeded
		Standard	Fraction	Standard	Fraction	Standard	Fraction	Standard	Fraction	Standard	Fraction	Standard	Fraction	Standard	Fraction					
Field Parameters																				
Dissolved oxygen	mg/l	---	---	---	---	6	---	6	---	---	---	---	---	---	---	---	---	---	8.12	---
Flow Rate	gallons/minute	---	---	---	---	---	---	---	---	---	---	---	---	---	---	---	---	---	21.6	---
pH (Field)	s.u.	6.5 - 9	---	6.5 - 9	---	6.5 - 9	---	6.5 - 9	---	6.5 - 9	---	---	---	6.5 - 9	---	---	---	---	7.71	---
Specific Conductance (Field)	uS/cm	---	---	---	---	---	---	---	---	---	---	---	---	---	---	---	---	---	223.0	---
Temperature (Field)	Deg C	---	---	---	---	---	---	---	---	---	---	---	---	---	---	---	---	---	13.30	---
Turbidity (Field)	NTUs	---	---	---	---	---	---	---	---	---	---	---	---	---	---	---	---	---	0.81	---
Inorganics																				
Alkalinity (as CaCO3)	mg/l	---	---	---	---	---	---	---	---	---	---	---	---	---	---	---	113.0	---	---	---
Bicarbonate (Calculated by M&A)	mg/l	---	---	---	---	---	---	---	---	---	---	---	---	---	---	---	137.9	---	---	---
Bicarbonate Alkalinity (as CaCO3)	mg/l	---	---	---	---	---	---	---	---	---	---	---	---	---	---	---	113.0	---	---	---
Bromide	mg/l	---	---	---	---	---	---	---	---	---	---	---	---	---	---	---	0.131	---	---	---
Carbonate (Calculated by M&A)	mg/l	---	---	---	---	---	---	---	---	---	---	---	---	---	---	---	--	---	---	---
Carbonate Alkalinity (as CaCO3)	mg/l	---	---	---	---	---	---	---	---	---	---	---	---	---	---	---	<1.0	---	---	---
Chloride	mg/l	---	---	---	---	---	---	---	---	---	---	---	---	---	---	---	9.64	---	---	---
Fluoride	mg/l	---	---	---	---	---	---	---	---	140	---	---	---	140	---	---	0.283	---	---	---
Hardness (as CaCO3)	mg/l	---	---	---	---	---	---	---	---	---	---	---	---	---	---	85.0	---	---	---	---
Nitrate as N	mg/l	---	---	---	---	---	---	---	---	3733.33	---	---	---	3733.33	---	---	<0.20	---	---	---
Nitrate+Nitrite as N	mg/l	---	---	---	---	---	---	---	---	---	---	---	---	---	---	---	<0.30	---	---	---
Nitrate+Nitrite as N (calculated by M&A)	mg/l	---	---	---	---	---	---	---	---	3733.33	---	---	---	3733.33	---	---	--	---	---	---
Nitrite as N	mg/l	---	---	---	---	---	---	---	---	233.33	---	---	---	233.33	---	---	<0.10	---	---	---
Orthophosphate as P	mg/l	---	---	---	---	---	---	---	---	---	---	---	---	---	---	---	<0.20	---	---	---
Silica	mg/l	---	---	---	---	---	---	---	---	---	---	---	---	---	---	43.8	---	---	---	---
Sulfate	mg/l	---	---	---	---	---	---	---	---	---	---	---	---	---	---	---	0.45	---	---	---
Lab Parameters																				
Total Dissolved Solids (Laboratory)	mg/l	---	---	---	---	---	---	---	---	---	---	---	---	---	---	---	160	---	---	---
Total Suspended Solids	mg/l	---	---	---	---	---	---	---	---	---	---	---	---	---	---	---	<5.0	---	---	---
Metals																				
Aluminum	mg/l	---	---	---	---	---	---	---	---	---	---	---	---	---	---	<0.080	---	---	---	---
Antimony	mg/l	---	---	---	---	0.088	DIS	0.03	DIS	0.747	TRC	0.64	TRC	0.747	TRC	<0.00300	---	<0.00300	---	---
Arsenic	mg/l	0.2	TRC	0.44	DIS	0.34	DIS	0.15	DIS	0.03	TRC	0.08	TRC	0.28	TRC	<0.025	---	<0.025	---	---
Barium	mg/l	---	---	---	---	---	---	---	---	98	TRC	---	---	98	TRC	0.0249	---	---	---	---
Beryllium	mg/l	---	---	---	---	---	---	---	---	1.867	TRC	0.084	TRC	1.867	TRC	<0.00200	---	<0.00200	---	---
Boron	mg/l	---	---	---	---	---	---	---	---	186.667	TRC	---	---	186.667	TRC	---	---	<0.040	---	---
Cadmium	mg/l	0.05	---	0.019471	DIS	0.006719	DIS	0.000501	DIS	0.7	TRC	0.084	TRC	0.7	TRC	<0.000200	---	0.004600	---	---
Calcium	mg/l	---	---	---	---	---	---	---	---	---	---	---	---	---	---	---	---	24.70	---	---
Chromium	mg/l	1	---	---	---	---	---	---	---	---	---	---	---	---	---	---	---	<0.0060	---	---
Chromium, Hexavalent‡	mg/l	---	---	0.034	DIS	0.016	DIS	0.011	DIS	2.8	TRC	0.15	TRC	2.8	TRC	---	---	<0.0060	---	---
Chromium, Trivalent‡	mg/l	---	---	1.6734	TRC	0.4988	TRC	0.0649	TRC	1400	TRC	75	TRC	1400	TRC	---	---	<0.0060	---	---
Cobalt	mg/l	---	---	---	---	---	---	---	---	---	---	---	---	---	---	<0.0060	---	---	---	---
Copper	mg/l	0.5	TRC	0.01996	DIS	0.01153	DIS	0.00779	DIS	1.3	TRC	---	---	1.3	TRC	0.00127	---	<0.01000	---	---
Iron	mg/l	---	---	---	---	---	---	1	DIS	---	---	---	---	---	---	<0.060	---	---	---	---
Lead	mg/l	0.1	TRC	0.114141	DIS	0.054084	DIS	0.002108	DIS	0.015	TRC	---	---	0.015	TRC	<0.003000	---	<0.003000	---	AZ Aquatic and Wildlife - Warm Water Chronic*
Magnesium	mg/l	---	---	---	---	---	---	---	---	---	---	---	---	---	---	---	---	5.68	---	---
Manganese	mg/l	---	---	---	---	---	---	---	---	130.667	---	---	---	130.667	---	0.0049	---	0.0184	---	---
Mercury	mg/l	0.01	TRC	0.005	DIS	0.0024	DIS	0.00001	DIS	0.28	TRC	---	---	0.28	TRC	<0.00020	<0.00020	---	---	AZ Aquatic and Wildlife - Warm Water Chronic*

Station Name	DC 6.14 C
Sample ID	RESE-1002037
Sample Date	11/12/2008 1:00:00 PM
Basin	Devils Canyon Watershed
Sub-basin	unknown
QC Type	Original data

Surface Water Hydrochemical Data

MONTGOMERY & ASSOCIATES

Parameters and Constituents		Standards														Results				
Name	Units	AZ Agricultural Livestock Watering		AZ Aquatic and Wildlife - Ephemeral Acute		AZ Aquatic and Wildlife - Warm Water Acute		AZ Aquatic and Wildlife - Warm Water Chronic		AZ Full Body Contact		AZ Fish Consumption		AZ Partial Body Contact		Dissolved Results	Total Results	Total Recoverable Results	Field Results	Use Exceeded
		Standard	Fraction	Standard	Fraction	Standard	Fraction	Standard	Fraction	Standard	Fraction	Standard	Fraction	Standard	Fraction					
Metals																				
Molybdenum	mg/l	---	---	---	---	---	---	---	---	---	---	---	---	---	---	<0.0080	---	---	---	---
Nickel	mg/l	---	---	3.62417	DIS	0.40809	DIS	0.04533	DIS	28	TRC	0.511	TRC	28	TRC	<0.01000	---	<0.01000	---	---
Potassium	mg/l	---	---	---	---	---	---	---	---	---	---	---	---	---	---	---	---	2.30	---	---
Selenium	mg/l	0.05	TRC	0.033	TRC	---	---	0.002	TRC	4.667	TRC	0.667	TRC	4.667	TRC	---	---	<0.00300	---	AZ Aquatic and Wildlife - Warm Water Chronic*
Silver	mg/l	---	---	0.002432	DIS	0.002432	DIS	---	---	4.667	TRC	8	TRC	4.667	TRC	<0.000100	---	<0.005000	---	---
Sodium	mg/l	---	---	---	---	---	---	---	---	---	---	---	---	---	---	---	---	17.30	---	---
Strontium	mg/l	---	---	---	---	---	---	---	---	---	---	---	---	---	---	0.1340	---	---	---	---
Thallium	mg/l	---	---	---	---	0.7	DIS	0.15	DIS	0.075	TRC	0.001	TRC	0.075	TRC	<0.00100	---	<0.00100	---	AZ Fish Consumption*
Zinc	mg/l	25	TRC	0.9689	DIS	0.1021	DIS	0.1021	DIS	280	TRC	5.106	TRC	280	TRC	<0.0100	---	<0.0100	---	---
Other																				
Dissolved Organic Carbon	mg/l	---	---	---	---	---	---	---	---	---	---	---	---	---	---	---	---	---	7.87	---
Stable Isotopes																				
Delta Deuterium	per mil	---	---	---	---	---	---	---	---	---	---	---	---	---	---	---	-68.0	---	---	---
Delta Oxygen-18	per mil	---	---	---	---	---	---	---	---	---	---	---	---	---	---	---	-8.40	---	---	---

The hardness value used for calculation of hardness-dependent standards is the hardness of the sample itself, not the hardness of a receiving water.
* Detection limit exceeds standard
‡ For comparison only - no analysis exists

Station Name	DC 6.14 C
Sample ID	RESE-1002056
Sample Date	2/18/2009 11:30:00 AM
Basin	Devils Canyon Watershed
Sub-basin	unknown
QC Type	Original data

Surface Water Hydrochemical Data

MONTGOMERY & ASSOCIATES

Parameters and Constituents		Standards														Results				
Name	Units	AZ Agricultural Livestock Watering		AZ Aquatic and Wildlife - Ephemeral Acute		AZ Aquatic and Wildlife - Warm Water Acute		AZ Aquatic and Wildlife - Warm Water Chronic		AZ Full Body Contact		AZ Fish Consumption		AZ Partial Body Contact		Dissolved Results	Total Results	Total Recoverable Results	Field Results	Use Exceeded
		Standard	Fraction	Standard	Fraction	Standard	Fraction	Standard	Fraction	Standard	Fraction	Standard	Fraction	Standard	Fraction					
Field Parameters																				
Dissolved oxygen	mg/l	---	---	---	---	6	---	6	---	---	---	---	---	---	---	---	---	---	10.20	---
Flow Rate	gallons/minute	---	---	---	---	---	---	---	---	---	---	---	---	---	---	---	---	---	24318.0	---
pH (Field)	s.u.	6.5 - 9	---	6.5 - 9	---	6.5 - 9	---	6.5 - 9	---	6.5 - 9	---	---	---	6.5 - 9	---	---	---	---	7.59	---
Specific Conductance (Field)	uS/cm	---	---	---	---	---	---	---	---	---	---	---	---	---	---	---	---	---	71.7	---
Temperature (Field)	Deg C	---	---	---	---	---	---	---	---	---	---	---	---	---	---	---	---	---	9.50	---
Turbidity (Field)	NTUs	---	---	---	---	---	---	---	---	---	---	---	---	---	---	---	---	---	11.72	---
Inorganics																				
Alkalinity (as CaCO3)	mg/l	---	---	---	---	---	---	---	---	---	---	---	---	---	---	---	9.7	---	---	---
Bicarbonate (Calculated by M&A)	mg/l	---	---	---	---	---	---	---	---	---	---	---	---	---	---	---	11.8	---	---	---
Bicarbonate Alkalinity (as CaCO3)	mg/l	---	---	---	---	---	---	---	---	---	---	---	---	---	---	---	9.7	---	---	---
Bromide	mg/l	---	---	---	---	---	---	---	---	---	---	---	---	---	---	---	<0.100	---	---	---
Carbonate (Calculated by M&A)	mg/l	---	---	---	---	---	---	---	---	---	---	---	---	---	---	---	--	---	---	---
Carbonate Alkalinity (as CaCO3)	mg/l	---	---	---	---	---	---	---	---	---	---	---	---	---	---	---	<1.0	---	---	---
Chloride	mg/l	---	---	---	---	---	---	---	---	---	---	---	---	---	---	---	3.02	---	---	---
Fluoride	mg/l	---	---	---	---	---	---	---	---	140	---	---	---	140	---	---	<0.100	---	---	---
Hardness (as CaCO3)	mg/l	---	---	---	---	---	---	---	---	---	---	---	---	---	---	18.3	---	---	---	---
Silica	mg/l	---	---	---	---	---	---	---	---	---	---	---	---	---	---	21.3	---	---	---	---
Sulfate	mg/l	---	---	---	---	---	---	---	---	---	---	---	---	---	---	---	10.70	---	---	---
Lab Parameters																				
Total Dissolved Solids (Laboratory)	mg/l	---	---	---	---	---	---	---	---	---	---	---	---	---	---	---	99	---	---	---
Total Suspended Solids	mg/l	---	---	---	---	---	---	---	---	---	---	---	---	---	---	---	5.0	---	---	---
Metals																				
Aluminum	mg/l	---	---	---	---	---	---	---	---	---	---	---	---	---	---	0.165	---	---	---	---
Antimony	mg/l	---	---	---	---	0.088	DIS	0.03	DIS	0.747	TRC	0.64	TRC	0.747	TRC	<0.00300	---	<0.00300	---	---
Arsenic	mg/l	0.2	TRC	0.44	DIS	0.34	DIS	0.15	DIS	0.03	TRC	0.08	TRC	0.28	TRC	<0.025	---	<0.025	---	---
Barium	mg/l	---	---	---	---	---	---	---	---	98	TRC	---	---	98	TRC	0.0112	---	---	---	---
Beryllium	mg/l	---	---	---	---	---	---	---	---	1.867	TRC	0.084	TRC	1.867	TRC	<0.00200	---	<0.00200	---	---
Boron	mg/l	---	---	---	---	---	---	---	---	186.667	TRC	---	---	186.667	TRC	---	---	<0.040	---	---
Cadmium	mg/l	0.05	---	0.004363	DIS	0.001505	DIS	0.000172	DIS	0.7	TRC	0.084	TRC	0.7	TRC	<0.000034	---	<0.002000	---	---
Calcium	mg/l	---	---	---	---	---	---	---	---	---	---	---	---	---	---	---	---	5.13	---	---
Chromium	mg/l	1	---	---	---	---	---	---	---	---	---	---	---	---	---	---	---	<0.0060	---	---
Chromium, Hexavalent‡	mg/l	---	---	0.034	DIS	0.016	DIS	0.011	DIS	2.8	TRC	0.15	TRC	2.8	TRC	---	---	<0.0060	---	---
Chromium, Trivalent‡	mg/l	---	---	0.4757	TRC	0.1418	TRC	0.0184	TRC	1400	TRC	75	TRC	1400	TRC	---	---	<0.0060	---	---
Cobalt	mg/l	---	---	---	---	---	---	---	---	---	---	---	---	---	---	<0.0060	---	---	---	---
Copper	mg/l	0.5	TRC	0.0047	DIS	0.00271	DIS	0.0021	DIS	1.3	TRC	---	---	1.3	TRC	0.01170	---	0.01300	---	AZ Aquatic and Wildlife - Ephemeral Acute AZ Aquatic and Wildlife - Warm Water Acute AZ Aquatic and Wildlife - Warm Water Chronic
Iron	mg/l	---	---	---	---	---	---	1	DIS	---	---	---	---	---	---	0.097	---	---	---	---
Lead	mg/l	0.1	TRC	0.020597	DIS	0.009759	DIS	0.00038	DIS	0.015	TRC	---	---	0.015	TRC	0.000298 j	---	<0.003000	---	---
Magnesium	mg/l	---	---	---	---	---	---	---	---	---	---	---	---	---	---	---	---	1.33	---	---
Manganese	mg/l	---	---	---	---	---	---	---	---	130.667	---	---	---	130.667	---	0.0105	---	0.0097	---	---
Mercury	mg/l	0.01	TRC	0.005	DIS	0.0024	DIS	0.00001	DIS	0.28	TRC	---	---	0.28	TRC	---	<0.00020	---	---	AZ Aquatic and Wildlife - Warm Water Chronic*
Molybdenum	mg/l	---	---	---	---	---	---	---	---	---	---	---	---	---	---	<0.0080	---	---	---	---
Nickel	mg/l	---	---	0.98845	DIS	0.1113	DIS	0.01236	DIS	28	TRC	0.511	TRC	28	TRC	0.00120	---	<0.01000	---	---
Potassium	mg/l	---	---	---	---	---	---	---	---	---	---	---	---	---	---	---	---	1.35	---	---

Station Name	DC 6.14 C
Sample ID	RESE-1002056
Sample Date	2/18/2009 11:30:00 AM
Basin	Devils Canyon Watershed
Sub-basin	unknown
QC Type	Original data

Surface Water Hydrochemical Data

MONTGOMERY & ASSOCIATES

Parameters and Constituents		Standards														Results				
Name	Units	AZ Agricultural Livestock Watering		AZ Aquatic and Wildlife - Ephemeral Acute		AZ Aquatic and Wildlife - Warm Water Acute		AZ Aquatic and Wildlife - Warm Water Chronic		AZ Full Body Contact		AZ Fish Consumption		AZ Partial Body Contact		Dissolved Results	Total Results	Total Recoverable Results	Field Results	Use Exceeded
		Standard	Fraction	Standard	Fraction	Standard	Fraction	Standard	Fraction	Standard	Fraction	Standard	Fraction	Standard	Fraction					
Metals																				
Selenium	mg/l	0.05	TRC	0.033	TRC	---	---	0.002	TRC	4.667	TRC	0.667	TRC	4.667	TRC	---	---	0.00016 jd	---	---
Silver	mg/l	---	---	0.000173	DIS	0.000173	DIS	---	---	4.667	TRC	8	TRC	4.667	TRC	<0.000100	---	<0.005000	---	---
Sodium	mg/l	---	---	---	---	---	---	---	---	---	---	---	---	---	---	---	---	4.59	---	---
Strontium	mg/l	---	---	---	---	---	---	---	---	---	---	---	---	---	---	0.0313	---	---	---	---
Thallium	mg/l	---	---	---	---	0.7	DIS	0.15	DIS	0.075	TRC	0.001	TRC	0.075	TRC	<0.00100	---	<0.00100	---	AZ Fish Consumption*
Zinc	mg/l	25	TRC	0.2637	DIS	0.0278	DIS	0.0278	DIS	280	TRC	5.106	TRC	280	TRC	<0.0100	---	<0.0100	---	---
Other																				
Dissolved Organic Carbon	mg/l	---	---	---	---	---	---	---	---	---	---	---	---	---	---	---	---	---	12.40	---
Mercury, Low Level	ng/l	---	---	---	---	---	---	---	---	---	---	---	---	---	---	1.00	---	---	---	---
Stable Isotopes																				
Delta Deuterium	per mil	---	---	---	---	---	---	---	---	---	---	---	---	---	---	---	-50.0	---	---	---
Delta Oxygen-18	per mil	---	---	---	---	---	---	---	---	---	---	---	---	---	---	---	-8.00	---	---	---
Delta Oxygen-18 of Sulfate	per mil	---	---	---	---	---	---	---	---	---	---	---	---	---	---	---	7.3	---	---	---
Delta Sulfur-34	per mil	---	---	---	---	---	---	---	---	---	---	---	---	---	---	---	0.6	---	---	---

The hardness value used for calculation of hardness-dependent standards is the hardness of the sample itself, not the hardness of a receiving water.
* Detection limit exceeds standard
‡ For comparison only - no analysis exists

Station Name	DC 6.14 C
Sample ID	RESE-1002078
Sample Date	5/6/2009 11:00:00 AM
Basin	Devils Canyon Watershed
Sub-basin	unknown
QC Type	Original data

Surface Water Hydrochemical Data

MONTGOMERY & ASSOCIATES

Parameters and Constituents		Standards														Results				
Name	Units	AZ Agricultural Livestock Watering		AZ Aquatic and Wildlife - Ephemeral Acute		AZ Aquatic and Wildlife - Warm Water Acute		AZ Aquatic and Wildlife - Warm Water Chronic		AZ Full Body Contact		AZ Fish Consumption		AZ Partial Body Contact		Dissolved Results	Total Results	Total Recoverable Results	Field Results	Use Exceeded
		Standard	Fraction	Standard	Fraction	Standard	Fraction	Standard	Fraction	Standard	Fraction	Standard	Fraction	Standard	Fraction					
Field Parameters																				
Dissolved oxygen	mg/l	---	---	---	---	6	---	6	---	---	---	---	---	---	---	---	---	---	8.25	---
Flow Rate	gallons/minute	---	---	---	---	---	---	---	---	---	---	---	---	---	---	---	---	---	2.7	---
pH (Field)	s.u.	6.5 - 9	---	6.5 - 9	---	6.5 - 9	---	6.5 - 9	---	6.5 - 9	---	---	---	6.5 - 9	---	---	---	---	7.02	---
Specific Conductance (Field)	uS/cm	---	---	---	---	---	---	---	---	---	---	---	---	---	---	---	---	---	191.0	---
Temperature (Field)	Deg C	---	---	---	---	---	---	---	---	---	---	---	---	---	---	---	---	---	18.90	---
Turbidity (Field)	NTUs	---	---	---	---	---	---	---	---	---	---	---	---	---	---	---	---	---	0.48	---
Inorganics																				
Alkalinity (as CaCO3)	mg/l	---	---	---	---	---	---	---	---	---	---	---	---	---	---	---	95.7	---	---	---
Bicarbonate (Calculated by M&A)	mg/l	---	---	---	---	---	---	---	---	---	---	---	---	---	---	---	116.8	---	---	---
Bicarbonate Alkalinity (as CaCO3)	mg/l	---	---	---	---	---	---	---	---	---	---	---	---	---	---	---	95.7	---	---	---
Bromide	mg/l	---	---	---	---	---	---	---	---	---	---	---	---	---	---	---	<0.100	---	---	---
Carbonate (Calculated by M&A)	mg/l	---	---	---	---	---	---	---	---	---	---	---	---	---	---	---	--	---	---	---
Carbonate Alkalinity (as CaCO3)	mg/l	---	---	---	---	---	---	---	---	---	---	---	---	---	---	---	<1.0	---	---	---
Chloride	mg/l	---	---	---	---	---	---	---	---	---	---	---	---	---	---	---	8.24	---	---	---
Fluoride	mg/l	---	---	---	---	---	---	---	---	140	---	---	---	140	---	---	<0.100	---	---	---
Hardness (as CaCO3)	mg/l	---	---	---	---	---	---	---	---	---	---	---	---	---	---	71.3	---	---	---	---
Silica	mg/l	---	---	---	---	---	---	---	---	---	---	---	---	---	---	34.1	---	---	---	---
Sulfate	mg/l	---	---	---	---	---	---	---	---	---	---	---	---	---	---	---	1.81	---	---	---
Lab Parameters																				
Total Dissolved Solids (Laboratory)	mg/l	---	---	---	---	---	---	---	---	---	---	---	---	---	---	---	114	---	---	---
Total Suspended Solids	mg/l	---	---	---	---	---	---	---	---	---	---	---	---	---	---	---	5.0	---	---	---
Metals																				
Aluminum	mg/l	---	---	---	---	---	---	---	---	---	---	---	---	---	---	<0.080	---	---	---	---
Antimony	mg/l	---	---	---	---	0.088	DIS	0.03	DIS	0.747	TRC	0.64	TRC	0.747	TRC	<0.00300	---	<0.00300	---	---
Arsenic	mg/l	0.2	TRC	0.44	DIS	0.34	DIS	0.15	DIS	0.03	TRC	0.08	TRC	0.28	TRC	<0.025	---	<0.025	---	---
Barium	mg/l	---	---	---	---	---	---	---	---	98	TRC	---	---	98	TRC	0.0242	---	---	---	---
Beryllium	mg/l	---	---	---	---	---	---	---	---	1.867	TRC	0.084	TRC	1.867	TRC	<0.00200	---	<0.00200	---	---
Boron	mg/l	---	---	---	---	---	---	---	---	186.667	TRC	---	---	186.667	TRC	---	---	<0.040	---	---
Cadmium	mg/l	0.05	---	0.016411	DIS	0.005663	DIS	0.000444	DIS	0.7	TRC	0.084	TRC	0.7	TRC	<0.000024	---	<0.002000	---	---
Calcium	mg/l	---	---	---	---	---	---	---	---	---	---	---	---	---	---	---	---	20.60	---	---
Chromium	mg/l	1	---	---	---	---	---	---	---	---	---	---	---	---	---	---	---	<0.0060	---	---
Chromium, Hexavalent‡	mg/l	---	---	0.034	DIS	0.016	DIS	0.011	DIS	2.8	TRC	0.15	TRC	2.8	TRC	---	---	<0.0060	---	---
Chromium, Trivalent‡	mg/l	---	---	1.4491	TRC	0.4319	TRC	0.0562	TRC	1400	TRC	75	TRC	1400	TRC	---	---	<0.0060	---	---
Cobalt	mg/l	---	---	---	---	---	---	---	---	---	---	---	---	---	---	<0.0060	---	---	---	---
Copper	mg/l	0.5	TRC	0.01691	DIS	0.00977	DIS	0.00671	DIS	1.3	TRC	---	---	1.3	TRC	0.00134	---	<0.01000	---	---
Iron	mg/l	---	---	---	---	---	---	1	DIS	---	---	---	---	---	---	<0.060	---	---	---	---
Lead	mg/l	0.1	TRC	0.094128	DIS	0.044601	DIS	0.001738	DIS	0.015	TRC	---	---	0.015	TRC	<0.000053	---	<0.003000	---	---
Magnesium	mg/l	---	---	---	---	---	---	---	---	---	---	---	---	---	---	---	---	4.83	---	---
Manganese	mg/l	---	---	---	---	---	---	---	---	130.667	---	---	---	130.667	---	0.0090	---	0.0079	---	---
Mercury	mg/l	0.01	TRC	0.005	DIS	0.0024	DIS	0.00001	DIS	0.28	TRC	---	---	0.28	TRC	---	<0.00020	---	---	AZ Aquatic and Wildlife - Warm Water Chronic*
Molybdenum	mg/l	---	---	---	---	---	---	---	---	---	---	---	---	---	---	<0.0080	---	---	---	---
Nickel	mg/l	---	---	3.12345	DIS	0.3517	DIS	0.03906	DIS	28	TRC	0.511	TRC	28	TRC	<0.00100	---	<0.01000	---	---
Potassium	mg/l	---	---	---	---	---	---	---	---	---	---	---	---	---	---	---	---	2.05	---	---
Selenium	mg/l	0.05	TRC	0.033	TRC	---	---	0.002	TRC	4.667	TRC	0.667	TRC	4.667	TRC	---	---	<0.00030	---	---
Silver	mg/l	---	---	0.001798	DIS	0.001798	DIS	---	---	4.667	TRC	8	TRC	4.667	TRC	<0.000100	---	<0.005000	---	---

Station Name	DC 6.14 C
Sample ID	RESE-1002078
Sample Date	5/6/2009 11:00:00 AM
Basin	Devils Canyon Watershed
Sub-basin	unknown
QC Type	Original data

Surface Water Hydrochemical Data

MONTGOMERY & ASSOCIATES

Parameters and Constituents		Standards														Results				
Name	Units	AZ Agricultural Livestock Watering		AZ Aquatic and Wildlife - Ephemeral Acute		AZ Aquatic and Wildlife - Warm Water Acute		AZ Aquatic and Wildlife - Warm Water Chronic		AZ Full Body Contact		AZ Fish Consumption		AZ Partial Body Contact		Dissolved Results	Total Results	Total Recoverable Results	Field Results	Use Exceeded
		Standard	Fraction	Standard	Fraction	Standard	Fraction	Standard	Fraction	Standard	Fraction	Standard	Fraction	Standard	Fraction					
Metals																				
Sodium	mg/l	---	---	---	---	---	---	---	---	---	---	---	---	---	---	---	---	16.10	---	---
Strontium	mg/l	---	---	---	---	---	---	---	---	---	---	---	---	---	---	0.1220	---	---	---	---
Thallium	mg/l	---	---	---	---	0.7	DIS	0.15	DIS	0.075	TRC	0.001	TRC	0.075	TRC	<0.00100	---	<0.00100	---	AZ Fish Consumption*
Zinc	mg/l	25	TRC	0.8349	DIS	0.088	DIS	0.088	DIS	280	TRC	5.106	TRC	280	TRC	<0.0100	---	<0.0100	---	---
Other																				
Dissolved Organic Carbon	mg/l	---	---	---	---	---	---	---	---	---	---	---	---	---	---	---	---	---	4.20	---
Mercury, Low Level	ng/l	---	---	---	---	---	---	---	---	---	---	---	---	---	---	<0.50	---	---	---	---
Radiogenic Isotopes																				
Tritium	TU	---	---	---	---	---	---	---	---	---	---	---	---	---	---	---	2.80	---	---	---
Stable Isotopes																				
Delta Deuterium	per mil	---	---	---	---	---	---	---	---	---	---	---	---	---	---	---	-55.0	---	---	---
Delta Oxygen-18	per mil	---	---	---	---	---	---	---	---	---	---	---	---	---	---	---	-7.80	---	---	---
Delta Oxygen-18 of Sulfate	per mil	---	---	---	---	---	---	---	---	---	---	---	---	---	---	---	i	---	---	---
Delta Sulfur-34	per mil	---	---	---	---	---	---	---	---	---	---	---	---	---	---	---	15.8	---	---	---

The hardness value used for calculation of hardness-dependent standards is the hardness of the sample itself, not the hardness of a receiving water.
* Detection limit exceeds standard
‡ For comparison only - no analysis exists

Station Name	DC 6.14 C
Sample ID	RESE-1002196
Sample Date	11/30/2011 12:30:00 PM
Basin	Devils Canyon Watershed
Sub-basin	unknown
QC Type	Original data

Surface Water Hydrochemical Data

MONTGOMERY & ASSOCIATES

Parameters and Constituents		Standards														Results				
Name	Units	AZ Agricultural Livestock Watering		AZ Aquatic and Wildlife - Ephemeral Acute		AZ Aquatic and Wildlife - Warm Water Acute		AZ Aquatic and Wildlife - Warm Water Chronic		AZ Full Body Contact		AZ Fish Consumption		AZ Partial Body Contact		Dissolved Results	Total Results	Total Recoverable Results	Field Results	Use Exceeded
		Standard	Fraction	Standard	Fraction	Standard	Fraction	Standard	Fraction	Standard	Fraction	Standard	Fraction	Standard	Fraction					
Field Parameters																				
Dissolved oxygen	mg/l	---	---	---	---	6	---	6	---	---	---	---	---	---	---	---	---	---	6.89	---
Flow Rate	gallons/minute	---	---	---	---	---	---	---	---	---	---	---	---	---	---	---	---	---	40.0 j	---
pH (Field)	s.u.	6.5 - 9	---	6.5 - 9	---	6.5 - 9	---	6.5 - 9	---	6.5 - 9	---	---	---	6.5 - 9	---	---	---	---	7.53	---
Specific Conductance (Field)	uS/cm	---	---	---	---	---	---	---	---	---	---	---	---	---	---	---	---	---	278.0	---
Temperature (Field)	Deg C	---	---	---	---	---	---	---	---	---	---	---	---	---	---	---	---	---	13.00	---
Turbidity (Field)	NTUs	---	---	---	---	---	---	---	---	---	---	---	---	---	---	---	---	---	0.89	---
Inorganics																				
Alkalinity (as CaCO3)	mg/l	---	---	---	---	---	---	---	---	---	---	---	---	---	---	---	139.0	---	---	---
Bicarbonate (Calculated by M&A)	mg/l	---	---	---	---	---	---	---	---	---	---	---	---	---	---	---	169.6	---	---	---
Bicarbonate Alkalinity (as CaCO3)	mg/l	---	---	---	---	---	---	---	---	---	---	---	---	---	---	---	139.0	---	---	---
Bromide	mg/l	---	---	---	---	---	---	---	---	---	---	---	---	---	---	---	0.100	---	---	---
Carbonate (Calculated by M&A)	mg/l	---	---	---	---	---	---	---	---	---	---	---	---	---	---	---	--	---	---	---
Carbonate Alkalinity (as CaCO3)	mg/l	---	---	---	---	---	---	---	---	---	---	---	---	---	---	---	<1.0	---	---	---
Chloride	mg/l	---	---	---	---	---	---	---	---	---	---	---	---	---	---	---	12.40	---	---	---
Fluoride	mg/l	---	---	---	---	---	---	---	---	140	---	---	---	140	---	---	0.190	---	---	---
Hardness (as CaCO3)	mg/l	---	---	---	---	---	---	---	---	---	---	---	---	---	---	---	---	101.0	---	---
Silica	mg/l	---	---	---	---	---	---	---	---	---	---	---	---	---	---	33.8	---	---	---	---
Sulfate	mg/l	---	---	---	---	---	---	---	---	---	---	---	---	---	---	---	15.10	---	---	---
Lab Parameters																				
Total Dissolved Solids (Laboratory)	mg/l	---	---	---	---	---	---	---	---	---	---	---	---	---	---	---	184	---	---	---
Total Suspended Solids	mg/l	---	---	---	---	---	---	---	---	---	---	---	---	---	---	---	<5.0	---	---	---
Metals																				
Aluminum	mg/l	---	---	---	---	---	---	---	---	---	---	---	---	---	---	<0.080	---	---	---	---
Antimony	mg/l	---	---	---	---	0.088	DIS	0.03	DIS	0.747	TRC	0.64	TRC	0.747	TRC	<0.00300	---	<0.00300	---	---
Arsenic	mg/l	0.2	TRC	0.44	DIS	0.34	DIS	0.15	DIS	0.03	TRC	0.08	TRC	0.28	TRC	<0.025	---	<0.025	---	---
Barium	mg/l	---	---	---	---	---	---	---	---	98	TRC	---	---	98	TRC	---	---	0.0316	---	---
Beryllium	mg/l	---	---	---	---	---	---	---	---	1.867	TRC	0.084	TRC	1.867	TRC	---	---	<0.00200	---	---
Boron	mg/l	---	---	---	---	---	---	---	---	186.667	TRC	---	---	186.667	TRC	---	---	<0.040	---	---
Cadmium	mg/l	0.05	---	0.023027	DIS	0.007946	DIS	0.000565	DIS	0.7	TRC	0.084	TRC	0.7	TRC	<0.000026	---	<0.002000	---	---
Calcium	mg/l	---	---	---	---	---	---	---	---	---	---	---	---	---	---	---	---	29.30	---	---
Chromium	mg/l	1	---	---	---	---	---	---	---	---	---	---	---	---	---	---	---	<0.0060	---	---
Chromium, Hexavalent‡	mg/l	---	---	0.034	DIS	0.016	DIS	0.011	DIS	2.8	TRC	0.15	TRC	2.8	TRC	---	---	<0.0060	---	---
Chromium, Trivalent‡	mg/l	---	---	1.9273	TRC	0.5744	TRC	0.0747	TRC	1400	TRC	75	TRC	1400	TRC	---	---	<0.0060	---	---
Cobalt	mg/l	---	---	---	---	---	---	---	---	---	---	---	---	---	---	<0.0060	---	---	---	---
Copper	mg/l	0.5	TRC	0.02348	DIS	0.01357	DIS	0.00903	DIS	1.3	TRC	---	---	1.3	TRC	0.00161	---	<0.01000	---	---
Iron	mg/l	---	---	---	---	---	---	1	DIS	---	---	---	---	---	---	<0.060	---	---	---	---
Lead	mg/l	0.1	TRC	0.13778	DIS	0.065285	DIS	0.002544	DIS	0.015	TRC	---	---	0.015	TRC	<0.000042	---	<0.003000	---	---
Magnesium	mg/l	---	---	---	---	---	---	---	---	---	---	---	---	---	---	---	---	6.89	---	---
Manganese	mg/l	---	---	---	---	---	---	---	---	130.667	---	---	---	130.667	---	<0.0040	---	<0.0040	---	---
Mercury	mg/l	0.01	TRC	0.005	DIS	0.0024	DIS	0.00001	DIS	0.28	TRC	---	---	0.28	TRC	---	<0.00020	---	---	AZ Aquatic and Wildlife - Warm Water Chronic*
Molybdenum	mg/l	---	---	---	---	---	---	---	---	---	---	---	---	---	---	<0.0080	---	---	---	---
Nickel	mg/l	---	---	4.1935	DIS	0.47219	DIS	0.05245	DIS	28	TRC	0.511	TRC	28	TRC	0.00178	---	<0.01000	---	---
Potassium	mg/l	---	---	---	---	---	---	---	---	---	---	---	---	---	---	---	---	2.20	---	---
Selenium	mg/l	0.05	TRC	0.033	TRC	---	---	0.002	TRC	4.667	TRC	0.667	TRC	4.667	TRC	---	---	<0.00070	---	---
Silver	mg/l	---	---	0.003272	DIS	0.003272	DIS	---	---	4.667	TRC	8	TRC	4.667	TRC	<0.000100	---	<0.005000	---	---

Surface Water Hydrochemical Data

Station Name	DC 6.14 C
Sample ID	RESE-1002196
Sample Date	11/30/2011 12:30:00 PM
Basin	Devils Canyon Watershed
Sub-basin	unknown
QC Type	Original data

Parameters and Constituents		Standards														Results				
Name	Units	AZ Agricultural Livestock Watering		AZ Aquatic and Wildlife - Ephemeral Acute		AZ Aquatic and Wildlife - Warm Water Acute		AZ Aquatic and Wildlife - Warm Water Chronic		AZ Full Body Contact		AZ Fish Consumption		AZ Partial Body Contact		Dissolved Results	Total Results	Total Recoverable Results	Field Results	Use Exceeded
		Standard	Fraction	Standard	Fraction	Standard	Fraction	Standard	Fraction	Standard	Fraction	Standard	Fraction	Standard	Fraction					
Metals																				
Sodium	mg/l	---	---	---	---	---	---	---	---	---	---	---	---	---	---	---	---	24.50	---	---
Thallium	mg/l	---	---	---	---	0.7	DIS	0.15	DIS	0.075	TRC	0.001	TRC	0.075	TRC	<0.00100	---	<0.00100	---	AZ Fish Consumption*
Zinc	mg/l	25	TRC	1.1214	DIS	0.1182	DIS	0.1182	DIS	280	TRC	5.106	TRC	280	TRC	<0.0100	---	<0.0100	---	---

The hardness value used for calculation of hardness-dependent standards is the hardness of the sample itself, not the hardness of a receiving water.
* Detection limit exceeds standard
‡ For comparison only - no analysis exists

Station Name	DC 6.14 C
Sample ID	RESE-1002219
Sample Date	3/2/2012 12:45:00 PM
Basin	Devils Canyon Watershed
Sub-basin	unknown
QC Type	Original data

Surface Water Hydrochemical Data

MONTGOMERY & ASSOCIATES

Parameters and Constituents		Standards														Results				
Name	Units	AZ Agricultural Livestock Watering		AZ Aquatic and Wildlife - Ephemeral Acute		AZ Aquatic and Wildlife - Warm Water Acute		AZ Aquatic and Wildlife - Warm Water Chronic		AZ Full Body Contact		AZ Fish Consumption		AZ Partial Body Contact		Dissolved Results	Total Results	Total Recoverable Results	Field Results	Use Exceeded
		Standard	Fraction	Standard	Fraction	Standard	Fraction	Standard	Fraction	Standard	Fraction	Standard	Fraction	Standard	Fraction					
Field Parameters																				
Dissolved oxygen	mg/l	---	---	---	---	6	---	6	---	---	---	---	---	---	---	---	---	---	7.61	---
Flow Rate	gallons/minute	---	---	---	---	---	---	---	---	---	---	---	---	---	---	---	---	---	110.0 j	---
pH (Field)	s.u.	6.5 - 9	---	6.5 - 9	---	6.5 - 9	---	6.5 - 9	---	6.5 - 9	---	---	---	6.5 - 9	---	---	---	---	7.81	---
Specific Conductance (Field)	uS/cm	---	---	---	---	---	---	---	---	---	---	---	---	---	---	---	---	---	197.3	---
Temperature (Field)	Deg C	---	---	---	---	---	---	---	---	---	---	---	---	---	---	---	---	---	13.60	---
Turbidity (Field)	NTUs	---	---	---	---	---	---	---	---	---	---	---	---	---	---	---	---	---	2.40	---
Inorganics																				
Alkalinity (as CaCO3)	mg/l	---	---	---	---	---	---	---	---	---	---	---	---	---	---	---	80.2	---	---	---
Bicarbonate (Calculated by M&A)	mg/l	---	---	---	---	---	---	---	---	---	---	---	---	---	---	---	97.8	---	---	---
Bicarbonate Alkalinity (as CaCO3)	mg/l	---	---	---	---	---	---	---	---	---	---	---	---	---	---	---	80.2	---	---	---
Bromide	mg/l	---	---	---	---	---	---	---	---	---	---	---	---	---	---	---	<0.100	---	---	---
Carbonate (Calculated by M&A)	mg/l	---	---	---	---	---	---	---	---	---	---	---	---	---	---	---	--	---	---	---
Carbonate Alkalinity (as CaCO3)	mg/l	---	---	---	---	---	---	---	---	---	---	---	---	---	---	---	<1.0	---	---	---
Chloride	mg/l	---	---	---	---	---	---	---	---	---	---	---	---	---	---	---	7.08	---	---	---
Fluoride	mg/l	---	---	---	---	---	---	---	---	140	---	---	---	140	---	---	0.200	---	---	---
Hardness (as CaCO3)	mg/l	---	---	---	---	---	---	---	---	---	---	---	---	---	---	---	---	63.6	---	---
Silica	mg/l	---	---	---	---	---	---	---	---	---	---	---	---	---	---	34.4	---	---	---	---
Sulfate	mg/l	---	---	---	---	---	---	---	---	---	---	---	---	---	---	---	13.60	---	---	---
Lab Parameters																				
Total Dissolved Solids (Laboratory)	mg/l	---	---	---	---	---	---	---	---	---	---	---	---	---	---	---	137	---	---	---
Total Suspended Solids	mg/l	---	---	---	---	---	---	---	---	---	---	---	---	---	---	---	<5.0	---	---	---
Metals																				
Aluminum	mg/l	---	---	---	---	---	---	---	---	---	---	---	---	---	---	<0.080	---	---	---	---
Antimony	mg/l	---	---	---	---	0.088	DIS	0.03	DIS	0.747	TRC	0.64	TRC	0.747	TRC	<0.00300	---	<0.00300	---	---
Arsenic	mg/l	0.2	TRC	0.44	DIS	0.34	DIS	0.15	DIS	0.03	TRC	0.08	TRC	0.28	TRC	<0.025	---	<0.025	---	---
Barium	mg/l	---	---	---	---	---	---	---	---	98	TRC	---	---	98	TRC	---	---	0.0181	---	---
Beryllium	mg/l	---	---	---	---	---	---	---	---	1.867	TRC	0.084	TRC	1.867	TRC	---	---	<0.00200	---	---
Boron	mg/l	---	---	---	---	---	---	---	---	186.667	TRC	---	---	186.667	TRC	---	---	<0.040	---	---
Cadmium	mg/l	0.05	---	0.014684	DIS	0.005067	DIS	0.00041	DIS	0.7	TRC	0.084	TRC	0.7	TRC	0.000020 j	---	<0.002000	---	---
Calcium	mg/l	---	---	---	---	---	---	---	---	---	---	---	---	---	---	---	---	18.50	---	---
Chromium	mg/l	1	---	---	---	---	---	---	---	---	---	---	---	---	---	---	---	<0.0060	---	---
Chromium, Hexavalent‡	mg/l	---	---	0.034	DIS	0.016	DIS	0.011	DIS	2.8	TRC	0.15	TRC	2.8	TRC	---	---	<0.0060	---	---
Chromium, Trivalent‡	mg/l	---	---	1.3196	TRC	0.3933	TRC	0.0512	TRC	1400	TRC	75	TRC	1400	TRC	---	---	<0.0060	---	---
Cobalt	mg/l	---	---	---	---	---	---	---	---	---	---	---	---	---	---	<0.0060	---	---	---	---
Copper	mg/l	0.5	TRC	0.01519	DIS	0.00877	DIS	0.00608	DIS	1.3	TRC	---	---	1.3	TRC	0.00178	---	<0.01000	---	---
Iron	mg/l	---	---	---	---	---	---	1	DIS	---	---	---	---	---	---	<0.060	---	---	---	---
Lead	mg/l	0.1	TRC	0.082996	DIS	0.039326	DIS	0.001532	DIS	0.015	TRC	---	---	0.015	TRC	0.000074 j	---	<0.003000	---	---
Magnesium	mg/l	---	---	---	---	---	---	---	---	---	---	---	---	---	---	---	---	4.22	---	---
Manganese	mg/l	---	---	---	---	---	---	---	---	130.667	---	---	---	130.667	---	<0.0040	---	<0.0040	---	---
Mercury	mg/l	0.01	TRC	0.005	DIS	0.0024	DIS	0.00001	DIS	0.28	TRC	---	---	0.28	TRC	---	<0.00020	---	---	AZ Aquatic and Wildlife - Warm Water Chronic*
Molybdenum	mg/l	---	---	---	---	---	---	---	---	---	---	---	---	---	---	<0.0080	---	---	---	---
Nickel	mg/l	---	---	2.8356	DIS	0.31929	DIS	0.03546	DIS	28	TRC	0.511	TRC	28	TRC	0.00115	---	<0.01000	---	---
Potassium	mg/l	---	---	---	---	---	---	---	---	---	---	---	---	---	---	---	---	1.69	---	---
Selenium	mg/l	0.05	TRC	0.033	TRC	---	---	0.002	TRC	4.667	TRC	0.667	TRC	4.667	TRC	---	---	0.00032 jd	---	---
Silver	mg/l	---	---	0.001477	DIS	0.001477	DIS	---	---	4.667	TRC	8	TRC	4.667	TRC	<0.000100	---	<0.005000	---	---

Station Name	DC 6.14 C
Sample ID	RESE-1002219
Sample Date	3/2/2012 12:45:00 PM
Basin	Devils Canyon Watershed
Sub-basin	unknown
QC Type	Original data

Surface Water Hydrochemical Data

MONTGOMERY & ASSOCIATES

Parameters and Constituents		Standards														Results				
Name	Units	AZ Agricultural Livestock Watering		AZ Aquatic and Wildlife - Ephemeral Acute		AZ Aquatic and Wildlife - Warm Water Acute		AZ Aquatic and Wildlife - Warm Water Chronic		AZ Full Body Contact		AZ Fish Consumption		AZ Partial Body Contact		Dissolved Results	Total Results	Total Recoverable Results	Field Results	Use Exceeded
		Standard	Fraction	Standard	Fraction	Standard	Fraction	Standard	Fraction	Standard	Fraction	Standard	Fraction	Standard	Fraction					
Metals																				
Sodium	mg/l	---	---	---	---	---	---	---	---	---	---	---	---	---	---	---	---	15.10	---	---
Thallium	mg/l	---	---	---	---	0.7	DIS	0.15	DIS	0.075	TRC	0.001	TRC	0.075	TRC	<0.00100	---	<0.00100	---	AZ Fish Consumption*
Zinc	mg/l	25	TRC	0.7578	DIS	0.0799	DIS	0.0799	DIS	280	TRC	5.106	TRC	280	TRC	<0.0100	---	<0.0100	---	---

The hardness value used for calculation of hardness-dependent standards is the hardness of the sample itself, not the hardness of a receiving water.
* Detection limit exceeds standard
‡ For comparison only - no analysis exists

Station Name	DC 6.14 C
Sample ID	RESE-1002235
Sample Date	5/4/2012 12:45:00 PM
Basin	Devils Canyon Watershed
Sub-basin	unknown
QC Type	Original data

Surface Water Hydrochemical Data

MONTGOMERY & ASSOCIATES

Parameters and Constituents		Standards														Results				
Name	Units	AZ Agricultural Livestock Watering		AZ Aquatic and Wildlife - Ephemeral Acute		AZ Aquatic and Wildlife - Warm Water Acute		AZ Aquatic and Wildlife - Warm Water Chronic		AZ Full Body Contact		AZ Fish Consumption		AZ Partial Body Contact		Dissolved Results	Total Results	Total Recoverable Results	Field Results	Use Exceeded
		Standard	Fraction	Standard	Fraction	Standard	Fraction	Standard	Fraction	Standard	Fraction	Standard	Fraction	Standard	Fraction					
Field Parameters																				
Dissolved oxygen	mg/l	---	---	---	---	6	---	6	---	---	---	---	---	---	---	---	---	---	7.17	---
Flow Rate	gallons/minute	---	---	---	---	---	---	---	---	---	---	---	---	---	---	---	---	---	70.0 j	---
pH (Field)	s.u.	6.5 - 9	---	6.5 - 9	---	6.5 - 9	---	6.5 - 9	---	6.5 - 9	---	---	---	6.5 - 9	---	---	---	---	7.40	---
Specific Conductance (Field)	uS/cm	---	---	---	---	---	---	---	---	---	---	---	---	---	---	---	---	---	194.0	---
Temperature (Field)	Deg C	---	---	---	---	---	---	---	---	---	---	---	---	---	---	---	---	---	21.97	---
Turbidity (Field)	NTUs	---	---	---	---	---	---	---	---	---	---	---	---	---	---	---	---	---	4.80	---
Inorganics																				
Alkalinity (as CaCO3)	mg/l	---	---	---	---	---	---	---	---	---	---	---	---	---	---	---	102.0	---	---	---
Bicarbonate (Calculated by M&A)	mg/l	---	---	---	---	---	---	---	---	---	---	---	---	---	---	---	124.4	---	---	---
Bicarbonate Alkalinity (as CaCO3)	mg/l	---	---	---	---	---	---	---	---	---	---	---	---	---	---	---	102.0	---	---	---
Bromide	mg/l	---	---	---	---	---	---	---	---	---	---	---	---	---	---	---	<0.100	---	---	---
Carbonate (Calculated by M&A)	mg/l	---	---	---	---	---	---	---	---	---	---	---	---	---	---	---	--	---	---	---
Carbonate Alkalinity (as CaCO3)	mg/l	---	---	---	---	---	---	---	---	---	---	---	---	---	---	---	<1.0	---	---	---
Chloride	mg/l	---	---	---	---	---	---	---	---	---	---	---	---	---	---	---	7.81	---	---	---
Fluoride	mg/l	---	---	---	---	---	---	---	---	140	---	---	---	140	---	---	0.160	---	---	---
Hardness (as CaCO3)	mg/l	---	---	---	---	---	---	---	---	---	---	---	---	---	---	---	---	73.4	---	---
Silica	mg/l	---	---	---	---	---	---	---	---	---	---	---	---	---	---	35.5	---	---	---	---
Sulfate	mg/l	---	---	---	---	---	---	---	---	---	---	---	---	---	---	---	2.83	---	---	---
Lab Parameters																				
Total Dissolved Solids (Laboratory)	mg/l	---	---	---	---	---	---	---	---	---	---	---	---	---	---	---	126	---	---	---
Total Suspended Solids	mg/l	---	---	---	---	---	---	---	---	---	---	---	---	---	---	---	5.0	---	---	---
Metals																				
Aluminum	mg/l	---	---	---	---	---	---	---	---	---	---	---	---	---	---	<0.0808	---	---	---	---
Antimony	mg/l	---	---	---	---	0.088	DIS	0.03	DIS	0.747	TRC	0.64	TRC	0.747	TRC	<0.00300	---	<0.00015	---	---
Arsenic	mg/l	0.2	TRC	0.44	DIS	0.34	DIS	0.15	DIS	0.03	TRC	0.08	TRC	0.28	TRC	<0.0067	---	<0.0033	---	---
Barium	mg/l	---	---	---	---	---	---	---	---	98	TRC	---	---	98	TRC	---	---	0.0237	---	---
Beryllium	mg/l	---	---	---	---	---	---	---	---	1.867	TRC	0.084	TRC	1.867	TRC	---	---	<0.00031	---	---
Boron	mg/l	---	---	---	---	---	---	---	---	186.667	TRC	---	---	186.667	TRC	---	---	<0.020	---	---
Cadmium	mg/l	0.05	---	0.087609	DIS	0.030232	DIS	0.001468	DIS	0.7	TRC	0.084	TRC	0.7	TRC	<0.000014	---	<0.000290	---	---
Calcium	mg/l	---	---	---	---	---	---	---	---	---	---	---	---	---	---	---	---	21.20	---	---
Chromium	mg/l	1	---	---	---	---	---	---	---	---	---	---	---	---	---	---	---	0.00084 j	---	---
Chromium, Hexavalent‡	mg/l	---	---	0.034	DIS	0.016	DIS	0.011	DIS	2.8	TRC	0.15	TRC	2.8	TRC	---	---	0.00084 j	---	---
Chromium, Trivalent‡	mg/l	---	---	5.9497	TRC	1.7733	TRC	0.2307	TRC	1400	TRC	75	TRC	1400	TRC	---	---	0.00084 j	---	---
Cobalt	mg/l	---	---	---	---	---	---	---	---	---	---	---	---	---	---	<0.0014	---	---	---	---
Copper	mg/l	0.5	TRC	0.08588	DIS	0.04962	DIS	0.02928	DIS	1.3	TRC	---	---	1.3	TRC	0.00160	---	0.00220 j	---	---
Iron	mg/l	---	---	---	---	---	---	1	DIS	---	---	---	---	---	---	<0.0222	---	---	---	---
Lead	mg/l	0.1	TRC	0.592712	DIS	0.280846	DIS	0.010944	DIS	0.015	TRC	---	---	0.015	TRC	<0.000059	---	<0.000072	---	---
Magnesium	mg/l	---	---	---	---	---	---	---	---	---	---	---	---	---	---	---	---	5.00	---	---
Manganese	mg/l	---	---	---	---	---	---	---	---	130.667	---	---	---	130.667	---	0.0049 j+	---	0.0037	---	---
Mercury	mg/l	0.01	TRC	0.005	DIS	0.0024	DIS	0.00001	DIS	0.28	TRC	---	---	0.28	TRC	---	<0.000054	---	---	AZ Aquatic and Wildlife - Warm Water Chronic*
Molybdenum	mg/l	---	---	---	---	---	---	---	---	---	---	---	---	---	---	<0.0021	---	---	---	---
Nickel	mg/l	---	---	13.43579	DIS	1.51289	DIS	0.16804	DIS	28	TRC	0.511	TRC	28	TRC	0.00120	---	<0.00200	---	---
Potassium	mg/l	---	---	---	---	---	---	---	---	---	---	---	---	---	---	---	---	1.96	---	---
Selenium	mg/l	0.05	TRC	0.033	TRC	---	---	0.002	TRC	4.667	TRC	0.667	TRC	4.667	TRC	<0.00022	---	<0.00028	---	---
Silver	mg/l	---	---	0.034911	DIS	0.034911	DIS	---	---	4.667	TRC	8	TRC	4.667	TRC	<0.000014	---	<0.000700	---	---

Station Name	DC 6.14 C
Sample ID	RESE-1002235
Sample Date	5/4/2012 12:45:00 PM
Basin	Devils Canyon Watershed
Sub-basin	unknown
QC Type	Original data

Surface Water Hydrochemical Data

MONTGOMERY & ASSOCIATES

Parameters and Constituents		Standards														Results				
Name	Units	AZ Agricultural Livestock Watering		AZ Aquatic and Wildlife - Ephemeral Acute		AZ Aquatic and Wildlife - Warm Water Acute		AZ Aquatic and Wildlife - Warm Water Chronic		AZ Full Body Contact		AZ Fish Consumption		AZ Partial Body Contact		Dissolved Results	Total Results	Total Recoverable Results	Field Results	Use Exceeded
		Standard	Fraction	Standard	Fraction	Standard	Fraction	Standard	Fraction	Standard	Fraction	Standard	Fraction	Standard	Fraction					
Metals																				
Sodium	mg/l	---	---	---	---	---	---	---	---	---	---	---	---	---	---	---	---	16.30	---	---
Strontium (by isotope dilution)	ppm	---	---	---	---	---	---	---	---	---	---	---	---	---	---	---	0.1160	---	---	---
Thallium	mg/l	---	---	---	---	0.7	DIS	0.15	DIS	0.075	TRC	0.001	TRC	0.075	TRC	<0.000008	---	<0.000009	---	---
Zinc	mg/l	25	TRC	3.5994	DIS	0.3793	DIS	0.3793	DIS	280	TRC	5.106	TRC	280	TRC	<0.0026	---	<0.0013	---	---
Radiogenic Isotopes																				
Carbon 14	pmC	---	---	---	---	---	---	---	---	---	---	---	---	---	---	---	102.27	---	---	---
Strontium 87/86	none	---	---	---	---	---	---	---	---	---	---	---	---	---	---	---	0.710011	---	---	---
Tritium	TU	---	---	---	---	---	---	---	---	---	---	---	---	---	---	---	2.32	---	---	---
Stable Isotopes																				
Delta Carbon-13 of DIC	per mil	---	---	---	---	---	---	---	---	---	---	---	---	---	---	---	-16.0	---	---	---
Delta Deuterium	per mil	---	---	---	---	---	---	---	---	---	---	---	---	---	---	---	-58.7	---	---	---
Delta Oxygen-18	per mil	---	---	---	---	---	---	---	---	---	---	---	---	---	---	---	-7.82	---	---	---
Delta Oxygen-18 of Sulfate	per mil	---	---	---	---	---	---	---	---	---	---	---	---	---	---	---	2.4	---	---	---

The hardness value used for calculation of hardness-dependent standards is the hardness of the sample itself, not the hardness of a receiving water.
* Detection limit exceeds standard
‡ For comparison only - no analysis exists

Station Name	DC 6.14 C
Sample ID	RESE-1003066
Sample Date	11/26/2012 11:55:00 AM
Basin	Devils Canyon Watershed
Sub-basin	unknown
QC Type	Original data

Surface Water Hydrochemical Data

MONTGOMERY & ASSOCIATES

Parameters and Constituents		Standards														Results				
Name	Units	AZ Agricultural Livestock Watering		AZ Aquatic and Wildlife - Ephemeral Acute		AZ Aquatic and Wildlife - Warm Water Acute		AZ Aquatic and Wildlife - Warm Water Chronic		AZ Full Body Contact		AZ Fish Consumption		AZ Partial Body Contact		Dissolved Results	Total Results	Total Recoverable Results	Field Results	Use Exceeded
		Standard	Fraction	Standard	Fraction	Standard	Fraction	Standard	Fraction	Standard	Fraction	Standard	Fraction	Standard	Fraction					
Field Parameters																				
Dissolved oxygen	mg/l	---	---	---	---	6	---	6	---	---	---	---	---	---	---	---	---	---	8.30	---
Flow Rate	gallons/minute	---	---	---	---	---	---	---	---	---	---	---	---	---	---	---	---	---	30.0	---
pH (Field)	s.u.	6.5 - 9	---	6.5 - 9	---	6.5 - 9	---	6.5 - 9	---	6.5 - 9	---	---	---	6.5 - 9	---	---	---	---	7.93	---
Specific Conductance (Field)	uS/cm	---	---	---	---	---	---	---	---	---	---	---	---	---	---	---	---	---	339.4	---
Temperature (Field)	Deg C	---	---	---	---	---	---	---	---	---	---	---	---	---	---	---	---	---	13.30	---
Turbidity (Field)	NTUs	---	---	---	---	---	---	---	---	---	---	---	---	---	---	---	---	---	8.00	---
Inorganics																				
Alkalinity (as CaCO3)	mg/l	---	---	---	---	---	---	---	---	---	---	---	---	---	---	---	177.0	---	---	---
Bicarbonate (Calculated by M&A)	mg/l	---	---	---	---	---	---	---	---	---	---	---	---	---	---	---	215.9	---	---	---
Bicarbonate Alkalinity (as CaCO3)	mg/l	---	---	---	---	---	---	---	---	---	---	---	---	---	---	---	177.0	---	---	---
Bromide	mg/l	---	---	---	---	---	---	---	---	---	---	---	---	---	---	---	0.100	---	---	---
Carbonate (Calculated by M&A)	mg/l	---	---	---	---	---	---	---	---	---	---	---	---	---	---	---	--	---	---	---
Carbonate Alkalinity (as CaCO3)	mg/l	---	---	---	---	---	---	---	---	---	---	---	---	---	---	---	<1.0	---	---	---
Chloride	mg/l	---	---	---	---	---	---	---	---	---	---	---	---	---	---	---	9.72	---	---	---
Fluoride	mg/l	---	---	---	---	---	---	---	---	140	---	---	---	140	---	---	0.210	---	---	---
Hardness (as CaCO3)	mg/l	---	---	---	---	---	---	---	---	---	---	---	---	---	---	---	---	127.0	---	---
Silica	mg/l	---	---	---	---	---	---	---	---	---	---	---	---	---	---	38.0	---	---	---	---
Sulfate	mg/l	---	---	---	---	---	---	---	---	---	---	---	---	---	---	---	2.99	---	---	---
Lab Parameters																				
Total Dissolved Solids (Laboratory)	mg/l	---	---	---	---	---	---	---	---	---	---	---	---	---	---	---	216	---	---	---
Total Suspended Solids	mg/l	---	---	---	---	---	---	---	---	---	---	---	---	---	---	---	<5.0	---	---	---
Metals																				
Aluminum	mg/l	---	---	---	---	---	---	---	---	---	---	---	---	---	---	<0.080	---	---	---	---
Antimony	mg/l	---	---	---	---	0.088	DIS	0.03	DIS	0.747	TRC	0.64	TRC	0.747	TRC	<0.00300	---	<0.00300	---	---
Arsenic	mg/l	0.2	TRC	0.44	DIS	0.34	DIS	0.15	DIS	0.03	TRC	0.08	TRC	0.28	TRC	<0.025	---	<0.025	---	---
Barium	mg/l	---	---	---	---	---	---	---	---	98	TRC	---	---	98	TRC	---	---	0.0407	---	---
Beryllium	mg/l	---	---	---	---	---	---	---	---	1.867	TRC	0.084	TRC	1.867	TRC	---	---	<0.00200	---	---
Boron	mg/l	---	---	---	---	---	---	---	---	186.667	TRC	---	---	186.667	TRC	---	---	<0.040	---	---
Cadmium	mg/l	0.05	---	0.02877	DIS	0.009928	DIS	0.000663	DIS	0.7	TRC	0.084	TRC	0.7	TRC	<0.000014	---	<0.002000	---	---
Calcium	mg/l	---	---	---	---	---	---	---	---	---	---	---	---	---	---	---	---	36.80	---	---
Chromium	mg/l	1	---	---	---	---	---	---	---	---	---	---	---	---	---	---	---	<0.0060	---	---
Chromium, Hexavalent‡	mg/l	---	---	0.034	DIS	0.016	DIS	0.011	DIS	2.8	TRC	0.15	TRC	2.8	TRC	---	---	<0.0060	---	---
Chromium, Trivalent‡	mg/l	---	---	2.325	TRC	0.693	TRC	0.0901	TRC	1400	TRC	75	TRC	1400	TRC	---	---	<0.0060	---	---
Cobalt	mg/l	---	---	---	---	---	---	---	---	---	---	---	---	---	---	<0.0060	---	---	---	---
Copper	mg/l	0.5	TRC	0.02914	DIS	0.01683	DIS	0.01099	DIS	1.3	TRC	---	---	1.3	TRC	0.00140	---	<0.01000	---	---
Iron	mg/l	---	---	---	---	---	---	1	DIS	---	---	---	---	---	---	<0.060	---	---	---	---
Lead	mg/l	0.1	TRC	0.176632	DIS	0.083694	DIS	0.003261	DIS	0.015	TRC	---	---	0.015	TRC	<0.000058	---	<0.003000	---	---
Magnesium	mg/l	---	---	---	---	---	---	---	---	---	---	---	---	---	---	---	---	8.44	---	---
Manganese	mg/l	---	---	---	---	---	---	---	---	130.667	---	---	---	130.667	---	0.0124	---	0.0313	---	---
Mercury	mg/l	0.01	TRC	0.005	DIS	0.0024	DIS	0.00001	DIS	0.28	TRC	---	---	0.28	TRC	---	<0.00020	---	---	AZ Aquatic and Wildlife - Warm Water Chronic*
Molybdenum	mg/l	---	---	---	---	---	---	---	---	---	---	---	---	---	---	<0.0080	---	---	---	---
Nickel	mg/l	---	---	5.09024	DIS	0.57317	DIS	0.06366	DIS	28	TRC	0.511	TRC	28	TRC	<0.00100	---	<0.01000	---	---
Potassium	mg/l	---	---	---	---	---	---	---	---	---	---	---	---	---	---	---	---	2.73	---	---
Selenium	mg/l	0.05	TRC	0.033	TRC	---	---	0.002	TRC	4.667	TRC	0.667	TRC	4.667	TRC	---	---	<0.00028	---	---
Silver	mg/l	---	---	0.004852	DIS	0.004852	DIS	---	---	4.667	TRC	8	TRC	4.667	TRC	<0.000100	---	<0.005000	---	---

Surface Water Hydrochemical Data

Station Name	DC 6.14 C
Sample ID	RESE-1003066
Sample Date	11/26/2012 11:55:00 AM
Basin	Devils Canyon Watershed
Sub-basin	unknown
QC Type	Original data

Parameters and Constituents		Standards														Results				
Name	Units	AZ Agricultural Livestock Watering		AZ Aquatic and Wildlife - Ephemeral Acute		AZ Aquatic and Wildlife - Warm Water Acute		AZ Aquatic and Wildlife - Warm Water Chronic		AZ Full Body Contact		AZ Fish Consumption		AZ Partial Body Contact		Dissolved Results	Total Results	Total Recoverable Results	Field Results	Use Exceeded
		Standard	Fraction	Standard	Fraction	Standard	Fraction	Standard	Fraction	Standard	Fraction	Standard	Fraction	Standard	Fraction					
Metals																				
Sodium	mg/l	---	---	---	---	---	---	---	---	---	---	---	---	---	---	---	---	22.00	---	---
Thallium	mg/l	---	---	---	---	0.7	DIS	0.15	DIS	0.075	TRC	0.001	TRC	0.075	TRC	<0.00100	---	<0.00100	---	AZ Fish Consumption*
Zinc	mg/l	25	TRC	1.3616	DIS	0.1435	DIS	0.1435	DIS	280	TRC	5.106	TRC	280	TRC	<0.0100	---	<0.0100	---	---

The hardness value used for calculation of hardness-dependent standards is the hardness of the sample itself, not the hardness of a receiving water.
* Detection limit exceeds standard
‡ For comparison only - no analysis exists

Station Name	DC 6.14 C
Sample ID	RESE-1003082
Sample Date	2/11/2013 1:00:00 PM
Basin	Devils Canyon Watershed
Sub-basin	unknown
QC Type	Original data

Surface Water Hydrochemical Data

MONTGOMERY & ASSOCIATES

Parameters and Constituents		Standards														Results				
Name	Units	AZ Agricultural Livestock Watering		AZ Aquatic and Wildlife - Ephemeral Acute		AZ Aquatic and Wildlife - Warm Water Acute		AZ Aquatic and Wildlife - Warm Water Chronic		AZ Full Body Contact		AZ Fish Consumption		AZ Partial Body Contact		Dissolved Results	Total Results	Total Recoverable Results	Field Results	Use Exceeded
		Standard	Fraction	Standard	Fraction	Standard	Fraction	Standard	Fraction	Standard	Fraction	Standard	Fraction	Standard	Fraction					
Field Parameters																				
Dissolved oxygen	mg/l	---	---	---	---	6	---	6	---	---	---	---	---	---	---	---	---	---	5.84	AZ Aquatic and Wildlife - Warm Water Acute† AZ Aquatic and Wildlife - Warm Water Chronic†
pH (Field)	s.u.	6.5 - 9	---	6.5 - 9	---	6.5 - 9	---	6.5 - 9	---	6.5 - 9	---	---	---	6.5 - 9	---	---	---	---	7.96	---
Specific Conductance (Field)	uS/cm	---	---	---	---	---	---	---	---	---	---	---	---	---	---	---	---	---	141.0	---
Temperature (Field)	Deg C	---	---	---	---	---	---	---	---	---	---	---	---	---	---	---	---	---	7.62	---
Inorganics																				
Alkalinity (as CaCO3)	mg/l	---	---	---	---	---	---	---	---	---	---	---	---	---	---	---	38.1	---	---	---
Bicarbonate (Calculated by M&A)	mg/l	---	---	---	---	---	---	---	---	---	---	---	---	---	---	---	46.5	---	---	---
Bicarbonate Alkalinity (as CaCO3)	mg/l	---	---	---	---	---	---	---	---	---	---	---	---	---	---	---	38.1	---	---	---
Bromide	mg/l	---	---	---	---	---	---	---	---	---	---	---	---	---	---	---	<0.100	---	---	---
Carbonate (Calculated by M&A)	mg/l	---	---	---	---	---	---	---	---	---	---	---	---	---	---	---	--	---	---	---
Carbonate Alkalinity (as CaCO3)	mg/l	---	---	---	---	---	---	---	---	---	---	---	---	---	---	---	<1.0	---	---	---
Chloride	mg/l	---	---	---	---	---	---	---	---	---	---	---	---	---	---	---	6.50	---	---	---
Fluoride	mg/l	---	---	---	---	---	---	---	---	140	---	---	---	140	---	---	0.150	---	---	---
Hardness (as CaCO3)	mg/l	---	---	---	---	---	---	---	---	---	---	---	---	---	---	---	---	43.0	---	---
Silica	mg/l	---	---	---	---	---	---	---	---	---	---	---	---	---	---	32.2	---	---	---	---
Sulfate	mg/l	---	---	---	---	---	---	---	---	---	---	---	---	---	---	---	16.50	---	---	---
Lab Parameters																				
Total Dissolved Solids (Laboratory)	mg/l	---	---	---	---	---	---	---	---	---	---	---	---	---	---	---	123	---	---	---
Total Suspended Solids	mg/l	---	---	---	---	---	---	---	---	---	---	---	---	---	---	---	<5.0	---	---	---
Metals																				
Aluminum	mg/l	---	---	---	---	---	---	---	---	---	---	---	---	---	---	<0.080	---	---	---	---
Antimony	mg/l	---	---	---	---	0.088	DIS	0.03	DIS	0.747	TRC	0.64	TRC	0.747	TRC	<0.00300	---	<0.00300	---	---
Arsenic	mg/l	0.2	TRC	0.44	DIS	0.34	DIS	0.15	DIS	0.03	TRC	0.08	TRC	0.28	TRC	<0.025	---	<0.025	---	---
Barium	mg/l	---	---	---	---	---	---	---	---	98	TRC	---	---	98	TRC	---	---	0.0076	---	---
Beryllium	mg/l	---	---	---	---	---	---	---	---	1.867	TRC	0.084	TRC	1.867	TRC	---	---	<0.00200	---	---
Boron	mg/l	---	---	---	---	---	---	---	---	186.667	TRC	---	---	186.667	TRC	---	---	<0.040	---	---
Cadmium	mg/l	0.05	---	0.010031	DIS	0.003462	DIS	0.000312	DIS	0.7	TRC	0.084	TRC	0.7	TRC	<0.000014	---	<0.002000	---	---
Calcium	mg/l	---	---	---	---	---	---	---	---	---	---	---	---	---	---	---	---	12.70	---	---
Chromium	mg/l	1	---	---	---	---	---	---	---	---	---	---	---	---	---	---	---	<0.0060	---	---
Chromium, Hexavalent‡	mg/l	---	---	0.034	DIS	0.016	DIS	0.011	DIS	2.8	TRC	0.15	TRC	2.8	TRC	---	---	<0.0060	---	---
Chromium, Trivalent‡	mg/l	---	---	0.9577	TRC	0.2854	TRC	0.0371	TRC	1400	TRC	75	TRC	1400	TRC	---	---	<0.0060	---	---
Cobalt	mg/l	---	---	---	---	---	---	---	---	---	---	---	---	---	---	<0.0060	---	---	---	---
Copper	mg/l	0.5	TRC	0.0105	DIS	0.00607	DIS	0.00435	DIS	1.3	TRC	---	---	1.3	TRC	0.00470	---	<0.01000	---	AZ Aquatic and Wildlife - Warm Water Chronic
Iron	mg/l	---	---	---	---	---	---	1	DIS	---	---	---	---	---	---	<0.060	---	---	---	---
Lead	mg/l	0.1	TRC	0.053783	DIS	0.025484	DIS	0.000993	DIS	0.015	TRC	---	---	0.015	TRC	<0.000058	---	<0.003000	---	---
Magnesium	mg/l	---	---	---	---	---	---	---	---	---	---	---	---	---	---	---	---	2.76	---	---
Manganese	mg/l	---	---	---	---	---	---	---	---	130.667	---	---	---	130.667	---	0.0050	---	0.0055	---	---
Mercury	mg/l	0.01	TRC	0.005	DIS	0.0024	DIS	0.00001	DIS	0.28	TRC	---	---	0.28	TRC	---	<0.00020	---	---	AZ Aquatic and Wildlife - Warm Water Chronic*
Molybdenum	mg/l	---	---	---	---	---	---	---	---	---	---	---	---	---	---	<0.0080	---	---	---	---
Nickel	mg/l	---	---	2.03627	DIS	0.22929	DIS	0.02547	DIS	28	TRC	0.511	TRC	28	TRC	0.00106	---	<0.01000	---	---
Potassium	mg/l	---	---	---	---	---	---	---	---	---	---	---	---	---	---	---	---	1.33	---	---
Selenium	mg/l	0.05	TRC	0.033	TRC	---	---	0.002	TRC	4.667	TRC	0.667	TRC	4.667	TRC	---	---	<0.00032	---	---
Silver	mg/l	---	---	0.000753	DIS	0.000753	DIS	---	---	4.667	TRC	8	TRC	4.667	TRC	<0.000100	---	<0.005000	---	---
Sodium	mg/l	---	---	---	---	---	---	---	---	---	---	---	---	---	---	---	---	9.05	---	---
Thallium	mg/l	---	---	---	---	0.7	DIS	0.15	DIS	0.075	TRC	0.001	TRC	0.075	TRC	<0.00100	---	<0.00100	---	AZ Fish Consumption*

Station Name	DC 6.14 C
Sample ID	RESE-1003082
Sample Date	2/11/2013 1:00:00 PM
Basin	Devils Canyon Watershed
Sub-basin	unknown
QC Type	Original data

Surface Water Hydrochemical Data

MONTGOMERY & ASSOCIATES

Parameters and Constituents		Standards														Results				
Name	Units	AZ Agricultural Livestock Watering		AZ Aquatic and Wildlife - Ephemeral Acute		AZ Aquatic and Wildlife - Warm Water Acute		AZ Aquatic and Wildlife - Warm Water Chronic		AZ Full Body Contact		AZ Fish Consumption		AZ Partial Body Contact		Dissolved Results	Total Results	Total Recoverable Results	Field Results	Use Exceeded
		Standard	Fraction	Standard	Fraction	Standard	Fraction	Standard	Fraction	Standard	Fraction	Standard	Fraction	Standard	Fraction					
Metals																				
Zinc	mg/l	25	TRC	0.5439	DIS	0.0573	DIS	0.0573	DIS	280	TRC	5.106	TRC	280	TRC	<0.0100	---	<0.0100	---	---

The hardness value used for calculation of hardness-dependent standards is the hardness of the sample itself, not the hardness of a receiving water.
* Detection limit exceeds standard
† Exceedance is considered less than regulatory limit
‡ For comparison only - no analysis exists

Explanation of Codes

Absent = Analyte not present	ND = Not Detected
ge = Greater than or equal to reported value	Not Applicable = Analyte not applicable
i = Insufficient sample	q = Uncertain value
j = Estimated value	r = Unusable data
j+ = Estimated value, high bias	< = Less than reported detection limit
j- = Estimated value, low bias	> = Greater than reported value
Lost = Sample lost in processing	d = Diluted. Diluted samples are indicated only when value is estimated.
n = Not measured	LD = Laboratory duplicate
na = Not available	SP = Split sample
Present = Analyte was detected	SPD = Split-Duplicate

Station Name	DC 6.1 E
Sample ID	001226
Sample Date	6/5/2003
Basin	Devils Canyon Watershed
Sub-basin	unknown
QC Type	Original data

Surface Water Hydrochemical Data

MONTGOMERY & ASSOCIATES

Parameters and Constituents		Standards														Results				
Name	Units	AZ Agricultural Livestock Watering		AZ Aquatic and Wildlife - Ephemeral Acute		AZ Aquatic and Wildlife - Warm Water Acute		AZ Aquatic and Wildlife - Warm Water Chronic		AZ Full Body Contact		AZ Fish Consumption		AZ Partial Body Contact		Dissolved Results	Total Results	Total Recoverable Results	Field Results	Use Exceeded
		Standard	Fraction	Standard	Fraction	Standard	Fraction	Standard	Fraction	Standard	Fraction	Standard	Fraction	Standard	Fraction					
Stable Isotopes																				
Delta Deuterium	per mil	---	---	---	---	---	---	---	---	---	---	---	---	---	---	---	-69	---	---	---
Delta Oxygen-18	per mil	---	---	---	---	---	---	---	---	---	---	---	---	---	---	---	-10.0	---	---	---

The hardness value used for calculation of hardness-dependent standards is the hardness of the sample itself, not the hardness of a receiving water.

Station Name	DC 6.1 E
Sample ID	RESE-1001077
Sample Date	5/20/2004 12:00:00 PM
Basin	Devils Canyon Watershed
Sub-basin	unknown
QC Type	Original data

Surface Water Hydrochemical Data

MONTGOMERY & ASSOCIATES

Parameters and Constituents		Standards														Results				
Name	Units	AZ Agricultural Livestock Watering		AZ Aquatic and Wildlife - Ephemeral Acute		AZ Aquatic and Wildlife - Warm Water Acute		AZ Aquatic and Wildlife - Warm Water Chronic		AZ Full Body Contact		AZ Fish Consumption		AZ Partial Body Contact		Dissolved Results	Total Results	Total Recoverable Results	Field Results	Use Exceeded
		Standard	Fraction	Standard	Fraction	Standard	Fraction	Standard	Fraction	Standard	Fraction	Standard	Fraction	Standard	Fraction					
Bacteria																				
E. Coli	MPN/100ml	---	---	---	---	---	---	---	---	235	---	---	---	575	---	---	<2.0	---	---	---
Total Coliforms	MPN/100ml	---	---	---	---	---	---	---	---	---	---	---	---	---	---	---	4.0	---	---	---
Field Parameters																				
Dissolved oxygen	mg/l	---	---	---	---	6	---	6	---	---	---	---	---	---	---	---	---	---	7.96	---
Flow Rate	gallons/minute	---	---	---	---	---	---	---	---	---	---	---	---	---	---	---	---	---	2.0 j	---
pH (Field)	s.u.	6.5 - 9	---	6.5 - 9	---	6.5 - 9	---	6.5 - 9	---	6.5 - 9	---	---	---	6.5 - 9	---	---	---	---	8.20	---
Specific Conductance (Field)	uS/cm	---	---	---	---	---	---	---	---	---	---	---	---	---	---	---	---	---	297.0	---
Temperature (Field)	Deg C	---	---	---	---	---	---	---	---	---	---	---	---	---	---	---	---	---	20.8	---
Turbidity (Field)	NTUs	---	---	---	---	---	---	---	---	---	---	---	---	---	---	---	---	---	0.60	---
Inorganics																				
Alkalinity (as CaCO3)	mg/l	---	---	---	---	---	---	---	---	---	---	---	---	---	---	---	148.0	---	---	---
Bicarbonate (Calculated by M&A)	mg/l	---	---	---	---	---	---	---	---	---	---	---	---	---	---	---	180.6	---	---	---
Bicarbonate Alkalinity (as CaCO3)	mg/l	---	---	---	---	---	---	---	---	---	---	---	---	---	---	---	148.0	---	---	---
Bromide	mg/l	---	---	---	---	---	---	---	---	---	---	---	---	---	---	---	0.110	---	---	---
Carbonate (Calculated by M&A)	mg/l	---	---	---	---	---	---	---	---	---	---	---	---	---	---	---	--	---	---	---
Carbonate Alkalinity (as CaCO3)	mg/l	---	---	---	---	---	---	---	---	---	---	---	---	---	---	---	<1.00	---	---	---
Chloride	mg/l	---	---	---	---	---	---	---	---	---	---	---	---	---	---	---	4.78	---	---	---
Cyanide, Total	mg/l	---	---	---	---	---	---	---	---	---	---	---	---	---	---	---	<0.010	---	---	---
Fluoride	mg/l	---	---	---	---	---	---	---	---	140	---	---	---	140	---	---	0.310	---	---	---
Hardness (as CaCO3)	mg/l	---	---	---	---	---	---	---	---	---	---	---	---	---	---	---	105.0	---	---	---
Nitrate as N	mg/l	---	---	---	---	---	---	---	---	3733.33	---	---	---	3733.33	---	---	0.65	---	---	---
Nitrate+Nitrite as N	mg/l	---	---	---	---	---	---	---	---	---	---	---	---	---	---	---	0.65	---	---	---
Nitrate+Nitrite as N (calculated by M&A)	mg/l	---	---	---	---	---	---	---	---	3733.33	---	---	---	3733.33	---	---	0.65	---	---	---
Nitrite as N	mg/l	---	---	---	---	---	---	---	---	233.33	---	---	---	233.33	---	---	<0.10	---	---	---
Orthophosphate as P	mg/l	---	---	---	---	---	---	---	---	---	---	---	---	---	---	---	0.12	---	---	---
Silica	mg/l	---	---	---	---	---	---	---	---	---	---	---	---	---	---	---	72.3	---	---	---
Sulfate	mg/l	---	---	---	---	---	---	---	---	---	---	---	---	---	---	---	7.81	---	---	---
Sulfide	mg/l	---	---	---	---	---	---	---	---	---	---	---	---	---	---	---	<1.00	---	---	---
Lab Parameters																				
Color	Color Units	---	---	---	---	---	---	---	---	---	---	---	---	---	---	---	<1.0	---	---	---
Total Dissolved Solids (Laboratory)	mg/l	---	---	---	---	---	---	---	---	---	---	---	---	---	---	---	234	---	---	---
Total Suspended Solids	mg/l	---	---	---	---	---	---	---	---	---	---	---	---	---	---	---	<5.00	---	---	---
Metals																				
Aluminum	mg/l	---	---	---	---	---	---	---	---	---	---	---	---	---	---	---	<0.0200	---	---	---
Antimony	mg/l	---	---	---	---	0.088	DIS	0.03	DIS	0.747	TRC	0.64	TRC	0.747	TRC	<0.00300	<0.00300	<0.00300	---	---
Arsenic	mg/l	0.2	TRC	0.44	DIS	0.34	DIS	0.15	DIS	0.03	TRC	0.08	TRC	0.28	TRC	<0.00300	<0.00300	<0.00300	---	---
Barium	mg/l	---	---	---	---	---	---	---	---	98	TRC	---	---	98	TRC	0.0181	---	---	---	---
Beryllium	mg/l	---	---	---	---	---	---	---	---	1.867	TRC	0.084	TRC	1.867	TRC	<0.00200	<0.00200	<0.00200	---	---
Boron	mg/l	---	---	---	---	---	---	---	---	186.667	TRC	---	---	186.667	TRC	---	<0.0400	---	---	---
Cadmium	mg/l	0.05	---	0.023913	DIS	0.008252	DIS	0.000581	DIS	0.7	TRC	0.084	TRC	0.7	TRC	<0.000100	<0.000100	<0.000100	---	---
Calcium	mg/l	---	---	---	---	---	---	---	---	---	---	---	---	---	---	---	33.6	---	---	---
Chromium	mg/l	1	---	---	---	---	---	---	---	---	---	---	---	---	---	<0.00600	---	<0.00600	---	---
Chromium, Hexavalent‡	mg/l	---	---	0.034	DIS	0.016	DIS	0.011	DIS	2.8	TRC	0.15	TRC	2.8	TRC	<0.00600	---	<0.00600	---	---
Chromium, Trivalent‡	mg/l	---	---	1.98958	TRC	0.59299	TRC	0.07714	TRC	1400	TRC	75	TRC	1400	TRC	<0.00600	---	<0.00600	---	---
Cobalt	mg/l	---	---	---	---	---	---	---	---	---	---	---	---	---	---	---	<0.00600	---	---	---
Copper	mg/l	0.5	TRC	0.02436	DIS	0.01407	DIS	0.00934	DIS	1.3	TRC	---	---	1.3	TRC	<0.00300	<0.00300	<0.00300	---	---

Station Name	DC 6.1 E
Sample ID	RESE-1001077
Sample Date	5/20/2004 12:00:00 PM
Basin	Devils Canyon Watershed
Sub-basin	unknown
QC Type	Original data

Surface Water Hydrochemical Data

MONTGOMERY & ASSOCIATES

Parameters and Constituents		Standards														Results				
Name	Units	AZ Agricultural Livestock Watering		AZ Aquatic and Wildlife - Ephemeral Acute		AZ Aquatic and Wildlife - Warm Water Acute		AZ Aquatic and Wildlife - Warm Water Chronic		AZ Full Body Contact		AZ Fish Consumption		AZ Partial Body Contact		Dissolved Results	Total Results	Total Recoverable Results	Field Results	Use Exceeded
		Standard	Fraction	Standard	Fraction	Standard	Fraction	Standard	Fraction	Standard	Fraction	Standard	Fraction	Standard	Fraction					
Metals																				
Iron	mg/l	---	---	---	---	---	---	1	DIS	---	---	---	---	---	---	---	<0.0200	---	---	---
Lead	mg/l	0.1	TRC	0.143726	DIS	0.068102	DIS	0.002654	DIS	0.015	TRC	---	---	0.015	TRC	<0.003000	<0.003000	<0.003000	---	AZ Aquatic and Wildlife - Warm Water Chronic*
Magnesium	mg/l	---	---	---	---	---	---	---	---	---	---	---	---	---	---	---	5.10	---	---	---
Manganese	mg/l	---	---	---	---	---	---	---	---	130.66701	---	---	---	130.66701	---	---	---	<0.00200	---	---
Mercury	mg/l	0.01	TRC	0.005	DIS	0.0024	DIS	0.00001	DIS	0.28	TRC	---	---	0.28	TRC	<0.00020	<0.00020	---	---	AZ Aquatic and Wildlife - Warm Water Chronic*
Molybdenum	mg/l	---	---	---	---	---	---	---	---	---	---	---	---	---	---	---	<0.00800	---	---	---
Nickel	mg/l	---	---	4.33358	DIS	0.48797	DIS	0.0542	DIS	28	TRC	0.511	TRC	28	TRC	<0.01000	---	<0.01000	---	---
Potassium	mg/l	---	---	---	---	---	---	---	---	---	---	---	---	---	---	---	1.10	---	---	---
Selenium	mg/l	0.05	TRC	0.033	TRC	---	---	0.002	TRC	4.667	TRC	0.667	TRC	4.667	TRC	---	<0.00300	<0.00300	---	AZ Aquatic and Wildlife - Warm Water Chronic*
Silver	mg/l	---	---	0.003498	DIS	0.003498	DIS	---	---	4.667	TRC	8	TRC	4.667	TRC	<0.000100	<0.000100	<0.000100	---	---
Sodium	mg/l	---	---	---	---	---	---	---	---	---	---	---	---	---	---	---	22.2	---	---	---
Thallium	mg/l	---	---	---	---	0.7	DIS	0.15	DIS	0.075	TRC	0.001	TRC	0.075	TRC	<0.00200	<0.00200	---	---	AZ Fish Consumption*
Uranium	mg/l	---	---	---	---	---	---	---	---	2.8	---	---	---	2.8	---	---	0.0006	---	---	---
Zinc	mg/l	25	TRC	1.1589	DIS	0.1221	DIS	0.1221	DIS	280	TRC	5.106	TRC	280	TRC	<0.0050	<0.0050	<0.0050	---	---
Other																				
Anions (Laboratory)	meq/l	---	---	---	---	---	---	---	---	---	---	---	---	---	---	---	3.27	---	---	---
Cations (Laboratory)	meq/l	---	---	---	---	---	---	---	---	---	---	---	---	---	---	---	3.10	---	---	---
Ion Balance (Laboratory)	%	---	---	---	---	---	---	---	---	---	---	---	---	---	---	---	-2.67	---	---	---
Total Dissolved Solids (Calc by Lab)	mg/l	---	---	---	---	---	---	---	---	---	---	---	---	---	---	---	255	---	---	---
Radiologicals																				
Gross Alpha	pCi/l	---	---	---	---	---	---	---	---	---	---	---	---	---	---	---	<2.00	---	---	---
Gross Beta	pCi/l	---	---	---	---	---	---	---	---	---	---	---	---	---	---	---	<3.9	---	---	---
Radionuclides																				
Radium 226	pCi/l	---	---	---	---	---	---	---	---	---	---	---	---	---	---	---	<0.30	---	---	---
Radium 226 + Radium 228	pCi/l	---	---	---	---	---	---	---	---	---	---	---	---	---	---	---	--	---	---	---
Radium 228	pCi/l	---	---	---	---	---	---	---	---	---	---	---	---	---	---	---	<1.4	---	---	---

The hardness value used for calculation of hardness-dependent standards is the hardness of the sample itself, not the hardness of a receiving water.

* Detection limit exceeds standard

‡ For comparison only - no analysis exists

Station Name	DC 6.1 E
Sample ID	RESE-1001159
Sample Date	8/23/2004 10:05:00 AM
Basin	Devils Canyon Watershed
Sub-basin	unknown
QC Type	Original data

Surface Water Hydrochemical Data

MONTGOMERY & ASSOCIATES

Parameters and Constituents		Standards														Results				
Name	Units	AZ Agricultural Livestock Watering		AZ Aquatic and Wildlife - Ephemeral Acute		AZ Aquatic and Wildlife - Warm Water Acute		AZ Aquatic and Wildlife - Warm Water Chronic		AZ Full Body Contact		AZ Fish Consumption		AZ Partial Body Contact		Dissolved Results	Total Results	Total Recoverable Results	Field Results	Use Exceeded
		Standard	Fraction	Standard	Fraction	Standard	Fraction	Standard	Fraction	Standard	Fraction	Standard	Fraction	Standard	Fraction					
Bacteria																				
E. Coli	MPN/100ml	---	---	---	---	---	---	---	---	235	---	---	---	575	---	---	<2.0	---	---	---
Total Coliforms	MPN/100ml	---	---	---	---	---	---	---	---	---	---	---	---	---	---	---	11.0	---	---	---
Field Parameters																				
Dissolved oxygen	mg/l	---	---	---	---	6	---	6	---	---	---	---	---	---	---	---	---	---	7.62	---
Flow Rate	gallons/minute	---	---	---	---	---	---	---	---	---	---	---	---	---	---	---	---	---	0.8	---
pH (Field)	s.u.	6.5 - 9	---	6.5 - 9	---	6.5 - 9	---	6.5 - 9	---	6.5 - 9	---	---	---	6.5 - 9	---	---	---	---	8.00	---
Specific Conductance (Field)	uS/cm	---	---	---	---	---	---	---	---	---	---	---	---	---	---	---	---	---	296.0	---
Temperature (Field)	Deg C	---	---	---	---	---	---	---	---	---	---	---	---	---	---	---	---	---	21.5	---
Turbidity (Field)	NTUs	---	---	---	---	---	---	---	---	---	---	---	---	---	---	---	---	---	0.01	---
Inorganics																				
Alkalinity (as CaCO3)	mg/l	---	---	---	---	---	---	---	---	---	---	---	---	---	---	---	153.0	---	---	---
Bicarbonate (Calculated by M&A)	mg/l	---	---	---	---	---	---	---	---	---	---	---	---	---	---	---	186.7	---	---	---
Bicarbonate Alkalinity (as CaCO3)	mg/l	---	---	---	---	---	---	---	---	---	---	---	---	---	---	---	153.0	---	---	---
Bromide	mg/l	---	---	---	---	---	---	---	---	---	---	---	---	---	---	---	<0.100	---	---	---
Carbonate (Calculated by M&A)	mg/l	---	---	---	---	---	---	---	---	---	---	---	---	---	---	---	--	---	---	---
Carbonate Alkalinity (as CaCO3)	mg/l	---	---	---	---	---	---	---	---	---	---	---	---	---	---	---	<1.00	---	---	---
Chloride	mg/l	---	---	---	---	---	---	---	---	---	---	---	---	---	---	---	4.97	---	---	---
Fluoride	mg/l	---	---	---	---	---	---	---	---	140	---	---	---	140	---	---	0.310	---	---	---
Hardness (as CaCO3)	mg/l	---	---	---	---	---	---	---	---	---	---	---	---	---	---	---	103.0	---	---	---
Nitrate as N	mg/l	---	---	---	---	---	---	---	---	3733.33	---	---	---	3733.33	---	---	0.52	---	---	---
Nitrate+Nitrite as N	mg/l	---	---	---	---	---	---	---	---	---	---	---	---	---	---	---	0.52	---	---	---
Nitrate+Nitrite as N (calculated by M&A)	mg/l	---	---	---	---	---	---	---	---	3733.33	---	---	---	3733.33	---	---	0.52	---	---	---
Nitrite as N	mg/l	---	---	---	---	---	---	---	---	233.33	---	---	---	233.33	---	---	<0.10	---	---	---
Ortho-Phosphate	mg/l	---	---	---	---	---	---	---	---	---	---	---	---	---	---	---	<0.50	---	---	---
Silica	mg/l	---	---	---	---	---	---	---	---	---	---	---	---	---	---	---	69.8	---	---	---
Sulfate	mg/l	---	---	---	---	---	---	---	---	---	---	---	---	---	---	---	7.84	---	---	---
Sulfide	mg/l	---	---	---	---	---	---	---	---	---	---	---	---	---	---	---	<1.00	---	---	---
Lab Parameters																				
Color	Color Units	---	---	---	---	---	---	---	---	---	---	---	---	---	---	---	<1.0	---	---	---
Total Dissolved Solids (Laboratory)	mg/l	---	---	---	---	---	---	---	---	---	---	---	---	---	---	---	226	---	---	---
Total Suspended Solids	mg/l	---	---	---	---	---	---	---	---	---	---	---	---	---	---	---	<5.00	---	---	---
Metals																				
Aluminum	mg/l	---	---	---	---	---	---	---	---	---	---	---	---	---	---	---	<0.0200	---	---	---
Antimony	mg/l	---	---	---	---	0.088	DIS	0.03	DIS	0.747	TRC	0.64	TRC	0.747	TRC	<0.00300	<0.00300	<0.00300	---	---
Arsenic	mg/l	0.2	TRC	0.44	DIS	0.34	DIS	0.15	DIS	0.03	TRC	0.08	TRC	0.28	TRC	<0.00300	<0.00300	<0.00300	---	---
Barium	mg/l	---	---	---	---	---	---	---	---	98	TRC	---	---	98	TRC	0.0183	---	---	---	---
Beryllium	mg/l	---	---	---	---	---	---	---	---	1.867	TRC	0.084	TRC	1.867	TRC	<0.00200	<0.00200	<0.00200	---	---
Boron	mg/l	---	---	---	---	---	---	---	---	186.667	TRC	---	---	186.667	TRC	---	<0.0400	---	---	---
Cadmium	mg/l	0.05	---	0.02347	DIS	0.008099	DIS	0.000573	DIS	0.7	TRC	0.084	TRC	0.7	TRC	<0.000100	<0.000100	<0.000100	---	---
Calcium	mg/l	---	---	---	---	---	---	---	---	---	---	---	---	---	---	---	33.1	---	---	---
Chromium	mg/l	1	---	---	---	---	---	---	---	---	---	---	---	---	---	<0.00600	---	<0.00600	---	---
Chromium, Hexavalent‡	mg/l	---	---	0.034	DIS	0.016	DIS	0.011	DIS	2.8	TRC	0.15	TRC	2.8	TRC	<0.00600	---	<0.00600	---	---
Chromium, Trivalent‡	mg/l	---	---	1.95849	TRC	0.58372	TRC	0.07593	TRC	1400	TRC	75	TRC	1400	TRC	<0.00600	---	<0.00600	---	---
Cobalt	mg/l	---	---	---	---	---	---	---	---	---	---	---	---	---	---	---	<0.00600	---	---	---
Copper	mg/l	0.5	TRC	0.02392	DIS	0.01382	DIS	0.00918	DIS	1.3	TRC	---	---	1.3	TRC	<0.00300	<0.00300	<0.00300	---	---
Iron	mg/l	---	---	---	---	---	---	1	DIS	---	---	---	---	---	---	---	<0.0200	---	---	---

Surface Water Hydrochemical Data

Station Name	DC 6.1 E
Sample ID	RESE-1001159
Sample Date	8/23/2004 10:05:00 AM
Basin	Devils Canyon Watershed
Sub-basin	unknown
QC Type	Original data

Parameters and Constituents		Standards														Results				
Name	Units	AZ Agricultural Livestock Watering		AZ Aquatic and Wildlife - Ephemeral Acute		AZ Aquatic and Wildlife - Warm Water Acute		AZ Aquatic and Wildlife - Warm Water Chronic		AZ Full Body Contact		AZ Fish Consumption		AZ Partial Body Contact		Dissolved Results	Total Results	Total Recoverable Results	Field Results	Use Exceeded
		Standard	Fraction	Standard	Fraction	Standard	Fraction	Standard	Fraction	Standard	Fraction	Standard	Fraction	Standard	Fraction					
Metals																				
Lead	mg/l	0.1	TRC	0.140751	DIS	0.066693	DIS	0.002599	DIS	0.015	TRC	---	---	0.015	TRC	<0.003000	<0.003000	<0.003000	---	AZ Aquatic and Wildlife - Warm Water Chronic*
Magnesium	mg/l	---	---	---	---	---	---	---	---	---	---	---	---	---	---	---	5.04	---	---	---
Manganese	mg/l	---	---	---	---	---	---	---	---	130.66701	---	---	---	130.66701	---	---	---	<0.00200	---	---
Mercury	mg/l	0.01	TRC	0.005	DIS	0.0024	DIS	0.00001	DIS	0.28	TRC	---	---	0.28	TRC	<0.00020	<0.00020	---	---	AZ Aquatic and Wildlife - Warm Water Chronic*
Molybdenum	mg/l	---	---	---	---	---	---	---	---	---	---	---	---	---	---	---	<0.00800	---	---	---
Nickel	mg/l	---	---	4.26364	DIS	0.48009	DIS	0.05332	DIS	28	TRC	0.511	TRC	28	TRC	<0.01000	---	<0.01000	---	---
Potassium	mg/l	---	---	---	---	---	---	---	---	---	---	---	---	---	---	---	1.00	---	---	---
Selenium	mg/l	0.05	TRC	0.033	TRC	---	---	0.002	TRC	4.667	TRC	0.667	TRC	4.667	TRC	---	<0.00300	<0.00300	---	AZ Aquatic and Wildlife - Warm Water Chronic*
Silver	mg/l	---	---	0.003385	DIS	0.003385	DIS	---	---	4.667	TRC	8	TRC	4.667	TRC	<0.000100	<0.000100	<0.000100	---	---
Sodium	mg/l	---	---	---	---	---	---	---	---	---	---	---	---	---	---	---	21.1	---	---	---
Thallium	mg/l	---	---	---	---	0.7	DIS	0.15	DIS	0.075	TRC	0.001	TRC	0.075	TRC	<0.00200	<0.00200	---	---	AZ Fish Consumption*
Zinc	mg/l	25	TRC	1.1402	DIS	0.1202	DIS	0.1202	DIS	280	TRC	5.106	TRC	280	TRC	<0.0050	<0.0050	<0.0050	---	---
Other																				
Anions (Laboratory)	meq/l	---	---	---	---	---	---	---	---	---	---	---	---	---	---	---	3.38	---	---	---
Cations (Laboratory)	meq/l	---	---	---	---	---	---	---	---	---	---	---	---	---	---	---	3.01	---	---	---

The hardness value used for calculation of hardness-dependent standards is the hardness of the sample itself, not the hardness of a receiving water.
* Detection limit exceeds standard
‡ For comparison only - no analysis exists

Station Name	DC 6.1 E
Sample ID	RESE-1001177
Sample Date	11/18/2004 10:40:00 AM
Basin	Devils Canyon Watershed
Sub-basin	unknown
QC Type	Original data

Surface Water Hydrochemical Data

MONTGOMERY & ASSOCIATES

Parameters and Constituents		Standards														Results				
Name	Units	AZ Agricultural Livestock Watering		AZ Aquatic and Wildlife - Ephemeral Acute		AZ Aquatic and Wildlife - Warm Water Acute		AZ Aquatic and Wildlife - Warm Water Chronic		AZ Full Body Contact		AZ Fish Consumption		AZ Partial Body Contact		Dissolved Results	Total Results	Total Recoverable Results	Field Results	Use Exceeded
		Standard	Fraction	Standard	Fraction	Standard	Fraction	Standard	Fraction	Standard	Fraction	Standard	Fraction	Standard	Fraction					
Bacteria																				
E. Coli	MPN/100ml	---	---	---	---	---	---	---	---	235	---	---	---	575	---	---	<2.0	---	---	---
Total Coliforms	MPN/100ml	---	---	---	---	---	---	---	---	---	---	---	---	---	---	---	<2.0	---	---	---
Field Parameters																				
Dissolved oxygen	mg/l	---	---	---	---	6	---	6	---	---	---	---	---	---	---	---	---	---	0.00	AZ Aquatic and Wildlife - Warm Water Acute† AZ Aquatic and Wildlife - Warm Water Chronic†
Flow Rate	gallons/minute	---	---	---	---	---	---	---	---	---	---	---	---	---	---	---	---	---	2.0 j	---
pH (Field)	s.u.	6.5 - 9	---	6.5 - 9	---	6.5 - 9	---	6.5 - 9	---	6.5 - 9	---	---	---	6.5 - 9	---	---	---	---	8.10	---
Specific Conductance (Field)	uS/cm	---	---	---	---	---	---	---	---	---	---	---	---	---	---	---	---	---	273.9	---
Temperature (Field)	Deg C	---	---	---	---	---	---	---	---	---	---	---	---	---	---	---	---	---	18.2	---
Turbidity (Field)	NTUs	---	---	---	---	---	---	---	---	---	---	---	---	---	---	---	---	---	1.08	---
Inorganics																				
Alkalinity (as CaCO3)	mg/l	---	---	---	---	---	---	---	---	---	---	---	---	---	---	---	132.0	---	---	---
Bicarbonate (Calculated by M&A)	mg/l	---	---	---	---	---	---	---	---	---	---	---	---	---	---	---	161.0	---	---	---
Bicarbonate Alkalinity (as CaCO3)	mg/l	---	---	---	---	---	---	---	---	---	---	---	---	---	---	---	132.0	---	---	---
Bromide	mg/l	---	---	---	---	---	---	---	---	---	---	---	---	---	---	---	<0.100	---	---	---
Carbonate (Calculated by M&A)	mg/l	---	---	---	---	---	---	---	---	---	---	---	---	---	---	---	--	---	---	---
Carbonate Alkalinity (as CaCO3)	mg/l	---	---	---	---	---	---	---	---	---	---	---	---	---	---	---	<1.00	---	---	---
Chloride	mg/l	---	---	---	---	---	---	---	---	---	---	---	---	---	---	---	4.97	---	---	---
Fluoride	mg/l	---	---	---	---	---	---	---	---	140	---	---	---	140	---	---	0.320	---	---	---
Hardness (as CaCO3)	mg/l	---	---	---	---	---	---	---	---	---	---	---	---	---	---	---	105.0	---	---	---
Nitrate as N	mg/l	---	---	---	---	---	---	---	---	3733.33	---	---	---	3733.33	---	---	0.51	---	---	---
Nitrate+Nitrite as N	mg/l	---	---	---	---	---	---	---	---	---	---	---	---	---	---	---	0.51	---	---	---
Nitrate+Nitrite as N (calculated by M&A)	mg/l	---	---	---	---	---	---	---	---	3733.33	---	---	---	3733.33	---	---	0.51	---	---	---
Nitrite as N	mg/l	---	---	---	---	---	---	---	---	233.33	---	---	---	233.33	---	---	<0.10	---	---	---
Ortho-Phosphate	mg/l	---	---	---	---	---	---	---	---	---	---	---	---	---	---	---	<0.50	---	---	---
Silica	mg/l	---	---	---	---	---	---	---	---	---	---	---	---	---	---	---	67.0	---	---	---
Sulfate	mg/l	---	---	---	---	---	---	---	---	---	---	---	---	---	---	---	7.66	---	---	---
Sulfide	mg/l	---	---	---	---	---	---	---	---	---	---	---	---	---	---	---	<1.00	---	---	---
Lab Parameters																				
Color	Color Units	---	---	---	---	---	---	---	---	---	---	---	---	---	---	---	<1.0	---	---	---
Total Dissolved Solids (Laboratory)	mg/l	---	---	---	---	---	---	---	---	---	---	---	---	---	---	---	226	---	---	---
Total Suspended Solids	mg/l	---	---	---	---	---	---	---	---	---	---	---	---	---	---	---	<5.00	---	---	---
Metals																				
Aluminum	mg/l	---	---	---	---	---	---	---	---	---	---	---	---	---	---	---	<0.0300	---	---	---
Antimony	mg/l	---	---	---	---	0.088	DIS	0.03	DIS	0.747	TRC	0.64	TRC	0.747	TRC	<0.00300	<0.00300	<0.00300	---	---
Arsenic	mg/l	0.2	TRC	0.44	DIS	0.34	DIS	0.15	DIS	0.03	TRC	0.08	TRC	0.28	TRC	<0.00300	<0.00300	<0.00300	---	---
Barium	mg/l	---	---	---	---	---	---	---	---	98	TRC	---	---	98	TRC	0.0181	---	---	---	---
Beryllium	mg/l	---	---	---	---	---	---	---	---	1.867	TRC	0.084	TRC	1.867	TRC	<0.00200	<0.00200	<0.00200	---	---
Boron	mg/l	---	---	---	---	---	---	---	---	186.667	TRC	---	---	186.667	TRC	---	<0.0400	---	---	---
Cadmium	mg/l	0.05	---	0.023913	DIS	0.008252	DIS	0.000581	DIS	0.7	TRC	0.084	TRC	0.7	TRC	<0.000100	<0.000100	<0.000100	---	---
Calcium	mg/l	---	---	---	---	---	---	---	---	---	---	---	---	---	---	---	33.7	---	---	---
Chromium	mg/l	1	---	---	---	---	---	---	---	---	---	---	---	---	---	<0.00600	---	<0.00600	---	---
Chromium, Hexavalent‡	mg/l	---	---	0.034	DIS	0.016	DIS	0.011	DIS	2.8	TRC	0.15	TRC	2.8	TRC	<0.00600	---	<0.00600	---	---
Chromium, Trivalent‡	mg/l	---	---	1.98958	TRC	0.59299	TRC	0.07714	TRC	1400	TRC	75	TRC	1400	TRC	<0.00600	---	<0.00600	---	---
Cobalt	mg/l	---	---	---	---	---	---	---	---	---	---	---	---	---	---	---	<0.00600	---	---	---
Copper	mg/l	0.5	TRC	0.02436	DIS	0.01407	DIS	0.00934	DIS	1.3	TRC	---	---	1.3	TRC	<0.01000	<0.01000	<0.01000	---	AZ Aquatic and Wildlife - Warm Water Chronic*

Station Name	DC 6.1 E
Sample ID	RESE-1001177
Sample Date	11/18/2004 10:40:00 AM
Basin	Devils Canyon Watershed
Sub-basin	unknown
QC Type	Original data

Surface Water Hydrochemical Data

MONTGOMERY & ASSOCIATES

Parameters and Constituents		Standards														Results				
Name	Units	AZ Agricultural Livestock Watering		AZ Aquatic and Wildlife - Ephemeral Acute		AZ Aquatic and Wildlife - Warm Water Acute		AZ Aquatic and Wildlife - Warm Water Chronic		AZ Full Body Contact		AZ Fish Consumption		AZ Partial Body Contact		Dissolved Results	Total Results	Total Recoverable Results	Field Results	Use Exceeded
		Standard	Fraction	Standard	Fraction	Standard	Fraction	Standard	Fraction	Standard	Fraction	Standard	Fraction	Standard	Fraction					
Metals																				
Iron	mg/l	---	---	---	---	---	---	1	DIS	---	---	---	---	---	---	---	<0.0600	---	---	---
Lead	mg/l	0.1	TRC	0.143726	DIS	0.068102	DIS	0.002654	DIS	0.015	TRC	---	---	0.015	TRC	<0.003000	<0.003000	<0.003000	---	AZ Aquatic and Wildlife - Warm Water Chronic*
Magnesium	mg/l	---	---	---	---	---	---	---	---	---	---	---	---	---	---	---	5.09	---	---	---
Manganese	mg/l	---	---	---	---	---	---	---	---	130.66701	---	---	---	130.66701	---	---	---	<0.00400	---	---
Mercury	mg/l	0.01	TRC	0.005	DIS	0.0024	DIS	0.00001	DIS	0.28	TRC	---	---	0.28	TRC	<0.00020	<0.00020	---	---	AZ Aquatic and Wildlife - Warm Water Chronic*
Molybdenum	mg/l	---	---	---	---	---	---	---	---	---	---	---	---	---	---	---	<0.00800	---	---	---
Nickel	mg/l	---	---	4.33358	DIS	0.48797	DIS	0.0542	DIS	28	TRC	0.511	TRC	28	TRC	<0.01000	---	<0.01000	---	---
Potassium	mg/l	---	---	---	---	---	---	---	---	---	---	---	---	---	---	---	1.10	---	---	---
Selenium	mg/l	0.05	TRC	0.033	TRC	---	---	0.002	TRC	4.667	TRC	0.667	TRC	4.667	TRC	---	<0.00300	<0.00300	---	AZ Aquatic and Wildlife - Warm Water Chronic*
Silver	mg/l	---	---	0.003498	DIS	0.003498	DIS	---	---	4.667	TRC	8	TRC	4.667	TRC	<0.000100	<0.000100	<0.000100	---	---
Sodium	mg/l	---	---	---	---	---	---	---	---	---	---	---	---	---	---	---	22.4	---	---	---
Thallium	mg/l	---	---	---	---	0.7	DIS	0.15	DIS	0.075	TRC	0.001	TRC	0.075	TRC	<0.00200	<0.00200	---	---	AZ Fish Consumption*
Zinc	mg/l	25	TRC	1.1589	DIS	0.1221	DIS	0.1221	DIS	280	TRC	5.106	TRC	280	TRC	<0.0100	<0.0100	<0.0100	---	---
Other																				
Anions (Laboratory)	meq/l	---	---	---	---	---	---	---	---	---	---	---	---	---	---	---	2.96	---	---	---
Cations (Laboratory)	meq/l	---	---	---	---	---	---	---	---	---	---	---	---	---	---	---	3.10	---	---	---
Ion Balance (Laboratory)	%	---	---	---	---	---	---	---	---	---	---	---	---	---	---	---	2.30	---	---	---
Total Dissolved Solids (Calc by Lab)	mg/l	---	---	---	---	---	---	---	---	---	---	---	---	---	---	---	239	---	---	---

The hardness value used for calculation of hardness-dependent standards is the hardness of the sample itself, not the hardness of a receiving water.
* Detection limit exceeds standard
† Exceedance is considered less than regulatory limit
‡ For comparison only - no analysis exists

Station Name	DC 6.1 E
Sample ID	RESE-1001199
Sample Date	2/28/2005 12:55:00 PM
Basin	Devils Canyon Watershed
Sub-basin	unknown
QC Type	Original data

Surface Water Hydrochemical Data

MONTGOMERY & ASSOCIATES

Parameters and Constituents		Standards														Results				
Name	Units	AZ Agricultural Livestock Watering		AZ Aquatic and Wildlife - Ephemeral Acute		AZ Aquatic and Wildlife - Warm Water Acute		AZ Aquatic and Wildlife - Warm Water Chronic		AZ Full Body Contact		AZ Fish Consumption		AZ Partial Body Contact		Dissolved Results	Total Results	Total Recoverable Results	Field Results	Use Exceeded
		Standard	Fraction	Standard	Fraction	Standard	Fraction	Standard	Fraction	Standard	Fraction	Standard	Fraction	Standard	Fraction					
Bacteria																				
E. Coli	MPN/100ml	---	---	---	---	---	---	---	---	235	---	---	---	575	---	---	<2.0	---	---	---
Total Coliforms	MPN/100ml	---	---	---	---	---	---	---	---	---	---	---	---	---	---	---	8.0	---	---	---
Field Parameters																				
Flow Rate	gallons/minute	---	---	---	---	---	---	---	---	---	---	---	---	---	---	---	---	---	0.0	---
pH (Field)	s.u.	6.5 - 9	---	6.5 - 9	---	6.5 - 9	---	6.5 - 9	---	6.5 - 9	---	---	---	6.5 - 9	---	---	---	---	7.80	---
Specific Conductance (Field)	uS/cm	---	---	---	---	---	---	---	---	---	---	---	---	---	---	---	---	---	374.0	---
Temperature (Field)	Deg C	---	---	---	---	---	---	---	---	---	---	---	---	---	---	---	---	---	18.9	---
Turbidity (Field)	NTUs	---	---	---	---	---	---	---	---	---	---	---	---	---	---	---	---	---	0.39	---
Inorganics																				
Alkalinity (as CaCO3)	mg/l	---	---	---	---	---	---	---	---	---	---	---	---	---	---	---	145.0	---	---	---
Bicarbonate (Calculated by M&A)	mg/l	---	---	---	---	---	---	---	---	---	---	---	---	---	---	---	176.9	---	---	---
Bicarbonate Alkalinity (as CaCO3)	mg/l	---	---	---	---	---	---	---	---	---	---	---	---	---	---	---	145.0	---	---	---
Bromide	mg/l	---	---	---	---	---	---	---	---	---	---	---	---	---	---	---	<0.100	---	---	---
Carbonate (Calculated by M&A)	mg/l	---	---	---	---	---	---	---	---	---	---	---	---	---	---	---	--	---	---	---
Carbonate Alkalinity (as CaCO3)	mg/l	---	---	---	---	---	---	---	---	---	---	---	---	---	---	---	<1.00	---	---	---
Chloride	mg/l	---	---	---	---	---	---	---	---	---	---	---	---	---	---	---	6.56	---	---	---
Fluoride	mg/l	---	---	---	---	---	---	---	---	140	---	---	---	140	---	---	0.230	---	---	---
Hardness (as CaCO3)	mg/l	---	---	---	---	---	---	---	---	---	---	---	---	---	---	---	135.0	---	---	---
Nitrate as N	mg/l	---	---	---	---	---	---	---	---	3733.33	---	---	---	3733.33	---	---	1.50	---	---	---
Nitrate+Nitrite as N	mg/l	---	---	---	---	---	---	---	---	---	---	---	---	---	---	---	1.50	---	---	---
Nitrate+Nitrite as N (calculated by M&A)	mg/l	---	---	---	---	---	---	---	---	3733.33	---	---	---	3733.33	---	---	1.50	---	---	---
Nitrite as N	mg/l	---	---	---	---	---	---	---	---	233.33	---	---	---	233.33	---	---	<0.10	---	---	---
Ortho-Phosphate	mg/l	---	---	---	---	---	---	---	---	---	---	---	---	---	---	---	<0.50	---	---	---
Silica	mg/l	---	---	---	---	---	---	---	---	---	---	---	---	---	---	---	70.3	---	---	---
Sulfate	mg/l	---	---	---	---	---	---	---	---	---	---	---	---	---	---	---	31.50	---	---	---
Sulfide	mg/l	---	---	---	---	---	---	---	---	---	---	---	---	---	---	---	<1.00	---	---	---
Lab Parameters																				
Color	Color Units	---	---	---	---	---	---	---	---	---	---	---	---	---	---	---	<1.0	---	---	---
Total Dissolved Solids (Laboratory)	mg/l	---	---	---	---	---	---	---	---	---	---	---	---	---	---	---	275	---	---	---
Total Suspended Solids	mg/l	---	---	---	---	---	---	---	---	---	---	---	---	---	---	---	<5.00	---	---	---
Metals																				
Aluminum	mg/l	---	---	---	---	---	---	---	---	---	---	---	---	---	---	---	<0.0300	---	---	---
Antimony	mg/l	---	---	---	---	0.088	DIS	0.03	DIS	0.747	TRC	0.64	TRC	0.747	TRC	<0.00300	<0.00300	<0.00300	---	---
Arsenic	mg/l	0.2	TRC	0.44	DIS	0.34	DIS	0.15	DIS	0.03	TRC	0.08	TRC	0.28	TRC	<0.00300	<0.00300	<0.00300	---	---
Barium	mg/l	---	---	---	---	---	---	---	---	98	TRC	---	---	98	TRC	0.0231	---	---	---	---
Beryllium	mg/l	---	---	---	---	---	---	---	---	1.867	TRC	0.084	TRC	1.867	TRC	<0.00200	<0.00200	<0.00200	---	---
Boron	mg/l	---	---	---	---	---	---	---	---	186.667	TRC	---	---	186.667	TRC	---	<0.0400	---	---	---
Cadmium	mg/l	0.05	---	0.030529	DIS	0.010535	DIS	0.000691	DIS	0.7	TRC	0.084	TRC	0.7	TRC	<0.000200	<0.000200	<0.000200	---	---
Calcium	mg/l	---	---	---	---	---	---	---	---	---	---	---	---	---	---	---	43.8	---	---	---
Chromium	mg/l	1	---	---	---	---	---	---	---	---	---	---	---	---	---	<0.00600	---	<0.00600	---	---
Chromium, Hexavalent‡	mg/l	---	---	0.034	DIS	0.016	DIS	0.011	DIS	2.8	TRC	0.15	TRC	2.8	TRC	<0.00600	---	<0.00600	---	---
Chromium, Trivalent‡	mg/l	---	---	2.44428	TRC	0.72851	TRC	0.09476	TRC	1400	TRC	75	TRC	1400	TRC	<0.00600	---	<0.00600	---	---
Cobalt	mg/l	---	---	---	---	---	---	---	---	---	---	---	---	---	---	---	<0.00600	---	---	---
Copper	mg/l	0.5	TRC	0.03086	DIS	0.01783	DIS	0.01157	DIS	1.3	TRC	---	---	1.3	TRC	<0.01000	<0.01000	<0.01000	---	---
Iron	mg/l	---	---	---	---	---	---	1	DIS	---	---	---	---	---	---	---	<0.0600	---	---	---
Lead	mg/l	0.1	TRC	0.188668	DIS	0.089397	DIS	0.003484	DIS	0.015	TRC	---	---	0.015	TRC	<0.003000	<0.003000	<0.003000	---	---

Station Name	DC 6.1 E
Sample ID	RESE-1001199
Sample Date	2/28/2005 12:55:00 PM
Basin	Devils Canyon Watershed
Sub-basin	unknown
QC Type	Original data

Surface Water Hydrochemical Data

MONTGOMERY & ASSOCIATES

Parameters and Constituents		Standards														Results				
Name	Units	AZ Agricultural Livestock Watering		AZ Aquatic and Wildlife - Ephemeral Acute		AZ Aquatic and Wildlife - Warm Water Acute		AZ Aquatic and Wildlife - Warm Water Chronic		AZ Full Body Contact		AZ Fish Consumption		AZ Partial Body Contact		Dissolved Results	Total Results	Total Recoverable Results	Field Results	Use Exceeded
		Standard	Fraction	Standard	Fraction	Standard	Fraction	Standard	Fraction	Standard	Fraction	Standard	Fraction	Standard	Fraction					
Metals																				
Magnesium	mg/l	---	---	---	---	---	---	---	---	---	---	---	---	---	---	---	6.28	---	---	---
Manganese	mg/l	---	---	---	---	---	---	---	---	130.66701	---	---	---	130.66701	---	---	---	<0.00400	---	---
Mercury	mg/l	0.01	TRC	0.005	DIS	0.0024	DIS	0.00001	DIS	0.28	TRC	---	---	0.28	TRC	<0.00020	<0.00020	---	---	AZ Aquatic and Wildlife - Warm Water Chronic*
Molybdenum	mg/l	---	---	---	---	---	---	---	---	---	---	---	---	---	---	---	<0.00800	---	---	---
Nickel	mg/l	---	---	5.36022	DIS	0.60357	DIS	0.06704	DIS	28	TRC	0.511	TRC	28	TRC	<0.01000	---	<0.01000	---	---
Potassium	mg/l	---	---	---	---	---	---	---	---	---	---	---	---	---	---	---	1.13	---	---	---
Selenium	mg/l	0.05	TRC	0.033	TRC	---	---	0.002	TRC	4.667	TRC	0.667	TRC	4.667	TRC	---	<0.00300	<0.00300	---	AZ Aquatic and Wildlife - Warm Water Chronic*
Silver	mg/l	---	---	0.00539	DIS	0.00539	DIS	---	---	4.667	TRC	8	TRC	4.667	TRC	<0.000100	<0.000100	<0.000100	---	---
Sodium	mg/l	---	---	---	---	---	---	---	---	---	---	---	---	---	---	---	22.9	---	---	---
Thallium	mg/l	---	---	---	---	0.7	DIS	0.15	DIS	0.075	TRC	0.001	TRC	0.075	TRC	<0.00200	<0.00200	---	---	AZ Fish Consumption*
Zinc	mg/l	25	TRC	1.434	DIS	0.1511	DIS	0.1511	DIS	280	TRC	5.106	TRC	280	TRC	<0.0100	<0.0100	<0.0100	---	---

The hardness value used for calculation of hardness-dependent standards is the hardness of the sample itself, not the hardness of a receiving water.
* Detection limit exceeds standard
‡ For comparison only - no analysis exists

Station Name	DC 6.1 E
Sample ID	RESE-1001217
Sample Date	5/24/2005 10:00:00 AM
Basin	Devils Canyon Watershed
Sub-basin	unknown
QC Type	Original data

Surface Water Hydrochemical Data

MONTGOMERY & ASSOCIATES

Parameters and Constituents		Standards														Results				
Name	Units	AZ Agricultural Livestock Watering		AZ Aquatic and Wildlife - Ephemeral Acute		AZ Aquatic and Wildlife - Warm Water Acute		AZ Aquatic and Wildlife - Warm Water Chronic		AZ Full Body Contact		AZ Fish Consumption		AZ Partial Body Contact		Dissolved Results	Total Results	Total Recoverable Results	Field Results	Use Exceeded
		Standard	Fraction	Standard	Fraction	Standard	Fraction	Standard	Fraction	Standard	Fraction	Standard	Fraction	Standard	Fraction					
Bacteria																				
E. Coli	MPN/100ml	---	---	---	---	---	---	---	---	235	---	---	---	575	---	---	<2.0	---	---	---
Total Coliforms	MPN/100ml	---	---	---	---	---	---	---	---	---	---	---	---	---	---	---	<2.0	---	---	---
Field Parameters																				
Flow Rate	gallons/minute	---	---	---	---	---	---	---	---	---	---	---	---	---	---	---	---	---	0.5 j	---
pH (Field)	s.u.	6.5 - 9	---	6.5 - 9	---	6.5 - 9	---	6.5 - 9	---	6.5 - 9	---	---	---	6.5 - 9	---	---	---	---	8.00	---
Specific Conductance (Field)	uS/cm	---	---	---	---	---	---	---	---	---	---	---	---	---	---	---	---	---	299.6	---
Temperature (Field)	Deg C	---	---	---	---	---	---	---	---	---	---	---	---	---	---	---	---	---	20.7	---
Turbidity (Field)	NTUs	---	---	---	---	---	---	---	---	---	---	---	---	---	---	---	---	---	11.70	---
Inorganics																				
Alkalinity (as CaCO3)	mg/l	---	---	---	---	---	---	---	---	---	---	---	---	---	---	---	140.0	---	---	---
Bicarbonate (Calculated by M&A)	mg/l	---	---	---	---	---	---	---	---	---	---	---	---	---	---	---	170.8	---	---	---
Bicarbonate Alkalinity (as CaCO3)	mg/l	---	---	---	---	---	---	---	---	---	---	---	---	---	---	---	140.0	---	---	---
Bromide	mg/l	---	---	---	---	---	---	---	---	---	---	---	---	---	---	---	0.102	---	---	---
Carbonate (Calculated by M&A)	mg/l	---	---	---	---	---	---	---	---	---	---	---	---	---	---	---	--	---	---	---
Carbonate Alkalinity (as CaCO3)	mg/l	---	---	---	---	---	---	---	---	---	---	---	---	---	---	---	<1.00	---	---	---
Chloride	mg/l	---	---	---	---	---	---	---	---	---	---	---	---	---	---	---	5.53	---	---	---
Fluoride	mg/l	---	---	---	---	---	---	---	---	140	---	---	---	140	---	---	0.272	---	---	---
Hardness (as CaCO3)	mg/l	---	---	---	---	---	---	---	---	---	---	---	---	---	---	---	108.0	---	---	---
Nitrate as N	mg/l	---	---	---	---	---	---	---	---	3733.33	---	---	---	3733.33	---	---	0.77	---	---	---
Nitrate+Nitrite as N	mg/l	---	---	---	---	---	---	---	---	---	---	---	---	---	---	---	0.77	---	---	---
Nitrate+Nitrite as N (calculated by M&A)	mg/l	---	---	---	---	---	---	---	---	3733.33	---	---	---	3733.33	---	---	0.77	---	---	---
Nitrite as N	mg/l	---	---	---	---	---	---	---	---	233.33	---	---	---	233.33	---	---	<0.10	---	---	---
Ortho-Phosphate	mg/l	---	---	---	---	---	---	---	---	---	---	---	---	---	---	---	<0.50	---	---	---
Silica	mg/l	---	---	---	---	---	---	---	---	---	---	---	---	---	---	---	69.2	---	---	---
Sulfate	mg/l	---	---	---	---	---	---	---	---	---	---	---	---	---	---	---	13.00	---	---	---
Sulfide	mg/l	---	---	---	---	---	---	---	---	---	---	---	---	---	---	---	<1.00	---	---	---
Lab Parameters																				
Color	Color Units	---	---	---	---	---	---	---	---	---	---	---	---	---	---	---	<1.0	---	---	---
Total Dissolved Solids (Laboratory)	mg/l	---	---	---	---	---	---	---	---	---	---	---	---	---	---	---	240	---	---	---
Total Suspended Solids	mg/l	---	---	---	---	---	---	---	---	---	---	---	---	---	---	---	<5.00	---	---	---
Metals																				
Aluminum	mg/l	---	---	---	---	---	---	---	---	---	---	---	---	---	---	---	<0.0300	---	---	---
Antimony	mg/l	---	---	---	---	0.088	DIS	0.03	DIS	0.747	TRC	0.64	TRC	0.747	TRC	<0.00300	<0.00300	<0.00300	---	---
Arsenic	mg/l	0.2	TRC	0.44	DIS	0.34	DIS	0.15	DIS	0.03	TRC	0.08	TRC	0.28	TRC	<0.00300	<0.00300	<0.00300	---	---
Barium	mg/l	---	---	---	---	---	---	---	---	98	TRC	---	---	98	TRC	0.0195	---	---	---	---
Beryllium	mg/l	---	---	---	---	---	---	---	---	1.867	TRC	0.084	TRC	1.867	TRC	<0.00200	<0.00200	<0.00200	---	---
Boron	mg/l	---	---	---	---	---	---	---	---	186.667	TRC	---	---	186.667	TRC	---	<0.0400	---	---	---
Cadmium	mg/l	0.05	---	0.024577	DIS	0.008481	DIS	0.000592	DIS	0.7	TRC	0.084	TRC	0.7	TRC	<0.000200	<0.000200	<0.000200	---	---
Calcium	mg/l	---	---	---	---	---	---	---	---	---	---	---	---	---	---	---	34.9	---	---	---
Chromium	mg/l	1	---	---	---	---	---	---	---	---	---	---	---	---	---	<0.00600	---	<0.00600	---	---
Chromium, Hexavalent‡	mg/l	---	---	0.034	DIS	0.016	DIS	0.011	DIS	2.8	TRC	0.15	TRC	2.8	TRC	<0.00600	---	<0.00600	---	---
Chromium, Trivalent‡	mg/l	---	---	2.03602	TRC	0.60683	TRC	0.07894	TRC	1400	TRC	75	TRC	1400	TRC	<0.00600	---	<0.00600	---	---
Cobalt	mg/l	---	---	---	---	---	---	---	---	---	---	---	---	---	---	---	<0.00600	---	---	---
Copper	mg/l	0.5	TRC	0.02501	DIS	0.01445	DIS	0.00956	DIS	1.3	TRC	---	---	1.3	TRC	<0.01000	<0.01000	<0.01000	---	AZ Aquatic and Wildlife - Warm Water Chronic*
Iron	mg/l	---	---	---	---	---	---	1	DIS	---	---	---	---	---	---	---	<0.0600	---	---	---
Lead	mg/l	0.1	TRC	0.148194	DIS	0.070219	DIS	0.002736	DIS	0.015	TRC	---	---	0.015	TRC	<0.003000	<0.003000	<0.003000	---	AZ Aquatic and Wildlife - Warm Water Chronic*

Station Name	DC 6.1 E
Sample ID	RESE-1001217
Sample Date	5/24/2005 10:00:00 AM
Basin	Devils Canyon Watershed
Sub-basin	unknown
QC Type	Original data

Surface Water Hydrochemical Data

MONTGOMERY & ASSOCIATES

Parameters and Constituents		Standards														Results				
Name	Units	AZ Agricultural Livestock Watering		AZ Aquatic and Wildlife - Ephemeral Acute		AZ Aquatic and Wildlife - Warm Water Acute		AZ Aquatic and Wildlife - Warm Water Chronic		AZ Full Body Contact		AZ Fish Consumption		AZ Partial Body Contact		Dissolved Results	Total Results	Total Recoverable Results	Field Results	Use Exceeded
		Standard	Fraction	Standard	Fraction	Standard	Fraction	Standard	Fraction	Standard	Fraction	Standard	Fraction	Standard	Fraction					
Metals																				
Magnesium	mg/l	---	---	---	---	---	---	---	---	---	---	---	---	---	---	---	5.02	---	---	---
Manganese	mg/l	---	---	---	---	---	---	---	---	130.66701	---	---	---	130.66701	---	---	---	<0.00400	---	---
Mercury	mg/l	0.01	TRC	0.005	DIS	0.0024	DIS	0.00001	DIS	0.28	TRC	---	---	0.28	TRC	<0.00020	<0.00020	---	---	AZ Aquatic and Wildlife - Warm Water Chronic*
Molybdenum	mg/l	---	---	---	---	---	---	---	---	---	---	---	---	---	---	---	<0.00800	---	---	---
Nickel	mg/l	---	---	4.4381	DIS	0.49974	DIS	0.05551	DIS	28	TRC	0.511	TRC	28	TRC	<0.01000	---	<0.01000	---	---
Potassium	mg/l	---	---	---	---	---	---	---	---	---	---	---	---	---	---	---	1.05	---	---	---
Selenium	mg/l	0.05	TRC	0.033	TRC	---	---	0.002	TRC	4.667	TRC	0.667	TRC	4.667	TRC	---	<0.00300	<0.00300	---	AZ Aquatic and Wildlife - Warm Water Chronic*
Silver	mg/l	---	---	0.003672	DIS	0.003672	DIS	---	---	4.667	TRC	8	TRC	4.667	TRC	<0.000100	<0.000100	<0.000100	---	---
Sodium	mg/l	---	---	---	---	---	---	---	---	---	---	---	---	---	---	---	21.1	---	---	---
Thallium	mg/l	---	---	---	---	0.7	DIS	0.15	DIS	0.075	TRC	0.001	TRC	0.075	TRC	<0.00200	<0.00200	---	---	AZ Fish Consumption*
Zinc	mg/l	25	TRC	1.1869	DIS	0.1251	DIS	0.1251	DIS	280	TRC	5.106	TRC	280	TRC	<0.0100	<0.0100	<0.0100	---	---

The hardness value used for calculation of hardness-dependent standards is the hardness of the sample itself, not the hardness of a receiving water.
* Detection limit exceeds standard
‡ For comparison only - no analysis exists

Station Name	DC 6.1 E
Sample ID	RESE-1001230
Sample Date	8/23/2005 12:30:00 PM
Basin	Devils Canyon Watershed
Sub-basin	unknown
QC Type	Original data

Surface Water Hydrochemical Data

MONTGOMERY & ASSOCIATES

Parameters and Constituents		Standards														Results				
Name	Units	AZ Agricultural Livestock Watering		AZ Aquatic and Wildlife - Ephemeral Acute		AZ Aquatic and Wildlife - Warm Water Acute		AZ Aquatic and Wildlife - Warm Water Chronic		AZ Full Body Contact		AZ Fish Consumption		AZ Partial Body Contact		Dissolved Results	Total Results	Total Recoverable Results	Field Results	Use Exceeded
		Standard	Fraction	Standard	Fraction	Standard	Fraction	Standard	Fraction	Standard	Fraction	Standard	Fraction	Standard	Fraction					
Bacteria																				
E. Coli	MPN/100ml	---	---	---	---	---	---	---	---	235	---	---	---	575	---	---	<2.0	---	---	---
Total Coliforms	MPN/100ml	---	---	---	---	---	---	---	---	---	---	---	---	---	---	---	8.0	---	---	---
Field Parameters																				
Dissolved oxygen	mg/l	---	---	---	---	6	---	6	---	---	---	---	---	---	---	---	---	---	6.25	---
Flow Rate	gallons/minute	---	---	---	---	---	---	---	---	---	---	---	---	---	---	---	---	---	0.0	---
Specific Conductance (Field)	uS/cm	---	---	---	---	---	---	---	---	---	---	---	---	---	---	---	---	---	302.3	---
Temperature (Field)	Deg C	---	---	---	---	---	---	---	---	---	---	---	---	---	---	---	---	---	24.7	---
Turbidity (Field)	NTUs	---	---	---	---	---	---	---	---	---	---	---	---	---	---	---	---	---	163.50	---
Inorganics																				
Alkalinity (as CaCO3)	mg/l	---	---	---	---	---	---	---	---	---	---	---	---	---	---	---	142.0	---	---	---
Bicarbonate (Calculated by M&A)	mg/l	---	---	---	---	---	---	---	---	---	---	---	---	---	---	---	173.2	---	---	---
Bicarbonate Alkalinity (as CaCO3)	mg/l	---	---	---	---	---	---	---	---	---	---	---	---	---	---	---	142.0	---	---	---
Bromide	mg/l	---	---	---	---	---	---	---	---	---	---	---	---	---	---	---	<0.100	---	---	---
Carbonate (Calculated by M&A)	mg/l	---	---	---	---	---	---	---	---	---	---	---	---	---	---	---	--	---	---	---
Carbonate Alkalinity (as CaCO3)	mg/l	---	---	---	---	---	---	---	---	---	---	---	---	---	---	---	<1.00	---	---	---
Chloride	mg/l	---	---	---	---	---	---	---	---	---	---	---	---	---	---	---	5.20	---	---	---
Fluoride	mg/l	---	---	---	---	---	---	---	---	140	---	---	---	140	---	---	0.295	---	---	---
Hardness (as CaCO3)	mg/l	---	---	---	---	---	---	---	---	---	---	---	---	---	---	---	112.0	---	---	---
Nitrate as N	mg/l	---	---	---	---	---	---	---	---	3733.33	---	---	---	3733.33	---	---	0.70	---	---	---
Nitrate+Nitrite as N	mg/l	---	---	---	---	---	---	---	---	---	---	---	---	---	---	---	0.70	---	---	---
Nitrate+Nitrite as N (calculated by M&A)	mg/l	---	---	---	---	---	---	---	---	3733.33	---	---	---	3733.33	---	---	0.70	---	---	---
Nitrite as N	mg/l	---	---	---	---	---	---	---	---	233.33	---	---	---	233.33	---	---	<0.10	---	---	---
Ortho-Phosphate	mg/l	---	---	---	---	---	---	---	---	---	---	---	---	---	---	---	<0.50	---	---	---
Silica	mg/l	---	---	---	---	---	---	---	---	---	---	---	---	---	---	---	72.7	---	---	---
Sulfate	mg/l	---	---	---	---	---	---	---	---	---	---	---	---	---	---	---	10.20	---	---	---
Sulfide	mg/l	---	---	---	---	---	---	---	---	---	---	---	---	---	---	---	<1.00	---	---	---
Lab Parameters																				
Color	Color Units	---	---	---	---	---	---	---	---	---	---	---	---	---	---	---	<1.0	---	---	---
Total Dissolved Solids (Laboratory)	mg/l	---	---	---	---	---	---	---	---	---	---	---	---	---	---	---	220	---	---	---
Total Suspended Solids	mg/l	---	---	---	---	---	---	---	---	---	---	---	---	---	---	---	<5.00	---	---	---
Metals																				
Aluminum	mg/l	---	---	---	---	---	---	---	---	---	---	---	---	---	---	---	<0.0300	---	---	---
Antimony	mg/l	---	---	---	---	0.088	DIS	0.03	DIS	0.747	TRC	0.64	TRC	0.747	TRC	<0.00300	<0.00300	<0.00300	---	---
Arsenic	mg/l	0.2	TRC	0.44	DIS	0.34	DIS	0.15	DIS	0.03	TRC	0.08	TRC	0.28	TRC	<0.00300	<0.00300	<0.00300	---	---
Barium	mg/l	---	---	---	---	---	---	---	---	98	TRC	---	---	98	TRC	0.0185	---	---	---	---
Beryllium	mg/l	---	---	---	---	---	---	---	---	1.867	TRC	0.084	TRC	1.867	TRC	<0.00200	<0.00200	<0.00200	---	---
Boron	mg/l	---	---	---	---	---	---	---	---	186.667	TRC	---	---	186.667	TRC	---	<0.0400	---	---	---
Cadmium	mg/l	0.05	---	0.025461	DIS	0.008786	DIS	0.000607	DIS	0.7	TRC	0.084	TRC	0.7	TRC	<0.000200	<0.000100	<0.000200	---	---
Calcium	mg/l	---	---	---	---	---	---	---	---	---	---	---	---	---	---	---	36.2	---	---	---
Chromium	mg/l	1	---	---	---	---	---	---	---	---	---	---	---	---	---	<0.00600	---	<0.00600	---	---
Chromium, Hexavalent‡	mg/l	---	---	0.034	DIS	0.016	DIS	0.011	DIS	2.8	TRC	0.15	TRC	2.8	TRC	<0.00600	---	<0.00600	---	---
Chromium, Trivalent‡	mg/l	---	---	2.09758	TRC	0.62518	TRC	0.08132	TRC	1400	TRC	75	TRC	1400	TRC	<0.00600	---	<0.00600	---	---
Cobalt	mg/l	---	---	---	---	---	---	---	---	---	---	---	---	---	---	---	<0.00600	---	---	---
Copper	mg/l	0.5	TRC	0.02588	DIS	0.01495	DIS	0.00987	DIS	1.3	TRC	---	---	1.3	TRC	<0.01000	<0.01000	<0.01000	---	AZ Aquatic and Wildlife - Warm Water Chronic*
Iron	mg/l	---	---	---	---	---	---	1	DIS	---	---	---	---	---	---	---	<0.0600	---	---	---
Lead	mg/l	0.1	TRC	0.154161	DIS	0.073046	DIS	0.002847	DIS	0.015	TRC	---	---	0.015	TRC	<0.003000	<0.003000	<0.003000	---	AZ Aquatic and Wildlife - Warm Water Chronic*

Station Name	DC 6.1 E
Sample ID	RESE-1001230
Sample Date	8/23/2005 12:30:00 PM
Basin	Devils Canyon Watershed
Sub-basin	unknown
QC Type	Original data

Surface Water Hydrochemical Data

MONTGOMERY & ASSOCIATES

Parameters and Constituents		Standards														Results				
Name	Units	AZ Agricultural Livestock Watering		AZ Aquatic and Wildlife - Ephemeral Acute		AZ Aquatic and Wildlife - Warm Water Acute		AZ Aquatic and Wildlife - Warm Water Chronic		AZ Full Body Contact		AZ Fish Consumption		AZ Partial Body Contact		Dissolved Results	Total Results	Total Recoverable Results	Field Results	Use Exceeded
		Standard	Fraction	Standard	Fraction	Standard	Fraction	Standard	Fraction	Standard	Fraction	Standard	Fraction	Standard	Fraction					
Metals																				
Magnesium	mg/l	---	---	---	---	---	---	---	---	---	---	---	---	---	---	---	5.36	---	---	---
Manganese	mg/l	---	---	---	---	---	---	---	---	130.66701	---	---	---	130.66701	---	---	---	<0.00400	---	---
Mercury	mg/l	0.01	TRC	0.005	DIS	0.0024	DIS	0.00001	DIS	0.28	TRC	---	---	0.28	TRC	<0.00020	<0.00020	---	---	AZ Aquatic and Wildlife - Warm Water Chronic*
Molybdenum	mg/l	---	---	---	---	---	---	---	---	---	---	---	---	---	---	---	<0.00800	---	---	---
Nickel	mg/l	---	---	4.57677	DIS	0.51535	DIS	0.05724	DIS	28	TRC	0.511	TRC	28	TRC	<0.01000	---	<0.01000	---	---
Potassium	mg/l	---	---	---	---	---	---	---	---	---	---	---	---	---	---	---	1.13	---	---	---
Selenium	mg/l	0.05	TRC	0.033	TRC	---	---	0.002	TRC	4.667	TRC	0.667	TRC	4.667	TRC	---	<0.00300	<0.00300	---	AZ Aquatic and Wildlife - Warm Water Chronic*
Silver	mg/l	---	---	0.003909	DIS	0.003909	DIS	---	---	4.667	TRC	8	TRC	4.667	TRC	<0.000100	<0.000100	<0.000100	---	---
Sodium	mg/l	---	---	---	---	---	---	---	---	---	---	---	---	---	---	---	22.5	---	---	---
Thallium	mg/l	---	---	---	---	0.7	DIS	0.15	DIS	0.075	TRC	0.001	TRC	0.075	TRC	<0.00200	<0.00200	---	---	AZ Fish Consumption*
Zinc	mg/l	25	TRC	1.2241	DIS	0.129	DIS	0.129	DIS	280	TRC	5.106	TRC	280	TRC	<0.0100	<0.0100	<0.0100	---	---
Other																				
Anions (Laboratory)	meq/l	---	---	---	---	---	---	---	---	---	---	---	---	---	---	---	3.22	---	---	---
Cations (Laboratory)	meq/l	---	---	---	---	---	---	---	---	---	---	---	---	---	---	---	3.26	---	---	---
Ion Balance (Laboratory)	%	---	---	---	---	---	---	---	---	---	---	---	---	---	---	---	0.62	---	---	---
Total Dissolved Solids (Calc by Lab)	mg/l	---	---	---	---	---	---	---	---	---	---	---	---	---	---	---	258	---	---	---

The hardness value used for calculation of hardness-dependent standards is the hardness of the sample itself, not the hardness of a receiving water.
* Detection limit exceeds standard
‡ For comparison only - no analysis exists

Station Name	DC 6.1 E
Sample ID	RESE-1002007
Sample Date	8/7/2008 12:15:00 PM
Basin	Devils Canyon Watershed
Sub-basin	unknown
QC Type	Original data

Surface Water Hydrochemical Data

MONTGOMERY & ASSOCIATES

Parameters and Constituents		Standards														Results				
Name	Units	AZ Agricultural Livestock Watering		AZ Aquatic and Wildlife - Ephemeral Acute		AZ Aquatic and Wildlife - Warm Water Acute		AZ Aquatic and Wildlife - Warm Water Chronic		AZ Full Body Contact		AZ Fish Consumption		AZ Partial Body Contact		Dissolved Results	Total Results	Total Recoverable Results	Field Results	Use Exceeded
		Standard	Fraction	Standard	Fraction	Standard	Fraction	Standard	Fraction	Standard	Fraction	Standard	Fraction	Standard	Fraction					
Field Parameters																				
Dissolved oxygen	mg/l	---	---	---	---	6	---	6	---	---	---	---	---	---	---	---	---	---	7.11	---
Flow Rate	gallons/minute	---	---	---	---	---	---	---	---	---	---	---	---	---	---	---	---	---	1.0 j	---
pH (Field)	s.u.	6.5 - 9	---	6.5 - 9	---	6.5 - 9	---	6.5 - 9	---	6.5 - 9	---	---	---	6.5 - 9	---	---	---	---	8.48	---
Specific Conductance (Field)	uS/cm	---	---	---	---	---	---	---	---	---	---	---	---	---	---	---	---	---	298.5	---
Temperature (Field)	Deg C	---	---	---	---	---	---	---	---	---	---	---	---	---	---	---	---	---	22.6	---
Turbidity (Field)	NTUs	---	---	---	---	---	---	---	---	---	---	---	---	---	---	---	---	---	1.93	---
Inorganics																				
Alkalinity (as CaCO3)	mg/l	---	---	---	---	---	---	---	---	---	---	---	---	---	---	141.0	143.0	---	---	---
Bicarbonate (Calculated by M&A)	mg/l	---	---	---	---	---	---	---	---	---	---	---	---	---	---	172.0	---	---	---	---
Bicarbonate Alkalinity (as CaCO3)	mg/l	---	---	---	---	---	---	---	---	---	---	---	---	---	---	141.0	140.0	---	---	---
Bromide	mg/l	---	---	---	---	---	---	---	---	---	---	---	---	---	---	---	<0.100	---	---	---
Carbonate (Calculated by M&A)	mg/l	---	---	---	---	---	---	---	---	---	---	---	---	---	---	--	---	---	---	---
Carbonate Alkalinity (as CaCO3)	mg/l	---	---	---	---	---	---	---	---	---	---	---	---	---	---	<1.00	2.90	---	---	---
Chloride	mg/l	---	---	---	---	---	---	---	---	---	---	---	---	---	---	5.32	5.35	---	---	---
Fluoride	mg/l	---	---	---	---	---	---	---	---	140	---	---	---	140	---	---	0.385	---	---	---
Hardness (as CaCO3)	mg/l	---	---	---	---	---	---	---	---	---	---	---	---	---	---	101.0	---	100.0	---	---
Hydroxide Alkalinity (as CaCO3)	mg/l	---	---	---	---	---	---	---	---	---	---	---	---	---	---	<1.0	<1.0	---	---	---
Nitrate as N	mg/l	---	---	---	---	---	---	---	---	3733.33	---	---	---	3733.33	---	---	0.69	---	---	---
Nitrate+Nitrite as N (calculated by M&A)	mg/l	---	---	---	---	---	---	---	---	3733.33	---	---	---	3733.33	---	---	0.69	---	---	---
Nitrite as N	mg/l	---	---	---	---	---	---	---	---	233.33	---	---	---	233.33	---	---	<0.10	---	---	---
Orthophosphate as P	mg/l	---	---	---	---	---	---	---	---	---	---	---	---	---	---	---	<0.20	---	---	---
Silica	mg/l	---	---	---	---	---	---	---	---	---	---	---	---	---	---	73.3	---	---	---	---
Sulfate	mg/l	---	---	---	---	---	---	---	---	---	---	---	---	---	---	11.20	10.20	---	---	---
Lab Parameters																				
Total Dissolved Solids (Laboratory)	mg/l	---	---	---	---	---	---	---	---	---	---	---	---	---	---	---	250	---	---	---
Total Suspended Solids	mg/l	---	---	---	---	---	---	---	---	---	---	---	---	---	---	---	<5.00	---	---	---
Metals																				
Aluminum	mg/l	---	---	---	---	---	---	---	---	---	---	---	---	---	---	<0.0800	---	---	---	---
Antimony	mg/l	---	---	---	---	0.088	DIS	0.03	DIS	0.747	TRC	0.64	TRC	0.747	TRC	<0.00300	---	<0.00300	---	---
Arsenic	mg/l	0.2	TRC	0.44	DIS	0.34	DIS	0.15	DIS	0.03	TRC	0.08	TRC	0.28	TRC	<0.02500	---	<0.02500	---	---
Barium	mg/l	---	---	---	---	---	---	---	---	98	TRC	---	---	98	TRC	0.0172	---	---	---	---
Beryllium	mg/l	---	---	---	---	---	---	---	---	1.867	TRC	0.084	TRC	1.867	TRC	<0.00200	---	<0.00200	---	---
Boron	mg/l	---	---	---	---	---	---	---	---	186.667	TRC	---	---	186.667	TRC	---	---	<0.0400	---	---
Cadmium	mg/l	0.05	---	0.023027	DIS	0.007946	DIS	0.000565	DIS	0.7	TRC	0.084	TRC	0.7	TRC	<0.000200	---	<0.002000	---	---
Calcium	mg/l	---	---	---	---	---	---	---	---	---	---	---	---	---	---	32.7	---	32.2	---	---
Chromium	mg/l	1	---	---	---	---	---	---	---	---	---	---	---	---	---	---	---	<0.00600	---	---
Chromium, Hexavalent‡	mg/l	---	---	0.034	DIS	0.016	DIS	0.011	DIS	2.8	TRC	0.15	TRC	2.8	TRC	---	---	<0.00600	---	---
Chromium, Trivalent‡	mg/l	---	---	1.92729	TRC	0.57443	TRC	0.07472	TRC	1400	TRC	75	TRC	1400	TRC	---	---	<0.00600	---	---
Cobalt	mg/l	---	---	---	---	---	---	---	---	---	---	---	---	---	---	<0.00600	---	---	---	---
Copper	mg/l	0.5	TRC	0.02348	DIS	0.01357	DIS	0.00903	DIS	1.3	TRC	---	---	1.3	TRC	<0.00100	---	<0.01000	---	---
Iron	mg/l	---	---	---	---	---	---	1	DIS	---	---	---	---	---	---	<0.0600	---	---	---	---
Lead	mg/l	0.1	TRC	0.13778	DIS	0.065285	DIS	0.002544	DIS	0.015	TRC	---	---	0.015	TRC	<0.003000	---	<0.003000	---	AZ Aquatic and Wildlife - Warm Water Chronic*
Magnesium	mg/l	---	---	---	---	---	---	---	---	---	---	---	---	---	---	5.02	---	4.86	---	---
Manganese	mg/l	---	---	---	---	---	---	---	---	130.66701	---	---	---	130.66701	---	<0.00400	---	<0.00400	---	---
Mercury	mg/l	0.01	TRC	0.005	DIS	0.0024	DIS	0.00001	DIS	0.28	TRC	---	---	0.28	TRC	<0.00020	<0.00020	---	---	AZ Aquatic and Wildlife - Warm Water Chronic*

Station Name	DC 6.1 E
Sample ID	RESE-1002007
Sample Date	8/7/2008 12:15:00 PM
Basin	Devils Canyon Watershed
Sub-basin	unknown
QC Type	Original data

Surface Water Hydrochemical Data

MONTGOMERY & ASSOCIATES

Parameters and Constituents		Standards														Results				
Name	Units	AZ Agricultural Livestock Watering		AZ Aquatic and Wildlife - Ephemeral Acute		AZ Aquatic and Wildlife - Warm Water Acute		AZ Aquatic and Wildlife - Warm Water Chronic		AZ Full Body Contact		AZ Fish Consumption		AZ Partial Body Contact		Dissolved Results	Total Results	Total Recoverable Results	Field Results	Use Exceeded
		Standard	Fraction	Standard	Fraction	Standard	Fraction	Standard	Fraction	Standard	Fraction	Standard	Fraction	Standard	Fraction					
Metals																				
Molybdenum	mg/l	---	---	---	---	---	---	---	---	---	---	---	---	---	---	0.02890	---	---	---	---
Nickel	mg/l	---	---	4.1935	DIS	0.47219	DIS	0.05245	DIS	28	TRC	0.511	TRC	28	TRC	<0.01000	---	<0.01000	---	---
Potassium	mg/l	---	---	---	---	---	---	---	---	---	---	---	---	---	---	1.14	---	0.97	---	---
Selenium	mg/l	0.05	TRC	0.033	TRC	---	---	0.002	TRC	4.667	TRC	0.667	TRC	4.667	TRC	---	---	<0.00300	---	AZ Aquatic and Wildlife - Warm Water Chronic*
Silver	mg/l	---	---	0.003272	DIS	0.003272	DIS	---	---	4.667	TRC	8	TRC	4.667	TRC	<0.000100	---	<0.005000	---	---
Sodium	mg/l	---	---	---	---	---	---	---	---	---	---	---	---	---	---	21.5	---	21.4	---	---
Strontium	mg/l	---	---	---	---	---	---	---	---	---	---	---	---	---	---	0.144	---	---	---	---
Strontium (by isotope dilution)	ppm	---	---	---	---	---	---	---	---	---	---	---	---	---	---	---	0.1573	---	---	---
Thallium	mg/l	---	---	---	---	0.7	DIS	0.15	DIS	0.075	TRC	0.001	TRC	0.075	TRC	<0.00100	---	<0.00100	---	AZ Fish Consumption*
Uranium	mg/l	---	---	---	---	---	---	---	---	2.8	---	---	---	2.8	---	---	0.0005	---	---	---
Zinc	mg/l	25	TRC	1.1214	DIS	0.1182	DIS	0.1182	DIS	280	TRC	5.106	TRC	280	TRC	<0.0100	---	<0.0100	---	---
Other																				
Dissolved Organic Carbon	mg/l	---	---	---	---	---	---	---	---	---	---	---	---	---	---	---	---	---	<1.00	---
Radiogenic Isotopes																				
Strontium 87/86	none	---	---	---	---	---	---	---	---	---	---	---	---	---	---	---	0.710261	---	---	---
Tritium	TU	---	---	---	---	---	---	---	---	---	---	---	---	---	---	---	<0.9	---	---	---
Radiologicals																				
Gross Alpha	pCi/l	---	---	---	---	---	---	---	---	---	---	---	---	---	---	---	<1.60	---	---	---
Gross Beta	pCi/l	---	---	---	---	---	---	---	---	---	---	---	---	---	---	---	<2.7	---	---	---
Uranium Activity (Calc 907.0)	pCi/l	---	---	---	---	---	---	---	---	---	---	---	---	---	---	---	1.2	---	---	---
Radionuclides																				
Radium 226	pCi/l	---	---	---	---	---	---	---	---	---	---	---	---	---	---	---	<0.18	---	---	---
Radium 226 + Radium 228	pCi/l	---	---	---	---	---	---	---	---	---	---	---	---	---	---	---	--	---	---	---
Radium 228	pCi/l	---	---	---	---	---	---	---	---	---	---	---	---	---	---	---	<1.2	---	---	---
Uranium 234	pCi/l	---	---	---	---	---	---	---	---	---	---	---	---	---	---	---	1.1	---	---	---
Uranium 235	pCi/l	---	---	---	---	---	---	---	---	---	---	---	---	---	---	---	<0.2	---	---	---
Uranium 238	pCi/l	---	---	---	---	---	---	---	---	---	---	---	---	---	---	---	<0.2	---	---	---
Stable Isotopes																				
Delta Deuterium	per mil	---	---	---	---	---	---	---	---	---	---	---	---	---	---	---	-70	---	---	---
Delta Oxygen-18	per mil	---	---	---	---	---	---	---	---	---	---	---	---	---	---	---	-10.3	---	---	---
Delta Oxygen-18 of Sulfate	per mil	---	---	---	---	---	---	---	---	---	---	---	---	---	---	---	6.8	---	---	---
Delta Sulfur-34	per mil	---	---	---	---	---	---	---	---	---	---	---	---	---	---	---	1.5	---	---	---

The hardness value used for calculation of hardness-dependent standards is the hardness of the sample itself, not the hardness of a receiving water.

* Detection limit exceeds standard

‡ For comparison only - no analysis exists

Station Name	DC 6.1 E
Sample ID	RESE-1002007
Sample Date	8/7/2008 12:15:00 PM
Basin	Devils Canyon Watershed
Sub-basin	unknown
QC Type	Laboratory duplicates

Surface Water Hydrochemical Data

MONTGOMERY & ASSOCIATES

Parameters and Constituents		Standards														Results				
Name	Units	AZ Agricultural Livestock Watering		AZ Aquatic and Wildlife - Ephemeral Acute		AZ Aquatic and Wildlife - Warm Water Acute		AZ Aquatic and Wildlife - Warm Water Chronic		AZ Full Body Contact		AZ Fish Consumption		AZ Partial Body Contact		Dissolved Results	Total Results	Total Recoverable Results	Field Results	Use Exceeded
		Standard	Fraction	Standard	Fraction	Standard	Fraction	Standard	Fraction	Standard	Fraction	Standard	Fraction	Standard	Fraction					
Metals																				
Strontium (by isotope dilution)	ppm	---	---	---	---	---	---	---	---	---	---	---	---	---	---	---	0.1574	---	---	---
Radiogenic Isotopes																				
Strontium 87/86	none	---	---	---	---	---	---	---	---	---	---	---	---	---	---	---	0.710281	---	---	---

The hardness value used for calculation of hardness-dependent standards is the hardness of the sample itself, not the hardness of a receiving water.

Station Name	DC 6.1 E
Sample ID	RESE-1002036
Sample Date	11/6/2008 11:30:00 AM
Basin	Devils Canyon Watershed
Sub-basin	unknown
QC Type	Original data

Surface Water Hydrochemical Data

MONTGOMERY & ASSOCIATES

Parameters and Constituents		Standards														Results				
Name	Units	AZ Agricultural Livestock Watering		AZ Aquatic and Wildlife - Ephemeral Acute		AZ Aquatic and Wildlife - Warm Water Acute		AZ Aquatic and Wildlife - Warm Water Chronic		AZ Full Body Contact		AZ Fish Consumption		AZ Partial Body Contact		Dissolved Results	Total Results	Total Recoverable Results	Field Results	Use Exceeded
		Standard	Fraction	Standard	Fraction	Standard	Fraction	Standard	Fraction	Standard	Fraction	Standard	Fraction	Standard	Fraction					
Field Parameters																				
Dissolved oxygen	mg/l	---	---	---	---	6	---	6	---	---	---	---	---	---	---	---	---	---	8.56	---
Flow Rate	gallons/minute	---	---	---	---	---	---	---	---	---	---	---	---	---	---	---	---	---	0.0	---
pH (Field)	s.u.	6.5 - 9	---	6.5 - 9	---	6.5 - 9	---	6.5 - 9	---	6.5 - 9	---	---	---	6.5 - 9	---	---	---	---	8.20	---
Specific Conductance (Field)	uS/cm	---	---	---	---	---	---	---	---	---	---	---	---	---	---	---	---	---	274.0	---
Temperature (Field)	Deg C	---	---	---	---	---	---	---	---	---	---	---	---	---	---	---	---	---	15.6	---
Turbidity (Field)	NTUs	---	---	---	---	---	---	---	---	---	---	---	---	---	---	---	---	---	0.30	---
Inorganics																				
Alkalinity (as CaCO3)	mg/l	---	---	---	---	---	---	---	---	---	---	---	---	---	---	---	145.0	---	---	---
Bicarbonate (Calculated by M&A)	mg/l	---	---	---	---	---	---	---	---	---	---	---	---	---	---	---	176.9	---	---	---
Bicarbonate Alkalinity (as CaCO3)	mg/l	---	---	---	---	---	---	---	---	---	---	---	---	---	---	---	145.0	---	---	---
Bromide	mg/l	---	---	---	---	---	---	---	---	---	---	---	---	---	---	---	<0.100	---	---	---
Carbonate (Calculated by M&A)	mg/l	---	---	---	---	---	---	---	---	---	---	---	---	---	---	---	--	---	---	---
Carbonate Alkalinity (as CaCO3)	mg/l	---	---	---	---	---	---	---	---	---	---	---	---	---	---	---	<1.00	---	---	---
Chloride	mg/l	---	---	---	---	---	---	---	---	---	---	---	---	---	---	---	5.12	---	---	---
Fluoride	mg/l	---	---	---	---	---	---	---	---	140	---	---	---	140	---	---	0.373	---	---	---
Hardness (as CaCO3)	mg/l	---	---	---	---	---	---	---	---	---	---	---	---	---	---	106.0	---	---	---	---
Nitrate as N	mg/l	---	---	---	---	---	---	---	---	3733.33	---	---	---	3733.33	---	---	0.65	---	---	---
Nitrate+Nitrite as N	mg/l	---	---	---	---	---	---	---	---	---	---	---	---	---	---	---	0.65	---	---	---
Nitrate+Nitrite as N (calculated by M&A)	mg/l	---	---	---	---	---	---	---	---	3733.33	---	---	---	3733.33	---	---	0.65	---	---	---
Nitrite as N	mg/l	---	---	---	---	---	---	---	---	233.33	---	---	---	233.33	---	---	<0.10	---	---	---
Orthophosphate as P	mg/l	---	---	---	---	---	---	---	---	---	---	---	---	---	---	---	<0.20	---	---	---
Silica	mg/l	---	---	---	---	---	---	---	---	---	---	---	---	---	---	68.4	---	---	---	---
Sulfate	mg/l	---	---	---	---	---	---	---	---	---	---	---	---	---	---	---	9.45	---	---	---
Lab Parameters																				
Total Dissolved Solids (Laboratory)	mg/l	---	---	---	---	---	---	---	---	---	---	---	---	---	---	---	260	---	---	---
Total Suspended Solids	mg/l	---	---	---	---	---	---	---	---	---	---	---	---	---	---	---	<5.00	---	---	---
Metals																				
Aluminum	mg/l	---	---	---	---	---	---	---	---	---	---	---	---	---	---	<0.0800	---	---	---	---
Antimony	mg/l	---	---	---	---	0.088	DIS	0.03	DIS	0.747	TRC	0.64	TRC	0.747	TRC	<0.00300	---	<0.00300	---	---
Arsenic	mg/l	0.2	TRC	0.44	DIS	0.34	DIS	0.15	DIS	0.03	TRC	0.08	TRC	0.28	TRC	<0.02500	---	<0.02500	---	---
Barium	mg/l	---	---	---	---	---	---	---	---	98	TRC	---	---	98	TRC	0.0176	---	---	---	---
Beryllium	mg/l	---	---	---	---	---	---	---	---	1.867	TRC	0.084	TRC	1.867	TRC	<0.00200	---	<0.00200	---	---
Boron	mg/l	---	---	---	---	---	---	---	---	186.667	TRC	---	---	186.667	TRC	---	---	<0.0400	---	---
Cadmium	mg/l	0.05	---	0.024134	DIS	0.008328	DIS	0.000585	DIS	0.7	TRC	0.084	TRC	0.7	TRC	<0.000200	---	<0.002000	---	---
Calcium	mg/l	---	---	---	---	---	---	---	---	---	---	---	---	---	---	---	---	34.1	---	---
Chromium	mg/l	1	---	---	---	---	---	---	---	---	---	---	---	---	---	---	---	<0.00600	---	---
Chromium, Hexavalent‡	mg/l	---	---	0.034	DIS	0.016	DIS	0.011	DIS	2.8	TRC	0.15	TRC	2.8	TRC	---	---	<0.00600	---	---
Chromium, Trivalent‡	mg/l	---	---	2.00509	TRC	0.59761	TRC	0.07774	TRC	1400	TRC	75	TRC	1400	TRC	---	---	<0.00600	---	---
Cobalt	mg/l	---	---	---	---	---	---	---	---	---	---	---	---	---	---	<0.00600	---	---	---	---
Copper	mg/l	0.5	TRC	0.02457	DIS	0.0142	DIS	0.00941	DIS	1.3	TRC	---	---	1.3	TRC	<0.00100	---	<0.01000	---	---
Iron	mg/l	---	---	---	---	---	---	1	DIS	---	---	---	---	---	---	<0.0600	---	---	---	---
Lead	mg/l	0.1	TRC	0.145214	DIS	0.068807	DIS	0.002681	DIS	0.015	TRC	---	---	0.015	TRC	<0.003000	---	<0.003000	---	AZ Aquatic and Wildlife - Warm Water Chronic*
Magnesium	mg/l	---	---	---	---	---	---	---	---	---	---	---	---	---	---	---	---	5.11	---	---
Manganese	mg/l	---	---	---	---	---	---	---	---	130.66701	---	---	---	130.66701	---	<0.00400	---	<0.00400	---	---
Mercury	mg/l	0.01	TRC	0.005	DIS	0.0024	DIS	0.00001	DIS	0.28	TRC	---	---	0.28	TRC	<0.00020	<0.00020	---	---	AZ Aquatic and Wildlife - Warm Water Chronic*

Station Name	DC 6.1 E
Sample ID	RESE-1002036
Sample Date	11/6/2008 11:30:00 AM
Basin	Devils Canyon Watershed
Sub-basin	unknown
QC Type	Original data

Surface Water Hydrochemical Data

MONTGOMERY & ASSOCIATES

Parameters and Constituents		Standards														Results				
Name	Units	AZ Agricultural Livestock Watering		AZ Aquatic and Wildlife - Ephemeral Acute		AZ Aquatic and Wildlife - Warm Water Acute		AZ Aquatic and Wildlife - Warm Water Chronic		AZ Full Body Contact		AZ Fish Consumption		AZ Partial Body Contact		Dissolved Results	Total Results	Total Recoverable Results	Field Results	Use Exceeded
		Standard	Fraction	Standard	Fraction	Standard	Fraction	Standard	Fraction	Standard	Fraction	Standard	Fraction	Standard	Fraction					
Metals																				
Molybdenum	mg/l	---	---	---	---	---	---	---	---	---	---	---	---	---	---	<0.00800	---	---	---	---
Nickel	mg/l	---	---	4.36847	DIS	0.4919	DIS	0.05463	DIS	28	TRC	0.511	TRC	28	TRC	<0.01000	---	<0.01000	---	---
Potassium	mg/l	---	---	---	---	---	---	---	---	---	---	---	---	---	---	---	---	1.19	---	---
Selenium	mg/l	0.05	TRC	0.033	TRC	---	---	0.002	TRC	4.667	TRC	0.667	TRC	4.667	TRC	---	---	<0.00300	---	AZ Aquatic and Wildlife - Warm Water Chronic*
Silver	mg/l	---	---	0.003556	DIS	0.003556	DIS	---	---	4.667	TRC	8	TRC	4.667	TRC	<0.000100	---	<0.005000	---	---
Sodium	mg/l	---	---	---	---	---	---	---	---	---	---	---	---	---	---	---	---	22.6	---	---
Strontium	mg/l	---	---	---	---	---	---	---	---	---	---	---	---	---	---	0.147	---	---	---	---
Thallium	mg/l	---	---	---	---	0.7	DIS	0.15	DIS	0.075	TRC	0.001	TRC	0.075	TRC	<0.00100	---	<0.00100	---	AZ Fish Consumption*
Zinc	mg/l	25	TRC	1.1683	DIS	0.1231	DIS	0.1231	DIS	280	TRC	5.106	TRC	280	TRC	<0.0100	---	<0.0100	---	---
Other																				
Dissolved Organic Carbon	mg/l	---	---	---	---	---	---	---	---	---	---	---	---	---	---	---	---	---	<1.00	---

The hardness value used for calculation of hardness-dependent standards is the hardness of the sample itself, not the hardness of a receiving water.
* Detection limit exceeds standard
‡ For comparison only - no analysis exists

Station Name	DC 6.1 E
Sample ID	RESE-1002064
Sample Date	2/25/2009 12:30:00 PM
Basin	Devils Canyon Watershed
Sub-basin	unknown
QC Type	Original data

Surface Water Hydrochemical Data

MONTGOMERY & ASSOCIATES

Parameters and Constituents		Standards														Results				
Name	Units	AZ Agricultural Livestock Watering		AZ Aquatic and Wildlife - Ephemeral Acute		AZ Aquatic and Wildlife - Warm Water Acute		AZ Aquatic and Wildlife - Warm Water Chronic		AZ Full Body Contact		AZ Fish Consumption		AZ Partial Body Contact		Dissolved Results	Total Results	Total Recoverable Results	Field Results	Use Exceeded
		Standard	Fraction	Standard	Fraction	Standard	Fraction	Standard	Fraction	Standard	Fraction	Standard	Fraction	Standard	Fraction					
Field Parameters																				
Dissolved oxygen	mg/l	---	---	---	---	6	---	6	---	---	---	---	---	---	---	---	---	---	8.15	---
pH (Field)	s.u.	6.5 - 9	---	6.5 - 9	---	6.5 - 9	---	6.5 - 9	---	6.5 - 9	---	---	---	6.5 - 9	---	---	---	---	8.18	---
Specific Conductance (Field)	uS/cm	---	---	---	---	---	---	---	---	---	---	---	---	---	---	---	---	---	291.0	---
Temperature (Field)	Deg C	---	---	---	---	---	---	---	---	---	---	---	---	---	---	---	---	---	20.5	---
Turbidity (Field)	NTUs	---	---	---	---	---	---	---	---	---	---	---	---	---	---	---	---	---	0.93	---
Inorganics																				
Alkalinity (as CaCO3)	mg/l	---	---	---	---	---	---	---	---	---	---	---	---	---	---	---	137.0	---	---	---
Bicarbonate (Calculated by M&A)	mg/l	---	---	---	---	---	---	---	---	---	---	---	---	---	---	---	167.1	---	---	---
Bicarbonate Alkalinity (as CaCO3)	mg/l	---	---	---	---	---	---	---	---	---	---	---	---	---	---	---	137.0	---	---	---
Bromide	mg/l	---	---	---	---	---	---	---	---	---	---	---	---	---	---	---	<0.100	---	---	---
Carbonate (Calculated by M&A)	mg/l	---	---	---	---	---	---	---	---	---	---	---	---	---	---	---	--	---	---	---
Carbonate Alkalinity (as CaCO3)	mg/l	---	---	---	---	---	---	---	---	---	---	---	---	---	---	---	<1.00	---	---	---
Chloride	mg/l	---	---	---	---	---	---	---	---	---	---	---	---	---	---	---	5.28	---	---	---
Fluoride	mg/l	---	---	---	---	---	---	---	---	140	---	---	---	140	---	---	0.247	---	---	---
Hardness (as CaCO3)	mg/l	---	---	---	---	---	---	---	---	---	---	---	---	---	---	95.0	---	---	---	---
Silica	mg/l	---	---	---	---	---	---	---	---	---	---	---	---	---	---	71.3	---	---	---	---
Sulfate	mg/l	---	---	---	---	---	---	---	---	---	---	---	---	---	---	---	9.52	---	---	---
Lab Parameters																				
Total Dissolved Solids (Laboratory)	mg/l	---	---	---	---	---	---	---	---	---	---	---	---	---	---	---	266	---	---	---
Total Suspended Solids	mg/l	---	---	---	---	---	---	---	---	---	---	---	---	---	---	---	<5.00	---	---	---
Metals																				
Aluminum	mg/l	---	---	---	---	---	---	---	---	---	---	---	---	---	---	<0.0800	---	---	---	---
Antimony	mg/l	---	---	---	---	0.088	DIS	0.03	DIS	0.747	TRC	0.64	TRC	0.747	TRC	<0.00300	---	<0.00300	---	---
Arsenic	mg/l	0.2	TRC	0.44	DIS	0.34	DIS	0.15	DIS	0.03	TRC	0.08	TRC	0.28	TRC	<0.02500	---	<0.02500	---	---
Barium	mg/l	---	---	---	---	---	---	---	---	98	TRC	---	---	98	TRC	0.0171	---	---	---	---
Beryllium	mg/l	---	---	---	---	---	---	---	---	1.867	TRC	0.084	TRC	1.867	TRC	<0.00200	---	<0.00200	---	---
Boron	mg/l	---	---	---	---	---	---	---	---	186.667	TRC	---	---	186.667	TRC	---	---	<0.0400	---	---
Cadmium	mg/l	0.05	---	0.021696	DIS	0.007487	DIS	0.000542	DIS	0.7	TRC	0.084	TRC	0.7	TRC	<0.000042	---	<0.000200	---	---
Calcium	mg/l	---	---	---	---	---	---	---	---	---	---	---	---	---	---	---	---	30.5	---	---
Chromium	mg/l	1	---	---	---	---	---	---	---	---	---	---	---	---	---	---	---	<0.00600	---	---
Chromium, Hexavalent‡	mg/l	---	---	0.034	DIS	0.016	DIS	0.011	DIS	2.8	TRC	0.15	TRC	2.8	TRC	---	---	<0.00600	---	---
Chromium, Trivalent‡	mg/l	---	---	1.83301	TRC	0.54632	TRC	0.07107	TRC	1400	TRC	75	TRC	1400	TRC	---	---	<0.00600	---	---
Cobalt	mg/l	---	---	---	---	---	---	---	---	---	---	---	---	---	---	<0.00600	---	---	---	---
Copper	mg/l	0.5	TRC	0.02216	DIS	0.01281	DIS	0.00857	DIS	1.3	TRC	---	---	1.3	TRC	<0.00100	---	<0.01000	---	---
Iron	mg/l	---	---	---	---	---	---	1	DIS	---	---	---	---	---	---	<0.0600	---	---	---	---
Lead	mg/l	0.1	TRC	0.128887	DIS	0.061071	DIS	0.00238	DIS	0.015	TRC	---	---	0.015	TRC	<0.000017	---	<0.003000	---	---
Magnesium	mg/l	---	---	---	---	---	---	---	---	---	---	---	---	---	---	---	---	4.57	---	---
Manganese	mg/l	---	---	---	---	---	---	---	---	130.66701	---	---	---	130.66701	---	<0.00400	---	<0.00400	---	---
Mercury	mg/l	0.01	TRC	0.005	DIS	0.0024	DIS	0.00001	DIS	0.28	TRC	---	---	0.28	TRC	---	<0.00020	---	---	AZ Aquatic and Wildlife - Warm Water Chronic*
Molybdenum	mg/l	---	---	---	---	---	---	---	---	---	---	---	---	---	---	<0.00800	---	---	---	---
Nickel	mg/l	---	---	3.98175	DIS	0.44835	DIS	0.0498	DIS	28	TRC	0.511	TRC	28	TRC	<0.00100	---	<0.01000	---	---
Potassium	mg/l	---	---	---	---	---	---	---	---	---	---	---	---	---	---	---	---	0.97	---	---
Selenium	mg/l	0.05	TRC	0.033	TRC	---	---	0.002	TRC	4.667	TRC	0.667	TRC	4.667	TRC	---	---	<0.00041	---	---
Silver	mg/l	---	---	0.002945	DIS	0.002945	DIS	---	---	4.667	TRC	8	TRC	4.667	TRC	<0.000100	---	<0.005000	---	---
Sodium	mg/l	---	---	---	---	---	---	---	---	---	---	---	---	---	---	---	---	20.2	---	---

Station Name	DC 6.1 E
Sample ID	RESE-1002064
Sample Date	2/25/2009 12:30:00 PM
Basin	Devils Canyon Watershed
Sub-basin	unknown
QC Type	Original data

Surface Water Hydrochemical Data

MONTGOMERY & ASSOCIATES

Parameters and Constituents		Standards														Results				
Name	Units	AZ Agricultural Livestock Watering		AZ Aquatic and Wildlife - Ephemeral Acute		AZ Aquatic and Wildlife - Warm Water Acute		AZ Aquatic and Wildlife - Warm Water Chronic		AZ Full Body Contact		AZ Fish Consumption		AZ Partial Body Contact		Dissolved Results	Total Results	Total Recoverable Results	Field Results	Use Exceeded
		Standard	Fraction	Standard	Fraction	Standard	Fraction	Standard	Fraction	Standard	Fraction	Standard	Fraction	Standard	Fraction					
Metals																				
Strontium	mg/l	---	---	---	---	---	---	---	---	---	---	---	---	---	---	0.158	---	---	---	---
Thallium	mg/l	---	---	---	---	0.7	DIS	0.15	DIS	0.075	TRC	0.001	TRC	0.075	TRC	<0.00100	---	<0.00100	---	AZ Fish Consumption*
Zinc	mg/l	25	TRC	1.0647	DIS	0.1122	DIS	0.1122	DIS	280	TRC	5.106	TRC	280	TRC	<0.0100	---	<0.0100	---	---
Other																				
Dissolved Organic Carbon	mg/l	---	---	---	---	---	---	---	---	---	---	---	---	---	---	---	---	---	<1.00	---
Mercury, Low Level	ng/l	---	---	---	---	---	---	---	---	---	---	---	---	---	---	<0.50	---	---	---	---
Stable Isotopes																				
Delta Deuterium	per mil	---	---	---	---	---	---	---	---	---	---	---	---	---	---	---	-70	---	---	---
Delta Oxygen-18	per mil	---	---	---	---	---	---	---	---	---	---	---	---	---	---	---	-10.3	---	---	---
Delta Oxygen-18 of Sulfate	per mil	---	---	---	---	---	---	---	---	---	---	---	---	---	---	---	4.2	---	---	---
Delta Sulfur-34	per mil	---	---	---	---	---	---	---	---	---	---	---	---	---	---	---	1.5	---	---	---

The hardness value used for calculation of hardness-dependent standards is the hardness of the sample itself, not the hardness of a receiving water.
* Detection limit exceeds standard
‡ For comparison only - no analysis exists

Station Name	DC 6.1 E
Sample ID	RESE-1002099
Sample Date	5/20/2009 12:00:00 PM
Basin	Devils Canyon Watershed
Sub-basin	unknown
QC Type	Original data

Surface Water Hydrochemical Data

MONTGOMERY & ASSOCIATES

Parameters and Constituents		Standards														Results				
Name	Units	AZ Agricultural Livestock Watering		AZ Aquatic and Wildlife - Ephemeral Acute		AZ Aquatic and Wildlife - Warm Water Acute		AZ Aquatic and Wildlife - Warm Water Chronic		AZ Full Body Contact		AZ Fish Consumption		AZ Partial Body Contact		Dissolved Results	Total Results	Total Recoverable Results	Field Results	Use Exceeded
		Standard	Fraction	Standard	Fraction	Standard	Fraction	Standard	Fraction	Standard	Fraction	Standard	Fraction	Standard	Fraction					
Field Parameters																				
Dissolved oxygen	mg/l	---	---	---	---	6	---	6	---	---	---	---	---	---	---	---	---	---	7.78	---
Flow Rate	gallons/minute	---	---	---	---	---	---	---	---	---	---	---	---	---	---	---	---	---	3.0	---
pH (Field)	s.u.	6.5 - 9	---	6.5 - 9	---	6.5 - 9	---	6.5 - 9	---	6.5 - 9	---	---	---	6.5 - 9	---	---	---	---	8.04	---
Specific Conductance (Field)	uS/cm	---	---	---	---	---	---	---	---	---	---	---	---	---	---	---	---	---	300.0	---
Temperature (Field)	Deg C	---	---	---	---	---	---	---	---	---	---	---	---	---	---	---	---	---	21.8	---
Turbidity (Field)	NTUs	---	---	---	---	---	---	---	---	---	---	---	---	---	---	---	---	---	0.49	---
Inorganics																				
Alkalinity (as CaCO3)	mg/l	---	---	---	---	---	---	---	---	---	---	---	---	---	---	---	138.0	---	---	---
Bicarbonate (Calculated by M&A)	mg/l	---	---	---	---	---	---	---	---	---	---	---	---	---	---	---	168.4	---	---	---
Bicarbonate Alkalinity (as CaCO3)	mg/l	---	---	---	---	---	---	---	---	---	---	---	---	---	---	---	138.0	---	---	---
Bromide	mg/l	---	---	---	---	---	---	---	---	---	---	---	---	---	---	---	0.100	---	---	---
Carbonate (Calculated by M&A)	mg/l	---	---	---	---	---	---	---	---	---	---	---	---	---	---	---	--	---	---	---
Carbonate Alkalinity (as CaCO3)	mg/l	---	---	---	---	---	---	---	---	---	---	---	---	---	---	---	<1.00	---	---	---
Chloride	mg/l	---	---	---	---	---	---	---	---	---	---	---	---	---	---	---	6.11	---	---	---
Fluoride	mg/l	---	---	---	---	---	---	---	---	140	---	---	---	140	---	---	0.490	---	---	---
Hardness (as CaCO3)	mg/l	---	---	---	---	---	---	---	---	---	---	---	---	---	---	102.0	---	---	---	---
Silica	mg/l	---	---	---	---	---	---	---	---	---	---	---	---	---	---	75.5	---	---	---	---
Sulfate	mg/l	---	---	---	---	---	---	---	---	---	---	---	---	---	---	---	9.52	---	---	---
Lab Parameters																				
Total Dissolved Solids (Laboratory)	mg/l	---	---	---	---	---	---	---	---	---	---	---	---	---	---	---	218	---	---	---
Total Suspended Solids	mg/l	---	---	---	---	---	---	---	---	---	---	---	---	---	---	---	<5.00	---	---	---
Metals																				
Aluminum	mg/l	---	---	---	---	---	---	---	---	---	---	---	---	---	---	<0.0800	---	---	---	---
Antimony	mg/l	---	---	---	---	0.088	DIS	0.03	DIS	0.747	TRC	0.64	TRC	0.747	TRC	<0.00300	---	<0.00300	---	---
Arsenic	mg/l	0.2	TRC	0.44	DIS	0.34	DIS	0.15	DIS	0.03	TRC	0.08	TRC	0.28	TRC	<0.02500	---	<0.02500	---	---
Barium	mg/l	---	---	---	---	---	---	---	---	98	TRC	---	---	98	TRC	---	---	0.0172	---	---
Beryllium	mg/l	---	---	---	---	---	---	---	---	1.867	TRC	0.084	TRC	1.867	TRC	<0.00200	---	<0.00200	---	---
Boron	mg/l	---	---	---	---	---	---	---	---	186.667	TRC	---	---	186.667	TRC	---	---	<0.0400	---	---
Cadmium	mg/l	0.05	---	0.023249	DIS	0.008022	DIS	0.000569	DIS	0.7	TRC	0.084	TRC	0.7	TRC	<0.000024	---	<0.002000	---	---
Calcium	mg/l	---	---	---	---	---	---	---	---	---	---	---	---	---	---	---	---	32.5	---	---
Chromium	mg/l	1	---	---	---	---	---	---	---	---	---	---	---	---	---	---	---	<0.00600	---	---
Chromium, Hexavalent‡	mg/l	---	---	0.034	DIS	0.016	DIS	0.011	DIS	2.8	TRC	0.15	TRC	2.8	TRC	---	---	<0.00600	---	---
Chromium, Trivalent‡	mg/l	---	---	1.94291	TRC	0.57908	TRC	0.07533	TRC	1400	TRC	75	TRC	1400	TRC	---	---	<0.00600	---	---
Cobalt	mg/l	---	---	---	---	---	---	---	---	---	---	---	---	---	---	<0.00600	---	---	---	---
Copper	mg/l	0.5	TRC	0.0237	DIS	0.01369	DIS	0.00911	DIS	1.3	TRC	---	---	1.3	TRC	<0.00100	---	<0.01000	---	---
Iron	mg/l	---	---	---	---	---	---	1	DIS	---	---	---	---	---	---	<0.0600	---	---	---	---
Lead	mg/l	0.1	TRC	0.139265	DIS	0.065988	DIS	0.002571	DIS	0.015	TRC	---	---	0.015	TRC	<0.000053	---	<0.003000	---	---
Magnesium	mg/l	---	---	---	---	---	---	---	---	---	---	---	---	---	---	---	---	5.07	---	---
Manganese	mg/l	---	---	---	---	---	---	---	---	130.66701	---	---	---	130.66701	---	<0.00400	---	<0.00400	---	---
Mercury	mg/l	0.01	TRC	0.005	DIS	0.0024	DIS	0.00001	DIS	0.28	TRC	---	---	0.28	TRC	---	<0.00020	---	---	AZ Aquatic and Wildlife - Warm Water Chronic*
Molybdenum	mg/l	---	---	---	---	---	---	---	---	---	---	---	---	---	---	<0.00800	---	---	---	---
Nickel	mg/l	---	---	4.22859	DIS	0.47615	DIS	0.05289	DIS	28	TRC	0.511	TRC	28	TRC	<0.00100	---	<0.01000	---	---
Potassium	mg/l	---	---	---	---	---	---	---	---	---	---	---	---	---	---	---	---	1.04	---	---
Selenium	mg/l	0.05	TRC	0.033	TRC	---	---	0.002	TRC	4.667	TRC	0.667	TRC	4.667	TRC	---	---	<0.00030	---	---
Silver	mg/l	---	---	0.003328	DIS	0.003328	DIS	---	---	4.667	TRC	8	TRC	4.667	TRC	<0.000100	---	<0.005000	---	---

Station Name	DC 6.1 E
Sample ID	RESE-1002099
Sample Date	5/20/2009 12:00:00 PM
Basin	Devils Canyon Watershed
Sub-basin	unknown
QC Type	Original data

Surface Water Hydrochemical Data

MONTGOMERY & ASSOCIATES

Parameters and Constituents		Standards														Results				
Name	Units	AZ Agricultural Livestock Watering		AZ Aquatic and Wildlife - Ephemeral Acute		AZ Aquatic and Wildlife - Warm Water Acute		AZ Aquatic and Wildlife - Warm Water Chronic		AZ Full Body Contact		AZ Fish Consumption		AZ Partial Body Contact		Dissolved Results	Total Results	Total Recoverable Results	Field Results	Use Exceeded
		Standard	Fraction	Standard	Fraction	Standard	Fraction	Standard	Fraction	Standard	Fraction	Standard	Fraction	Standard	Fraction					
Metals																				
Sodium	mg/l	---	---	---	---	---	---	---	---	---	---	---	---	---	---	---	---	22.4	---	---
Strontium	mg/l	---	---	---	---	---	---	---	---	---	---	---	---	---	---	0.154	---	---	---	---
Thallium	mg/l	---	---	---	---	0.7	DIS	0.15	DIS	0.075	TRC	0.001	TRC	0.075	TRC	<0.00100	---	<0.00100	---	AZ Fish Consumption*
Zinc	mg/l	25	TRC	1.1308	DIS	0.1192	DIS	0.1192	DIS	280	TRC	5.106	TRC	280	TRC	<0.0100	---	<0.0100	---	---
Other																				
Dissolved Organic Carbon	mg/l	---	---	---	---	---	---	---	---	---	---	---	---	---	---	---	---	---	<1.00	---
Mercury, Low Level	ng/l	---	---	---	---	---	---	---	---	---	---	---	---	---	---	<0.50	---	---	---	---
Radiogenic Isotopes																				
Tritium	TU	---	---	---	---	---	---	---	---	---	---	---	---	---	---	---	<1.0	---	---	---
Stable Isotopes																				
Delta Deuterium	per mil	---	---	---	---	---	---	---	---	---	---	---	---	---	---	---	-70	---	---	---
Delta Oxygen-18	per mil	---	---	---	---	---	---	---	---	---	---	---	---	---	---	---	-10.5	---	---	---
Delta Oxygen-18 of Sulfate	per mil	---	---	---	---	---	---	---	---	---	---	---	---	---	---	---	6.9	---	---	---
Delta Sulfur-34	per mil	---	---	---	---	---	---	---	---	---	---	---	---	---	---	---	1.6	---	---	---

The hardness value used for calculation of hardness-dependent standards is the hardness of the sample itself, not the hardness of a receiving water.
* Detection limit exceeds standard
‡ For comparison only - no analysis exists

Station Name	DC 6.1 E
Sample ID	RESE-1002135
Sample Date	3/19/2010 12:00:00 PM
Basin	Devils Canyon Watershed
Sub-basin	unknown
QC Type	Original data

Surface Water Hydrochemical Data

MONTGOMERY & ASSOCIATES

Parameters and Constituents		Standards														Results				
Name	Units	AZ Agricultural Livestock Watering		AZ Aquatic and Wildlife - Ephemeral Acute		AZ Aquatic and Wildlife - Warm Water Acute		AZ Aquatic and Wildlife - Warm Water Chronic		AZ Full Body Contact		AZ Fish Consumption		AZ Partial Body Contact		Dissolved Results	Total Results	Total Recoverable Results	Field Results	Use Exceeded
		Standard	Fraction	Standard	Fraction	Standard	Fraction	Standard	Fraction	Standard	Fraction	Standard	Fraction	Standard	Fraction					
Field Parameters																				
Dissolved oxygen	mg/l	---	---	---	---	6	---	6	---	---	---	---	---	---	---	---	---	---	8.35	---
Flow Rate	gallons/minute	---	---	---	---	---	---	---	---	---	---	---	---	---	---	---	---	---	1.5 j	---
pH (Field)	s.u.	6.5 - 9	---	6.5 - 9	---	6.5 - 9	---	6.5 - 9	---	6.5 - 9	---	---	---	6.5 - 9	---	---	---	---	8.18	---
Specific Conductance (Field)	uS/cm	---	---	---	---	---	---	---	---	---	---	---	---	---	---	---	---	---	287.0	---
Temperature (Field)	Deg C	---	---	---	---	---	---	---	---	---	---	---	---	---	---	---	---	---	16.9	---
Turbidity (Field)	NTUs	---	---	---	---	---	---	---	---	---	---	---	---	---	---	---	---	---	0.53	---
Inorganics																				
Alkalinity (as CaCO3)	mg/l	---	---	---	---	---	---	---	---	---	---	---	---	---	---	---	149.0	---	---	---
Bicarbonate (Calculated by M&A)	mg/l	---	---	---	---	---	---	---	---	---	---	---	---	---	---	---	181.8	---	---	---
Bicarbonate Alkalinity (as CaCO3)	mg/l	---	---	---	---	---	---	---	---	---	---	---	---	---	---	---	149.0	---	---	---
Bromide	mg/l	---	---	---	---	---	---	---	---	---	---	---	---	---	---	---	<0.100	---	---	---
Carbonate (Calculated by M&A)	mg/l	---	---	---	---	---	---	---	---	---	---	---	---	---	---	---	--	---	---	---
Carbonate Alkalinity (as CaCO3)	mg/l	---	---	---	---	---	---	---	---	---	---	---	---	---	---	---	<1.00	---	---	---
Chloride	mg/l	---	---	---	---	---	---	---	---	---	---	---	---	---	---	---	6.67	---	---	---
Fluoride	mg/l	---	---	---	---	---	---	---	---	140	---	---	---	140	---	---	0.193	---	---	---
Hardness (as CaCO3)	mg/l	---	---	---	---	---	---	---	---	---	---	---	---	---	---	---	---	141.0	---	---
Silica	mg/l	---	---	---	---	---	---	---	---	---	---	---	---	---	---	69.4	---	---	---	---
Sulfate	mg/l	---	---	---	---	---	---	---	---	---	---	---	---	---	---	---	29.60	---	---	---
Lab Parameters																				
Total Dissolved Solids (Laboratory)	mg/l	---	---	---	---	---	---	---	---	---	---	---	---	---	---	---	290	---	---	---
Total Suspended Solids	mg/l	---	---	---	---	---	---	---	---	---	---	---	---	---	---	---	<5.00	---	---	---
Metals																				
Aluminum	mg/l	---	---	---	---	---	---	---	---	---	---	---	---	---	---	<0.0800	---	---	---	---
Antimony	mg/l	---	---	---	---	0.088	DIS	0.03	DIS	0.747	TRC	0.64	TRC	0.747	TRC	<0.00300	---	<0.00300	---	---
Arsenic	mg/l	0.2	TRC	0.44	DIS	0.34	DIS	0.15	DIS	0.03	TRC	0.08	TRC	0.28	TRC	<0.02500	---	<0.02500	---	---
Barium	mg/l	---	---	---	---	---	---	---	---	98	TRC	---	---	98	TRC	0.0228	---	---	---	---
Beryllium	mg/l	---	---	---	---	---	---	---	---	1.867	TRC	0.084	TRC	1.867	TRC	---	---	<0.00200	---	---
Boron	mg/l	---	---	---	---	---	---	---	---	186.667	TRC	---	---	186.667	TRC	---	---	<0.0400	---	---
Cadmium	mg/l	0.05	---	0.031847	DIS	0.010989	DIS	0.000713	DIS	0.7	TRC	0.084	TRC	0.7	TRC	<0.000024	---	<0.002000	---	---
Calcium	mg/l	---	---	---	---	---	---	---	---	---	---	---	---	---	---	---	---	45.1	---	---
Chromium	mg/l	1	---	---	---	---	---	---	---	---	---	---	---	---	---	---	---	<0.00600	---	---
Chromium, Hexavalent‡	mg/l	---	---	0.034	DIS	0.016	DIS	0.011	DIS	2.8	TRC	0.15	TRC	2.8	TRC	---	---	<0.00600	---	---
Chromium, Trivalent‡	mg/l	---	---	2.5329	TRC	0.75493	TRC	0.0982	TRC	1400	TRC	75	TRC	1400	TRC	---	---	<0.00600	---	---
Cobalt	mg/l	---	---	---	---	---	---	---	---	---	---	---	---	---	---	<0.00600	---	---	---	---
Copper	mg/l	0.5	TRC	0.03215	DIS	0.01858	DIS	0.01201	DIS	1.3	TRC	---	---	1.3	TRC	<0.00100	---	<0.01000	---	---
Iron	mg/l	---	---	---	---	---	---	1	DIS	---	---	---	---	---	---	<0.0600	---	---	---	---
Lead	mg/l	0.1	TRC	0.197716	DIS	0.093684	DIS	0.003651	DIS	0.015	TRC	---	---	0.015	TRC	<0.000053	---	<0.003000	---	---
Magnesium	mg/l	---	---	---	---	---	---	---	---	---	---	---	---	---	---	---	---	6.77	---	---
Manganese	mg/l	---	---	---	---	---	---	---	---	130.66701	---	---	---	130.66701	---	<0.00400	---	<0.00400	---	---
Mercury	mg/l	0.01	TRC	0.005	DIS	0.0024	DIS	0.00001	DIS	0.28	TRC	---	---	0.28	TRC	---	<0.00020	---	---	AZ Aquatic and Wildlife - Warm Water Chronic*
Molybdenum	mg/l	---	---	---	---	---	---	---	---	---	---	---	---	---	---	<0.00800	---	---	---	---
Nickel	mg/l	---	---	5.56109	DIS	0.62619	DIS	0.06955	DIS	28	TRC	0.511	TRC	28	TRC	<0.00100	---	<0.01000	---	---
Potassium	mg/l	---	---	---	---	---	---	---	---	---	---	---	---	---	---	---	---	1.22	---	---
Selenium	mg/l	0.05	TRC	0.033	TRC	---	---	0.002	TRC	4.667	TRC	0.667	TRC	4.667	TRC	---	---	0.00033 jd	---	---
Silver	mg/l	---	---	0.005809	DIS	0.005809	DIS	---	---	4.667	TRC	8	TRC	4.667	TRC	<0.000100	---	<0.005000	---	---

Station Name	DC 6.1 E
Sample ID	RESE-1002135
Sample Date	3/19/2010 12:00:00 PM
Basin	Devils Canyon Watershed
Sub-basin	unknown
QC Type	Original data

Surface Water Hydrochemical Data

MONTGOMERY & ASSOCIATES

Parameters and Constituents		Standards														Results				
Name	Units	AZ Agricultural Livestock Watering		AZ Aquatic and Wildlife - Ephemeral Acute		AZ Aquatic and Wildlife - Warm Water Acute		AZ Aquatic and Wildlife - Warm Water Chronic		AZ Full Body Contact		AZ Fish Consumption		AZ Partial Body Contact		Dissolved Results	Total Results	Total Recoverable Results	Field Results	Use Exceeded
		Standard	Fraction	Standard	Fraction	Standard	Fraction	Standard	Fraction	Standard	Fraction	Standard	Fraction	Standard	Fraction					
Metals																				
Sodium	mg/l	---	---	---	---	---	---	---	---	---	---	---	---	---	---	---	---	24.2	---	---
Strontium	mg/l	---	---	---	---	---	---	---	---	---	---	---	---	---	---	0.194	---	---	---	---
Thallium	mg/l	---	---	---	---	0.7	DIS	0.15	DIS	0.075	TRC	0.001	TRC	0.075	TRC	<0.00100	---	<0.00100	---	AZ Fish Consumption*
Zinc	mg/l	25	TRC	1.4878	DIS	0.1568	DIS	0.1568	DIS	280	TRC	5.106	TRC	280	TRC	<0.0100	---	<0.0100	---	---
Other																				
Dissolved Organic Carbon	mg/l	---	---	---	---	---	---	---	---	---	---	---	---	---	---	2.11	---	---	---	---

The hardness value used for calculation of hardness-dependent standards is the hardness of the sample itself, not the hardness of a receiving water.
* Detection limit exceeds standard
‡ For comparison only - no analysis exists

Station Name	DC 6.1 E
Sample ID	RESE-1002136
Sample Date	3/19/2010 12:30:00 PM
Basin	Devils Canyon Watershed
Sub-basin	unknown
QC Type	Field duplicates

Surface Water Hydrochemical Data

MONTGOMERY & ASSOCIATES

Parameters and Constituents		Standards														Results				
Name	Units	AZ Agricultural Livestock Watering		AZ Aquatic and Wildlife - Ephemeral Acute		AZ Aquatic and Wildlife - Warm Water Acute		AZ Aquatic and Wildlife - Warm Water Chronic		AZ Full Body Contact		AZ Fish Consumption		AZ Partial Body Contact		Dissolved Results	Total Results	Total Recoverable Results	Field Results	Use Exceeded
		Standard	Fraction	Standard	Fraction	Standard	Fraction	Standard	Fraction	Standard	Fraction	Standard	Fraction	Standard	Fraction					
Field Parameters																				
Flow Rate	gallons/minute	---	---	---	---	---	---	---	---	---	---	---	---	---	---	---	---	---	1.5 j	---
Inorganics																				
Alkalinity (as CaCO3)	mg/l	---	---	---	---	---	---	---	---	---	---	---	---	---	---	---	149.0	---	---	---
Bicarbonate (Calculated by M&A)	mg/l	---	---	---	---	---	---	---	---	---	---	---	---	---	---	---	181.8	---	---	---
Bicarbonate Alkalinity (as CaCO3)	mg/l	---	---	---	---	---	---	---	---	---	---	---	---	---	---	---	149.0	---	---	---
Bromide	mg/l	---	---	---	---	---	---	---	---	---	---	---	---	---	---	---	<0.100	---	---	---
Carbonate (Calculated by M&A)	mg/l	---	---	---	---	---	---	---	---	---	---	---	---	---	---	---	--	---	---	---
Carbonate Alkalinity (as CaCO3)	mg/l	---	---	---	---	---	---	---	---	---	---	---	---	---	---	---	<1.00	---	---	---
Chloride	mg/l	---	---	---	---	---	---	---	---	---	---	---	---	---	---	---	6.68	---	---	---
Fluoride	mg/l	---	---	---	---	---	---	---	---	140	---	---	---	140	---	---	0.196	---	---	---
Hardness (as CaCO3)	mg/l	---	---	---	---	---	---	---	---	---	---	---	---	---	---	---	---	135.0	---	---
Silica	mg/l	---	---	---	---	---	---	---	---	---	---	---	---	---	---	69.3	---	---	---	---
Sulfate	mg/l	---	---	---	---	---	---	---	---	---	---	---	---	---	---	---	30.20	---	---	---
Lab Parameters																				
Total Dissolved Solids (Laboratory)	mg/l	---	---	---	---	---	---	---	---	---	---	---	---	---	---	---	292	---	---	---
Total Suspended Solids	mg/l	---	---	---	---	---	---	---	---	---	---	---	---	---	---	---	<5.00	---	---	---
Metals																				
Aluminum	mg/l	---	---	---	---	---	---	---	---	---	---	---	---	---	---	<0.0800	---	---	---	---
Antimony	mg/l	---	---	---	---	0.088	DIS	0.03	DIS	0.747	TRC	0.64	TRC	0.747	TRC	<0.00300	---	<0.00300	---	---
Arsenic	mg/l	0.2	TRC	0.44	DIS	0.34	DIS	0.15	DIS	0.03	TRC	0.08	TRC	0.28	TRC	<0.02500	---	<0.02500	---	---
Barium	mg/l	---	---	---	---	---	---	---	---	98	TRC	---	---	98	TRC	0.0228	---	---	---	---
Beryllium	mg/l	---	---	---	---	---	---	---	---	1.867	TRC	0.084	TRC	1.867	TRC	---	---	<0.00200	---	---
Boron	mg/l	---	---	---	---	---	---	---	---	186.667	TRC	---	---	186.667	TRC	---	---	<0.0400	---	---
Cadmium	mg/l	0.05	---	0.030529	DIS	0.010535	DIS	0.000691	DIS	0.7	TRC	0.084	TRC	0.7	TRC	<0.000024	---	<0.002000	---	---
Calcium	mg/l	---	---	---	---	---	---	---	---	---	---	---	---	---	---	---	---	43.4	---	---
Chromium	mg/l	1	---	---	---	---	---	---	---	---	---	---	---	---	---	---	---	<0.00600	---	---
Chromium, Hexavalent‡	mg/l	---	---	0.034	DIS	0.016	DIS	0.011	DIS	2.8	TRC	0.15	TRC	2.8	TRC	---	---	<0.00600	---	---
Chromium, Trivalent‡	mg/l	---	---	2.44428	TRC	0.72851	TRC	0.09476	TRC	1400	TRC	75	TRC	1400	TRC	---	---	<0.00600	---	---
Cobalt	mg/l	---	---	---	---	---	---	---	---	---	---	---	---	---	---	<0.00600	---	---	---	---
Copper	mg/l	0.5	TRC	0.03086	DIS	0.01783	DIS	0.01157	DIS	1.3	TRC	---	---	1.3	TRC	<0.00100	---	<0.01000	---	---
Iron	mg/l	---	---	---	---	---	---	1	DIS	---	---	---	---	---	---	<0.0600	---	---	---	---
Lead	mg/l	0.1	TRC	0.188668	DIS	0.089397	DIS	0.003484	DIS	0.015	TRC	---	---	0.015	TRC	<0.000053	---	<0.003000	---	---
Magnesium	mg/l	---	---	---	---	---	---	---	---	---	---	---	---	---	---	---	---	6.51	---	---
Manganese	mg/l	---	---	---	---	---	---	---	---	130.66701	---	---	---	130.66701	---	<0.00400	---	<0.00400	---	---
Mercury	mg/l	0.01	TRC	0.005	DIS	0.0024	DIS	0.00001	DIS	0.28	TRC	---	---	0.28	TRC	---	<0.00020	---	---	AZ Aquatic and Wildlife - Warm Water Chronic*
Molybdenum	mg/l	---	---	---	---	---	---	---	---	---	---	---	---	---	---	<0.00800	---	---	---	---
Nickel	mg/l	---	---	5.36022	DIS	0.60357	DIS	0.06704	DIS	28	TRC	0.511	TRC	28	TRC	<0.00100	---	<0.01000	---	---
Potassium	mg/l	---	---	---	---	---	---	---	---	---	---	---	---	---	---	---	---	1.17	---	---
Selenium	mg/l	0.05	TRC	0.033	TRC	---	---	0.002	TRC	4.667	TRC	0.667	TRC	4.667	TRC	---	---	<0.00030	---	---
Silver	mg/l	---	---	0.00539	DIS	0.00539	DIS	---	---	4.667	TRC	8	TRC	4.667	TRC	<0.000100	---	<0.005000	---	---
Sodium	mg/l	---	---	---	---	---	---	---	---	---	---	---	---	---	---	---	---	23.5	---	---
Strontium	mg/l	---	---	---	---	---	---	---	---	---	---	---	---	---	---	0.193	---	---	---	---
Thallium	mg/l	---	---	---	---	0.7	DIS	0.15	DIS	0.075	TRC	0.001	TRC	0.075	TRC	<0.00100	---	<0.00100	---	AZ Fish Consumption*
Zinc	mg/l	25	TRC	1.434	DIS	0.1511	DIS	0.1511	DIS	280	TRC	5.106	TRC	280	TRC	<0.0100	---	<0.0100	---	---
Other																				
Dissolved Organic Carbon	mg/l	---	---	---	---	---	---	---	---	---	---	---	---	---	---	<1.00	---	---	---	---

The hardness value used for calculation of hardness-dependent standards is the hardness of the sample itself, not the hardness of a receiving water.
* Detection limit exceeds standard
‡ For comparison only - no analysis exists

Station Name	DC 6.1 E
Sample ID	RESE-1002138
Sample Date	10/19/2010 2:00:00 PM
Basin	Devils Canyon Watershed
Sub-basin	unknown
QC Type	Original data

Surface Water Hydrochemical Data

MONTGOMERY & ASSOCIATES

Parameters and Constituents		Standards														Results				
Name	Units	AZ Agricultural Livestock Watering		AZ Aquatic and Wildlife - Ephemeral Acute		AZ Aquatic and Wildlife - Warm Water Acute		AZ Aquatic and Wildlife - Warm Water Chronic		AZ Full Body Contact		AZ Fish Consumption		AZ Partial Body Contact		Dissolved Results	Total Results	Total Recoverable Results	Field Results	Use Exceeded
		Standard	Fraction	Standard	Fraction	Standard	Fraction	Standard	Fraction	Standard	Fraction	Standard	Fraction	Standard	Fraction					
Field Parameters																				
Dissolved oxygen	mg/l	---	---	---	---	6	---	6	---	---	---	---	---	---	---	---	---	---	8.29	---
Flow Rate	gallons/minute	---	---	---	---	---	---	---	---	---	---	---	---	---	---	---	---	---	5.0 j	---
pH (Field)	s.u.	6.5 - 9	---	6.5 - 9	---	6.5 - 9	---	6.5 - 9	---	6.5 - 9	---	---	---	6.5 - 9	---	---	---	---	7.33	---
Specific Conductance (Field)	uS/cm	---	---	---	---	---	---	---	---	---	---	---	---	---	---	---	---	---	332.4	---
Temperature (Field)	Deg C	---	---	---	---	---	---	---	---	---	---	---	---	---	---	---	---	---	22.4	---
Turbidity (Field)	NTUs	---	---	---	---	---	---	---	---	---	---	---	---	---	---	---	---	---	1.06	---
Inorganics																				
Alkalinity (as CaCO3)	mg/l	---	---	---	---	---	---	---	---	---	---	---	---	---	---	---	138.0	---	---	---
Bicarbonate (Calculated by M&A)	mg/l	---	---	---	---	---	---	---	---	---	---	---	---	---	---	---	168.4	---	---	---
Bicarbonate Alkalinity (as CaCO3)	mg/l	---	---	---	---	---	---	---	---	---	---	---	---	---	---	---	138.0	---	---	---
Bromide	mg/l	---	---	---	---	---	---	---	---	---	---	---	---	---	---	---	0.102	---	---	---
Carbonate (Calculated by M&A)	mg/l	---	---	---	---	---	---	---	---	---	---	---	---	---	---	---	--	---	---	---
Carbonate Alkalinity (as CaCO3)	mg/l	---	---	---	---	---	---	---	---	---	---	---	---	---	---	---	<1.00	---	---	---
Chloride	mg/l	---	---	---	---	---	---	---	---	---	---	---	---	---	---	---	5.72	---	---	---
Fluoride	mg/l	---	---	---	---	---	---	---	---	140	---	---	---	140	---	---	0.217	---	---	---
Hardness (as CaCO3)	mg/l	---	---	---	---	---	---	---	---	---	---	---	---	---	---	---	---	111.0	---	---
Silica	mg/l	---	---	---	---	---	---	---	---	---	---	---	---	---	---	75.2	---	---	---	---
Sulfate	mg/l	---	---	---	---	---	---	---	---	---	---	---	---	---	---	---	10.80	---	---	---
Lab Parameters																				
Total Dissolved Solids (Laboratory)	mg/l	---	---	---	---	---	---	---	---	---	---	---	---	---	---	---	244	---	---	---
Total Suspended Solids	mg/l	---	---	---	---	---	---	---	---	---	---	---	---	---	---	---	<5.00	---	---	---
Metals																				
Aluminum	mg/l	---	---	---	---	---	---	---	---	---	---	---	---	---	---	<0.0800	---	---	---	---
Antimony	mg/l	---	---	---	---	0.088	DIS	0.03	DIS	0.747	TRC	0.64	TRC	0.747	TRC	<0.00300	---	<0.00300	---	---
Arsenic	mg/l	0.2	TRC	0.44	DIS	0.34	DIS	0.15	DIS	0.03	TRC	0.08	TRC	0.28	TRC	<0.02500	---	<0.02500	---	---
Barium	mg/l	---	---	---	---	---	---	---	---	98	TRC	---	---	98	TRC	0.0191	---	---	---	---
Beryllium	mg/l	---	---	---	---	---	---	---	---	1.867	TRC	0.084	TRC	1.867	TRC	---	---	<0.00200	---	---
Boron	mg/l	---	---	---	---	---	---	---	---	186.667	TRC	---	---	186.667	TRC	---	---	<0.0400	---	---
Cadmium	mg/l	0.05	---	0.02524	DIS	0.00871	DIS	0.000604	DIS	0.7	TRC	0.084	TRC	0.7	TRC	<0.000024	---	<0.002000	---	---
Calcium	mg/l	---	---	---	---	---	---	---	---	---	---	---	---	---	---	---	---	35.6	---	---
Chromium	mg/l	1	---	---	---	---	---	---	---	---	---	---	---	---	---	---	---	<0.00600	---	---
Chromium, Hexavalent‡	mg/l	---	---	0.034	DIS	0.016	DIS	0.011	DIS	2.8	TRC	0.15	TRC	2.8	TRC	---	---	<0.00600	---	---
Chromium, Trivalent‡	mg/l	---	---	2.08222	TRC	0.6206	TRC	0.08073	TRC	1400	TRC	75	TRC	1400	TRC	---	---	<0.00600	---	---
Cobalt	mg/l	---	---	---	---	---	---	---	---	---	---	---	---	---	---	<0.00600	---	---	---	---
Copper	mg/l	0.5	TRC	0.02566	DIS	0.01483	DIS	0.00979	DIS	1.3	TRC	---	---	1.3	TRC	<0.00100	---	<0.01000	---	---
Iron	mg/l	---	---	---	---	---	---	1	DIS	---	---	---	---	---	---	<0.0600	---	---	---	---
Lead	mg/l	0.1	TRC	0.152668	DIS	0.072339	DIS	0.002819	DIS	0.015	TRC	---	---	0.015	TRC	<0.000019	---	<0.003000	---	---
Magnesium	mg/l	---	---	---	---	---	---	---	---	---	---	---	---	---	---	---	---	5.37	---	---
Manganese	mg/l	---	---	---	---	---	---	---	---	130.66701	---	---	---	130.66701	---	<0.00400	---	<0.00400	---	---
Mercury	mg/l	0.01	TRC	0.005	DIS	0.0024	DIS	0.00001	DIS	0.28	TRC	---	---	0.28	TRC	---	<0.00020	---	---	AZ Aquatic and Wildlife - Warm Water Chronic*
Molybdenum	mg/l	---	---	---	---	---	---	---	---	---	---	---	---	---	---	<0.00800	---	---	---	---
Nickel	mg/l	---	---	4.54217	DIS	0.51146	DIS	0.05681	DIS	28	TRC	0.511	TRC	28	TRC	0.00107	---	<0.01000	---	---
Potassium	mg/l	---	---	---	---	---	---	---	---	---	---	---	---	---	---	---	---	1.09	---	---
Selenium	mg/l	0.05	TRC	0.033	TRC	---	---	0.002	TRC	4.667	TRC	0.667	TRC	4.667	TRC	---	---	0.00068 jd	---	---
Silver	mg/l	---	---	0.003849	DIS	0.003849	DIS	---	---	4.667	TRC	8	TRC	4.667	TRC	<0.000100	---	<0.005000	---	---

Station Name	DC 6.1 E
Sample ID	RESE-1002138
Sample Date	10/19/2010 2:00:00 PM
Basin	Devils Canyon Watershed
Sub-basin	unknown
QC Type	Original data

Surface Water Hydrochemical Data

MONTGOMERY & ASSOCIATES

Parameters and Constituents		Standards														Results				
Name	Units	AZ Agricultural Livestock Watering		AZ Aquatic and Wildlife - Ephemeral Acute		AZ Aquatic and Wildlife - Warm Water Acute		AZ Aquatic and Wildlife - Warm Water Chronic		AZ Full Body Contact		AZ Fish Consumption		AZ Partial Body Contact		Dissolved Results	Total Results	Total Recoverable Results	Field Results	Use Exceeded
		Standard	Fraction	Standard	Fraction	Standard	Fraction	Standard	Fraction	Standard	Fraction	Standard	Fraction	Standard	Fraction					
Metals																				
Sodium	mg/l	---	---	---	---	---	---	---	---	---	---	---	---	---	---	---	---	21.9	---	---
Strontium	mg/l	---	---	---	---	---	---	---	---	---	---	---	---	---	---	0.165	---	---	---	---
Thallium	mg/l	---	---	---	---	0.7	DIS	0.15	DIS	0.075	TRC	0.001	TRC	0.075	TRC	<0.00100	---	<0.00100	---	AZ Fish Consumption*
Zinc	mg/l	25	TRC	1.2148	DIS	0.128	DIS	0.128	DIS	280	TRC	5.106	TRC	280	TRC	<0.0100	---	<0.0100	---	---
Other																				
Dissolved Organic Carbon	mg/l	---	---	---	---	---	---	---	---	---	---	---	---	---	---	5.66	---	---	---	---

The hardness value used for calculation of hardness-dependent standards is the hardness of the sample itself, not the hardness of a receiving water.
* Detection limit exceeds standard
‡ For comparison only - no analysis exists

Station Name	DC 6.1 E
Sample ID	RESE-1002161
Sample Date	11/10/2010 1:00:00 PM
Basin	Devils Canyon Watershed
Sub-basin	unknown
QC Type	Original data

Surface Water Hydrochemical Data

MONTGOMERY & ASSOCIATES

Parameters and Constituents		Standards														Results				
Name	Units	AZ Agricultural Livestock Watering		AZ Aquatic and Wildlife - Ephemeral Acute		AZ Aquatic and Wildlife - Warm Water Acute		AZ Aquatic and Wildlife - Warm Water Chronic		AZ Full Body Contact		AZ Fish Consumption		AZ Partial Body Contact		Dissolved Results	Total Results	Total Recoverable Results	Field Results	Use Exceeded
		Standard	Fraction	Standard	Fraction	Standard	Fraction	Standard	Fraction	Standard	Fraction	Standard	Fraction	Standard	Fraction					
Field Parameters																				
Dissolved oxygen	mg/l	---	---	---	---	6	---	6	---	---	---	---	---	---	---	---	---	---	8.66	---
Flow Rate	gallons/minute	---	---	---	---	---	---	---	---	---	---	---	---	---	---	---	---	---	80.0 j	---
pH (Field)	s.u.	6.5 - 9	---	6.5 - 9	---	6.5 - 9	---	6.5 - 9	---	6.5 - 9	---	---	---	6.5 - 9	---	---	---	---	7.39	---
Specific Conductance (Field)	uS/cm	---	---	---	---	---	---	---	---	---	---	---	---	---	---	---	---	---	245.5	---
Temperature (Field)	Deg C	---	---	---	---	---	---	---	---	---	---	---	---	---	---	---	---	---	15.2	---
Turbidity (Field)	NTUs	---	---	---	---	---	---	---	---	---	---	---	---	---	---	---	---	---	0.97	---
Inorganics																				
Alkalinity (as CaCO3)	mg/l	---	---	---	---	---	---	---	---	---	---	---	---	---	---	---	116.0 j-	---	---	---
Bicarbonate (Calculated by M&A)	mg/l	---	---	---	---	---	---	---	---	---	---	---	---	---	---	---	141.5	---	---	---
Bicarbonate Alkalinity (as CaCO3)	mg/l	---	---	---	---	---	---	---	---	---	---	---	---	---	---	---	116.0 j-	---	---	---
Bromide	mg/l	---	---	---	---	---	---	---	---	---	---	---	---	---	---	---	0.136 j-	---	---	---
Carbonate (Calculated by M&A)	mg/l	---	---	---	---	---	---	---	---	---	---	---	---	---	---	---	--	---	---	---
Carbonate Alkalinity (as CaCO3)	mg/l	---	---	---	---	---	---	---	---	---	---	---	---	---	---	---	<1.00	---	---	---
Chloride	mg/l	---	---	---	---	---	---	---	---	---	---	---	---	---	---	---	12.80 j-d	---	---	---
Fluoride	mg/l	---	---	---	---	---	---	---	---	140	---	---	---	140	---	---	0.130 j-	---	---	---
Hardness (as CaCO3)	mg/l	---	---	---	---	---	---	---	---	---	---	---	---	---	---	---	---	91.5 j-	---	---
Silica	mg/l	---	---	---	---	---	---	---	---	---	---	---	---	---	---	43.9	---	---	---	---
Sulfate	mg/l	---	---	---	---	---	---	---	---	---	---	---	---	---	---	---	0.59 j-	---	---	---
Lab Parameters																				
Total Dissolved Solids (Laboratory)	mg/l	---	---	---	---	---	---	---	---	---	---	---	---	---	---	---	174 j-	---	---	---
Total Suspended Solids	mg/l	---	---	---	---	---	---	---	---	---	---	---	---	---	---	---	<5.00	---	---	---
Metals																				
Aluminum	mg/l	---	---	---	---	---	---	---	---	---	---	---	---	---	---	<0.0172	---	---	---	---
Antimony	mg/l	---	---	---	---	0.088	DIS	0.03	DIS	0.747	TRC	0.64	TRC	0.747	TRC	<0.00010	---	<0.00012	---	---
Arsenic	mg/l	0.2	TRC	0.44	DIS	0.34	DIS	0.15	DIS	0.03	TRC	0.08	TRC	0.28	TRC	<0.00660	---	<0.00320	---	---
Barium	mg/l	---	---	---	---	---	---	---	---	98	TRC	---	---	98	TRC	0.0303	---	---	---	---
Beryllium	mg/l	---	---	---	---	---	---	---	---	1.867	TRC	0.084	TRC	1.867	TRC	---	---	<0.00024	---	---
Boron	mg/l	---	---	---	---	---	---	---	---	186.667	TRC	---	---	186.667	TRC	---	---	0.0162 j	---	---
Cadmium	mg/l	0.05	---	0.087609	DIS	0.030232	DIS	0.001468	DIS	0.7	TRC	0.084	TRC	0.7	TRC	<0.000036	---	<0.000250	---	---
Calcium	mg/l	---	---	---	---	---	---	---	---	---	---	---	---	---	---	---	---	26.3	---	---
Chromium	mg/l	1	---	---	---	---	---	---	---	---	---	---	---	---	---	---	---	<0.00043	---	---
Chromium, Hexavalent‡	mg/l	---	---	0.034	DIS	0.016	DIS	0.011	DIS	2.8	TRC	0.15	TRC	2.8	TRC	---	---	<0.00043	---	---
Chromium, Trivalent‡	mg/l	---	---	5.9497	TRC	1.7733	TRC	0.23067	TRC	1400	TRC	75	TRC	1400	TRC	---	---	<0.00043	---	---
Cobalt	mg/l	---	---	---	---	---	---	---	---	---	---	---	---	---	---	<0.00095	---	---	---	---
Copper	mg/l	0.5	TRC	0.08588	DIS	0.04962	DIS	0.02928	DIS	1.3	TRC	---	---	1.3	TRC	0.00140	---	0.00310 j	---	---
Iron	mg/l	---	---	---	---	---	---	1	DIS	---	---	---	---	---	---	0.0326 j	---	---	---	---
Lead	mg/l	0.1	TRC	0.592712	DIS	0.280846	DIS	0.010944	DIS	0.015	TRC	---	---	0.015	TRC	<0.000020	---	<0.003000	---	---
Magnesium	mg/l	---	---	---	---	---	---	---	---	---	---	---	---	---	---	---	---	6.25	---	---
Manganese	mg/l	---	---	---	---	---	---	---	---	130.66701	---	---	---	130.66701	---	0.01040	---	0.01140	---	---
Mercury	mg/l	0.01	TRC	0.005	DIS	0.0024	DIS	0.00001	DIS	0.28	TRC	---	---	0.28	TRC	---	<0.000065	---	---	AZ Aquatic and Wildlife - Warm Water Chronic*
Molybdenum	mg/l	---	---	---	---	---	---	---	---	---	---	---	---	---	---	0.00580 j	---	---	---	---
Nickel	mg/l	---	---	13.43579	DIS	1.51289	DIS	0.16804	DIS	28	TRC	0.511	TRC	28	TRC	0.00150 j+	---	<0.00150	---	---
Potassium	mg/l	---	---	---	---	---	---	---	---	---	---	---	---	---	---	---	---	2.28	---	---
Selenium	mg/l	0.05	TRC	0.033	TRC	---	---	0.002	TRC	4.667	TRC	0.667	TRC	4.667	TRC	---	---	<0.00380	---	AZ Aquatic and Wildlife - Warm Water Chronic*
Silver	mg/l	---	---	0.034911	DIS	0.034911	DIS	---	---	4.667	TRC	8	TRC	4.667	TRC	<0.000012	---	<0.000700	---	---

Station Name	DC 6.1 E
Sample ID	RESE-1002161
Sample Date	11/10/2010 1:00:00 PM
Basin	Devils Canyon Watershed
Sub-basin	unknown
QC Type	Original data

Surface Water Hydrochemical Data

MONTGOMERY & ASSOCIATES

Parameters and Constituents		Standards														Results				
Name	Units	AZ Agricultural Livestock Watering		AZ Aquatic and Wildlife - Ephemeral Acute		AZ Aquatic and Wildlife - Warm Water Acute		AZ Aquatic and Wildlife - Warm Water Chronic		AZ Full Body Contact		AZ Fish Consumption		AZ Partial Body Contact		Dissolved Results	Total Results	Total Recoverable Results	Field Results	Use Exceeded
		Standard	Fraction	Standard	Fraction	Standard	Fraction	Standard	Fraction	Standard	Fraction	Standard	Fraction	Standard	Fraction					
Metals																				
Sodium	mg/l	---	---	---	---	---	---	---	---	---	---	---	---	---	---	---	---	18.6	---	---
Strontium	mg/l	---	---	---	---	---	---	---	---	---	---	---	---	---	---	0.170	---	---	---	---
Thallium	mg/l	---	---	---	---	0.7	DIS	0.15	DIS	0.075	TRC	0.001	TRC	0.075	TRC	<0.000018	---	<0.000022	---	---
Zinc	mg/l	25	TRC	3.5994	DIS	0.3793	DIS	0.3793	DIS	280	TRC	5.106	TRC	280	TRC	<0.0019	---	<0.0100	---	---
Other																				
Dissolved Organic Carbon	mg/l	---	---	---	---	---	---	---	---	---	---	---	---	---	---	2.88 j-	---	---	---	---

The hardness value used for calculation of hardness-dependent standards is the hardness of the sample itself, not the hardness of a receiving water.
* Detection limit exceeds standard
‡ For comparison only - no analysis exists

Station Name	DC 6.1 E
Sample ID	RESE-1003055
Sample Date	8/15/2012 8:50:00 AM
Basin	Devils Canyon Watershed
Sub-basin	unknown
QC Type	Original data

Surface Water Hydrochemical Data

MONTGOMERY & ASSOCIATES

Parameters and Constituents		Standards														Results				
Name	Units	AZ Agricultural Livestock Watering		AZ Aquatic and Wildlife - Ephemeral Acute		AZ Aquatic and Wildlife - Warm Water Acute		AZ Aquatic and Wildlife - Warm Water Chronic		AZ Full Body Contact		AZ Fish Consumption		AZ Partial Body Contact		Dissolved Results	Total Results	Total Recoverable Results	Field Results	Use Exceeded
		Standard	Fraction	Standard	Fraction	Standard	Fraction	Standard	Fraction	Standard	Fraction	Standard	Fraction	Standard	Fraction					
Field Parameters																				
Flow Rate	gallons/minute	---	---	---	---	---	---	---	---	---	---	---	---	---	---	---	---	---	0.0	---
pH (Field)	s.u.	6.5 - 9	---	6.5 - 9	---	6.5 - 9	---	6.5 - 9	---	6.5 - 9	---	---	---	6.5 - 9	---	---	---	---	9.02	AZ Agricultural Livestock Watering AZ Aquatic and Wildlife - Ephemeral Acute AZ Aquatic and Wildlife - Warm Water Acute AZ Aquatic and Wildlife - Warm Water Chronic AZ Full Body Contact AZ Partial Body Contact
Specific Conductance (Field)	uS/cm	---	---	---	---	---	---	---	---	---	---	---	---	---	---	---	---	---	211.8	---
Temperature (Field)	Deg C	---	---	---	---	---	---	---	---	---	---	---	---	---	---	---	---	---	26.1	---
Turbidity (Field)	NTUs	---	---	---	---	---	---	---	---	---	---	---	---	---	---	---	---	---	26.00	---
Inorganics																				
Alkalinity (as CaCO3)	mg/l	---	---	---	---	---	---	---	---	---	---	---	---	---	---	---	95.6	---	---	---
Bicarbonate (Calculated by M&A)	mg/l	---	---	---	---	---	---	---	---	---	---	---	---	---	---	---	98.6	---	---	---
Bicarbonate Alkalinity (as CaCO3)	mg/l	---	---	---	---	---	---	---	---	---	---	---	---	---	---	---	80.8	---	---	---
Bromide	mg/l	---	---	---	---	---	---	---	---	---	---	---	---	---	---	---	0.110	---	---	---
Carbonate (Calculated by M&A)	mg/l	---	---	---	---	---	---	---	---	---	---	---	---	---	---	---	8.88	---	---	---
Carbonate Alkalinity (as CaCO3)	mg/l	---	---	---	---	---	---	---	---	---	---	---	---	---	---	---	14.80	---	---	---
Chloride	mg/l	---	---	---	---	---	---	---	---	---	---	---	---	---	---	---	9.41	---	---	---
Fluoride	mg/l	---	---	---	---	---	---	---	---	140	---	---	---	140	---	---	0.180	---	---	---
Hardness (as CaCO3)	mg/l	---	---	---	---	---	---	---	---	---	---	---	---	---	---	---	---	64.1	---	---
Silica	mg/l	---	---	---	---	---	---	---	---	---	---	---	---	---	---	23.7	---	---	---	---
Sulfate	mg/l	---	---	---	---	---	---	---	---	---	---	---	---	---	---	---	4.01	---	---	---
Lab Parameters																				
Total Dissolved Solids (Laboratory)	mg/l	---	---	---	---	---	---	---	---	---	---	---	---	---	---	---	119	---	---	---
Total Suspended Solids	mg/l	---	---	---	---	---	---	---	---	---	---	---	---	---	---	---	<5.00	---	---	---
Metals																				
Aluminum	mg/l	---	---	---	---	---	---	---	---	---	---	---	---	---	---	<0.0800	---	---	---	---
Antimony	mg/l	---	---	---	---	0.088	DIS	0.03	DIS	0.747	TRC	0.64	TRC	0.747	TRC	<0.00300	---	<0.00300	---	---
Arsenic	mg/l	0.2	TRC	0.44	DIS	0.34	DIS	0.15	DIS	0.03	TRC	0.08	TRC	0.28	TRC	<0.02500	---	<0.02500	---	---
Barium	mg/l	---	---	---	---	---	---	---	---	98	TRC	---	---	98	TRC	---	---	0.0191	---	---
Beryllium	mg/l	---	---	---	---	---	---	---	---	1.867	TRC	0.084	TRC	1.867	TRC	---	---	<0.00200	---	---
Boron	mg/l	---	---	---	---	---	---	---	---	186.667	TRC	---	---	186.667	TRC	---	---	<0.0400	---	---
Cadmium	mg/l	0.05	---	0.014797	DIS	0.005106	DIS	0.000412	DIS	0.7	TRC	0.084	TRC	0.7	TRC	<0.000014	---	<0.002000	---	---
Calcium	mg/l	---	---	---	---	---	---	---	---	---	---	---	---	---	---	---	---	16.1	---	---
Chromium	mg/l	1	---	---	---	---	---	---	---	---	---	---	---	---	---	---	---	<0.00600	---	---
Chromium, Hexavalent‡	mg/l	---	---	0.034	DIS	0.016	DIS	0.011	DIS	2.8	TRC	0.15	TRC	2.8	TRC	---	---	<0.00600	---	---
Chromium, Trivalent‡	mg/l	---	---	1.32808	TRC	0.39583	TRC	0.05149	TRC	1400	TRC	75	TRC	1400	TRC	---	---	<0.00600	---	---
Cobalt	mg/l	---	---	---	---	---	---	---	---	---	---	---	---	---	---	<0.00600	---	---	---	---
Copper	mg/l	0.5	TRC	0.0153	DIS	0.00884	DIS	0.00612	DIS	1.3	TRC	---	---	1.3	TRC	0.00223	---	<0.01000	---	---
Iron	mg/l	---	---	---	---	---	---	1	DIS	---	---	---	---	---	---	<0.0600	---	---	---	---
Lead	mg/l	0.1	TRC	0.083716	DIS	0.039667	DIS	0.001546	DIS	0.015	TRC	---	---	0.015	TRC	<0.000058	---	<0.003000	---	---
Magnesium	mg/l	---	---	---	---	---	---	---	---	---	---	---	---	---	---	---	---	5.79	---	---
Manganese	mg/l	---	---	---	---	---	---	---	---	130.66701	---	---	---	130.66701	---	<0.00400	---	<0.00400	---	---
Mercury	mg/l	0.01	TRC	0.005	DIS	0.0024	DIS	0.00001	DIS	0.28	TRC	---	---	0.28	TRC	---	<0.00020	---	---	AZ Aquatic and Wildlife - Warm Water Chronic*
Molybdenum	mg/l	---	---	---	---	---	---	---	---	---	---	---	---	---	---	<0.00800	---	---	---	---

Station Name	DC 6.1 E
Sample ID	RESE-1003055
Sample Date	8/15/2012 8:50:00 AM
Basin	Devils Canyon Watershed
Sub-basin	unknown
QC Type	Original data

Surface Water Hydrochemical Data

MONTGOMERY & ASSOCIATES

Parameters and Constituents		Standards														Results				
Name	Units	AZ Agricultural Livestock Watering		AZ Aquatic and Wildlife - Ephemeral Acute		AZ Aquatic and Wildlife - Warm Water Acute		AZ Aquatic and Wildlife - Warm Water Chronic		AZ Full Body Contact		AZ Fish Consumption		AZ Partial Body Contact		Dissolved Results	Total Results	Total Recoverable Results	Field Results	Use Exceeded
		Standard	Fraction	Standard	Fraction	Standard	Fraction	Standard	Fraction	Standard	Fraction	Standard	Fraction	Standard	Fraction					
Metals																				
Nickel	mg/l	---	---	2.85445	DIS	0.32142	DIS	0.0357	DIS	28	TRC	0.511	TRC	28	TRC	<0.00100	---	<0.01000	---	---
Potassium	mg/l	---	---	---	---	---	---	---	---	---	---	---	---	---	---	---	---	2.37	---	---
Selenium	mg/l	0.05	TRC	0.033	TRC	---	---	0.002	TRC	4.667	TRC	0.667	TRC	4.667	TRC	---	---	<0.00028	---	---
Silver	mg/l	---	---	0.001497	DIS	0.001497	DIS	---	---	4.667	TRC	8	TRC	4.667	TRC	<0.000100	---	<0.005000	---	---
Sodium	mg/l	---	---	---	---	---	---	---	---	---	---	---	---	---	---	---	---	19.5	---	---
Thallium	mg/l	---	---	---	---	0.7	DIS	0.15	DIS	0.075	TRC	0.001	TRC	0.075	TRC	<0.00100	---	<0.00100	---	AZ Fish Consumption*
Zinc	mg/l	25	TRC	0.7629	DIS	0.0804	DIS	0.0804	DIS	280	TRC	5.106	TRC	280	TRC	<0.0100	---	<0.0100	---	---

The hardness value used for calculation of hardness-dependent standards is the hardness of the sample itself, not the hardness of a receiving water.
* Detection limit exceeds standard
‡ For comparison only - no analysis exists

Explanation of Codes

Absent = Analyte not present	ND = Not Detected
ge = Greater than or equal to reported value	Not Applicable = Analyte not applicable
i = Insufficient sample	q = Uncertain value
j = Estimated value	r = Unusable data
j+ = Estimated value, high bias	< = Less than reported detection limit
j- = Estimated value, low bias	> = Greater than reported value
Lost = Sample lost in processing	d = Diluted. Diluted samples are indicated only when value is estimated.
n = Not measured	LD = Laboratory duplicate
na = Not available	SP = Split sample
Present = Analyte was detected	SPD = Split-Duplicate

Station Name	DC 5.5 C
Sample ID	RESE-1001039
Sample Date	11/10/2003 11:30:00 AM
Basin	Devils Canyon Watershed
Sub-basin	unknown
QC Type	Original data

Surface Water Hydrochemical Data

MONTGOMERY & ASSOCIATES

Parameters and Constituents		Standards														Results				
Name	Units	AZ Agricultural Livestock Watering		AZ Aquatic and Wildlife - Ephemeral Acute		AZ Aquatic and Wildlife - Warm Water Acute		AZ Aquatic and Wildlife - Warm Water Chronic		AZ Full Body Contact		AZ Fish Consumption		AZ Partial Body Contact		Dissolved Results	Total Results	Total Recoverable Results	Field Results	Use Exceeded
		Standard	Fraction	Standard	Fraction	Standard	Fraction	Standard	Fraction	Standard	Fraction	Standard	Fraction	Standard	Fraction					
Bacteria																				
E. Coli	MPN/100ml	---	---	---	---	---	---	---	---	235	---	---	---	575	---	---	4.0	---	---	---
Total Coliforms	MPN/100ml	---	---	---	---	---	---	---	---	---	---	---	---	---	---	---	23	---	---	---
Field Parameters																				
Depth of Water	in	---	---	---	---	---	---	---	---	---	---	---	---	---	---	---	---	---	3.44	---
Dissolved oxygen	mg/l	---	---	---	---	6	---	6	---	---	---	---	---	---	---	---	---	---	7.98	---
Flow Rate	gallons/minute	---	---	---	---	---	---	---	---	---	---	---	---	---	---	---	---	---	21.600	---
pH (Field)	s.u.	6.5 - 9	---	6.5 - 9	---	6.5 - 9	---	6.5 - 9	---	6.5 - 9	---	---	---	6.5 - 9	---	---	---	---	7.40	---
Specific Conductance (Field)	uS/cm	---	---	---	---	---	---	---	---	---	---	---	---	---	---	---	---	---	341.3	---
Temperature (Field)	Deg C	---	---	---	---	---	---	---	---	---	---	---	---	---	---	---	---	---	15.7	---
Turbidity (Field)	NTUs	---	---	---	---	---	---	---	---	---	---	---	---	---	---	---	---	---	0.55	---
Inorganics																				
Alkalinity (as CaCO3)	mg/l	---	---	---	---	---	---	---	---	---	---	---	---	---	---	---	166.00	---	---	---
Bicarbonate (Calculated by M&A)	mg/l	---	---	---	---	---	---	---	---	---	---	---	---	---	---	---	202.52	---	---	---
Bicarbonate Alkalinity (as CaCO3)	mg/l	---	---	---	---	---	---	---	---	---	---	---	---	---	---	---	166.00	---	---	---
Bromide	mg/l	---	---	---	---	---	---	---	---	---	---	---	---	---	---	---	0.150	---	---	---
Carbonate (Calculated by M&A)	mg/l	---	---	---	---	---	---	---	---	---	---	---	---	---	---	---	--	---	---	---
Carbonate Alkalinity (as CaCO3)	mg/l	---	---	---	---	---	---	---	---	---	---	---	---	---	---	---	<1.00	---	---	---
Chloride	mg/l	---	---	---	---	---	---	---	---	---	---	---	---	---	---	---	11.10	---	---	---
Fluoride	mg/l	---	---	---	---	---	---	---	---	140	---	---	---	140	---	---	0.190	---	---	---
Hardness (as CaCO3)	mg/l	---	---	---	---	---	---	---	---	---	---	---	---	---	---	---	160.0	---	---	---
Nitrate as N	mg/l	---	---	---	---	---	---	---	---	3733.33	---	---	---	3733.33	---	---	<0.10	---	---	---
Nitrate+Nitrite as N	mg/l	---	---	---	---	---	---	---	---	---	---	---	---	---	---	---	<0.10	---	---	---
Nitrate+Nitrite as N (calculated by M&A)	mg/l	---	---	---	---	---	---	---	---	3733.33	---	---	---	3733.33	---	---	--	---	---	---
Nitrite as N	mg/l	---	---	---	---	---	---	---	---	233.33	---	---	---	233.33	---	---	<0.10	---	---	---
Ortho-Phosphate	mg/l	---	---	---	---	---	---	---	---	---	---	---	---	---	---	---	<0.50	---	---	---
Silica	mg/l	---	---	---	---	---	---	---	---	---	---	---	---	---	---	---	46.8	---	---	---
Sulfate	mg/l	---	---	---	---	---	---	---	---	---	---	---	---	---	---	---	38.5	---	---	---
Sulfide	mg/l	---	---	---	---	---	---	---	---	---	---	---	---	---	---	---	<1.00	---	---	---
Lab Parameters																				
Color	Color Units	---	---	---	---	---	---	---	---	---	---	---	---	---	---	---	5.0	---	---	---
Total Dissolved Solids (Laboratory)	mg/l	---	---	---	---	---	---	---	---	---	---	---	---	---	---	---	296.0	---	---	---
Total Suspended Solids	mg/l	---	---	---	---	---	---	---	---	---	---	---	---	---	---	---	<5.00	---	---	---
Metals																				
Aluminum	mg/l	---	---	---	---	---	---	---	---	---	---	---	---	---	---	---	<0.0200	---	---	---
Antimony	mg/l	---	---	---	---	0.088	DIS	0.03	DIS	0.747	TRC	0.64	TRC	0.747	TRC	<0.00300	<0.00300	<0.00300	---	---
Arsenic	mg/l	0.2	TRC	0.44	DIS	0.34	DIS	0.15	DIS	0.03	TRC	0.08	TRC	0.28	TRC	0.00400	0.00400	0.00400	---	---
Barium	mg/l	---	---	---	---	---	---	---	---	98	TRC	---	---	98	TRC	0.0405	---	---	---	---
Beryllium	mg/l	---	---	---	---	---	---	---	---	1.867	TRC	0.084	TRC	1.867	TRC	<0.00200	<0.00200	<0.00200	---	---
Boron	mg/l	---	---	---	---	---	---	---	---	186.667	TRC	---	---	186.667	TRC	---	<0.0400	---	---	---
Cadmium	mg/l	0.05	---	0.036008	DIS	0.012425	DIS	0.000778	DIS	0.7	TRC	0.084	TRC	0.7	TRC	<0.000100	<0.000100	<0.000100	---	---
Calcium	mg/l	---	---	---	---	---	---	---	---	---	---	---	---	---	---	---	46.60	---	---	---
Chromium	mg/l	1	---	---	---	---	---	---	---	---	---	---	---	---	---	<0.00600	---	<0.00600	---	---
Chromium, Hexavalent‡	mg/l	---	---	0.034	DIS	0.016	DIS	0.011	DIS	2.8	TRC	0.15	TRC	2.8	TRC	<0.00600	---	<0.00600	---	---
Chromium, Trivalent‡	mg/l	---	---	2.8092	TRC	0.83728	TRC	0.10891	TRC	1400	TRC	75	TRC	1400	TRC	<0.00600	---	<0.00600	---	---
Cobalt	mg/l	---	---	---	---	---	---	---	---	---	---	---	---	---	---	---	<0.00600	---	---	---
Copper	mg/l	0.5	TRC	0.03622	DIS	0.02093	DIS	0.01338	DIS	1.3	TRC	---	---	1.3	TRC	<0.00300	<0.00300	<0.00300	---	---

Station Name	DC 5.5 C
Sample ID	RESE-1001039
Sample Date	11/10/2003 11:30:00 AM
Basin	Devils Canyon Watershed
Sub-basin	unknown
QC Type	Original data

Surface Water Hydrochemical Data

MONTGOMERY & ASSOCIATES

Parameters and Constituents		Standards														Results				
Name	Units	AZ Agricultural Livestock Watering		AZ Aquatic and Wildlife - Ephemeral Acute		AZ Aquatic and Wildlife - Warm Water Acute		AZ Aquatic and Wildlife - Warm Water Chronic		AZ Full Body Contact		AZ Fish Consumption		AZ Partial Body Contact		Dissolved Results	Total Results	Total Recoverable Results	Field Results	Use Exceeded
		Standard	Fraction	Standard	Fraction	Standard	Fraction	Standard	Fraction	Standard	Fraction	Standard	Fraction	Standard	Fraction					
Metals																				
Iron	mg/l	---	---	---	---	---	---	1	DIS	---	---	---	---	---	---	---	0.0430	---	---	---
Lead	mg/l	0.1	TRC	0.226463	DIS	0.107306	DIS	0.004182	DIS	0.015	TRC	---	---	0.015	TRC	<0.003000	<0.005000	<0.003000	---	---
Magnesium	mg/l	---	---	---	---	---	---	---	---	---	---	---	---	---	---	---	10.50	---	---	---
Manganese	mg/l	---	---	---	---	---	---	---	---	130.66701	---	---	---	130.66701	---	---	---	0.01300	---	---
Mercury	mg/l	0.01	TRC	0.005	DIS	0.0024	DIS	0.00001	DIS	0.28	TRC	---	---	0.28	TRC	<0.00020	<0.00020	---	---	AZ Aquatic and Wildlife - Warm Water Chronic*
Molybdenum	mg/l	---	---	---	---	---	---	---	---	---	---	---	---	---	---	---	0.00830	---	---	---
Nickel	mg/l	---	---	6.18879	DIS	0.69687	DIS	0.0774	DIS	28	TRC	0.511	TRC	28	TRC	<0.01000	---	<0.01000	---	---
Potassium	mg/l	---	---	---	---	---	---	---	---	---	---	---	---	---	---	---	2.20	---	---	---
Selenium	mg/l	0.05	TRC	0.033	TRC	---	---	0.002	TRC	4.667	TRC	0.667	TRC	4.667	TRC	---	<0.00300	<0.00300	---	AZ Aquatic and Wildlife - Warm Water Chronic*
Silver	mg/l	---	---	0.007219	DIS	0.007219	DIS	---	---	4.667	TRC	8	TRC	4.667	TRC	<0.000100	<0.000100	<0.000100	---	---
Sodium	mg/l	---	---	---	---	---	---	---	---	---	---	---	---	---	---	---	26.30	---	---	---
Thallium	mg/l	---	---	---	---	0.7	DIS	0.15	DIS	0.075	TRC	0.001	TRC	0.075	TRC	<0.00200	<0.00200	---	---	AZ Fish Consumption*
Zinc	mg/l	25	TRC	1.65598	DIS	0.1745	DIS	0.1745	DIS	280	TRC	5.106	TRC	280	TRC	<0.00500	<0.00500	<0.00500	---	---

The hardness value used for calculation of hardness-dependent standards is the hardness of the sample itself, not the hardness of a receiving water.
* Detection limit exceeds standard
‡ For comparison only - no analysis exists

Station Name	DC 5.5 C
Sample ID	RESE-1001067
Sample Date	2/25/2004 11:40:00 AM
Basin	Devils Canyon Watershed
Sub-basin	unknown
QC Type	Original data

Surface Water Hydrochemical Data

MONTGOMERY & ASSOCIATES

Parameters and Constituents		Standards														Results				
Name	Units	AZ Agricultural Livestock Watering		AZ Aquatic and Wildlife - Ephemeral Acute		AZ Aquatic and Wildlife - Warm Water Acute		AZ Aquatic and Wildlife - Warm Water Chronic		AZ Full Body Contact		AZ Fish Consumption		AZ Partial Body Contact		Dissolved Results	Total Results	Total Recoverable Results	Field Results	Use Exceeded
		Standard	Fraction	Standard	Fraction	Standard	Fraction	Standard	Fraction	Standard	Fraction	Standard	Fraction	Standard	Fraction					
Bacteria																				
E. Coli	MPN/100ml	---	---	---	---	---	---	---	---	235	---	---	---	575	---	---	<2.0	---	---	---
Total Coliforms	MPN/100ml	---	---	---	---	---	---	---	---	---	---	---	---	---	---	---	11	---	---	---
Field Parameters																				
Dissolved oxygen	mg/l	---	---	---	---	6	---	6	---	---	---	---	---	---	---	---	---	---	9.97	---
Flow Rate	gallons/minute	---	---	---	---	---	---	---	---	---	---	---	---	---	---	---	---	---	507.144	---
pH (Field)	s.u.	6.5 - 9	---	6.5 - 9	---	6.5 - 9	---	6.5 - 9	---	6.5 - 9	---	---	---	6.5 - 9	---	---	---	---	7.70	---
Specific Conductance (Field)	uS/cm	---	---	---	---	---	---	---	---	---	---	---	---	---	---	---	---	---	206.0	---
Temperature (Field)	Deg C	---	---	---	---	---	---	---	---	---	---	---	---	---	---	---	---	---	9.5	---
Turbidity (Field)	NTUs	---	---	---	---	---	---	---	---	---	---	---	---	---	---	---	---	---	1.28	---
Inorganics																				
Alkalinity (as CaCO3)	mg/l	---	---	---	---	---	---	---	---	---	---	---	---	---	---	---	88.75	---	---	---
Bicarbonate (Calculated by M&A)	mg/l	---	---	---	---	---	---	---	---	---	---	---	---	---	---	---	108.28	---	---	---
Bicarbonate Alkalinity (as CaCO3)	mg/l	---	---	---	---	---	---	---	---	---	---	---	---	---	---	---	88.75	---	---	---
Bromide	mg/l	---	---	---	---	---	---	---	---	---	---	---	---	---	---	---	<0.100	---	---	---
Carbonate (Calculated by M&A)	mg/l	---	---	---	---	---	---	---	---	---	---	---	---	---	---	---	--	---	---	---
Carbonate Alkalinity (as CaCO3)	mg/l	---	---	---	---	---	---	---	---	---	---	---	---	---	---	---	<1.00	---	---	---
Chloride	mg/l	---	---	---	---	---	---	---	---	---	---	---	---	---	---	---	6.14	---	---	---
Fluoride	mg/l	---	---	---	---	---	---	---	---	140	---	---	---	140	---	---	0.174	---	---	---
Nitrate as N	mg/l	---	---	---	---	---	---	---	---	3733.33	---	---	---	3733.33	---	---	<0.10	---	---	---
Nitrate+Nitrite as N	mg/l	---	---	---	---	---	---	---	---	---	---	---	---	---	---	---	<0.10	---	---	---
Nitrate+Nitrite as N (calculated by M&A)	mg/l	---	---	---	---	---	---	---	---	3733.33	---	---	---	3733.33	---	---	--	---	---	---
Nitrite as N	mg/l	---	---	---	---	---	---	---	---	233.33	---	---	---	233.33	---	---	<0.10	---	---	---
Ortho-Phosphate	mg/l	---	---	---	---	---	---	---	---	---	---	---	---	---	---	---	<0.50	---	---	---
Sulfate	mg/l	---	---	---	---	---	---	---	---	---	---	---	---	---	---	---	19.2	---	---	---
Sulfide	mg/l	---	---	---	---	---	---	---	---	---	---	---	---	---	---	---	<1.00	---	---	---
Lab Parameters																				
Color	Color Units	---	---	---	---	---	---	---	---	---	---	---	---	---	---	---	10.0	---	---	---
Total Dissolved Solids (Laboratory)	mg/l	---	---	---	---	---	---	---	---	---	---	---	---	---	---	---	130.0	---	---	---
Total Suspended Solids	mg/l	---	---	---	---	---	---	---	---	---	---	---	---	---	---	---	<5.00	---	---	---
Metals																				
Aluminum	mg/l	---	---	---	---	---	---	---	---	---	---	---	---	---	---	---	0.0281	---	---	---
Antimony	mg/l	---	---	---	---	0.088	DIS	0.03	DIS	0.747	TRC	0.64	TRC	0.747	TRC	<0.00030	<0.00030	<0.00030	---	---
Arsenic	mg/l	0.2	TRC	0.44	DIS	0.34	DIS	0.15	DIS	0.03	TRC	0.08	TRC	0.28	TRC	0.00310	0.00410	0.00310	---	---
Barium	mg/l	---	---	---	---	---	---	---	---	98	TRC	---	---	98	TRC	0.0170	---	---	---	---
Beryllium	mg/l	---	---	---	---	---	---	---	---	1.867	TRC	0.084	TRC	1.867	TRC	<0.00020	<0.00020	<0.00020	---	---
Boron	mg/l	---	---	---	---	---	---	---	---	186.667	TRC	---	---	186.667	TRC	---	<0.0070	---	---	---
Cadmium	mg/l	0.05	---	---	DIS	---	DIS	---	DIS	0.7	TRC	0.084	TRC	0.7	TRC	<0.000100	<0.000100	<0.000100	---	---
Calcium	mg/l	---	---	---	---	---	---	---	---	---	---	---	---	---	---	---	21.40	---	---	---
Chromium	mg/l	1	---	---	---	---	---	---	---	---	---	---	---	---	---	<0.00030	---	<0.00030	---	---
Chromium, Hexavalent‡	mg/l	---	---	0.034	DIS	0.016	DIS	0.011	DIS	2.8	TRC	0.15	TRC	2.8	TRC	<0.00030	---	<0.00030	---	---
Chromium, Trivalent‡	mg/l	---	---	---	TRC	---	TRC	---	TRC	1400	TRC	75	TRC	1400	TRC	<0.00030	---	<0.00030	---	---
Cobalt	mg/l	---	---	---	---	---	---	---	---	---	---	---	---	---	---	---	<0.00070	---	---	---
Copper	mg/l	0.5	TRC	---	DIS	---	DIS	---	DIS	1.3	TRC	---	---	1.3	TRC	0.00220 j	0.00290 j	<0.00210	---	---
Iron	mg/l	---	---	---	---	---	---	1	DIS	---	---	---	---	---	---	---	0.0256	---	---	---
Lead	mg/l	0.1	TRC	---	DIS	---	DIS	---	DIS	0.015	TRC	---	---	0.015	TRC	<0.001000	<0.001000	<0.001000	---	---
Magnesium	mg/l	---	---	---	---	---	---	---	---	---	---	---	---	---	---	---	4.64	---	---	---

Station Name	DC 5.5 C
Sample ID	RESE-1001067
Sample Date	2/25/2004 11:40:00 AM
Basin	Devils Canyon Watershed
Sub-basin	unknown
QC Type	Original data

Surface Water Hydrochemical Data

MONTGOMERY & ASSOCIATES

Parameters and Constituents		Standards														Results				
Name	Units	AZ Agricultural Livestock Watering		AZ Aquatic and Wildlife - Ephemeral Acute		AZ Aquatic and Wildlife - Warm Water Acute		AZ Aquatic and Wildlife - Warm Water Chronic		AZ Full Body Contact		AZ Fish Consumption		AZ Partial Body Contact		Dissolved Results	Total Results	Total Recoverable Results	Field Results	Use Exceeded
		Standard	Fraction	Standard	Fraction	Standard	Fraction	Standard	Fraction	Standard	Fraction	Standard	Fraction	Standard	Fraction					
Metals																				
Manganese	mg/l	---	---	---	---	---	---	---	---	130.66701	---	---	---	130.66701	---	---	---	0.00160 j	---	---
Mercury	mg/l	0.01	TRC	0.005	DIS	0.0024	DIS	0.00001	DIS	0.28	TRC	---	---	0.28	TRC	<0.00020	<0.00020	---	---	AZ Aquatic and Wildlife - Warm Water Chronic*
Molybdenum	mg/l	---	---	---	---	---	---	---	---	---	---	---	---	---	---	---	0.00250 j	---	---	---
Nickel	mg/l	---	---	---	DIS	---	DIS	---	DIS	28	TRC	0.511	TRC	28	TRC	0.00420 j	---	<0.00130	---	---
Potassium	mg/l	---	---	---	---	---	---	---	---	---	---	---	---	---	---	---	1.57	---	---	---
Selenium	mg/l	0.05	TRC	0.033	TRC	---	---	0.002	TRC	4.667	TRC	0.667	TRC	4.667	TRC	---	<0.00080	<0.00080	---	---
Silver	mg/l	---	---	---	DIS	---	DIS	---	---	4.667	TRC	8	TRC	4.667	TRC	<0.000100	<0.000100	<0.000100	---	---
Sodium	mg/l	---	---	---	---	---	---	---	---	---	---	---	---	---	---	---	16.50	---	---	---
Thallium	mg/l	---	---	---	---	0.7	DIS	0.15	DIS	0.075	TRC	0.001	TRC	0.075	TRC	<0.00040	<0.00040	---	---	---
Zinc	mg/l	25	TRC	---	DIS	---	DIS	---	DIS	280	TRC	5.106	TRC	280	TRC	<0.00020	0.00300 j	<0.00020	---	---
Other																				
Anions (Laboratory)	meq/l	---	---	---	---	---	---	---	---	---	---	---	---	---	---	---	2.350	---	---	---
Cations (Laboratory)	meq/l	---	---	---	---	---	---	---	---	---	---	---	---	---	---	---	2.210	---	---	---
Ion Balance (Laboratory)	%	---	---	---	---	---	---	---	---	---	---	---	---	---	---	---	-3.07	---	---	---
Total Dissolved Solids (Calc by Lab)	mg/l	---	---	---	---	---	---	---	---	---	---	---	---	---	---	---	123.0	---	---	---

The hardness value used for calculation of hardness-dependent standards is the hardness of the sample itself, not the hardness of a receiving water.
* Detection limit exceeds standard
‡ For comparison only - no analysis exists

Station Name	DC 5.5 C
Sample ID	RESE-1001076
Sample Date	5/20/2004 9:30:00 AM
Basin	Devils Canyon Watershed
Sub-basin	unknown
QC Type	Original data

Surface Water Hydrochemical Data

MONTGOMERY & ASSOCIATES

Parameters and Constituents		Standards														Results				
Name	Units	AZ Agricultural Livestock Watering		AZ Aquatic and Wildlife - Ephemeral Acute		AZ Aquatic and Wildlife - Warm Water Acute		AZ Aquatic and Wildlife - Warm Water Chronic		AZ Full Body Contact		AZ Fish Consumption		AZ Partial Body Contact		Dissolved Results	Total Results	Total Recoverable Results	Field Results	Use Exceeded
		Standard	Fraction	Standard	Fraction	Standard	Fraction	Standard	Fraction	Standard	Fraction	Standard	Fraction	Standard	Fraction					
Bacteria																				
E. Coli	MPN/100ml	---	---	---	---	---	---	---	---	235	---	---	---	575	---	---	<2.0	---	---	---
Total Coliforms	MPN/100ml	---	---	---	---	---	---	---	---	---	---	---	---	---	---	---	300	---	---	---
Field Parameters																				
Depth of Water	in	---	---	---	---	---	---	---	---	---	---	---	---	---	---	---	---	---	3.83	---
Dissolved oxygen	mg/l	---	---	---	---	6	---	6	---	---	---	---	---	---	---	---	---	---	4.93	AZ Aquatic and Wildlife - Warm Water Acute† AZ Aquatic and Wildlife - Warm Water Chronic†
Flow Rate	gallons/minute	---	---	---	---	---	---	---	---	---	---	---	---	---	---	---	---	---	11.300	---
pH (Field)	s.u.	6.5 - 9	---	6.5 - 9	---	6.5 - 9	---	6.5 - 9	---	6.5 - 9	---	---	---	6.5 - 9	---	---	---	---	7.60	---
Specific Conductance (Field)	uS/cm	---	---	---	---	---	---	---	---	---	---	---	---	---	---	---	---	---	280.0	---
Temperature (Field)	Deg C	---	---	---	---	---	---	---	---	---	---	---	---	---	---	---	---	---	18.3	---
Turbidity (Field)	NTUs	---	---	---	---	---	---	---	---	---	---	---	---	---	---	---	---	---	0.83	---
Inorganics																				
Alkalinity (as CaCO3)	mg/l	---	---	---	---	---	---	---	---	---	---	---	---	---	---	---	135.00	---	---	---
Bicarbonate (Calculated by M&A)	mg/l	---	---	---	---	---	---	---	---	---	---	---	---	---	---	---	164.70	---	---	---
Bicarbonate Alkalinity (as CaCO3)	mg/l	---	---	---	---	---	---	---	---	---	---	---	---	---	---	---	135.00	---	---	---
Bromide	mg/l	---	---	---	---	---	---	---	---	---	---	---	---	---	---	---	0.150	---	---	---
Carbonate (Calculated by M&A)	mg/l	---	---	---	---	---	---	---	---	---	---	---	---	---	---	---	--	---	---	---
Carbonate Alkalinity (as CaCO3)	mg/l	---	---	---	---	---	---	---	---	---	---	---	---	---	---	---	<1.00	---	---	---
Chloride	mg/l	---	---	---	---	---	---	---	---	---	---	---	---	---	---	---	7.13	---	---	---
Cyanide, Total	mg/l	---	---	---	---	---	---	---	---	---	---	---	---	---	---	---	<0.010	---	---	---
Fluoride	mg/l	---	---	---	---	---	---	---	---	140	---	---	---	140	---	---	0.180	---	---	---
Hardness (as CaCO3)	mg/l	---	---	---	---	---	---	---	---	---	---	---	---	---	---	---	101.0	---	---	---
Nitrate as N	mg/l	---	---	---	---	---	---	---	---	3733.33	---	---	---	3733.33	---	---	<0.10	---	---	---
Nitrate+Nitrite as N	mg/l	---	---	---	---	---	---	---	---	---	---	---	---	---	---	---	<0.20	---	---	---
Nitrate+Nitrite as N (calculated by M&A)	mg/l	---	---	---	---	---	---	---	---	3733.33	---	---	---	3733.33	---	---	--	---	---	---
Nitrite as N	mg/l	---	---	---	---	---	---	---	---	233.33	---	---	---	233.33	---	---	<0.10	---	---	---
Orthophosphate as P	mg/l	---	---	---	---	---	---	---	---	---	---	---	---	---	---	---	<0.10	---	---	---
Silica	mg/l	---	---	---	---	---	---	---	---	---	---	---	---	---	---	---	43.5	---	---	---
Sulfate	mg/l	---	---	---	---	---	---	---	---	---	---	---	---	---	---	---	12.3	---	---	---
Sulfide	mg/l	---	---	---	---	---	---	---	---	---	---	---	---	---	---	---	<1.00	---	---	---
Lab Parameters																				
Color	Color Units	---	---	---	---	---	---	---	---	---	---	---	---	---	---	---	10.0	---	---	---
Total Dissolved Solids (Laboratory)	mg/l	---	---	---	---	---	---	---	---	---	---	---	---	---	---	---	192.0	---	---	---
Total Suspended Solids	mg/l	---	---	---	---	---	---	---	---	---	---	---	---	---	---	---	<5.00	---	---	---
Metals																				
Aluminum	mg/l	---	---	---	---	---	---	---	---	---	---	---	---	---	---	---	<0.0200	---	---	---
Antimony	mg/l	---	---	---	---	0.088	DIS	0.03	DIS	0.747	TRC	0.64	TRC	0.747	TRC	<0.00300	<0.00300	<0.00300	---	---
Arsenic	mg/l	0.2	TRC	0.44	DIS	0.34	DIS	0.15	DIS	0.03	TRC	0.08	TRC	0.28	TRC	0.00400	0.00500	0.00400	---	---
Barium	mg/l	---	---	---	---	---	---	---	---	98	TRC	---	---	98	TRC	0.0256	---	---	---	---
Beryllium	mg/l	---	---	---	---	---	---	---	---	1.867	TRC	0.084	TRC	1.867	TRC	<0.00200	<0.00200	<0.00200	---	---
Boron	mg/l	---	---	---	---	---	---	---	---	186.667	TRC	---	---	186.667	TRC	---	<0.0400	---	---	---
Cadmium	mg/l	0.05	---	0.023027	DIS	0.007946	DIS	0.000565	DIS	0.7	TRC	0.084	TRC	0.7	TRC	<0.000100	<0.000100	<0.000100	---	---
Calcium	mg/l	---	---	---	---	---	---	---	---	---	---	---	---	---	---	---	30.20	---	---	---
Chromium	mg/l	1	---	---	---	---	---	---	---	---	---	---	---	---	---	<0.00600	---	<0.00600	---	---
Chromium, Hexavalent‡	mg/l	---	---	0.034	DIS	0.016	DIS	0.011	DIS	2.8	TRC	0.15	TRC	2.8	TRC	<0.00600	---	<0.00600	---	---
Chromium, Trivalent‡	mg/l	---	---	1.92729	TRC	0.57443	TRC	0.07472	TRC	1400	TRC	75	TRC	1400	TRC	<0.00600	---	<0.00600	---	---

Station Name	DC 5.5 C
Sample ID	RESE-1001076
Sample Date	5/20/2004 9:30:00 AM
Basin	Devils Canyon Watershed
Sub-basin	unknown
QC Type	Original data

Surface Water Hydrochemical Data

MONTGOMERY & ASSOCIATES

Parameters and Constituents		Standards														Results				
Name	Units	AZ Agricultural Livestock Watering		AZ Aquatic and Wildlife - Ephemeral Acute		AZ Aquatic and Wildlife - Warm Water Acute		AZ Aquatic and Wildlife - Warm Water Chronic		AZ Full Body Contact		AZ Fish Consumption		AZ Partial Body Contact		Dissolved Results	Total Results	Total Recoverable Results	Field Results	Use Exceeded
		Standard	Fraction	Standard	Fraction	Standard	Fraction	Standard	Fraction	Standard	Fraction	Standard	Fraction	Standard	Fraction					
Metals																				
Cobalt	mg/l	---	---	---	---	---	---	---	---	---	---	---	---	---	---	---	<0.00600	---	---	---
Copper	mg/l	0.5	TRC	0.02348	DIS	0.01357	DIS	0.00903	DIS	1.3	TRC	---	---	1.3	TRC	<0.00300	<0.00300	<0.00300	---	---
Iron	mg/l	---	---	---	---	---	---	1	DIS	---	---	---	---	---	---	---	0.0770	---	---	---
Lead	mg/l	0.1	TRC	0.13778	DIS	0.065285	DIS	0.002544	DIS	0.015	TRC	---	---	0.015	TRC	<0.003000	<0.003000	<0.003000	---	AZ Aquatic and Wildlife - Warm Water Chronic*
Magnesium	mg/l	---	---	---	---	---	---	---	---	---	---	---	---	---	---	---	6.28	---	---	---
Manganese	mg/l	---	---	---	---	---	---	---	---	130.66701	---	---	---	130.66701	---	---	---	0.04650	---	---
Mercury	mg/l	0.01	TRC	0.005	DIS	0.0024	DIS	0.00001	DIS	0.28	TRC	---	---	0.28	TRC	<0.00020	<0.00020	---	---	AZ Aquatic and Wildlife - Warm Water Chronic*
Molybdenum	mg/l	---	---	---	---	---	---	---	---	---	---	---	---	---	---	---	<0.00800	---	---	---
Nickel	mg/l	---	---	4.1935	DIS	0.47219	DIS	0.05245	DIS	28	TRC	0.511	TRC	28	TRC	<0.01000	---	<0.01000	---	---
Potassium	mg/l	---	---	---	---	---	---	---	---	---	---	---	---	---	---	---	2.10	---	---	---
Selenium	mg/l	0.05	TRC	0.033	TRC	---	---	0.002	TRC	4.667	TRC	0.667	TRC	4.667	TRC	---	<0.00300	<0.00300	---	AZ Aquatic and Wildlife - Warm Water Chronic*
Silver	mg/l	---	---	0.003272	DIS	0.003272	DIS	---	---	4.667	TRC	8	TRC	4.667	TRC	<0.000100	0.000100	<0.000100	---	---
Sodium	mg/l	---	---	---	---	---	---	---	---	---	---	---	---	---	---	---	19.30	---	---	---
Thallium	mg/l	---	---	---	---	0.7	DIS	0.15	DIS	0.075	TRC	0.001	TRC	0.075	TRC	<0.00200	<0.00200	---	---	AZ Fish Consumption*
Uranium	mg/l	---	---	---	---	---	---	---	---	2.8	---	---	---	2.8	---	---	0.0001 j	---	---	---
Zinc	mg/l	25	TRC	1.12141	DIS	0.11817	DIS	0.11817	DIS	280	TRC	5.106	TRC	280	TRC	<0.00500	<0.00500	<0.00500	---	---
Other																				
Anions (Laboratory)	meq/l	---	---	---	---	---	---	---	---	---	---	---	---	---	---	---	3.170	---	---	---
Cations (Laboratory)	meq/l	---	---	---	---	---	---	---	---	---	---	---	---	---	---	---	2.920	---	---	---
Ion Balance (Laboratory)	%	---	---	---	---	---	---	---	---	---	---	---	---	---	---	---	-4.11	---	---	---
Total Dissolved Solids (Calc by Lab)	mg/l	---	---	---	---	---	---	---	---	---	---	---	---	---	---	---	214.0	---	---	---
Radiologicals																				
Gross Alpha	pCi/l	---	---	---	---	---	---	---	---	---	---	---	---	---	---	---	<2.0	---	---	---
Gross Beta	pCi/l	---	---	---	---	---	---	---	---	---	---	---	---	---	---	---	<4.1	---	---	---
Radionuclides																				
Radium 226	pCi/l	---	---	---	---	---	---	---	---	---	---	---	---	---	---	---	<0.30	---	---	---
Radium 226 + Radium 228	pCi/l	---	---	---	---	---	---	---	---	---	---	---	---	---	---	---	--	---	---	---
Radium 228	pCi/l	---	---	---	---	---	---	---	---	---	---	---	---	---	---	---	<1.40	---	---	---

The hardness value used for calculation of hardness-dependent standards is the hardness of the sample itself, not the hardness of a receiving water.
* Detection limit exceeds standard
† Exceedance is considered less than regulatory limit
‡ For comparison only - no analysis exists

Station Name	DC 5.5 C
Sample ID	RESE-1001158
Sample Date	8/23/2004 8:45:00 AM
Basin	Devils Canyon Watershed
Sub-basin	unknown
QC Type	Original data

Surface Water Hydrochemical Data

MONTGOMERY & ASSOCIATES

Parameters and Constituents		Standards														Results				
Name	Units	AZ Agricultural Livestock Watering		AZ Aquatic and Wildlife - Ephemeral Acute		AZ Aquatic and Wildlife - Warm Water Acute		AZ Aquatic and Wildlife - Warm Water Chronic		AZ Full Body Contact		AZ Fish Consumption		AZ Partial Body Contact		Dissolved Results	Total Results	Total Recoverable Results	Field Results	Use Exceeded
		Standard	Fraction	Standard	Fraction	Standard	Fraction	Standard	Fraction	Standard	Fraction	Standard	Fraction	Standard	Fraction					
Bacteria																				
E. Coli	MPN/100ml	---	---	---	---	---	---	---	---	235	---	---	---	575	---	---	4.0	---	---	---
Total Coliforms	MPN/100ml	---	---	---	---	---	---	---	---	---	---	---	---	---	---	---	300	---	---	---
Field Parameters																				
Depth of Water	in	---	---	---	---	---	---	---	---	---	---	---	---	---	---	---	---	---	3.69	---
Dissolved oxygen	mg/l	---	---	---	---	6	---	6	---	---	---	---	---	---	---	---	---	---	4.64	AZ Aquatic and Wildlife - Warm Water Acute† AZ Aquatic and Wildlife - Warm Water Chronic†
Flow Rate	gallons/minute	---	---	---	---	---	---	---	---	---	---	---	---	---	---	---	---	---	9.000	---
pH (Field)	s.u.	6.5 - 9	---	6.5 - 9	---	6.5 - 9	---	6.5 - 9	---	6.5 - 9	---	---	---	6.5 - 9	---	---	---	---	7.20	---
Specific Conductance (Field)	uS/cm	---	---	---	---	---	---	---	---	---	---	---	---	---	---	---	---	---	466.0	---
Temperature (Field)	Deg C	---	---	---	---	---	---	---	---	---	---	---	---	---	---	---	---	---	21.6	---
Turbidity (Field)	NTUs	---	---	---	---	---	---	---	---	---	---	---	---	---	---	---	---	---	0.27	---
Inorganics																				
Alkalinity (as CaCO3)	mg/l	---	---	---	---	---	---	---	---	---	---	---	---	---	---	---	225.00	---	---	---
Bicarbonate (Calculated by M&A)	mg/l	---	---	---	---	---	---	---	---	---	---	---	---	---	---	---	274.50	---	---	---
Bicarbonate Alkalinity (as CaCO3)	mg/l	---	---	---	---	---	---	---	---	---	---	---	---	---	---	---	225.00	---	---	---
Bromide	mg/l	---	---	---	---	---	---	---	---	---	---	---	---	---	---	---	0.190	---	---	---
Carbonate (Calculated by M&A)	mg/l	---	---	---	---	---	---	---	---	---	---	---	---	---	---	---	--	---	---	---
Carbonate Alkalinity (as CaCO3)	mg/l	---	---	---	---	---	---	---	---	---	---	---	---	---	---	---	<1.00	---	---	---
Chloride	mg/l	---	---	---	---	---	---	---	---	---	---	---	---	---	---	---	11.00	---	---	---
Fluoride	mg/l	---	---	---	---	---	---	---	---	140	---	---	---	140	---	---	0.240	---	---	---
Hardness (as CaCO3)	mg/l	---	---	---	---	---	---	---	---	---	---	---	---	---	---	---	187.0	---	---	---
Nitrate as N	mg/l	---	---	---	---	---	---	---	---	3733.33	---	---	---	3733.33	---	---	<0.10	---	---	---
Nitrate+Nitrite as N	mg/l	---	---	---	---	---	---	---	---	---	---	---	---	---	---	---	<0.20	---	---	---
Nitrate+Nitrite as N (calculated by M&A)	mg/l	---	---	---	---	---	---	---	---	3733.33	---	---	---	3733.33	---	---	--	---	---	---
Nitrite as N	mg/l	---	---	---	---	---	---	---	---	233.33	---	---	---	233.33	---	---	<0.10	---	---	---
Ortho-Phosphate	mg/l	---	---	---	---	---	---	---	---	---	---	---	---	---	---	---	<0.50	---	---	---
Silica	mg/l	---	---	---	---	---	---	---	---	---	---	---	---	---	---	---	53.8	---	---	---
Sulfate	mg/l	---	---	---	---	---	---	---	---	---	---	---	---	---	---	---	41.6	---	---	---
Sulfide	mg/l	---	---	---	---	---	---	---	---	---	---	---	---	---	---	---	<1.00	---	---	---
Lab Parameters																				
Color	Color Units	---	---	---	---	---	---	---	---	---	---	---	---	---	---	---	10.0	---	---	---
Total Dissolved Solids (Laboratory)	mg/l	---	---	---	---	---	---	---	---	---	---	---	---	---	---	---	321.0	---	---	---
Total Suspended Solids	mg/l	---	---	---	---	---	---	---	---	---	---	---	---	---	---	---	<5.00	---	---	---
Metals																				
Aluminum	mg/l	---	---	---	---	---	---	---	---	---	---	---	---	---	---	---	<0.0200	---	---	---
Antimony	mg/l	---	---	---	---	0.088	DIS	0.03	DIS	0.747	TRC	0.64	TRC	0.747	TRC	<0.00300	<0.00300	<0.00300	---	---
Arsenic	mg/l	0.2	TRC	0.44	DIS	0.34	DIS	0.15	DIS	0.03	TRC	0.08	TRC	0.28	TRC	0.00500	0.00600	0.00600	---	---
Barium	mg/l	---	---	---	---	---	---	---	---	98	TRC	---	---	98	TRC	0.0539	---	---	---	---
Beryllium	mg/l	---	---	---	---	---	---	---	---	1.867	TRC	0.084	TRC	1.867	TRC	<0.00200	<0.00200	<0.00200	---	---
Boron	mg/l	---	---	---	---	---	---	---	---	186.667	TRC	---	---	186.667	TRC	---	<0.0400	---	---	---
Cadmium	mg/l	0.05	---	0.041896	DIS	0.014457	DIS	0.000867	DIS	0.7	TRC	0.084	TRC	0.7	TRC	<0.000100	<0.000100	<0.000100	---	---
Calcium	mg/l	---	---	---	---	---	---	---	---	---	---	---	---	---	---	---	55.90	---	---	---
Chromium	mg/l	1	---	---	---	---	---	---	---	---	---	---	---	---	---	<0.00600	---	<0.00600	---	---
Chromium, Hexavalent‡	mg/l	---	---	0.034	DIS	0.016	DIS	0.011	DIS	2.8	TRC	0.15	TRC	2.8	TRC	<0.00600	---	<0.00600	---	---
Chromium, Trivalent‡	mg/l	---	---	3.19188	TRC	0.95133	TRC	0.12375	TRC	1400	TRC	75	TRC	1400	TRC	<0.00600	---	<0.00600	---	---
Cobalt	mg/l	---	---	---	---	---	---	---	---	---	---	---	---	---	---	---	<0.00600	---	---	---

Station Name	DC 5.5 C
Sample ID	RESE-1001158
Sample Date	8/23/2004 8:45:00 AM
Basin	Devils Canyon Watershed
Sub-basin	unknown
QC Type	Original data

Surface Water Hydrochemical Data

MONTGOMERY & ASSOCIATES

Parameters and Constituents		Standards														Results				
Name	Units	AZ Agricultural Livestock Watering		AZ Aquatic and Wildlife - Ephemeral Acute		AZ Aquatic and Wildlife - Warm Water Acute		AZ Aquatic and Wildlife - Warm Water Chronic		AZ Full Body Contact		AZ Fish Consumption		AZ Partial Body Contact		Dissolved Results	Total Results	Total Recoverable Results	Field Results	Use Exceeded
		Standard	Fraction	Standard	Fraction	Standard	Fraction	Standard	Fraction	Standard	Fraction	Standard	Fraction	Standard	Fraction					
Metals																				
Copper	mg/l	0.5	TRC	0.04195	DIS	0.02424	DIS	0.01529	DIS	1.3	TRC	---	---	1.3	TRC	<0.00300	0.00590	<0.00300	---	---
Iron	mg/l	---	---	---	---	---	---	1	DIS	---	---	---	---	---	---	---	0.0570	---	---	---
Lead	mg/l	0.1	TRC	0.267504	DIS	0.126752	DIS	0.004939	DIS	0.015	TRC	---	---	0.015	TRC	<0.003000	<0.003000	<0.003000	---	---
Magnesium	mg/l	---	---	---	---	---	---	---	---	---	---	---	---	---	---	---	11.40	---	---	---
Manganese	mg/l	---	---	---	---	---	---	---	---	130.66701	---	---	---	130.66701	---	---	---	0.02570	---	---
Mercury	mg/l	0.01	TRC	0.005	DIS	0.0024	DIS	0.00001	DIS	0.28	TRC	---	---	0.28	TRC	<0.00020	<0.00020	---	---	AZ Aquatic and Wildlife - Warm Water Chronic*
Molybdenum	mg/l	---	---	---	---	---	---	---	---	---	---	---	---	---	---	---	0.00910	---	---	---
Nickel	mg/l	---	---	7.06152	DIS	0.79514	DIS	0.08832	DIS	28	TRC	0.511	TRC	28	TRC	<0.01000	---	<0.01000	---	---
Potassium	mg/l	---	---	---	---	---	---	---	---	---	---	---	---	---	---	---	3.10	---	---	---
Selenium	mg/l	0.05	TRC	0.033	TRC	---	---	0.002	TRC	4.667	TRC	0.667	TRC	4.667	TRC	---	<0.00300	<0.00300	---	AZ Aquatic and Wildlife - Warm Water Chronic*
Silver	mg/l	---	---	0.00944	DIS	0.00944	DIS	---	---	4.667	TRC	8	TRC	4.667	TRC	<0.000100	<0.000100	<0.000100	---	---
Sodium	mg/l	---	---	---	---	---	---	---	---	---	---	---	---	---	---	---	32.20	---	---	---
Thallium	mg/l	---	---	---	---	0.7	DIS	0.15	DIS	0.075	TRC	0.001	TRC	0.075	TRC	<0.00200	<0.00200	---	---	AZ Fish Consumption*
Zinc	mg/l	25	TRC	1.88989	DIS	0.19915	DIS	0.19915	DIS	280	TRC	5.106	TRC	280	TRC	0.00860	<0.00500	<0.00500	---	---
Other																				
Anions (Laboratory)	meq/l	---	---	---	---	---	---	---	---	---	---	---	---	---	---	---	5.690	---	---	---
Cations (Laboratory)	meq/l	---	---	---	---	---	---	---	---	---	---	---	---	---	---	---	5.210	---	---	---
Ion Balance (Laboratory)	%	---	---	---	---	---	---	---	---	---	---	---	---	---	---	---	-4.40	---	---	---
Total Dissolved Solids (Calc by Lab)	mg/l	---	---	---	---	---	---	---	---	---	---	---	---	---	---	---	359.0	---	---	---

The hardness value used for calculation of hardness-dependent standards is the hardness of the sample itself, not the hardness of a receiving water.
* Detection limit exceeds standard
† Exceedance is considered less than regulatory limit
‡ For comparison only - no analysis exists

Station Name	DC 5.5 C
Sample ID	RESE-1001176
Sample Date	11/18/2004 8:50:00 AM
Basin	Devils Canyon Watershed
Sub-basin	unknown
QC Type	Original data

Surface Water Hydrochemical Data

MONTGOMERY & ASSOCIATES

Parameters and Constituents		Standards														Results				
Name	Units	AZ Agricultural Livestock Watering		AZ Aquatic and Wildlife - Ephemeral Acute		AZ Aquatic and Wildlife - Warm Water Acute		AZ Aquatic and Wildlife - Warm Water Chronic		AZ Full Body Contact		AZ Fish Consumption		AZ Partial Body Contact		Dissolved Results	Total Results	Total Recoverable Results	Field Results	Use Exceeded
		Standard	Fraction	Standard	Fraction	Standard	Fraction	Standard	Fraction	Standard	Fraction	Standard	Fraction	Standard	Fraction					
Bacteria																				
E. Coli	MPN/100ml	---	---	---	---	---	---	---	---	235	---	---	---	575	---	---	<2.0	---	---	---
Total Coliforms	MPN/100ml	---	---	---	---	---	---	---	---	---	---	---	---	---	---	---	23 j	---	---	---
Field Parameters																				
Depth of Water	in	---	---	---	---	---	---	---	---	---	---	---	---	---	---	---	---	---	5.40	---
Dissolved oxygen	mg/l	---	---	---	---	6	---	6	---	---	---	---	---	---	---	---	---	---	6.68	---
Flow Rate	gallons/minute	---	---	---	---	---	---	---	---	---	---	---	---	---	---	---	---	---	60.800	---
pH (Field)	s.u.	6.5 - 9	---	6.5 - 9	---	6.5 - 9	---	6.5 - 9	---	6.5 - 9	---	---	---	6.5 - 9	---	---	---	---	7.60	---
Specific Conductance (Field)	uS/cm	---	---	---	---	---	---	---	---	---	---	---	---	---	---	---	---	---	298.7	---
Temperature (Field)	Deg C	---	---	---	---	---	---	---	---	---	---	---	---	---	---	---	---	---	14.6	---
Turbidity (Field)	NTUs	---	---	---	---	---	---	---	---	---	---	---	---	---	---	---	---	---	0.45	---
Inorganics																				
Alkalinity (as CaCO3)	mg/l	---	---	---	---	---	---	---	---	---	---	---	---	---	---	---	129.00	---	---	---
Bicarbonate (Calculated by M&A)	mg/l	---	---	---	---	---	---	---	---	---	---	---	---	---	---	---	157.38	---	---	---
Bicarbonate Alkalinity (as CaCO3)	mg/l	---	---	---	---	---	---	---	---	---	---	---	---	---	---	---	129.00	---	---	---
Bromide	mg/l	---	---	---	---	---	---	---	---	---	---	---	---	---	---	---	<0.100	---	---	---
Carbonate (Calculated by M&A)	mg/l	---	---	---	---	---	---	---	---	---	---	---	---	---	---	---	--	---	---	---
Carbonate Alkalinity (as CaCO3)	mg/l	---	---	---	---	---	---	---	---	---	---	---	---	---	---	---	<1.00	---	---	---
Chloride	mg/l	---	---	---	---	---	---	---	---	---	---	---	---	---	---	---	10.00	---	---	---
Fluoride	mg/l	---	---	---	---	---	---	---	---	140	---	---	---	140	---	---	0.200	---	---	---
Hardness (as CaCO3)	mg/l	---	---	---	---	---	---	---	---	---	---	---	---	---	---	---	117.0	---	---	---
Nitrate as N	mg/l	---	---	---	---	---	---	---	---	3733.33	---	---	---	3733.33	---	---	<0.10	---	---	---
Nitrate+Nitrite as N	mg/l	---	---	---	---	---	---	---	---	---	---	---	---	---	---	---	<0.20	---	---	---
Nitrate+Nitrite as N (calculated by M&A)	mg/l	---	---	---	---	---	---	---	---	3733.33	---	---	---	3733.33	---	---	--	---	---	---
Nitrite as N	mg/l	---	---	---	---	---	---	---	---	233.33	---	---	---	233.33	---	---	<0.10	---	---	---
Ortho-Phosphate	mg/l	---	---	---	---	---	---	---	---	---	---	---	---	---	---	---	<0.50	---	---	---
Silica	mg/l	---	---	---	---	---	---	---	---	---	---	---	---	---	---	---	42.7	---	---	---
Sulfate	mg/l	---	---	---	---	---	---	---	---	---	---	---	---	---	---	---	17.7	---	---	---
Sulfide	mg/l	---	---	---	---	---	---	---	---	---	---	---	---	---	---	---	<1.00	---	---	---
Lab Parameters																				
Color	Color Units	---	---	---	---	---	---	---	---	---	---	---	---	---	---	---	<1.0	---	---	---
Total Dissolved Solids (Laboratory)	mg/l	---	---	---	---	---	---	---	---	---	---	---	---	---	---	---	214.0	---	---	---
Total Suspended Solids	mg/l	---	---	---	---	---	---	---	---	---	---	---	---	---	---	---	<5.00	---	---	---
Metals																				
Aluminum	mg/l	---	---	---	---	---	---	---	---	---	---	---	---	---	---	---	<0.0300	---	---	---
Antimony	mg/l	---	---	---	---	0.088	DIS	0.03	DIS	0.747	TRC	0.64	TRC	0.747	TRC	<0.00300	<0.00300	<0.00300	---	---
Arsenic	mg/l	0.2	TRC	0.44	DIS	0.34	DIS	0.15	DIS	0.03	TRC	0.08	TRC	0.28	TRC	<0.00300	<0.00300	<0.00300	---	---
Barium	mg/l	---	---	---	---	---	---	---	---	98	TRC	---	---	98	TRC	0.0270	---	---	---	---
Beryllium	mg/l	---	---	---	---	---	---	---	---	1.867	TRC	0.084	TRC	1.867	TRC	<0.00200	<0.00200	<0.00200	---	---
Boron	mg/l	---	---	---	---	---	---	---	---	186.667	TRC	---	---	186.667	TRC	---	<0.0400	---	---	---
Cadmium	mg/l	0.05	---	0.026566	DIS	0.009167	DIS	0.000626	DIS	0.7	TRC	0.084	TRC	0.7	TRC	<0.000100	<0.000100	<0.000100	---	---
Calcium	mg/l	---	---	---	---	---	---	---	---	---	---	---	---	---	---	---	35.00	---	---	---
Chromium	mg/l	1	---	---	---	---	---	---	---	---	---	---	---	---	---	<0.00600	---	<0.00600	---	---
Chromium, Hexavalent‡	mg/l	---	---	0.034	DIS	0.016	DIS	0.011	DIS	2.8	TRC	0.15	TRC	2.8	TRC	<0.00600	---	<0.00600	---	---
Chromium, Trivalent‡	mg/l	---	---	2.17396	TRC	0.64795	TRC	0.08428	TRC	1400	TRC	75	TRC	1400	TRC	<0.00600	---	<0.00600	---	---
Cobalt	mg/l	---	---	---	---	---	---	---	---	---	---	---	---	---	---	---	<0.00600	---	---	---
Copper	mg/l	0.5	TRC	0.02697	DIS	0.01558	DIS	0.01024	DIS	1.3	TRC	---	---	1.3	TRC	<0.01000	<0.01000	<0.01000	---	---

Station Name	DC 5.5 C
Sample ID	RESE-1001176
Sample Date	11/18/2004 8:50:00 AM
Basin	Devils Canyon Watershed
Sub-basin	unknown
QC Type	Original data

Surface Water Hydrochemical Data

MONTGOMERY & ASSOCIATES

Parameters and Constituents		Standards														Results				
Name	Units	AZ Agricultural Livestock Watering		AZ Aquatic and Wildlife - Ephemeral Acute		AZ Aquatic and Wildlife - Warm Water Acute		AZ Aquatic and Wildlife - Warm Water Chronic		AZ Full Body Contact		AZ Fish Consumption		AZ Partial Body Contact		Dissolved Results	Total Results	Total Recoverable Results	Field Results	Use Exceeded
		Standard	Fraction	Standard	Fraction	Standard	Fraction	Standard	Fraction	Standard	Fraction	Standard	Fraction	Standard	Fraction					
Metals																				
Iron	mg/l	---	---	---	---	---	---	1	DIS	---	---	---	---	---	---	---	<0.0600	---	---	---
Lead	mg/l	0.1	TRC	0.161635	DIS	0.076588	DIS	0.002985	DIS	0.015	TRC	---	---	0.015	TRC	<0.003000	<0.003000	<0.003000	---	AZ Aquatic and Wildlife - Warm Water Chronic*
Magnesium	mg/l	---	---	---	---	---	---	---	---	---	---	---	---	---	---	---	7.13	---	---	---
Manganese	mg/l	---	---	---	---	---	---	---	---	130.66701	---	---	---	130.66701	---	---	---	0.00560	---	---
Mercury	mg/l	0.01	TRC	0.005	DIS	0.0024	DIS	0.00001	DIS	0.28	TRC	---	---	0.28	TRC	<0.00020	<0.00033	---	---	AZ Aquatic and Wildlife - Warm Water Chronic*
Molybdenum	mg/l	---	---	---	---	---	---	---	---	---	---	---	---	---	---	---	<0.00800	---	---	---
Nickel	mg/l	---	---	4.74904	DIS	0.53475	DIS	0.05939	DIS	28	TRC	0.511	TRC	28	TRC	<0.01000	---	<0.01000	---	---
Potassium	mg/l	---	---	---	---	---	---	---	---	---	---	---	---	---	---	---	2.21	---	---	---
Selenium	mg/l	0.05	TRC	0.033	TRC	---	---	0.002	TRC	4.667	TRC	0.667	TRC	4.667	TRC	---	<0.00300	<0.00300	---	AZ Aquatic and Wildlife - Warm Water Chronic*
Silver	mg/l	---	---	0.004214	DIS	0.004214	DIS	---	---	4.667	TRC	8	TRC	4.667	TRC	<0.000100	<0.000100	<0.000100	---	---
Sodium	mg/l	---	---	---	---	---	---	---	---	---	---	---	---	---	---	---	22.00	---	---	---
Thallium	mg/l	---	---	---	---	0.7	DIS	0.15	DIS	0.075	TRC	0.001	TRC	0.075	TRC	<0.00200	<0.00200	---	---	AZ Fish Consumption*
Zinc	mg/l	25	TRC	1.27022	DIS	0.13385	DIS	0.13385	DIS	280	TRC	5.106	TRC	280	TRC	<0.01000	<0.01000	<0.01000	---	---
Other																				
Anions (Laboratory)	meq/l	---	---	---	---	---	---	---	---	---	---	---	---	---	---	---	3.240	---	---	---
Cations (Laboratory)	meq/l	---	---	---	---	---	---	---	---	---	---	---	---	---	---	---	3.360	---	---	---
Ion Balance (Laboratory)	%	---	---	---	---	---	---	---	---	---	---	---	---	---	---	---	1.80	---	---	---
Total Dissolved Solids (Calc by Lab)	mg/l	---	---	---	---	---	---	---	---	---	---	---	---	---	---	---	226.0	---	---	---

The hardness value used for calculation of hardness-dependent standards is the hardness of the sample itself, not the hardness of a receiving water.
* Detection limit exceeds standard
‡ For comparison only - no analysis exists

Station Name	DC 5.5 C
Sample ID	RESE-1001198
Sample Date	2/28/2005 10:40:00 AM
Basin	Devils Canyon Watershed
Sub-basin	unknown
QC Type	Original data

Surface Water Hydrochemical Data

MONTGOMERY & ASSOCIATES

Parameters and Constituents		Standards														Results				
Name	Units	AZ Agricultural Livestock Watering		AZ Aquatic and Wildlife - Ephemeral Acute		AZ Aquatic and Wildlife - Warm Water Acute		AZ Aquatic and Wildlife - Warm Water Chronic		AZ Full Body Contact		AZ Fish Consumption		AZ Partial Body Contact		Dissolved Results	Total Results	Total Recoverable Results	Field Results	Use Exceeded
		Standard	Fraction	Standard	Fraction	Standard	Fraction	Standard	Fraction	Standard	Fraction	Standard	Fraction	Standard	Fraction					
Bacteria																				
E. Coli	MPN/100ml	---	---	---	---	---	---	---	---	235	---	---	---	575	---	---	7.0	---	---	---
Total Coliforms	MPN/100ml	---	---	---	---	---	---	---	---	---	---	---	---	---	---	---	130	---	---	---
Field Parameters																				
Depth of Water	in	---	---	---	---	---	---	---	---	---	---	---	---	---	---	---	---	---	10.97	---
Dissolved oxygen	mg/l	---	---	---	---	6	---	6	---	---	---	---	---	---	---	---	---	---	12.50	---
Flow Rate	gallons/minute	---	---	---	---	---	---	---	---	---	---	---	---	---	---	---	---	---	10492.940	---
pH (Field)	s.u.	6.5 - 9	---	6.5 - 9	---	6.5 - 9	---	6.5 - 9	---	6.5 - 9	---	---	---	6.5 - 9	---	---	---	---	7.90	---
Specific Conductance (Field)	uS/cm	---	---	---	---	---	---	---	---	---	---	---	---	---	---	---	---	---	87.9	---
Temperature (Field)	Deg C	---	---	---	---	---	---	---	---	---	---	---	---	---	---	---	---	---	9.8	---
Turbidity (Field)	NTUs	---	---	---	---	---	---	---	---	---	---	---	---	---	---	---	---	---	4.36	---
Inorganics																				
Alkalinity (as CaCO3)	mg/l	---	---	---	---	---	---	---	---	---	---	---	---	---	---	---	18.10	---	---	---
Bicarbonate (Calculated by M&A)	mg/l	---	---	---	---	---	---	---	---	---	---	---	---	---	---	---	22.08	---	---	---
Bicarbonate Alkalinity (as CaCO3)	mg/l	---	---	---	---	---	---	---	---	---	---	---	---	---	---	---	18.10	---	---	---
Bromide	mg/l	---	---	---	---	---	---	---	---	---	---	---	---	---	---	---	<0.100	---	---	---
Carbonate (Calculated by M&A)	mg/l	---	---	---	---	---	---	---	---	---	---	---	---	---	---	---	--	---	---	---
Carbonate Alkalinity (as CaCO3)	mg/l	---	---	---	---	---	---	---	---	---	---	---	---	---	---	---	<1.00	---	---	---
Chloride	mg/l	---	---	---	---	---	---	---	---	---	---	---	---	---	---	---	3.37	---	---	---
Fluoride	mg/l	---	---	---	---	---	---	---	---	140	---	---	---	140	---	---	<0.100	---	---	---
Hardness (as CaCO3)	mg/l	---	---	---	---	---	---	---	---	---	---	---	---	---	---	---	26.9	---	---	---
Nitrate as N	mg/l	---	---	---	---	---	---	---	---	3733.33	---	---	---	3733.33	---	---	0.15	---	---	---
Nitrate+Nitrite as N	mg/l	---	---	---	---	---	---	---	---	---	---	---	---	---	---	---	<0.20	---	---	---
Nitrate+Nitrite as N (calculated by M&A)	mg/l	---	---	---	---	---	---	---	---	3733.33	---	---	---	3733.33	---	---	0.15	---	---	---
Nitrite as N	mg/l	---	---	---	---	---	---	---	---	233.33	---	---	---	233.33	---	---	<0.10	---	---	---
Ortho-Phosphate	mg/l	---	---	---	---	---	---	---	---	---	---	---	---	---	---	---	<0.50	---	---	---
Silica	mg/l	---	---	---	---	---	---	---	---	---	---	---	---	---	---	---	27.4	---	---	---
Sulfate	mg/l	---	---	---	---	---	---	---	---	---	---	---	---	---	---	---	13.7	---	---	---
Sulfide	mg/l	---	---	---	---	---	---	---	---	---	---	---	---	---	---	---	<1.00	---	---	---
Lab Parameters																				
Color	Color Units	---	---	---	---	---	---	---	---	---	---	---	---	---	---	---	37.0	---	---	---
Total Dissolved Solids (Laboratory)	mg/l	---	---	---	---	---	---	---	---	---	---	---	---	---	---	---	89.0	---	---	---
Total Suspended Solids	mg/l	---	---	---	---	---	---	---	---	---	---	---	---	---	---	---	<5.00	---	---	---
Metals																				
Aluminum	mg/l	---	---	---	---	---	---	---	---	---	---	---	---	---	---	---	0.6580	---	---	---
Antimony	mg/l	---	---	---	---	0.088	DIS	0.03	DIS	0.747	TRC	0.64	TRC	0.747	TRC	<0.00300	<0.00300	<0.00300	---	---
Arsenic	mg/l	0.2	TRC	0.44	DIS	0.34	DIS	0.15	DIS	0.03	TRC	0.08	TRC	0.28	TRC	0.00320	0.00340	0.00320	---	---
Barium	mg/l	---	---	---	---	---	---	---	---	98	TRC	---	---	98	TRC	0.0127	---	---	---	---
Beryllium	mg/l	---	---	---	---	---	---	---	---	1.867	TRC	0.084	TRC	1.867	TRC	<0.00200	<0.00200	<0.00200	---	---
Boron	mg/l	---	---	---	---	---	---	---	---	186.667	TRC	---	---	186.667	TRC	---	<0.0400	---	---	---
Cadmium	mg/l	0.05	---	0.006352	DIS	0.002192	DIS	0.000225	DIS	0.7	TRC	0.084	TRC	0.7	TRC	<0.000200	<0.000200	<0.000200	---	---
Calcium	mg/l	---	---	---	---	---	---	---	---	---	---	---	---	---	---	---	7.78	---	---	---
Chromium	mg/l	1	---	---	---	---	---	---	---	---	---	---	---	---	---	<0.00600	---	<0.00600	---	---
Chromium, Hexavalent‡	mg/l	---	---	0.034	DIS	0.016	DIS	0.011	DIS	2.8	TRC	0.15	TRC	2.8	TRC	<0.00600	---	<0.00600	---	---
Chromium, Trivalent‡	mg/l	---	---	0.65219	TRC	0.19438	TRC	0.02529	TRC	1400	TRC	75	TRC	1400	TRC	<0.00600	---	<0.00600	---	---
Cobalt	mg/l	---	---	---	---	---	---	---	---	---	---	---	---	---	---	---	<0.00600	---	---	---

Station Name	DC 5.5 C
Sample ID	RESE-1001198
Sample Date	2/28/2005 10:40:00 AM
Basin	Devils Canyon Watershed
Sub-basin	unknown
QC Type	Original data

Surface Water Hydrochemical Data

MONTGOMERY & ASSOCIATES

Parameters and Constituents		Standards														Results				
Name	Units	AZ Agricultural Livestock Watering		AZ Aquatic and Wildlife - Ephemeral Acute		AZ Aquatic and Wildlife - Warm Water Acute		AZ Aquatic and Wildlife - Warm Water Chronic		AZ Full Body Contact		AZ Fish Consumption		AZ Partial Body Contact		Dissolved Results	Total Results	Total Recoverable Results	Field Results	Use Exceeded
		Standard	Fraction	Standard	Fraction	Standard	Fraction	Standard	Fraction	Standard	Fraction	Standard	Fraction	Standard	Fraction					
Metals																				
Copper	mg/l	0.5	TRC	0.00675	DIS	0.0039	DIS	0.00292	DIS	1.3	TRC	---	---	1.3	TRC	<0.01000	0.01000	0.01100	---	AZ Aquatic and Wildlife - Ephemeral Acute* AZ Aquatic and Wildlife - Warm Water Acute* AZ Aquatic and Wildlife - Warm Water Chronic*
Iron	mg/l	---	---	---	---	---	---	1	DIS	---	---	---	---	---	---	---	0.3280	---	---	---
Lead	mg/l	0.1	TRC	0.031815	DIS	0.015075	DIS	0.000587	DIS	0.015	TRC	---	---	0.015	TRC	<0.003000	<0.003000	<0.003000	---	AZ Aquatic and Wildlife - Warm Water Chronic*
Magnesium	mg/l	---	---	---	---	---	---	---	---	---	---	---	---	---	---	---	1.82	---	---	---
Manganese	mg/l	---	---	---	---	---	---	---	---	130.66701	---	---	---	130.66701	---	---	---	0.00460	---	---
Mercury	mg/l	0.01	TRC	0.005	DIS	0.0024	DIS	0.00001	DIS	0.28	TRC	---	---	0.28	TRC	<0.00020	<0.00020	---	---	AZ Aquatic and Wildlife - Warm Water Chronic*
Molybdenum	mg/l	---	---	---	---	---	---	---	---	---	---	---	---	---	---	---	<0.00800	---	---	---
Nickel	mg/l	---	---	1.36928	DIS	0.15418	DIS	0.01712	DIS	28	TRC	0.511	TRC	28	TRC	<0.01000	---	<0.01000	---	---
Potassium	mg/l	---	---	---	---	---	---	---	---	---	---	---	---	---	---	---	1.43	---	---	---
Selenium	mg/l	0.05	TRC	0.033	TRC	---	---	0.002	TRC	4.667	TRC	0.667	TRC	4.667	TRC	---	<0.00300	<0.00300	---	AZ Aquatic and Wildlife - Warm Water Chronic*
Silver	mg/l	---	---	0.000336	DIS	0.000336	DIS	---	---	4.667	TRC	8	TRC	4.667	TRC	<0.000100	<0.000100	<0.000100	---	---
Sodium	mg/l	---	---	---	---	---	---	---	---	---	---	---	---	---	---	---	5.72	---	---	---
Thallium	mg/l	---	---	---	---	0.7	DIS	0.15	DIS	0.075	TRC	0.001	TRC	0.075	TRC	<0.00200	<0.00200	---	---	AZ Fish Consumption*
Zinc	mg/l	25	TRC	0.36554	DIS	0.03852	DIS	0.03852	DIS	280	TRC	5.106	TRC	280	TRC	<0.01000	<0.01000	<0.01000	---	---
Other																				
Anions (Laboratory)	meq/l	---	---	---	---	---	---	---	---	---	---	---	---	---	---	---	0.750	---	---	---
Cations (Laboratory)	meq/l	---	---	---	---	---	---	---	---	---	---	---	---	---	---	---	0.910	---	---	---
Ion Balance (Laboratory)	%	---	---	---	---	---	---	---	---	---	---	---	---	---	---	---	9.60	---	---	---
Total Dissolved Solids (Calc by Lab)	mg/l	---	---	---	---	---	---	---	---	---	---	---	---	---	---	---	80.4	---	---	---

The hardness value used for calculation of hardness-dependent standards is the hardness of the sample itself, not the hardness of a receiving water.
* Detection limit exceeds standard
‡ For comparison only - no analysis exists

Station Name	DC 5.5 C
Sample ID	RESE-1001216
Sample Date	5/24/2005 8:05:00 AM
Basin	Devils Canyon Watershed
Sub-basin	unknown
QC Type	Original data

Surface Water Hydrochemical Data

MONTGOMERY & ASSOCIATES

Parameters and Constituents		Standards														Results				
Name	Units	AZ Agricultural Livestock Watering		AZ Aquatic and Wildlife - Ephemeral Acute		AZ Aquatic and Wildlife - Warm Water Acute		AZ Aquatic and Wildlife - Warm Water Chronic		AZ Full Body Contact		AZ Fish Consumption		AZ Partial Body Contact		Dissolved Results	Total Results	Total Recoverable Results	Field Results	Use Exceeded
		Standard	Fraction	Standard	Fraction	Standard	Fraction	Standard	Fraction	Standard	Fraction	Standard	Fraction	Standard	Fraction					
Bacteria																				
E. Coli	MPN/100ml	---	---	---	---	---	---	---	---	235	---	---	---	575	---	---	<2.0	---	---	---
Total Coliforms	MPN/100ml	---	---	---	---	---	---	---	---	---	---	---	---	---	---	---	130	---	---	---
Field Parameters																				
Depth of Water	in	---	---	---	---	---	---	---	---	---	---	---	---	---	---	---	---	---	1.19	---
Dissolved oxygen	mg/l	---	---	---	---	6	---	6	---	---	---	---	---	---	---	---	---	---	6.06	---
Flow Rate	gallons/minute	---	---	---	---	---	---	---	---	---	---	---	---	---	---	---	---	---	17.600	---
pH (Field)	s.u.	6.5 - 9	---	6.5 - 9	---	6.5 - 9	---	6.5 - 9	---	6.5 - 9	---	---	---	6.5 - 9	---	---	---	---	7.60	---
Specific Conductance (Field)	uS/cm	---	---	---	---	---	---	---	---	---	---	---	---	---	---	---	---	---	254.0	---
Temperature (Field)	Deg C	---	---	---	---	---	---	---	---	---	---	---	---	---	---	---	---	---	19.1	---
Turbidity (Field)	NTUs	---	---	---	---	---	---	---	---	---	---	---	---	---	---	---	---	---	0.32	---
Inorganics																				
Alkalinity (as CaCO3)	mg/l	---	---	---	---	---	---	---	---	---	---	---	---	---	---	---	110.00	---	---	---
Bicarbonate (Calculated by M&A)	mg/l	---	---	---	---	---	---	---	---	---	---	---	---	---	---	---	134.20	---	---	---
Bicarbonate Alkalinity (as CaCO3)	mg/l	---	---	---	---	---	---	---	---	---	---	---	---	---	---	---	110.00	---	---	---
Bromide	mg/l	---	---	---	---	---	---	---	---	---	---	---	---	---	---	---	0.124	---	---	---
Carbonate (Calculated by M&A)	mg/l	---	---	---	---	---	---	---	---	---	---	---	---	---	---	---	--	---	---	---
Carbonate Alkalinity (as CaCO3)	mg/l	---	---	---	---	---	---	---	---	---	---	---	---	---	---	---	<1.00	---	---	---
Chloride	mg/l	---	---	---	---	---	---	---	---	---	---	---	---	---	---	---	8.69	---	---	---
Fluoride	mg/l	---	---	---	---	---	---	---	---	140	---	---	---	140	---	---	0.144	---	---	---
Hardness (as CaCO3)	mg/l	---	---	---	---	---	---	---	---	---	---	---	---	---	---	---	92.3	---	---	---
Nitrate as N	mg/l	---	---	---	---	---	---	---	---	3733.33	---	---	---	3733.33	---	---	<0.10	---	---	---
Nitrate+Nitrite as N	mg/l	---	---	---	---	---	---	---	---	---	---	---	---	---	---	---	<0.20	---	---	---
Nitrate+Nitrite as N (calculated by M&A)	mg/l	---	---	---	---	---	---	---	---	3733.33	---	---	---	3733.33	---	---	--	---	---	---
Nitrite as N	mg/l	---	---	---	---	---	---	---	---	233.33	---	---	---	233.33	---	---	<0.10	---	---	---
Ortho-Phosphate	mg/l	---	---	---	---	---	---	---	---	---	---	---	---	---	---	---	<0.50	---	---	---
Silica	mg/l	---	---	---	---	---	---	---	---	---	---	---	---	---	---	---	38.8	---	---	---
Sulfate	mg/l	---	---	---	---	---	---	---	---	---	---	---	---	---	---	---	13.7	---	---	---
Sulfide	mg/l	---	---	---	---	---	---	---	---	---	---	---	---	---	---	---	<1.00	---	---	---
Lab Parameters																				
Color	Color Units	---	---	---	---	---	---	---	---	---	---	---	---	---	---	---	<1.0	---	---	---
Total Dissolved Solids (Laboratory)	mg/l	---	---	---	---	---	---	---	---	---	---	---	---	---	---	---	200.0	---	---	---
Total Suspended Solids	mg/l	---	---	---	---	---	---	---	---	---	---	---	---	---	---	---	<5.00	---	---	---
Metals																				
Aluminum	mg/l	---	---	---	---	---	---	---	---	---	---	---	---	---	---	---	<0.0300	---	---	---
Antimony	mg/l	---	---	---	---	0.088	DIS	0.03	DIS	0.747	TRC	0.64	TRC	0.747	TRC	<0.00300	<0.00300	<0.00300	---	---
Arsenic	mg/l	0.2	TRC	0.44	DIS	0.34	DIS	0.15	DIS	0.03	TRC	0.08	TRC	0.28	TRC	0.00530	0.00500	0.00520	---	---
Barium	mg/l	---	---	---	---	---	---	---	---	98	TRC	---	---	98	TRC	0.0253	---	---	---	---
Beryllium	mg/l	---	---	---	---	---	---	---	---	1.867	TRC	0.084	TRC	1.867	TRC	<0.00200	<0.00200	<0.00200	---	---
Boron	mg/l	---	---	---	---	---	---	---	---	186.667	TRC	---	---	186.667	TRC	---	<0.0400	---	---	---
Cadmium	mg/l	0.05	---	0.021096	DIS	0.00728	DIS	0.000531	DIS	0.7	TRC	0.084	TRC	0.7	TRC	<0.000200	<0.000200	<0.000200	---	---
Calcium	mg/l	---	---	---	---	---	---	---	---	---	---	---	---	---	---	---	27.70	---	---	---
Chromium	mg/l	1	---	---	---	---	---	---	---	---	---	---	---	---	---	<0.00600	---	<0.00600	---	---
Chromium, Hexavalent‡	mg/l	---	---	0.034	DIS	0.016	DIS	0.011	DIS	2.8	TRC	0.15	TRC	2.8	TRC	<0.00600	---	<0.00600	---	---
Chromium, Trivalent‡	mg/l	---	---	1.79023	TRC	0.53357	TRC	0.06941	TRC	1400	TRC	75	TRC	1400	TRC	<0.00600	---	<0.00600	---	---
Cobalt	mg/l	---	---	---	---	---	---	---	---	---	---	---	---	---	---	---	<0.00600	---	---	---
Copper	mg/l	0.5	TRC	0.02157	DIS	0.01246	DIS	0.00836	DIS	1.3	TRC	---	---	1.3	TRC	<0.01000	<0.01000	<0.01000	---	AZ Aquatic and Wildlife - Warm Water Chronic*

Station Name	DC 5.5 C
Sample ID	RESE-1001216
Sample Date	5/24/2005 8:05:00 AM
Basin	Devils Canyon Watershed
Sub-basin	unknown
QC Type	Original data

Surface Water Hydrochemical Data

MONTGOMERY & ASSOCIATES

Parameters and Constituents		Standards														Results				
Name	Units	AZ Agricultural Livestock Watering		AZ Aquatic and Wildlife - Ephemeral Acute		AZ Aquatic and Wildlife - Warm Water Acute		AZ Aquatic and Wildlife - Warm Water Chronic		AZ Full Body Contact		AZ Fish Consumption		AZ Partial Body Contact		Dissolved Results	Total Results	Total Recoverable Results	Field Results	Use Exceeded
		Standard	Fraction	Standard	Fraction	Standard	Fraction	Standard	Fraction	Standard	Fraction	Standard	Fraction	Standard	Fraction					
Metals																				
Iron	mg/l	---	---	---	---	---	---	1	DIS	---	---	---	---	---	---	---	0.0880	---	---	---
Lead	mg/l	0.1	TRC	0.124896	DIS	0.05918	DIS	0.002306	DIS	0.015	TRC	---	---	0.015	TRC	<0.003000	<0.003000	<0.003000	---	AZ Aquatic and Wildlife - Warm Water Chronic*
Magnesium	mg/l	---	---	---	---	---	---	---	---	---	---	---	---	---	---	---	5.58	---	---	---
Manganese	mg/l	---	---	---	---	---	---	---	---	130.66701	---	---	---	130.66701	---	---	---	0.04660	---	---
Mercury	mg/l	0.01	TRC	0.005	DIS	0.0024	DIS	0.00001	DIS	0.28	TRC	---	---	0.28	TRC	<0.00020	<0.00020	---	---	AZ Aquatic and Wildlife - Warm Water Chronic*
Molybdenum	mg/l	---	---	---	---	---	---	---	---	---	---	---	---	---	---	---	<0.00800	---	---	---
Nickel	mg/l	---	---	3.8858	DIS	0.43755	DIS	0.0486	DIS	28	TRC	0.511	TRC	28	TRC	<0.01000	---	<0.01000	---	---
Potassium	mg/l	---	---	---	---	---	---	---	---	---	---	---	---	---	---	---	2.02	---	---	---
Selenium	mg/l	0.05	TRC	0.033	TRC	---	---	0.002	TRC	4.667	TRC	0.667	TRC	4.667	TRC	---	<0.00300	<0.00300	---	AZ Aquatic and Wildlife - Warm Water Chronic*
Silver	mg/l	---	---	0.002803	DIS	0.002803	DIS	---	---	4.667	TRC	8	TRC	4.667	TRC	<0.000100	<0.000100	<0.000100	---	---
Sodium	mg/l	---	---	---	---	---	---	---	---	---	---	---	---	---	---	---	15.60	---	---	---
Thallium	mg/l	---	---	---	---	0.7	DIS	0.15	DIS	0.075	TRC	0.001	TRC	0.075	TRC	<0.00200	<0.00200	---	---	AZ Fish Consumption*
Zinc	mg/l	25	TRC	1.03901	DIS	0.10949	DIS	0.10949	DIS	280	TRC	5.106	TRC	280	TRC	<0.01000	<0.01000	<0.01000	---	---
Other																				
Anions (Laboratory)	meq/l	---	---	---	---	---	---	---	---	---	---	---	---	---	---	---	2.750	---	---	---
Cations (Laboratory)	meq/l	---	---	---	---	---	---	---	---	---	---	---	---	---	---	---	2.570	---	---	---
Ion Balance (Laboratory)	%	---	---	---	---	---	---	---	---	---	---	---	---	---	---	---	-3.40	---	---	---
Total Dissolved Solids (Calc by Lab)	mg/l	---	---	---	---	---	---	---	---	---	---	---	---	---	---	---	189.0	---	---	---

The hardness value used for calculation of hardness-dependent standards is the hardness of the sample itself, not the hardness of a receiving water.
* Detection limit exceeds standard
‡ For comparison only - no analysis exists

Station Name	DC 5.5 C
Sample ID	RESE-1001229
Sample Date	8/23/2005 10:00:00 AM
Basin	Devils Canyon Watershed
Sub-basin	unknown
QC Type	Original data

Surface Water Hydrochemical Data

MONTGOMERY & ASSOCIATES

Parameters and Constituents		Standards														Results				
Name	Units	AZ Agricultural Livestock Watering		AZ Aquatic and Wildlife - Ephemeral Acute		AZ Aquatic and Wildlife - Warm Water Acute		AZ Aquatic and Wildlife - Warm Water Chronic		AZ Full Body Contact		AZ Fish Consumption		AZ Partial Body Contact		Dissolved Results	Total Results	Total Recoverable Results	Field Results	Use Exceeded
		Standard	Fraction	Standard	Fraction	Standard	Fraction	Standard	Fraction	Standard	Fraction	Standard	Fraction	Standard	Fraction					
Bacteria																				
E. Coli	MPN/100ml	---	---	---	---	---	---	---	---	235	---	---	---	575	---	---	50.0	---	---	---
Total Coliforms	MPN/100ml	---	---	---	---	---	---	---	---	---	---	---	---	---	---	---	1600 ge	---	---	---
Field Parameters																				
Depth of Water	in	---	---	---	---	---	---	---	---	---	---	---	---	---	---	---	---	---	3.32	---
Dissolved oxygen	mg/l	---	---	---	---	6	---	6	---	---	---	---	---	---	---	---	---	---	9.55	---
Flow Rate	gallons/minute	---	---	---	---	---	---	---	---	---	---	---	---	---	---	---	---	---	39.700	---
pH (Field)	s.u.	6.5 - 9	---	6.5 - 9	---	6.5 - 9	---	6.5 - 9	---	6.5 - 9	---	---	---	6.5 - 9	---	---	---	---	7.40	---
Specific Conductance (Field)	uS/cm	---	---	---	---	---	---	---	---	---	---	---	---	---	---	---	---	---	2061.1	---
Temperature (Field)	Deg C	---	---	---	---	---	---	---	---	---	---	---	---	---	---	---	---	---	22.4	---
Turbidity (Field)	NTUs	---	---	---	---	---	---	---	---	---	---	---	---	---	---	---	---	---	0.47	---
Inorganics																				
Alkalinity (as CaCO3)	mg/l	---	---	---	---	---	---	---	---	---	---	---	---	---	---	---	84.70	---	---	---
Bicarbonate (Calculated by M&A)	mg/l	---	---	---	---	---	---	---	---	---	---	---	---	---	---	---	103.33	---	---	---
Bicarbonate Alkalinity (as CaCO3)	mg/l	---	---	---	---	---	---	---	---	---	---	---	---	---	---	---	84.70	---	---	---
Bromide	mg/l	---	---	---	---	---	---	---	---	---	---	---	---	---	---	---	<0.100	---	---	---
Carbonate (Calculated by M&A)	mg/l	---	---	---	---	---	---	---	---	---	---	---	---	---	---	---	--	---	---	---
Carbonate Alkalinity (as CaCO3)	mg/l	---	---	---	---	---	---	---	---	---	---	---	---	---	---	---	<1.00	---	---	---
Chloride	mg/l	---	---	---	---	---	---	---	---	---	---	---	---	---	---	---	6.28	---	---	---
Fluoride	mg/l	---	---	---	---	---	---	---	---	140	---	---	---	140	---	---	0.144	---	---	---
Hardness (as CaCO3)	mg/l	---	---	---	---	---	---	---	---	---	---	---	---	---	---	---	77.7	---	---	---
Nitrate as N	mg/l	---	---	---	---	---	---	---	---	3733.33	---	---	---	3733.33	---	---	<0.10	---	---	---
Nitrate+Nitrite as N	mg/l	---	---	---	---	---	---	---	---	---	---	---	---	---	---	---	<0.20	---	---	---
Nitrate+Nitrite as N (calculated by M&A)	mg/l	---	---	---	---	---	---	---	---	3733.33	---	---	---	3733.33	---	---	--	---	---	---
Nitrite as N	mg/l	---	---	---	---	---	---	---	---	233.33	---	---	---	233.33	---	---	<0.10	---	---	---
Ortho-Phosphate	mg/l	---	---	---	---	---	---	---	---	---	---	---	---	---	---	---	<0.50	---	---	---
Silica	mg/l	---	---	---	---	---	---	---	---	---	---	---	---	---	---	---	44.1	---	---	---
Sulfate	mg/l	---	---	---	---	---	---	---	---	---	---	---	---	---	---	---	14.5	---	---	---
Sulfide	mg/l	---	---	---	---	---	---	---	---	---	---	---	---	---	---	---	<1.00	---	---	---
Lab Parameters																				
Color	Color Units	---	---	---	---	---	---	---	---	---	---	---	---	---	---	---	19.0	---	---	---
Total Dissolved Solids (Laboratory)	mg/l	---	---	---	---	---	---	---	---	---	---	---	---	---	---	---	136.0	---	---	---
Total Suspended Solids	mg/l	---	---	---	---	---	---	---	---	---	---	---	---	---	---	---	<5.00	---	---	---
Metals																				
Aluminum	mg/l	---	---	---	---	---	---	---	---	---	---	---	---	---	---	---	0.0370	---	---	---
Antimony	mg/l	---	---	---	---	0.088	DIS	0.03	DIS	0.747	TRC	0.64	TRC	0.747	TRC	<0.00300	<0.00300	<0.00300	---	---
Arsenic	mg/l	0.2	TRC	0.44	DIS	0.34	DIS	0.15	DIS	0.03	TRC	0.08	TRC	0.28	TRC	0.00600	0.00610	0.00560	---	---
Barium	mg/l	---	---	---	---	---	---	---	---	98	TRC	---	---	98	TRC	0.0229	---	---	---	---
Beryllium	mg/l	---	---	---	---	---	---	---	---	1.867	TRC	0.084	TRC	1.867	TRC	<0.00200	<0.00200	<0.00200	---	---
Boron	mg/l	---	---	---	---	---	---	---	---	186.667	TRC	---	---	186.667	TRC	---	<0.0400	---	---	---
Cadmium	mg/l	0.05	---	0.017843	DIS	0.006157	DIS	0.000471	DIS	0.7	TRC	0.084	TRC	0.7	TRC	<0.000200	<0.000100	<0.000200	---	---
Calcium	mg/l	---	---	---	---	---	---	---	---	---	---	---	---	---	---	---	23.50	---	---	---
Chromium	mg/l	1	---	---	---	---	---	---	---	---	---	---	---	---	---	<0.00600	---	<0.00600	---	---
Chromium, Hexavalent‡	mg/l	---	---	0.034	DIS	0.016	DIS	0.011	DIS	2.8	TRC	0.15	TRC	2.8	TRC	<0.00600	---	<0.00600	---	---
Chromium, Trivalent‡	mg/l	---	---	1.55476	TRC	0.46339	TRC	0.06028	TRC	1400	TRC	75	TRC	1400	TRC	<0.00600	---	<0.00600	---	---
Cobalt	mg/l	---	---	---	---	---	---	---	---	---	---	---	---	---	---	---	<0.00600	---	---	---
Copper	mg/l	0.5	TRC	0.01834	DIS	0.0106	DIS	0.00722	DIS	1.3	TRC	---	---	1.3	TRC	<0.01000	<0.01000	<0.01000	---	AZ Aquatic and Wildlife - Warm Water Chronic*

Station Name	DC 5.5 C
Sample ID	RESE-1001229
Sample Date	8/23/2005 10:00:00 AM
Basin	Devils Canyon Watershed
Sub-basin	unknown
QC Type	Original data

Surface Water Hydrochemical Data

MONTGOMERY & ASSOCIATES

Parameters and Constituents		Standards														Results				
Name	Units	AZ Agricultural Livestock Watering		AZ Aquatic and Wildlife - Ephemeral Acute		AZ Aquatic and Wildlife - Warm Water Acute		AZ Aquatic and Wildlife - Warm Water Chronic		AZ Full Body Contact		AZ Fish Consumption		AZ Partial Body Contact		Dissolved Results	Total Results	Total Recoverable Results	Field Results	Use Exceeded
		Standard	Fraction	Standard	Fraction	Standard	Fraction	Standard	Fraction	Standard	Fraction	Standard	Fraction	Standard	Fraction					
Metals																				
Iron	mg/l	---	---	---	---	---	---	1	DIS	---	---	---	---	---	---	---	0.1060	---	---	---
Lead	mg/l	0.1	TRC	0.103447	DIS	0.049017	DIS	0.00191	DIS	0.015	TRC	---	---	0.015	TRC	<0.003000	<0.003000	<0.003000	---	AZ Aquatic and Wildlife - Warm Water Chronic*
Magnesium	mg/l	---	---	---	---	---	---	---	---	---	---	---	---	---	---	---	4.64	---	---	---
Manganese	mg/l	---	---	---	---	---	---	---	---	130.66701	---	---	---	130.66701	---	---	---	0.04450	---	---
Mercury	mg/l	0.01	TRC	0.005	DIS	0.0024	DIS	0.00001	DIS	0.28	TRC	---	---	0.28	TRC	<0.00020	<0.00020	---	---	AZ Aquatic and Wildlife - Warm Water Chronic*
Molybdenum	mg/l	---	---	---	---	---	---	---	---	---	---	---	---	---	---	---	<0.00800	---	---	---
Nickel	mg/l	---	---	3.35905	DIS	0.37823	DIS	0.04201	DIS	28	TRC	0.511	TRC	28	TRC	<0.01000	---	<0.01000	---	---
Potassium	mg/l	---	---	---	---	---	---	---	---	---	---	---	---	---	---	---	2.28	---	---	---
Selenium	mg/l	0.05	TRC	0.033	TRC	---	---	0.002	TRC	4.667	TRC	0.667	TRC	4.667	TRC	---	<0.00300	<0.00300	---	AZ Aquatic and Wildlife - Warm Water Chronic*
Silver	mg/l	---	---	0.002084	DIS	0.002084	DIS	---	---	4.667	TRC	8	TRC	4.667	TRC	<0.000100	<0.000100	<0.000100	---	---
Sodium	mg/l	---	---	---	---	---	---	---	---	---	---	---	---	---	---	---	14.00	---	---	---
Thallium	mg/l	---	---	---	---	0.7	DIS	0.15	DIS	0.075	TRC	0.001	TRC	0.075	TRC	<0.00200	<0.00200	---	---	AZ Fish Consumption*
Zinc	mg/l	25	TRC	0.89796	DIS	0.09463	DIS	0.09463	DIS	280	TRC	5.106	TRC	280	TRC	<0.01000	<0.01000	0.02000	---	---
Other																				
Anions (Laboratory)	meq/l	---	---	---	---	---	---	---	---	---	---	---	---	---	---	---	2.180	---	---	---
Cations (Laboratory)	meq/l	---	---	---	---	---	---	---	---	---	---	---	---	---	---	---	2.220	---	---	---
Ion Balance (Laboratory)	%	---	---	---	---	---	---	---	---	---	---	---	---	---	---	---	0.91	---	---	---
Total Dissolved Solids (Calc by Lab)	mg/l	---	---	---	---	---	---	---	---	---	---	---	---	---	---	---	172.0	---	---	---

The hardness value used for calculation of hardness-dependent standards is the hardness of the sample itself, not the hardness of a receiving water.
* Detection limit exceeds standard
‡ For comparison only - no analysis exists

Station Name	DC 5.5 C
Sample ID	z
Sample Date	2/25/2009
Basin	Devils Canyon Watershed
Sub-basin	unknown
QC Type	Original data

Surface Water Hydrochemical Data

MONTGOMERY & ASSOCIATES

Parameters and Constituents		Standards														Results				
Name	Units	AZ Agricultural Livestock Watering		AZ Aquatic and Wildlife - Ephemeral Acute		AZ Aquatic and Wildlife - Warm Water Acute		AZ Aquatic and Wildlife - Warm Water Chronic		AZ Full Body Contact		AZ Fish Consumption		AZ Partial Body Contact		Dissolved Results	Total Results	Total Recoverable Results	Field Results	Use Exceeded
		Standard	Fraction	Standard	Fraction	Standard	Fraction	Standard	Fraction	Standard	Fraction	Standard	Fraction	Standard	Fraction					
Field Parameters																				
Flow Rate	gallons/minute	---	---	---	---	---	---	---	---	---	---	---	---	---	---	---	---	---	1378.000	---

The hardness value used for calculation of hardness-dependent standards is the hardness of the sample itself, not the hardness of a receiving water.

Station Name	DC 5.5 C
Sample ID	RESE-1002180
Sample Date	8/26/2011 8:45:00 AM
Basin	Devils Canyon Watershed
Sub-basin	unknown
QC Type	Original data

Surface Water Hydrochemical Data

MONTGOMERY & ASSOCIATES

Parameters and Constituents		Standards														Results				
Name	Units	AZ Agricultural Livestock Watering		AZ Aquatic and Wildlife - Ephemeral Acute		AZ Aquatic and Wildlife - Warm Water Acute		AZ Aquatic and Wildlife - Warm Water Chronic		AZ Full Body Contact		AZ Fish Consumption		AZ Partial Body Contact		Dissolved Results	Total Results	Total Recoverable Results	Field Results	Use Exceeded
		Standard	Fraction	Standard	Fraction	Standard	Fraction	Standard	Fraction	Standard	Fraction	Standard	Fraction	Standard	Fraction					
Field Parameters																				
Dissolved oxygen	mg/l	---	---	---	---	6	---	6	---	---	---	---	---	---	---	---	---	---	4.66	AZ Aquatic and Wildlife - Warm Water Acute† AZ Aquatic and Wildlife - Warm Water Chronic†
Flow Rate	gallons/minute	---	---	---	---	---	---	---	---	---	---	---	---	---	---	---	---	---	4.500 j	---
pH (Field)	s.u.	6.5 - 9	---	6.5 - 9	---	6.5 - 9	---	6.5 - 9	---	6.5 - 9	---	---	---	6.5 - 9	---	---	---	---	7.49	---
Specific Conductance (Field)	uS/cm	---	---	---	---	---	---	---	---	---	---	---	---	---	---	---	---	---	415.0	---
Temperature (Field)	Deg C	---	---	---	---	---	---	---	---	---	---	---	---	---	---	---	---	---	24.5	---
Turbidity (Field)	NTUs	---	---	---	---	---	---	---	---	---	---	---	---	---	---	---	---	---	3.71	---
Inorganics																				
Alkalinity (as CaCO3)	mg/l	---	---	---	---	---	---	---	---	---	---	---	---	---	---	---	203.00	---	---	---
Bicarbonate (Calculated by M&A)	mg/l	---	---	---	---	---	---	---	---	---	---	---	---	---	---	---	247.66	---	---	---
Bicarbonate Alkalinity (as CaCO3)	mg/l	---	---	---	---	---	---	---	---	---	---	---	---	---	---	---	203.00	---	---	---
Bromide	mg/l	---	---	---	---	---	---	---	---	---	---	---	---	---	---	---	0.110	---	---	---
Carbonate (Calculated by M&A)	mg/l	---	---	---	---	---	---	---	---	---	---	---	---	---	---	---	--	---	---	---
Carbonate Alkalinity (as CaCO3)	mg/l	---	---	---	---	---	---	---	---	---	---	---	---	---	---	---	<1.00	---	---	---
Chloride	mg/l	---	---	---	---	---	---	---	---	---	---	---	---	---	---	---	9.32	---	---	---
Fluoride	mg/l	---	---	---	---	---	---	---	---	140	---	---	---	140	---	---	0.180	---	---	---
Hardness (as CaCO3)	mg/l	---	---	---	---	---	---	---	---	---	---	---	---	---	---	---	---	167.0	---	---
Silica	mg/l	---	---	---	---	---	---	---	---	---	---	---	---	---	---	47.4	---	---	---	---
Sulfate	mg/l	---	---	---	---	---	---	---	---	---	---	---	---	---	---	---	19.2	---	---	---
Lab Parameters																				
Total Dissolved Solids (Laboratory)	mg/l	---	---	---	---	---	---	---	---	---	---	---	---	---	---	---	305.0	---	---	---
Total Suspended Solids	mg/l	---	---	---	---	---	---	---	---	---	---	---	---	---	---	---	<5.00	---	---	---
Metals																				
Aluminum	mg/l	---	---	---	---	---	---	---	---	---	---	---	---	---	---	<0.0800	---	---	---	---
Antimony	mg/l	---	---	---	---	0.088	DIS	0.03	DIS	0.747	TRC	0.64	TRC	0.747	TRC	<0.00300	---	<0.00300	---	---
Arsenic	mg/l	0.2	TRC	0.44	DIS	0.34	DIS	0.15	DIS	0.03	TRC	0.08	TRC	0.28	TRC	<0.02500	---	<0.02500	---	---
Barium	mg/l	---	---	---	---	---	---	---	---	98	TRC	---	---	98	TRC	---	---	0.0544	---	---
Beryllium	mg/l	---	---	---	---	---	---	---	---	1.867	TRC	0.084	TRC	1.867	TRC	---	---	<0.00200	---	---
Boron	mg/l	---	---	---	---	---	---	---	---	186.667	TRC	---	---	186.667	TRC	---	---	<0.0400	---	---
Cadmium	mg/l	0.05	---	0.037537	DIS	0.012953	DIS	0.000801	DIS	0.7	TRC	0.084	TRC	0.7	TRC	<0.000026	---	<0.002000	---	---
Calcium	mg/l	---	---	---	---	---	---	---	---	---	---	---	---	---	---	---	---	50.30	---	---
Chromium	mg/l	1	---	---	---	---	---	---	---	---	---	---	---	---	---	---	---	<0.00600	---	---
Chromium, Hexavalent‡	mg/l	---	---	0.034	DIS	0.016	DIS	0.011	DIS	2.8	TRC	0.15	TRC	2.8	TRC	---	---	<0.00600	---	---
Chromium, Trivalent‡	mg/l	---	---	2.90946	TRC	0.86716	TRC	0.1128	TRC	1400	TRC	75	TRC	1400	TRC	---	---	<0.00600	---	---
Cobalt	mg/l	---	---	---	---	---	---	---	---	---	---	---	---	---	---	<0.00600	---	---	---	---
Copper	mg/l	0.5	TRC	0.03771	DIS	0.02179	DIS	0.01388	DIS	1.3	TRC	---	---	1.3	TRC	0.00125	---	<0.01000	---	---
Iron	mg/l	---	---	---	---	---	---	1	DIS	---	---	---	---	---	---	<0.0600	---	---	---	---
Lead	mg/l	0.1	TRC	0.237085	DIS	0.112339	DIS	0.004378	DIS	0.015	TRC	---	---	0.015	TRC	<0.000042	---	<0.003000	---	---
Magnesium	mg/l	---	---	---	---	---	---	---	---	---	---	---	---	---	---	---	---	10.10	---	---
Manganese	mg/l	---	---	---	---	---	---	---	---	130.66701	---	---	---	130.66701	---	0.25200	---	0.27600	---	---
Mercury	mg/l	0.01	TRC	0.005	DIS	0.0024	DIS	0.00001	DIS	0.28	TRC	---	---	0.28	TRC	---	<0.00020	---	---	AZ Aquatic and Wildlife - Warm Water Chronic*
Molybdenum	mg/l	---	---	---	---	---	---	---	---	---	---	---	---	---	---	<0.00800	---	---	---	---
Nickel	mg/l	---	---	6.41709	DIS	0.72257	DIS	0.08026	DIS	28	TRC	0.511	TRC	28	TRC	0.00168	---	<0.01000	---	---
Potassium	mg/l	---	---	---	---	---	---	---	---	---	---	---	---	---	---	---	---	3.66	---	---
Selenium	mg/l	0.05	TRC	0.033	TRC	---	---	0.002	TRC	4.667	TRC	0.667	TRC	4.667	TRC	---	---	<0.00070	---	---
Silver	mg/l	---	---	0.007771	DIS	0.007771	DIS	---	---	4.667	TRC	8	TRC	4.667	TRC	<0.000100	---	<0.005000	---	---

Station Name	DC 5.5 C
Sample ID	RESE-1002180
Sample Date	8/26/2011 8:45:00 AM
Basin	Devils Canyon Watershed
Sub-basin	unknown
QC Type	Original data

Surface Water Hydrochemical Data

MONTGOMERY & ASSOCIATES

Parameters and Constituents		Standards														Results				
Name	Units	AZ Agricultural Livestock Watering		AZ Aquatic and Wildlife - Ephemeral Acute		AZ Aquatic and Wildlife - Warm Water Acute		AZ Aquatic and Wildlife - Warm Water Chronic		AZ Full Body Contact		AZ Fish Consumption		AZ Partial Body Contact		Dissolved Results	Total Results	Total Recoverable Results	Field Results	Use Exceeded
		Standard	Fraction	Standard	Fraction	Standard	Fraction	Standard	Fraction	Standard	Fraction	Standard	Fraction	Standard	Fraction					
Metals																				
Sodium	mg/l	---	---	---	---	---	---	---	---	---	---	---	---	---	---	---	---	30.40	---	---
Thallium	mg/l	---	---	---	---	0.7	DIS	0.15	DIS	0.075	TRC	0.001	TRC	0.075	TRC	<0.00100	---	<0.00100	---	AZ Fish Consumption*
Zinc	mg/l	25	TRC	1.71717	DIS	0.18095	DIS	0.18095	DIS	280	TRC	5.106	TRC	280	TRC	<0.01000	---	<0.01000	---	---

The hardness value used for calculation of hardness-dependent standards is the hardness of the sample itself, not the hardness of a receiving water.
* Detection limit exceeds standard
† Exceedance is considered less than regulatory limit
‡ For comparison only - no analysis exists

Station Name	DC 5.5 C
Sample ID	RESE-1002222
Sample Date	3/6/2012 10:45:00 AM
Basin	Devils Canyon Watershed
Sub-basin	unknown
QC Type	Original data

Surface Water Hydrochemical Data

MONTGOMERY & ASSOCIATES

Parameters and Constituents		Standards														Results				
Name	Units	AZ Agricultural Livestock Watering		AZ Aquatic and Wildlife - Ephemeral Acute		AZ Aquatic and Wildlife - Warm Water Acute		AZ Aquatic and Wildlife - Warm Water Chronic		AZ Full Body Contact		AZ Fish Consumption		AZ Partial Body Contact		Dissolved Results	Total Results	Total Recoverable Results	Field Results	Use Exceeded
		Standard	Fraction	Standard	Fraction	Standard	Fraction	Standard	Fraction	Standard	Fraction	Standard	Fraction	Standard	Fraction					
Field Parameters																				
Dissolved oxygen	mg/l	---	---	---	---	6	---	6	---	---	---	---	---	---	---	---	---	---	7.73	---
Flow Rate	gallons/minute	---	---	---	---	---	---	---	---	---	---	---	---	---	---	---	---	---	160.000 j	---
pH (Field)	s.u.	6.5 - 9	---	6.5 - 9	---	6.5 - 9	---	6.5 - 9	---	6.5 - 9	---	---	---	6.5 - 9	---	---	---	---	6.88	---
Specific Conductance (Field)	uS/cm	---	---	---	---	---	---	---	---	---	---	---	---	---	---	---	---	---	200.3	---
Temperature (Field)	Deg C	---	---	---	---	---	---	---	---	---	---	---	---	---	---	---	---	---	12.0	---
Turbidity (Field)	NTUs	---	---	---	---	---	---	---	---	---	---	---	---	---	---	---	---	---	17.02	---
Inorganics																				
Alkalinity (as CaCO3)	mg/l	---	---	---	---	---	---	---	---	---	---	---	---	---	---	---	80.00	---	---	---
Bicarbonate (Calculated by M&A)	mg/l	---	---	---	---	---	---	---	---	---	---	---	---	---	---	---	97.60	---	---	---
Bicarbonate Alkalinity (as CaCO3)	mg/l	---	---	---	---	---	---	---	---	---	---	---	---	---	---	---	80.00	---	---	---
Bromide	mg/l	---	---	---	---	---	---	---	---	---	---	---	---	---	---	---	<0.100	---	---	---
Carbonate (Calculated by M&A)	mg/l	---	---	---	---	---	---	---	---	---	---	---	---	---	---	---	--	---	---	---
Carbonate Alkalinity (as CaCO3)	mg/l	---	---	---	---	---	---	---	---	---	---	---	---	---	---	---	<1.00	---	---	---
Chloride	mg/l	---	---	---	---	---	---	---	---	---	---	---	---	---	---	---	7.82	---	---	---
Fluoride	mg/l	---	---	---	---	---	---	---	---	140	---	---	---	140	---	---	0.170	---	---	---
Hardness (as CaCO3)	mg/l	---	---	---	---	---	---	---	---	---	---	---	---	---	---	---	---	68.3	---	---
Silica	mg/l	---	---	---	---	---	---	---	---	---	---	---	---	---	---	30.6	---	---	---	---
Sulfate	mg/l	---	---	---	---	---	---	---	---	---	---	---	---	---	---	---	15.6	---	---	---
Lab Parameters																				
Total Dissolved Solids (Laboratory)	mg/l	---	---	---	---	---	---	---	---	---	---	---	---	---	---	---	133.0	---	---	---
Total Suspended Solids	mg/l	---	---	---	---	---	---	---	---	---	---	---	---	---	---	---	<5.00	---	---	---
Metals																				
Aluminum	mg/l	---	---	---	---	---	---	---	---	---	---	---	---	---	---	<0.0800	---	---	---	---
Antimony	mg/l	---	---	---	---	0.088	DIS	0.03	DIS	0.747	TRC	0.64	TRC	0.747	TRC	<0.00300	---	<0.00300	---	---
Arsenic	mg/l	0.2	TRC	0.44	DIS	0.34	DIS	0.15	DIS	0.03	TRC	0.08	TRC	0.28	TRC	<0.02500	---	<0.02500	---	---
Barium	mg/l	---	---	---	---	---	---	---	---	98	TRC	---	---	98	TRC	---	---	0.0176	---	---
Beryllium	mg/l	---	---	---	---	---	---	---	---	1.867	TRC	0.084	TRC	1.867	TRC	---	---	<0.00200	---	---
Boron	mg/l	---	---	---	---	---	---	---	---	186.667	TRC	---	---	186.667	TRC	---	---	<0.0400	---	---
Cadmium	mg/l	0.05	---	0.015739	DIS	0.005431	DIS	0.000431	DIS	0.7	TRC	0.084	TRC	0.7	TRC	<0.000013	---	<0.002000	---	---
Calcium	mg/l	---	---	---	---	---	---	---	---	---	---	---	---	---	---	---	---	20.40	---	---
Chromium	mg/l	1	---	---	---	---	---	---	---	---	---	---	---	---	---	---	---	<0.00600	---	---
Chromium, Hexavalent‡	mg/l	---	---	0.034	DIS	0.016	DIS	0.011	DIS	2.8	TRC	0.15	TRC	2.8	TRC	---	---	<0.00600	---	---
Chromium, Trivalent‡	mg/l	---	---	1.39894	TRC	0.41695	TRC	0.05424	TRC	1400	TRC	75	TRC	1400	TRC	---	---	<0.00600	---	---
Cobalt	mg/l	---	---	---	---	---	---	---	---	---	---	---	---	---	---	<0.00600	---	---	---	---
Copper	mg/l	0.5	TRC	0.01624	DIS	0.00938	DIS	0.00647	DIS	1.3	TRC	---	---	1.3	TRC	0.00211	---	<0.01000	---	---
Iron	mg/l	---	---	---	---	---	---	1	DIS	---	---	---	---	---	---	<0.0600	---	---	---	---
Lead	mg/l	0.1	TRC	0.08978	DIS	0.042541	DIS	0.001658	DIS	0.015	TRC	---	---	0.015	TRC	<0.000013	---	<0.003000	---	---
Magnesium	mg/l	---	---	---	---	---	---	---	---	---	---	---	---	---	---	---	---	4.21	---	---
Manganese	mg/l	---	---	---	---	---	---	---	---	130.66701	---	---	---	130.66701	---	<0.00400	---	<0.00400	---	---
Mercury	mg/l	0.01	TRC	0.005	DIS	0.0024	DIS	0.00001	DIS	0.28	TRC	---	---	0.28	TRC	---	<0.00020	---	---	AZ Aquatic and Wildlife - Warm Water Chronic*
Molybdenum	mg/l	---	---	---	---	---	---	---	---	---	---	---	---	---	---	<0.00800	---	---	---	---
Nickel	mg/l	---	---	3.0119	DIS	0.33914	DIS	0.03767	DIS	28	TRC	0.511	TRC	28	TRC	<0.00100	---	<0.01000	---	---
Potassium	mg/l	---	---	---	---	---	---	---	---	---	---	---	---	---	---	---	---	1.84	---	---
Selenium	mg/l	0.05	TRC	0.033	TRC	---	---	0.002	TRC	4.667	TRC	0.667	TRC	4.667	TRC	---	---	<0.00028	---	---
Silver	mg/l	---	---	0.00167	DIS	0.00167	DIS	---	---	4.667	TRC	8	TRC	4.667	TRC	<0.000100	---	<0.005000	---	---

Station Name	DC 5.5 C
Sample ID	RESE-1002222
Sample Date	3/6/2012 10:45:00 AM
Basin	Devils Canyon Watershed
Sub-basin	unknown
QC Type	Original data

Surface Water Hydrochemical Data

MONTGOMERY & ASSOCIATES

Parameters and Constituents		Standards														Results				
Name	Units	AZ Agricultural Livestock Watering		AZ Aquatic and Wildlife - Ephemeral Acute		AZ Aquatic and Wildlife - Warm Water Acute		AZ Aquatic and Wildlife - Warm Water Chronic		AZ Full Body Contact		AZ Fish Consumption		AZ Partial Body Contact		Dissolved Results	Total Results	Total Recoverable Results	Field Results	Use Exceeded
		Standard	Fraction	Standard	Fraction	Standard	Fraction	Standard	Fraction	Standard	Fraction	Standard	Fraction	Standard	Fraction					
Metals																				
Sodium	mg/l	---	---	---	---	---	---	---	---	---	---	---	---	---	---	---	---	15.20	---	---
Thallium	mg/l	---	---	---	---	0.7	DIS	0.15	DIS	0.075	TRC	0.001	TRC	0.075	TRC	<0.00100	---	<0.00100	---	AZ Fish Consumption*
Zinc	mg/l	25	TRC	0.80502	DIS	0.08483	DIS	0.08483	DIS	280	TRC	5.106	TRC	280	TRC	<0.01000	---	<0.01000	---	---

The hardness value used for calculation of hardness-dependent standards is the hardness of the sample itself, not the hardness of a receiving water.
* Detection limit exceeds standard
‡ For comparison only - no analysis exists

Explanation of Codes

Absent = Analyte not present	ND = Not Detected
ge = Greater than or equal to reported value	Not Applicable = Analyte not applicable
i = Insufficient sample	q = Uncertain value
j = Estimated value	r = Unusable data
j+ = Estimated value, high bias	< = Less than reported detection limit
j- = Estimated value, low bias	> = Greater than reported value
Lost = Sample lost in processing	d = Diluted. Diluted samples are indicated only when value is estimated.
n = Not measured	LD = Laboratory duplicate
na = Not available	SP = Split sample
Present = Analyte was detected	SPD = Split-Duplicate

Station Name	DC 4.1 E
Sample ID	RESE-1001007
Sample Date	5/21/2003 12:30:00 PM
Basin	Devils Canyon Watershed
Sub-basin	unknown
QC Type	Original data

Surface Water Hydrochemical Data

MONTGOMERY & ASSOCIATES

Parameters and Constituents		Standards														Results				
Name	Units	AZ Agricultural Livestock Watering		AZ Aquatic and Wildlife - Ephemeral Acute		AZ Aquatic and Wildlife - Warm Water Acute		AZ Aquatic and Wildlife - Warm Water Chronic		AZ Full Body Contact		AZ Fish Consumption		AZ Partial Body Contact		Dissolved Results	Total Results	Total Recoverable Results	Field Results	Use Exceeded
		Standard	Fraction	Standard	Fraction	Standard	Fraction	Standard	Fraction	Standard	Fraction	Standard	Fraction	Standard	Fraction					
Bacteria																				
E. Coli	none	---	---	---	---	---	---	---	---	235	---	---	---	575	---	---	Absent	---	---	---
Total Coliforms	none	---	---	---	---	---	---	---	---	---	---	---	---	---	---	---	Present	---	---	---
Field Parameters																				
Dissolved oxygen	mg/l	---	---	---	---	6	---	6	---	---	---	---	---	---	---	---	---	---	6.08	---
Flow Rate	gallons/minute	---	---	---	---	---	---	---	---	---	---	---	---	---	---	---	---	---	0.0	---
pH (Field)	s.u.	6.5 - 9	---	6.5 - 9	---	6.5 - 9	---	6.5 - 9	---	6.5 - 9	---	---	---	6.5 - 9	---	---	---	---	8.0	---
Specific Conductance (Field)	uS/cm	---	---	---	---	---	---	---	---	---	---	---	---	---	---	---	---	---	247.0	---
Temperature (Field)	Deg C	---	---	---	---	---	---	---	---	---	---	---	---	---	---	---	---	---	23.2	---
Turbidity (Field)	NTUs	---	---	---	---	---	---	---	---	---	---	---	---	---	---	---	---	---	0.20	---
Inorganics																				
Alkalinity (as CaCO3)	mg/l	---	---	---	---	---	---	---	---	---	---	---	---	---	---	---	131	---	---	---
Bicarbonate (Calculated by M&A)	mg/l	---	---	---	---	---	---	---	---	---	---	---	---	---	---	---	160	---	---	---
Bicarbonate Alkalinity (as CaCO3)	mg/l	---	---	---	---	---	---	---	---	---	---	---	---	---	---	---	131	---	---	---
Bromide	mg/l	---	---	---	---	---	---	---	---	---	---	---	---	---	---	<0.100	---	---	---	---
Carbonate (Calculated by M&A)	mg/l	---	---	---	---	---	---	---	---	---	---	---	---	---	---	---	--	---	---	---
Carbonate Alkalinity (as CaCO3)	mg/l	---	---	---	---	---	---	---	---	---	---	---	---	---	---	---	<1.0	---	---	---
Chloride	mg/l	---	---	---	---	---	---	---	---	---	---	---	---	---	---	---	4.47	---	---	---
Cyanide, Free	mg/l	0.2	TRC	0.08	TRC	0.04	TRC	0.01	TRC	18.67	TRC	16	TRC	18.67	TRC	---	<0.10	---	---	AZ Aquatic and Wildlife - Ephemeral Acute* AZ Aquatic and Wildlife - Warm Water Acute* AZ Aquatic and Wildlife - Warm Water Chronic*
Fluoride	mg/l	---	---	---	---	---	---	---	---	140	---	---	---	140	---	0.360	---	---	---	---
Hardness (as CaCO3)	mg/l	---	---	---	---	---	---	---	---	---	---	---	---	---	---	---	88.7	---	---	---
Nitrate as N	mg/l	---	---	---	---	---	---	---	---	3733.33	---	---	---	3733.33	---	---	0.48	---	---	---
Nitrate+Nitrite as N	mg/l	---	---	---	---	---	---	---	---	---	---	---	---	---	---	---	0.48	---	---	---
Nitrate+Nitrite as N (calculated by M&A)	mg/l	---	---	---	---	---	---	---	---	3733.33	---	---	---	3733.33	---	---	0.48	---	---	---
Nitrite as N	mg/l	---	---	---	---	---	---	---	---	233.33	---	---	---	233.33	---	---	<0.10	---	---	---
Ortho-Phosphate	mg/l	---	---	---	---	---	---	---	---	---	---	---	---	---	---	---	<0.50	---	---	---
Silica	mg/l	---	---	---	---	---	---	---	---	---	---	---	---	---	---	---	68.6	---	---	---
Sulfate	mg/l	---	---	---	---	---	---	---	---	---	---	---	---	---	---	---	3.12	---	---	---
Sulfide	mg/l	---	---	---	---	---	---	---	---	---	---	---	---	---	---	---	<1.0	---	---	---
Lab Parameters																				
Color	Color Units	---	---	---	---	---	---	---	---	---	---	---	---	---	---	---	<1.0	---	---	---
Total Dissolved Solids (Laboratory)	mg/l	---	---	---	---	---	---	---	---	---	---	---	---	---	---	---	224	---	---	---
Total Suspended Solids	mg/l	---	---	---	---	---	---	---	---	---	---	---	---	---	---	---	<5.0	---	---	---
Metals																				
Aluminum	mg/l	---	---	---	---	---	---	---	---	---	---	---	---	---	---	---	<0.0200	---	---	---
Antimony	mg/l	---	---	---	---	0.088	DIS	0.03	DIS	0.747	TRC	0.64	TRC	0.747	TRC	<0.00600	<0.00600	<0.00600	---	---
Arsenic	mg/l	0.2	TRC	0.44	DIS	0.34	DIS	0.15	DIS	0.03	TRC	0.08	TRC	0.28	TRC	<0.00300	<0.00300	<0.00300	---	---
Barium	mg/l	---	---	---	---	---	---	---	---	98	TRC	---	---	98	TRC	0.0126	---	---	---	---
Beryllium	mg/l	---	---	---	---	---	---	---	---	1.867	TRC	0.084	TRC	1.867	TRC	<0.00200	<0.00200	<0.00200	---	---
Boron	mg/l	---	---	---	---	---	---	---	---	186.667	TRC	---	---	186.667	TRC	<0.0400	---	---	---	---
Cadmium	mg/l	0.05	---	0.0203	DIS	0.007	DIS	0.00052	DIS	0.7	TRC	0.084	TRC	0.7	TRC	<0.00010	<0.00010	<0.00010	---	---
Calcium	mg/l	---	---	---	---	---	---	---	---	---	---	---	---	---	---	---	28.2	---	---	---
Chromium	mg/l	1	---	---	---	---	---	---	---	---	---	---	---	---	---	---	---	<0.00600	---	---
Chromium, Hexavalent‡	mg/l	---	---	0.034	DIS	0.016	DIS	0.011	DIS	2.8	TRC	0.15	TRC	2.8	TRC	---	---	<0.00600	---	---
Chromium, Trivalent‡	mg/l	---	---	1.73284	TRC	0.51647	TRC	0.06718	TRC	1400	TRC	75	TRC	1400	TRC	---	---	<0.00600	---	---

Station Name	DC 4.1 E
Sample ID	RESE-1001007
Sample Date	5/21/2003 12:30:00 PM
Basin	Devils Canyon Watershed
Sub-basin	unknown
QC Type	Original data

Surface Water Hydrochemical Data

MONTGOMERY & ASSOCIATES

Parameters and Constituents		Standards														Results				
Name	Units	AZ Agricultural Livestock Watering		AZ Aquatic and Wildlife - Ephemeral Acute		AZ Aquatic and Wildlife - Warm Water Acute		AZ Aquatic and Wildlife - Warm Water Chronic		AZ Full Body Contact		AZ Fish Consumption		AZ Partial Body Contact		Dissolved Results	Total Results	Total Recoverable Results	Field Results	Use Exceeded
		Standard	Fraction	Standard	Fraction	Standard	Fraction	Standard	Fraction	Standard	Fraction	Standard	Fraction	Standard	Fraction					
Metals																				
Cobalt	mg/l	---	---	---	---	---	---	---	---	---	---	---	---	---	---	---	<0.00600	---	---	---
Copper	mg/l	0.5	TRC	0.02078	DIS	0.012	DIS	0.00808	DIS	1.3	TRC	---	---	1.3	TRC	<0.00300	<0.00300	<0.00300	---	---
Iron	mg/l	---	---	---	---	---	---	1	DIS	---	---	---	---	---	---	---	<0.0200	---	---	---
Lead	mg/l	0.1	TRC	0.1196	DIS	0.0567	DIS	0.0022	DIS	0.015	TRC	---	---	0.015	TRC	<0.0030	<0.0050	<0.0030	---	AZ Aquatic and Wildlife - Warm Water Chronic*
Magnesium	mg/l	---	---	---	---	---	---	---	---	---	---	---	---	---	---	---	4.47	---	---	---
Manganese	mg/l	---	---	---	---	---	---	---	---	130.667	---	---	---	130.667	---	---	---	<0.0020	---	---
Mercury	mg/l	0.01	TRC	0.005	DIS	0.0024	DIS	0.00001	DIS	0.28	TRC	---	---	0.28	TRC	<0.00020	<0.00020	---	---	AZ Aquatic and Wildlife - Warm Water Chronic*
Molybdenum	mg/l	---	---	---	---	---	---	---	---	---	---	---	---	---	---	---	<0.00800	---	---	---
Nickel	mg/l	---	---	3.75719	DIS	0.42307	DIS	0.04699	DIS	28	TRC	0.511	TRC	28	TRC	<0.01000	---	<0.01000	---	---
Potassium	mg/l	---	---	---	---	---	---	---	---	---	---	---	---	---	---	---	1.000	---	---	---
Selenium	mg/l	0.05	TRC	0.033	TRC	---	---	0.002	TRC	4.667	TRC	0.667	TRC	4.667	TRC	---	<0.00300	<0.00300	---	AZ Aquatic and Wildlife - Warm Water Chronic*
Silver	mg/l	---	---	0.00262	DIS	0.00262	DIS	---	---	4.667	TRC	8	TRC	4.667	TRC	<0.00010	<0.00010	<0.00010	---	---
Sodium	mg/l	---	---	---	---	---	---	---	---	---	---	---	---	---	---	---	22.0	---	---	---
Thallium	mg/l	---	---	---	---	0.7	DIS	0.15	DIS	0.075	TRC	0.001	TRC	0.075	TRC	<0.00200	---	<0.00200	---	AZ Fish Consumption*
Uranium	mg/l	---	---	---	---	---	---	---	---	2.8	---	---	---	2.8	---	---	0.00024 j	---	---	---
Zinc	mg/l	25	TRC	1.00457	DIS	0.10586	DIS	0.10586	DIS	280	TRC	5.106	TRC	280	TRC	0.00960	0.02150	0.02240	---	---
Other																				
Anions (Laboratory)	meq/l	---	---	---	---	---	---	---	---	---	---	---	---	---	---	---	2.81	---	---	---
Cations (Laboratory)	meq/l	---	---	---	---	---	---	---	---	---	---	---	---	---	---	---	2.77	---	---	---
Radiologicals																				
Gross Alpha	pCi/l	---	---	---	---	---	---	---	---	---	---	---	---	---	---	---	<2.30	---	---	---
Gross Beta	pCi/l	---	---	---	---	---	---	---	---	---	---	---	---	---	---	---	<3.40	---	---	---
Radionuclides																				
Radium 226	pCi/l	---	---	---	---	---	---	---	---	---	---	---	---	---	---	---	<1.10	---	---	---
Radium 226 + Radium 228	pCi/l	---	---	---	---	---	---	---	---	---	---	---	---	---	---	---	--	---	---	---
Radium 228	pCi/l	---	---	---	---	---	---	---	---	---	---	---	---	---	---	---	<1.40	---	---	---

The hardness value used for calculation of hardness-dependent standards is the hardness of the sample itself, not the hardness of a receiving water.

* Detection limit exceeds standard

‡ For comparison only - no analysis exists

Station Name	DC 4.1 E
Sample ID	RESE-1001019
Sample Date	8/26/2003 11:00:00 AM
Basin	Devils Canyon Watershed
Sub-basin	unknown
QC Type	Original data

Surface Water Hydrochemical Data

MONTGOMERY & ASSOCIATES

Parameters and Constituents		Standards														Results				
Name	Units	AZ Agricultural Livestock Watering		AZ Aquatic and Wildlife - Ephemeral Acute		AZ Aquatic and Wildlife - Warm Water Acute		AZ Aquatic and Wildlife - Warm Water Chronic		AZ Full Body Contact		AZ Fish Consumption		AZ Partial Body Contact		Dissolved Results	Total Results	Total Recoverable Results	Field Results	Use Exceeded
		Standard	Fraction	Standard	Fraction	Standard	Fraction	Standard	Fraction	Standard	Fraction	Standard	Fraction	Standard	Fraction					
Bacteria																				
E. Coli	none	---	---	---	---	---	---	---	---	235	---	---	---	575	---	---	Absent	---	---	---
Total Coliforms	none	---	---	---	---	---	---	---	---	---	---	---	---	---	---	---	Present	---	---	---
Field Parameters																				
Dissolved oxygen	mg/l	---	---	---	---	6	---	6	---	---	---	---	---	---	---	---	---	---	6.13	---
Flow Rate	gallons/minute	---	---	---	---	---	---	---	---	---	---	---	---	---	---	---	---	---	0.0	---
pH (Field)	s.u.	6.5 - 9	---	6.5 - 9	---	6.5 - 9	---	6.5 - 9	---	6.5 - 9	---	---	---	6.5 - 9	---	---	---	---	7.6	---
Specific Conductance (Field)	uS/cm	---	---	---	---	---	---	---	---	---	---	---	---	---	---	---	---	---	264.0	---
Temperature (Field)	Deg C	---	---	---	---	---	---	---	---	---	---	---	---	---	---	---	---	---	24.8	---
Turbidity (Field)	NTUs	---	---	---	---	---	---	---	---	---	---	---	---	---	---	---	---	---	0.34	---
Inorganics																				
Alkalinity (as CaCO3)	mg/l	---	---	---	---	---	---	---	---	---	---	---	---	---	---	---	134	---	---	---
Bicarbonate (Calculated by M&A)	mg/l	---	---	---	---	---	---	---	---	---	---	---	---	---	---	---	163	---	---	---
Bicarbonate Alkalinity (as CaCO3)	mg/l	---	---	---	---	---	---	---	---	---	---	---	---	---	---	---	134	---	---	---
Bromide	mg/l	---	---	---	---	---	---	---	---	---	---	---	---	---	---	<0.100	---	---	---	---
Carbonate (Calculated by M&A)	mg/l	---	---	---	---	---	---	---	---	---	---	---	---	---	---	---	--	---	---	---
Carbonate Alkalinity (as CaCO3)	mg/l	---	---	---	---	---	---	---	---	---	---	---	---	---	---	---	<1.0	---	---	---
Chloride	mg/l	---	---	---	---	---	---	---	---	---	---	---	---	---	---	---	4.37	---	---	---
Cyanide, Total	mg/l	---	---	---	---	---	---	---	---	---	---	---	---	---	---	---	<0.010	---	---	---
Fluoride	mg/l	---	---	---	---	---	---	---	---	140	---	---	---	140	---	0.340	---	---	---	---
Hardness (as CaCO3)	mg/l	---	---	---	---	---	---	---	---	---	---	---	---	---	---	---	88.9	---	---	---
Nitrate as N	mg/l	---	---	---	---	---	---	---	---	3733.33	---	---	---	3733.33	---	---	0.22	---	---	---
Nitrate+Nitrite as N	mg/l	---	---	---	---	---	---	---	---	---	---	---	---	---	---	---	0.22	---	---	---
Nitrate+Nitrite as N (calculated by M&A)	mg/l	---	---	---	---	---	---	---	---	3733.33	---	---	---	3733.33	---	---	0.22	---	---	---
Nitrite as N	mg/l	---	---	---	---	---	---	---	---	233.33	---	---	---	233.33	---	---	<0.10	---	---	---
Ortho-Phosphate	mg/l	---	---	---	---	---	---	---	---	---	---	---	---	---	---	---	<0.50	---	---	---
Silica	mg/l	---	---	---	---	---	---	---	---	---	---	---	---	---	---	---	72.2	---	---	---
Sulfate	mg/l	---	---	---	---	---	---	---	---	---	---	---	---	---	---	---	3.11	---	---	---
Sulfide	mg/l	---	---	---	---	---	---	---	---	---	---	---	---	---	---	---	<1.0	---	---	---
Lab Parameters																				
Color	Color Units	---	---	---	---	---	---	---	---	---	---	---	---	---	---	---	<1.0	---	---	---
Total Dissolved Solids (Laboratory)	mg/l	---	---	---	---	---	---	---	---	---	---	---	---	---	---	---	208	---	---	---
Total Suspended Solids	mg/l	---	---	---	---	---	---	---	---	---	---	---	---	---	---	---	<5.0	---	---	---
Metals																				
Aluminum	mg/l	---	---	---	---	---	---	---	---	---	---	---	---	---	---	---	<0.0200	---	---	---
Antimony	mg/l	---	---	---	---	0.088	DIS	0.03	DIS	0.747	TRC	0.64	TRC	0.747	TRC	<0.00600	<0.00600	<0.00600	---	---
Arsenic	mg/l	0.2	TRC	0.44	DIS	0.34	DIS	0.15	DIS	0.03	TRC	0.08	TRC	0.28	TRC	<0.00300	<0.00300	<0.00300	---	---
Barium	mg/l	---	---	---	---	---	---	---	---	98	TRC	---	---	98	TRC	0.0132	---	---	---	---
Beryllium	mg/l	---	---	---	---	---	---	---	---	1.867	TRC	0.084	TRC	1.867	TRC	<0.00200	<0.00200	<0.00200	---	---
Boron	mg/l	---	---	---	---	---	---	---	---	186.667	TRC	---	---	186.667	TRC	---	<0.0400	---	---	---
Cadmium	mg/l	0.05	---	0.02034	DIS	0.00702	DIS	0.00052	DIS	0.7	TRC	0.084	TRC	0.7	TRC	<0.00010	<0.00010	<0.00010	---	---
Calcium	mg/l	---	---	---	---	---	---	---	---	---	---	---	---	---	---	---	28.4	---	---	---
Chromium	mg/l	1	---	---	---	---	---	---	---	---	---	---	---	---	---	<0.00600	---	<0.00600	---	---
Chromium, Hexavalent‡	mg/l	---	---	0.034	DIS	0.016	DIS	0.011	DIS	2.8	TRC	0.15	TRC	2.8	TRC	<0.00600	---	<0.00600	---	---
Chromium, Trivalent‡	mg/l	---	---	1.73604	TRC	0.51742	TRC	0.06731	TRC	1400	TRC	75	TRC	1400	TRC	<0.00600	---	<0.00600	---	---
Cobalt	mg/l	---	---	---	---	---	---	---	---	---	---	---	---	---	---	---	<0.00600	---	---	---
Copper	mg/l	0.5	TRC	0.02082	DIS	0.01203	DIS	0.0081	DIS	1.3	TRC	---	---	1.3	TRC	<0.00300	<0.00300	<0.00300	---	---

Station Name	DC 4.1 E
Sample ID	RESE-1001019
Sample Date	8/26/2003 11:00:00 AM
Basin	Devils Canyon Watershed
Sub-basin	unknown
QC Type	Original data

Surface Water Hydrochemical Data

MONTGOMERY & ASSOCIATES

Parameters and Constituents		Standards														Results				
Name	Units	AZ Agricultural Livestock Watering		AZ Aquatic and Wildlife - Ephemeral Acute		AZ Aquatic and Wildlife - Warm Water Acute		AZ Aquatic and Wildlife - Warm Water Chronic		AZ Full Body Contact		AZ Fish Consumption		AZ Partial Body Contact		Dissolved Results	Total Results	Total Recoverable Results	Field Results	Use Exceeded
		Standard	Fraction	Standard	Fraction	Standard	Fraction	Standard	Fraction	Standard	Fraction	Standard	Fraction	Standard	Fraction					
Metals																				
Iron	mg/l	---	---	---	---	---	---	1	DIS	---	---	---	---	---	---	---	<0.0200	---	---	---
Lead	mg/l	0.1	TRC	0.1199	DIS	0.0568	DIS	0.0022	DIS	0.015	TRC	---	---	0.015	TRC	<0.0030	<0.0050	<0.0030	---	AZ Aquatic and Wildlife - Warm Water Chronic*
Magnesium	mg/l	---	---	---	---	---	---	---	---	---	---	---	---	---	---	---	4.35	---	---	---
Manganese	mg/l	---	---	---	---	---	---	---	---	130.667	---	---	---	130.667	---	---	---	<0.0020	---	---
Mercury	mg/l	0.01	TRC	0.005	DIS	0.0024	DIS	0.00001	DIS	0.28	TRC	---	---	0.28	TRC	<0.00020	<0.00020	---	---	AZ Aquatic and Wildlife - Warm Water Chronic*
Molybdenum	mg/l	---	---	---	---	---	---	---	---	---	---	---	---	---	---	---	0.00810	---	---	---
Nickel	mg/l	---	---	3.76436	DIS	0.42387	DIS	0.04708	DIS	28	TRC	0.511	TRC	28	TRC	<0.01000	---	<0.01000	---	---
Potassium	mg/l	---	---	---	---	---	---	---	---	---	---	---	---	---	---	---	<1.000	---	---	---
Selenium	mg/l	0.05	TRC	0.033	TRC	---	---	0.002	TRC	4.667	TRC	0.667	TRC	4.667	TRC	---	<0.00300	<0.00300	---	AZ Aquatic and Wildlife - Warm Water Chronic*
Silver	mg/l	---	---	0.00263	DIS	0.00263	DIS	---	---	4.667	TRC	8	TRC	4.667	TRC	<0.00010	<0.00010	<0.00010	---	---
Sodium	mg/l	---	---	---	---	---	---	---	---	---	---	---	---	---	---	---	21.6	---	---	---
Thallium	mg/l	---	---	---	---	0.7	DIS	0.15	DIS	0.075	TRC	0.001	TRC	0.075	TRC	<0.00200	<0.00200	---	---	AZ Fish Consumption*
Zinc	mg/l	25	TRC	1.00649	DIS	0.10606	DIS	0.10606	DIS	280	TRC	5.106	TRC	280	TRC	<0.00500	<0.00500	<0.00500	---	---

The hardness value used for calculation of hardness-dependent standards is the hardness of the sample itself, not the hardness of a receiving water.
* Detection limit exceeds standard
‡ For comparison only - no analysis exists

Station Name	DC 4.1 E
Sample ID	RESE-1001040
Sample Date	11/11/2003 9:50:00 AM
Basin	Devils Canyon Watershed
Sub-basin	unknown
QC Type	Original data

Surface Water Hydrochemical Data

MONTGOMERY & ASSOCIATES

Parameters and Constituents		Standards														Results				
Name	Units	AZ Agricultural Livestock Watering		AZ Aquatic and Wildlife - Ephemeral Acute		AZ Aquatic and Wildlife - Warm Water Acute		AZ Aquatic and Wildlife - Warm Water Chronic		AZ Full Body Contact		AZ Fish Consumption		AZ Partial Body Contact		Dissolved Results	Total Results	Total Recoverable Results	Field Results	Use Exceeded
		Standard	Fraction	Standard	Fraction	Standard	Fraction	Standard	Fraction	Standard	Fraction	Standard	Fraction	Standard	Fraction					
Bacteria																				
E. Coli	MPN/100ml	---	---	---	---	---	---	---	---	235	---	---	---	575	---	---	<2.0	---	---	---
Total Coliforms	MPN/100ml	---	---	---	---	---	---	---	---	---	---	---	---	---	---	---	300	---	---	---
Field Parameters																				
Dissolved oxygen	mg/l	---	---	---	---	6	---	6	---	---	---	---	---	---	---	---	---	---	6.67	---
Flow Rate	gallons/minute	---	---	---	---	---	---	---	---	---	---	---	---	---	---	---	---	---	0.0	---
pH (Field)	s.u.	6.5 - 9	---	6.5 - 9	---	6.5 - 9	---	6.5 - 9	---	6.5 - 9	---	---	---	6.5 - 9	---	---	---	---	7.1	---
Specific Conductance (Field)	uS/cm	---	---	---	---	---	---	---	---	---	---	---	---	---	---	---	---	---	261.3	---
Temperature (Field)	Deg C	---	---	---	---	---	---	---	---	---	---	---	---	---	---	---	---	---	22.2	---
Turbidity (Field)	NTUs	---	---	---	---	---	---	---	---	---	---	---	---	---	---	---	---	---	0.09	---
Inorganics																				
Alkalinity (as CaCO3)	mg/l	---	---	---	---	---	---	---	---	---	---	---	---	---	---	---	128	---	---	---
Bicarbonate (Calculated by M&A)	mg/l	---	---	---	---	---	---	---	---	---	---	---	---	---	---	---	156	---	---	---
Bicarbonate Alkalinity (as CaCO3)	mg/l	---	---	---	---	---	---	---	---	---	---	---	---	---	---	---	128	---	---	---
Bromide	mg/l	---	---	---	---	---	---	---	---	---	---	---	---	---	---	---	<0.100	---	---	---
Carbonate (Calculated by M&A)	mg/l	---	---	---	---	---	---	---	---	---	---	---	---	---	---	---	--	---	---	---
Carbonate Alkalinity (as CaCO3)	mg/l	---	---	---	---	---	---	---	---	---	---	---	---	---	---	---	<1.0	---	---	---
Chloride	mg/l	---	---	---	---	---	---	---	---	---	---	---	---	---	---	---	4.62	---	---	---
Fluoride	mg/l	---	---	---	---	---	---	---	---	140	---	---	---	140	---	---	0.350	---	---	---
Hardness (as CaCO3)	mg/l	---	---	---	---	---	---	---	---	---	---	---	---	---	---	---	88.3	---	---	---
Nitrate as N	mg/l	---	---	---	---	---	---	---	---	3733.33	---	---	---	3733.33	---	---	0.32	---	---	---
Nitrate+Nitrite as N	mg/l	---	---	---	---	---	---	---	---	---	---	---	---	---	---	---	0.32	---	---	---
Nitrate+Nitrite as N (calculated by M&A)	mg/l	---	---	---	---	---	---	---	---	3733.33	---	---	---	3733.33	---	---	0.32	---	---	---
Nitrite as N	mg/l	---	---	---	---	---	---	---	---	233.33	---	---	---	233.33	---	---	<0.10	---	---	---
Ortho-Phosphate	mg/l	---	---	---	---	---	---	---	---	---	---	---	---	---	---	---	<0.50	---	---	---
Silica	mg/l	---	---	---	---	---	---	---	---	---	---	---	---	---	---	---	70.1	---	---	---
Sulfate	mg/l	---	---	---	---	---	---	---	---	---	---	---	---	---	---	---	3.25	---	---	---
Sulfide	mg/l	---	---	---	---	---	---	---	---	---	---	---	---	---	---	---	<1.0	---	---	---
Lab Parameters																				
Color	Color Units	---	---	---	---	---	---	---	---	---	---	---	---	---	---	---	<1.0	---	---	---
Total Dissolved Solids (Laboratory)	mg/l	---	---	---	---	---	---	---	---	---	---	---	---	---	---	---	175	---	---	---
Total Suspended Solids	mg/l	---	---	---	---	---	---	---	---	---	---	---	---	---	---	---	<5.0	---	---	---
Metals																				
Aluminum	mg/l	---	---	---	---	---	---	---	---	---	---	---	---	---	---	---	<0.0200	---	---	---
Antimony	mg/l	---	---	---	---	0.088	DIS	0.03	DIS	0.747	TRC	0.64	TRC	0.747	TRC	<0.00300	<0.00300	<0.00300	---	---
Arsenic	mg/l	0.2	TRC	0.44	DIS	0.34	DIS	0.15	DIS	0.03	TRC	0.08	TRC	0.28	TRC	<0.00300	<0.00300	<0.00300	---	---
Barium	mg/l	---	---	---	---	---	---	---	---	98	TRC	---	---	98	TRC	0.0139	---	---	---	---
Beryllium	mg/l	---	---	---	---	---	---	---	---	1.867	TRC	0.084	TRC	1.867	TRC	<0.00200	<0.00200	<0.00200	---	---
Boron	mg/l	---	---	---	---	---	---	---	---	186.667	TRC	---	---	186.667	TRC	---	<0.0400	---	---	---
Cadmium	mg/l	0.05	---	0.02021	DIS	0.00697	DIS	0.00051	DIS	0.7	TRC	0.084	TRC	0.7	TRC	<0.00010	<0.00010	<0.00010	---	---
Calcium	mg/l	---	---	---	---	---	---	---	---	---	---	---	---	---	---	---	27.5	---	---	---
Chromium	mg/l	1	---	---	---	---	---	---	---	---	---	---	---	---	---	<0.00600	---	<0.00600	---	---
Chromium, Hexavalent‡	mg/l	---	---	0.034	DIS	0.016	DIS	0.011	DIS	2.8	TRC	0.15	TRC	2.8	TRC	<0.00600	---	<0.00600	---	---
Chromium, Trivalent‡	mg/l	---	---	1.72643	TRC	0.51456	TRC	0.06693	TRC	1400	TRC	75	TRC	1400	TRC	<0.00600	---	<0.00600	---	---
Cobalt	mg/l	---	---	---	---	---	---	---	---	---	---	---	---	---	---	---	<0.00600	---	---	---
Copper	mg/l	0.5	TRC	0.02069	DIS	0.01195	DIS	0.00805	DIS	1.3	TRC	---	---	1.3	TRC	<0.00300	<0.00300	<0.00300	---	---
Iron	mg/l	---	---	---	---	---	---	1	DIS	---	---	---	---	---	---	---	<0.0200	---	---	---

Station Name	DC 4.1 E
Sample ID	RESE-1001040
Sample Date	11/11/2003 9:50:00 AM
Basin	Devils Canyon Watershed
Sub-basin	unknown
QC Type	Original data

Surface Water Hydrochemical Data

MONTGOMERY & ASSOCIATES

Parameters and Constituents		Standards														Results				
Name	Units	AZ Agricultural Livestock Watering		AZ Aquatic and Wildlife - Ephemeral Acute		AZ Aquatic and Wildlife - Warm Water Acute		AZ Aquatic and Wildlife - Warm Water Chronic		AZ Full Body Contact		AZ Fish Consumption		AZ Partial Body Contact		Dissolved Results	Total Results	Total Recoverable Results	Field Results	Use Exceeded
		Standard	Fraction	Standard	Fraction	Standard	Fraction	Standard	Fraction	Standard	Fraction	Standard	Fraction	Standard	Fraction					
Metals																				
Lead	mg/l	0.1	TRC	0.119	DIS	0.0564	DIS	0.0022	DIS	0.015	TRC	---	---	0.015	TRC	<0.0030	<0.0050	<0.0030	---	AZ Aquatic and Wildlife - Warm Water Chronic*
Magnesium	mg/l	---	---	---	---	---	---	---	---	---	---	---	---	---	---	---	4.73	---	---	---
Manganese	mg/l	---	---	---	---	---	---	---	---	130.667	---	---	---	130.667	---	---	---	<0.0020	---	---
Mercury	mg/l	0.01	TRC	0.005	DIS	0.0024	DIS	0.00001	DIS	0.28	TRC	---	---	0.28	TRC	<0.00020	<0.00020	---	---	AZ Aquatic and Wildlife - Warm Water Chronic*
Molybdenum	mg/l	---	---	---	---	---	---	---	---	---	---	---	---	---	---	---	<0.00800	---	---	---
Nickel	mg/l	---	---	3.74286	DIS	0.42145	DIS	0.04681	DIS	28	TRC	0.511	TRC	28	TRC	<0.01000	---	<0.01000	---	---
Potassium	mg/l	---	---	---	---	---	---	---	---	---	---	---	---	---	---	---	<1.000	---	---	---
Selenium	mg/l	0.05	TRC	0.033	TRC	---	---	0.002	TRC	4.667	TRC	0.667	TRC	4.667	TRC	---	<0.00300	<0.00300	---	AZ Aquatic and Wildlife - Warm Water Chronic*
Silver	mg/l	---	---	0.0026	DIS	0.0026	DIS	---	---	4.667	TRC	8	TRC	4.667	TRC	<0.00010	<0.00010	<0.00010	---	---
Sodium	mg/l	---	---	---	---	---	---	---	---	---	---	---	---	---	---	---	21.6	---	---	---
Thallium	mg/l	---	---	---	---	0.7	DIS	0.15	DIS	0.075	TRC	0.001	TRC	0.075	TRC	<0.00200	<0.00200	---	---	AZ Fish Consumption*
Zinc	mg/l	25	TRC	1.00073	DIS	0.10546	DIS	0.10546	DIS	280	TRC	5.106	TRC	280	TRC	<0.00500	<0.00500	<0.00500	---	---

The hardness value used for calculation of hardness-dependent standards is the hardness of the sample itself, not the hardness of a receiving water.
* Detection limit exceeds standard
‡ For comparison only - no analysis exists

Station Name	DC 4.1 E
Sample ID	RESE-1001058
Sample Date	2/10/2004 11:10:00 AM
Basin	Devils Canyon Watershed
Sub-basin	unknown
QC Type	Original data

Surface Water Hydrochemical Data

MONTGOMERY & ASSOCIATES

Parameters and Constituents		Standards														Results				
Name	Units	AZ Agricultural Livestock Watering		AZ Aquatic and Wildlife - Ephemeral Acute		AZ Aquatic and Wildlife - Warm Water Acute		AZ Aquatic and Wildlife - Warm Water Chronic		AZ Full Body Contact		AZ Fish Consumption		AZ Partial Body Contact		Dissolved Results	Total Results	Total Recoverable Results	Field Results	Use Exceeded
		Standard	Fraction	Standard	Fraction	Standard	Fraction	Standard	Fraction	Standard	Fraction	Standard	Fraction	Standard	Fraction					
Bacteria																				
E. Coli	MPN/100ml	---	---	---	---	---	---	---	---	235	---	---	---	575	---	---	<2.0	---	---	---
Total Coliforms	MPN/100ml	---	---	---	---	---	---	---	---	---	---	---	---	---	---	---	900	---	---	---
Field Parameters																				
Dissolved oxygen	mg/l	---	---	---	---	6	---	6	---	---	---	---	---	---	---	---	---	---	6.77	---
Flow Rate	gallons/minute	---	---	---	---	---	---	---	---	---	---	---	---	---	---	---	---	---	1.5 j	---
pH (Field)	s.u.	6.5 - 9	---	6.5 - 9	---	6.5 - 9	---	6.5 - 9	---	6.5 - 9	---	---	---	6.5 - 9	---	---	---	---	7.1	---
Specific Conductance (Field)	uS/cm	---	---	---	---	---	---	---	---	---	---	---	---	---	---	---	---	---	243.0	---
Temperature (Field)	Deg C	---	---	---	---	---	---	---	---	---	---	---	---	---	---	---	---	---	20.0	---
Turbidity (Field)	NTUs	---	---	---	---	---	---	---	---	---	---	---	---	---	---	---	---	---	0.60	---
Inorganics																				
Alkalinity (as CaCO3)	mg/l	---	---	---	---	---	---	---	---	---	---	---	---	---	---	---	129	---	---	---
Bicarbonate (Calculated by M&A)	mg/l	---	---	---	---	---	---	---	---	---	---	---	---	---	---	---	157	---	---	---
Bicarbonate Alkalinity (as CaCO3)	mg/l	---	---	---	---	---	---	---	---	---	---	---	---	---	---	---	129	---	---	---
Bromide	mg/l	---	---	---	---	---	---	---	---	---	---	---	---	---	---	---	0.102	---	---	---
Carbonate (Calculated by M&A)	mg/l	---	---	---	---	---	---	---	---	---	---	---	---	---	---	---	--	---	---	---
Carbonate Alkalinity (as CaCO3)	mg/l	---	---	---	---	---	---	---	---	---	---	---	---	---	---	---	<1.0	---	---	---
Chloride	mg/l	---	---	---	---	---	---	---	---	---	---	---	---	---	---	---	4.29	---	---	---
Fluoride	mg/l	---	---	---	---	---	---	---	---	140	---	---	---	140	---	---	0.313	---	---	---
Hardness (as CaCO3)	mg/l	---	---	---	---	---	---	---	---	---	---	---	---	---	---	---	85.6	---	---	---
Nitrate as N	mg/l	---	---	---	---	---	---	---	---	3733.33	---	---	---	3733.33	---	---	0.38	---	---	---
Nitrate+Nitrite as N	mg/l	---	---	---	---	---	---	---	---	---	---	---	---	---	---	---	0.38	---	---	---
Nitrate+Nitrite as N (calculated by M&A)	mg/l	---	---	---	---	---	---	---	---	3733.33	---	---	---	3733.33	---	---	0.38	---	---	---
Nitrite as N	mg/l	---	---	---	---	---	---	---	---	233.33	---	---	---	233.33	---	---	<0.10	---	---	---
Ortho-Phosphate	mg/l	---	---	---	---	---	---	---	---	---	---	---	---	---	---	---	<0.50	---	---	---
Sulfate	mg/l	---	---	---	---	---	---	---	---	---	---	---	---	---	---	---	3.00	---	---	---
Sulfide	mg/l	---	---	---	---	---	---	---	---	---	---	---	---	---	---	---	<1.0	---	---	---
Lab Parameters																				
Color	Color Units	---	---	---	---	---	---	---	---	---	---	---	---	---	---	---	<1.0	---	---	---
Total Dissolved Solids (Laboratory)	mg/l	---	---	---	---	---	---	---	---	---	---	---	---	---	---	---	202	---	---	---
Total Suspended Solids	mg/l	---	---	---	---	---	---	---	---	---	---	---	---	---	---	---	<5.0	---	---	---
Metals																				
Aluminum	mg/l	---	---	---	---	---	---	---	---	---	---	---	---	---	---	---	0.0082 j	---	---	---
Antimony	mg/l	---	---	---	---	0.088	DIS	0.03	DIS	0.747	TRC	0.64	TRC	0.747	TRC	<0.00050	<0.00050	<0.00050	---	---
Arsenic	mg/l	0.2	TRC	0.44	DIS	0.34	DIS	0.15	DIS	0.03	TRC	0.08	TRC	0.28	TRC	0.00120 j	0.00180 j	0.00110 j	---	---
Barium	mg/l	---	---	---	---	---	---	---	---	98	TRC	---	---	98	TRC	0.0128	---	---	---	---
Beryllium	mg/l	---	---	---	---	---	---	---	---	1.867	TRC	0.084	TRC	1.867	TRC	<0.00020	<0.00020	<0.00020	---	---
Boron	mg/l	---	---	---	---	---	---	---	---	186.667	TRC	---	---	186.667	TRC	---	<0.0070	---	---	---
Cadmium	mg/l	0.05	---	0.01961	DIS	0.00677	DIS	0.0005	DIS	0.7	TRC	0.084	TRC	0.7	TRC	<0.00010	<0.00010	<0.00010	---	---
Calcium	mg/l	---	---	---	---	---	---	---	---	---	---	---	---	---	---	---	27.1	---	---	---
Chromium	mg/l	1	---	---	---	---	---	---	---	---	---	---	---	---	---	0.00033 j	---	0.00040 j	---	---
Chromium, Hexavalent‡	mg/l	---	---	0.034	DIS	0.016	DIS	0.011	DIS	2.8	TRC	0.15	TRC	2.8	TRC	0.00033 j	---	0.00040 j	---	---
Chromium, Trivalent‡	mg/l	---	---	1.68308	TRC	0.50164	TRC	0.06525	TRC	1400	TRC	75	TRC	1400	TRC	0.00033 j	---	0.00040 j	---	---
Cobalt	mg/l	---	---	---	---	---	---	---	---	---	---	---	---	---	---	---	<0.00070	---	---	---
Copper	mg/l	0.5	TRC	0.02009	DIS	0.01161	DIS	0.00784	DIS	1.3	TRC	---	---	1.3	TRC	<0.00210	<0.00210	<0.00210	---	---
Iron	mg/l	---	---	---	---	---	---	1	DIS	---	---	---	---	---	---	---	<0.0130	---	---	---
Lead	mg/l	0.1	TRC	0.115	DIS	0.0545	DIS	0.0021	DIS	0.015	TRC	---	---	0.015	TRC	<0.0010	<0.0010	<0.0010	---	---

Station Name	DC 4.1 E
Sample ID	RESE-1001058
Sample Date	2/10/2004 11:10:00 AM
Basin	Devils Canyon Watershed
Sub-basin	unknown
QC Type	Original data

Surface Water Hydrochemical Data

MONTGOMERY & ASSOCIATES

Parameters and Constituents		Standards														Results				
Name	Units	AZ Agricultural Livestock Watering		AZ Aquatic and Wildlife - Ephemeral Acute		AZ Aquatic and Wildlife - Warm Water Acute		AZ Aquatic and Wildlife - Warm Water Chronic		AZ Full Body Contact		AZ Fish Consumption		AZ Partial Body Contact		Dissolved Results	Total Results	Total Recoverable Results	Field Results	Use Exceeded
		Standard	Fraction	Standard	Fraction	Standard	Fraction	Standard	Fraction	Standard	Fraction	Standard	Fraction	Standard	Fraction					
Metals																				
Magnesium	mg/l	---	---	---	---	---	---	---	---	---	---	---	---	---	---	---	4.34	---	---	---
Manganese	mg/l	---	---	---	---	---	---	---	---	130.667	---	---	---	130.667	---	---	---	<0.0010	---	---
Mercury	mg/l	0.01	TRC	0.005	DIS	0.0024	DIS	0.00001	DIS	0.28	TRC	---	---	0.28	TRC	<0.00020	<0.00020	---	---	AZ Aquatic and Wildlife - Warm Water Chronic*
Molybdenum	mg/l	---	---	---	---	---	---	---	---	---	---	---	---	---	---	---	0.00490 j	---	---	---
Nickel	mg/l	---	---	3.6458	DIS	0.41052	DIS	0.0456	DIS	28	TRC	0.511	TRC	28	TRC	0.00390 j	---	<0.00130	---	---
Potassium	mg/l	---	---	---	---	---	---	---	---	---	---	---	---	---	---	---	0.972 j	---	---	---
Selenium	mg/l	0.05	TRC	0.033	TRC	---	---	0.002	TRC	4.667	TRC	0.667	TRC	4.667	TRC	---	<0.00080	<0.00080	---	---
Silver	mg/l	---	---	0.00246	DIS	0.00246	DIS	---	---	4.667	TRC	8	TRC	4.667	TRC	<0.00010	<0.00010	<0.00010	---	---
Sodium	mg/l	---	---	---	---	---	---	---	---	---	---	---	---	---	---	---	21.4	---	---	---
Thallium	mg/l	---	---	---	---	0.7	DIS	0.15	DIS	0.075	TRC	0.001	TRC	0.075	TRC	<0.00040	<0.00040	---	---	---
Zinc	mg/l	25	TRC	0.97474	DIS	0.10272	DIS	0.10272	DIS	280	TRC	5.106	TRC	280	TRC	0.00070 j	0.00140 j	0.00180 j	---	---

The hardness value used for calculation of hardness-dependent standards is the hardness of the sample itself, not the hardness of a receiving water.
* Detection limit exceeds standard
‡ For comparison only - no analysis exists

Explanation of Codes

Absent = Analyte not present	ND = Not Detected
ge = Greater than or equal to reported value	Not Applicable = Analyte not applicable
i = Insufficient sample	q = Uncertain value
j = Estimated value	r = Unusable data
j+ = Estimated value, high bias	< = Less than reported detection limit
j- = Estimated value, low bias	> = Greater than reported value
Lost = Sample lost in processing	d = Diluted. Diluted samples are indicated only when value is estimated.
n = Not measured	LD = Laboratory duplicate
na = Not available	SP = Split sample
Present = Analyte was detected	SPD = Split-Duplicate

Station Name	DCT 6.6 W
Sample ID	RESE-1001010
Sample Date	5/29/2003 2:30:00 PM
Basin	Devils Canyon Watershed
Sub-basin	Devils Canyon Tributary
QC Type	Original data

Surface Water Hydrochemical Data

MONTGOMERY & ASSOCIATES

Parameters and Constituents		Standards														Results				
Name	Units	AZ Agricultural Livestock Watering		AZ Aquatic and Wildlife - Ephemeral Acute		AZ Aquatic and Wildlife - Warm Water Acute		AZ Aquatic and Wildlife - Warm Water Chronic		AZ Full Body Contact		AZ Fish Consumption		AZ Partial Body Contact		Dissolved Results	Total Results	Total Recoverable Results	Field Results	Use Exceeded
		Standard	Fraction	Standard	Fraction	Standard	Fraction	Standard	Fraction	Standard	Fraction	Standard	Fraction	Standard	Fraction					
Bacteria																				
E. Coli	none	---	---	---	---	---	---	---	---	235	---	---	---	575	---	---	Absent	---	---	---
Total Coliforms	none	---	---	---	---	---	---	---	---	---	---	---	---	---	---	---	Present	---	---	---
Field Parameters																				
Dissolved oxygen	mg/l	---	---	---	---	6	---	6	---	---	---	---	---	---	---	---	---	---	5.55	AZ Aquatic and Wildlife - Warm Water Acute† AZ Aquatic and Wildlife - Warm Water Chronic†
Flow Rate	gallons/minute	---	---	---	---	---	---	---	---	---	---	---	---	---	---	---	---	---	0.500	---
pH (Field)	s.u.	6.5 - 9	---	6.5 - 9	---	6.5 - 9	---	6.5 - 9	---	6.5 - 9	---	---	---	6.5 - 9	---	---	---	---	8.00	---
Specific Conductance (Field)	uS/cm	---	---	---	---	---	---	---	---	---	---	---	---	---	---	---	---	---	325.0	---
Temperature (Field)	Deg C	---	---	---	---	---	---	---	---	---	---	---	---	---	---	---	---	---	25.40	---
Turbidity (Field)	NTUs	---	---	---	---	---	---	---	---	---	---	---	---	---	---	---	---	---	9.87	---
Inorganics																				
Alkalinity (as CaCO3)	mg/l	---	---	---	---	---	---	---	---	---	---	---	---	---	---	---	156.0 j	---	---	---
Bicarbonate (Calculated by M&A)	mg/l	---	---	---	---	---	---	---	---	---	---	---	---	---	---	---	190.3	---	---	---
Bicarbonate Alkalinity (as CaCO3)	mg/l	---	---	---	---	---	---	---	---	---	---	---	---	---	---	---	156.0 j	---	---	---
Bromide	mg/l	---	---	---	---	---	---	---	---	---	---	---	---	---	---	<0.100	---	---	---	---
Carbonate (Calculated by M&A)	mg/l	---	---	---	---	---	---	---	---	---	---	---	---	---	---	---	--	---	---	---
Carbonate Alkalinity (as CaCO3)	mg/l	---	---	---	---	---	---	---	---	---	---	---	---	---	---	---	<1.00	---	---	---
Chloride	mg/l	---	---	---	---	---	---	---	---	---	---	---	---	---	---	---	7.85	---	---	---
Cyanide, Free	mg/l	0.2	TRC	0.08	TRC	0.04	TRC	0.01	TRC	18.67	TRC	16	TRC	18.67	TRC	---	<0.10	---	---	AZ Aquatic and Wildlife - Ephemeral Acute* AZ Aquatic and Wildlife - Warm Water Acute* AZ Aquatic and Wildlife - Warm Water Chronic*
Fluoride	mg/l	---	---	---	---	---	---	---	---	140	---	---	---	140	---	0.420	---	---	---	---
Hardness (as CaCO3)	mg/l	---	---	---	---	---	---	---	---	---	---	---	---	---	---	---	113.0	---	---	---
Nitrate as N	mg/l	---	---	---	---	---	---	---	---	3733.33	---	---	---	3733.33	---	---	<0.10	---	---	---
Nitrate+Nitrite as N	mg/l	---	---	---	---	---	---	---	---	---	---	---	---	---	---	---	<0.10	---	---	---
Nitrate+Nitrite as N (calculated by M&A)	mg/l	---	---	---	---	---	---	---	---	3733.33	---	---	---	3733.33	---	---	--	---	---	---
Nitrite as N	mg/l	---	---	---	---	---	---	---	---	233.33	---	---	---	233.33	---	---	<0.10	---	---	---
Ortho-Phosphate	mg/l	---	---	---	---	---	---	---	---	---	---	---	---	---	---	---	<0.50	---	---	---
Silica	mg/l	---	---	---	---	---	---	---	---	---	---	---	---	---	---	---	83.1 j	---	---	---
Sulfate	mg/l	---	---	---	---	---	---	---	---	---	---	---	---	---	---	---	7.09 j	---	---	---
Sulfide	mg/l	---	---	---	---	---	---	---	---	---	---	---	---	---	---	---	<1.00	---	---	---
Lab Parameters																				
Color	Color Units	---	---	---	---	---	---	---	---	---	---	---	---	---	---	---	<1.0	---	---	---
Total Dissolved Solids (Laboratory)	mg/l	---	---	---	---	---	---	---	---	---	---	---	---	---	---	---	258.0 j	---	---	---
Total Suspended Solids	mg/l	---	---	---	---	---	---	---	---	---	---	---	---	---	---	---	<5.00	---	---	---
Metals																				
Aluminum	mg/l	---	---	---	---	---	---	---	---	---	---	---	---	---	---	---	0.052	---	---	---
Antimony	mg/l	---	---	---	---	0.088	DIS	0.03	DIS	0.747	TRC	0.64	TRC	0.747	TRC	<0.00300	<0.00300	<0.00300	---	---
Arsenic	mg/l	0.2	TRC	0.44	DIS	0.34	DIS	0.15	DIS	0.03	TRC	0.08	TRC	0.28	TRC	0.00400	0.00400 j	0.00300	---	---
Barium	mg/l	---	---	---	---	---	---	---	---	98	TRC	---	---	98	TRC	0.0238	---	---	---	---
Beryllium	mg/l	---	---	---	---	---	---	---	---	1.867	TRC	0.084	TRC	1.867	TRC	<0.00200	<0.00200	<0.00200	---	---
Boron	mg/l	---	---	---	---	---	---	---	---	186.667	TRC	---	---	186.667	TRC	<0.0400	---	---	---	---
Cadmium	mg/l	0.05	---	0.02568	DIS	0.00886	DIS	0.00061	DIS	0.7	TRC	0.084	TRC	0.7	TRC	<0.00010	<0.00010	<0.00010	---	---
Calcium	mg/l	---	---	---	---	---	---	---	---	---	---	---	---	---	---	---	32.70	---	---	---
Chromium	mg/l	1	---	---	---	---	---	---	---	---	---	---	---	---	---	---	---	<0.00600	---	---
Chromium, Hexavalent‡	mg/l	---	---	0.034	DIS	0.016	DIS	0.011	DIS	2.8	TRC	0.15	TRC	2.8	TRC	---	---	<0.00600	---	---

Station Name	DCT 6.6 W
Sample ID	RESE-1001010
Sample Date	5/29/2003 2:30:00 PM
Basin	Devils Canyon Watershed
Sub-basin	Devils Canyon Tributary
QC Type	Original data

Surface Water Hydrochemical Data

MONTGOMERY & ASSOCIATES

Parameters and Constituents		Standards														Results				
Name	Units	AZ Agricultural Livestock Watering		AZ Aquatic and Wildlife - Ephemeral Acute		AZ Aquatic and Wildlife - Warm Water Acute		AZ Aquatic and Wildlife - Warm Water Chronic		AZ Full Body Contact		AZ Fish Consumption		AZ Partial Body Contact		Dissolved Results	Total Results	Total Recoverable Results	Field Results	Use Exceeded
		Standard	Fraction	Standard	Fraction	Standard	Fraction	Standard	Fraction	Standard	Fraction	Standard	Fraction	Standard	Fraction					
Metals																				
Chromium, Trivalent‡	mg/l	---	---	2.1129	TRC	0.62975	TRC	0.08192	TRC	1400	TRC	75	TRC	1400	TRC	---	---	<0.00600	---	---
Cobalt	mg/l	---	---	---	---	---	---	---	---	---	---	---	---	---	---	---	<0.00600	---	---	---
Copper	mg/l	0.5	TRC	0.0261	DIS	0.01508	DIS	0.00994	DIS	1.3	TRC	---	---	1.3	TRC	<0.00300	<0.00300	<0.00300	---	---
Iron	mg/l	---	---	---	---	---	---	1	DIS	---	---	---	---	---	---	---	0.061	---	---	---
Lead	mg/l	0.1	TRC	0.15565	DIS	0.07375	DIS	0.00287	DIS	0.015	TRC	---	---	0.015	TRC	<0.00300	<0.00500	<0.00300	---	AZ Aquatic and Wildlife - Warm Water Chronic*
Magnesium	mg/l	---	---	---	---	---	---	---	---	---	---	---	---	---	---	---	7.70	---	---	---
Manganese	mg/l	---	---	---	---	---	---	---	---	130.66701	---	---	---	130.66701	---	---	---	0.00860	---	---
Mercury	mg/l	0.01	TRC	0.005	DIS	0.0024	DIS	0.00001	DIS	0.28	TRC	---	---	0.28	TRC	<0.00020	<0.00020	---	---	AZ Aquatic and Wildlife - Warm Water Chronic*
Molybdenum	mg/l	---	---	---	---	---	---	---	---	---	---	---	---	---	---	---	<0.00800	---	---	---
Nickel	mg/l	---	---	4.6113	DIS	0.5192	DIS	0.0577	DIS	28	TRC	0.511	TRC	28	TRC	<0.0100	---	<0.0100	---	---
Potassium	mg/l	---	---	---	---	---	---	---	---	---	---	---	---	---	---	---	1.60	---	---	---
Selenium	mg/l	0.05	TRC	0.033	TRC	---	---	0.002	TRC	4.667	TRC	0.667	TRC	4.667	TRC	---	<0.00600	<0.00600	---	AZ Aquatic and Wildlife - Warm Water Chronic*
Silver	mg/l	---	---	0.00397	DIS	0.00397	DIS	---	---	4.667	TRC	8	TRC	4.667	TRC	<0.00010	<0.00010	<0.00010	---	---
Sodium	mg/l	---	---	---	---	---	---	---	---	---	---	---	---	---	---	---	26.60	---	---	---
Thallium	mg/l	---	---	---	---	0.7	DIS	0.15	DIS	0.075	TRC	0.001	TRC	0.075	TRC	<0.00200	---	<0.00200	---	AZ Fish Consumption*
Uranium	mg/l	---	---	---	---	---	---	---	---	2.8	---	---	---	2.8	---	---	0.00009 j	---	---	---
Zinc	mg/l	25	TRC	1.23333	DIS	0.12997	DIS	0.12997	DIS	280	TRC	5.106	TRC	280	TRC	<0.00500	<0.00500	<0.00500	---	---
Radiologicals																				
Gross Alpha	pCi/l	---	---	---	---	---	---	---	---	---	---	---	---	---	---	---	<2.70	---	---	---
Gross Beta	pCi/l	---	---	---	---	---	---	---	---	---	---	---	---	---	---	---	<4.30	---	---	---
Radionuclides																				
Radium 226	pCi/l	---	---	---	---	---	---	---	---	---	---	---	---	---	---	---	<0.60	---	---	---
Radium 226 + Radium 228	pCi/l	---	---	---	---	---	---	---	---	---	---	---	---	---	---	---	--	---	---	---
Radium 228	pCi/l	---	---	---	---	---	---	---	---	---	---	---	---	---	---	---	<1.40	---	---	---

The hardness value used for calculation of hardness-dependent standards is the hardness of the sample itself, not the hardness of a receiving water.
* Detection limit exceeds standard
† Exceedance is considered less than regulatory limit
‡ For comparison only - no analysis exists

Station Name	DCT 6.6 W
Sample ID	001227
Sample Date	6/5/2003
Basin	Devils Canyon Watershed
Sub-basin	Devils Canyon Tributary
QC Type	Original data

Surface Water Hydrochemical Data

MONTGOMERY & ASSOCIATES

Parameters and Constituents		Standards														Results				
Name	Units	AZ Agricultural Livestock Watering		AZ Aquatic and Wildlife - Ephemeral Acute		AZ Aquatic and Wildlife - Warm Water Acute		AZ Aquatic and Wildlife - Warm Water Chronic		AZ Full Body Contact		AZ Fish Consumption		AZ Partial Body Contact		Dissolved Results	Total Results	Total Recoverable Results	Field Results	Use Exceeded
		Standard	Fraction	Standard	Fraction	Standard	Fraction	Standard	Fraction	Standard	Fraction	Standard	Fraction	Standard	Fraction					
Stable Isotopes																				
Delta Deuterium	per mil	---	---	---	---	---	---	---	---	---	---	---	---	---	---	---	-68.0	---	---	---
Delta Oxygen-18	per mil	---	---	---	---	---	---	---	---	---	---	---	---	---	---	---	-9.90	---	---	---

The hardness value used for calculation of hardness-dependent standards is the hardness of the sample itself, not the hardness of a receiving water.

Station Name	DCT 6.6 W
Sample ID	RESE-1001022
Sample Date	9/3/2003 8:30:00 AM
Basin	Devils Canyon Watershed
Sub-basin	Devils Canyon Tributary
QC Type	Original data

Surface Water Hydrochemical Data

MONTGOMERY & ASSOCIATES

Parameters and Constituents		Standards														Results				
Name	Units	AZ Agricultural Livestock Watering		AZ Aquatic and Wildlife - Ephemeral Acute		AZ Aquatic and Wildlife - Warm Water Acute		AZ Aquatic and Wildlife - Warm Water Chronic		AZ Full Body Contact		AZ Fish Consumption		AZ Partial Body Contact		Dissolved Results	Total Results	Total Recoverable Results	Field Results	Use Exceeded
		Standard	Fraction	Standard	Fraction	Standard	Fraction	Standard	Fraction	Standard	Fraction	Standard	Fraction	Standard	Fraction					
Bacteria																				
E. Coli	none	---	---	---	---	---	---	---	---	235	---	---	---	575	---	---	Present	---	---	---
Total Coliforms	none	---	---	---	---	---	---	---	---	---	---	---	---	---	---	---	Present	---	---	---
Field Parameters																				
Dissolved oxygen	mg/l	---	---	---	---	6	---	6	---	---	---	---	---	---	---	---	---	---	3.16	AZ Aquatic and Wildlife - Warm Water Acute† AZ Aquatic and Wildlife - Warm Water Chronic†
Flow Rate	gallons/minute	---	---	---	---	---	---	---	---	---	---	---	---	---	---	---	---	---	0.500	---
pH (Field)	s.u.	6.5 - 9	---	6.5 - 9	---	6.5 - 9	---	6.5 - 9	---	6.5 - 9	---	---	---	6.5 - 9	---	---	---	---	6.60	---
Specific Conductance (Field)	uS/cm	---	---	---	---	---	---	---	---	---	---	---	---	---	---	---	---	---	362.0	---
Temperature (Field)	Deg C	---	---	---	---	---	---	---	---	---	---	---	---	---	---	---	---	---	22.60	---
Turbidity (Field)	NTUs	---	---	---	---	---	---	---	---	---	---	---	---	---	---	---	---	---	1.06	---
Inorganics																				
Alkalinity (as CaCO3)	mg/l	---	---	---	---	---	---	---	---	---	---	---	---	---	---	---	164.0	---	---	---
Bicarbonate (Calculated by M&A)	mg/l	---	---	---	---	---	---	---	---	---	---	---	---	---	---	---	200.1	---	---	---
Bicarbonate Alkalinity (as CaCO3)	mg/l	---	---	---	---	---	---	---	---	---	---	---	---	---	---	---	164.0	---	---	---
Bromide	mg/l	---	---	---	---	---	---	---	---	---	---	---	---	---	---	0.120	---	---	---	---
Carbonate (Calculated by M&A)	mg/l	---	---	---	---	---	---	---	---	---	---	---	---	---	---	---	--	---	---	---
Carbonate Alkalinity (as CaCO3)	mg/l	---	---	---	---	---	---	---	---	---	---	---	---	---	---	---	<1.00	---	---	---
Chloride	mg/l	---	---	---	---	---	---	---	---	---	---	---	---	---	---	---	7.96	---	---	---
Cyanide, Total	mg/l	---	---	---	---	---	---	---	---	---	---	---	---	---	---	---	<0.010	---	---	---
Fluoride	mg/l	---	---	---	---	---	---	---	---	140	---	---	---	140	---	0.420	---	---	---	---
Hardness (as CaCO3)	mg/l	---	---	---	---	---	---	---	---	---	---	---	---	---	---	---	124.0	---	---	---
Nitrate as N	mg/l	---	---	---	---	---	---	---	---	3733.33	---	---	---	3733.33	---	---	<0.10	---	---	---
Nitrate+Nitrite as N	mg/l	---	---	---	---	---	---	---	---	---	---	---	---	---	---	---	<0.10	---	---	---
Nitrate+Nitrite as N (calculated by M&A)	mg/l	---	---	---	---	---	---	---	---	3733.33	---	---	---	3733.33	---	---	--	---	---	---
Nitrite as N	mg/l	---	---	---	---	---	---	---	---	233.33	---	---	---	233.33	---	---	<0.10	---	---	---
Ortho-Phosphate	mg/l	---	---	---	---	---	---	---	---	---	---	---	---	---	---	---	<0.50	---	---	---
Silica	mg/l	---	---	---	---	---	---	---	---	---	---	---	---	---	---	---	93.3	---	---	---
Sulfate	mg/l	---	---	---	---	---	---	---	---	---	---	---	---	---	---	---	11.60	---	---	---
Sulfide	mg/l	---	---	---	---	---	---	---	---	---	---	---	---	---	---	---	<1.00	---	---	---
Lab Parameters																				
Color	Color Units	---	---	---	---	---	---	---	---	---	---	---	---	---	---	---	10.0	---	---	---
Total Dissolved Solids (Laboratory)	mg/l	---	---	---	---	---	---	---	---	---	---	---	---	---	---	---	200.0	---	---	---
Total Suspended Solids	mg/l	---	---	---	---	---	---	---	---	---	---	---	---	---	---	---	<5.00	---	---	---
Metals																				
Aluminum	mg/l	---	---	---	---	---	---	---	---	---	---	---	---	---	---	---	<0.020	---	---	---
Antimony	mg/l	---	---	---	---	0.088	DIS	0.03	DIS	0.747	TRC	0.64	TRC	0.747	TRC	<0.00300	<0.00300	<0.00300	---	---
Arsenic	mg/l	0.2	TRC	0.44	DIS	0.34	DIS	0.15	DIS	0.03	TRC	0.08	TRC	0.28	TRC	<0.00300	<0.00300	<0.00300	---	---
Barium	mg/l	---	---	---	---	---	---	---	---	98	TRC	---	---	98	TRC	0.0324	---	---	---	---
Beryllium	mg/l	---	---	---	---	---	---	---	---	1.867	TRC	0.084	TRC	1.867	TRC	<0.00200	<0.00200	<0.00200	---	---
Boron	mg/l	---	---	---	---	---	---	---	---	186.667	TRC	---	---	186.667	TRC	---	<0.0400	---	---	---
Cadmium	mg/l	0.05	---	0.02811	DIS	0.0097	DIS	0.00065	DIS	0.7	TRC	0.084	TRC	0.7	TRC	<0.00010	<0.00010	<0.00010	---	---
Calcium	mg/l	---	---	---	---	---	---	---	---	---	---	---	---	---	---	---	36.10	---	---	---
Chromium	mg/l	1	---	---	---	---	---	---	---	---	---	---	---	---	---	<0.00600	---	<0.00600	---	---
Chromium, Hexavalent‡	mg/l	---	---	0.034	DIS	0.016	DIS	0.011	DIS	2.8	TRC	0.15	TRC	2.8	TRC	<0.00600	---	<0.00600	---	---
Chromium, Trivalent‡	mg/l	---	---	2.27992	TRC	0.67953	TRC	0.08839	TRC	1400	TRC	75	TRC	1400	TRC	<0.00600	---	<0.00600	---	---
Cobalt	mg/l	---	---	---	---	---	---	---	---	---	---	---	---	---	---	---	<0.00600	---	---	---

Station Name	DCT 6.6 W
Sample ID	RESE-1001022
Sample Date	9/3/2003 8:30:00 AM
Basin	Devils Canyon Watershed
Sub-basin	Devils Canyon Tributary
QC Type	Original data

Surface Water Hydrochemical Data

MONTGOMERY & ASSOCIATES

Parameters and Constituents		Standards														Results				
Name	Units	AZ Agricultural Livestock Watering		AZ Aquatic and Wildlife - Ephemeral Acute		AZ Aquatic and Wildlife - Warm Water Acute		AZ Aquatic and Wildlife - Warm Water Chronic		AZ Full Body Contact		AZ Fish Consumption		AZ Partial Body Contact		Dissolved Results	Total Results	Total Recoverable Results	Field Results	Use Exceeded
		Standard	Fraction	Standard	Fraction	Standard	Fraction	Standard	Fraction	Standard	Fraction	Standard	Fraction	Standard	Fraction					
Metals																				
Copper	mg/l	0.5	TRC	0.02849	DIS	0.01646	DIS	0.01076	DIS	1.3	TRC	---	---	1.3	TRC	<0.00300	<0.00300	<0.00300	---	---
Iron	mg/l	---	---	---	---	---	---	1	DIS	---	---	---	---	---	---	---	0.264	---	---	---
Lead	mg/l	0.1	TRC	0.17213	DIS	0.08156	DIS	0.00318	DIS	0.015	TRC	---	---	0.015	TRC	<0.00300	<0.00500	<0.00300	---	---
Magnesium	mg/l	---	---	---	---	---	---	---	---	---	---	---	---	---	---	---	8.27	---	---	---
Manganese	mg/l	---	---	---	---	---	---	---	---	130.66701	---	---	---	130.66701	---	---	---	0.32300	---	---
Mercury	mg/l	0.01	TRC	0.005	DIS	0.0024	DIS	0.00001	DIS	0.28	TRC	---	---	0.28	TRC	<0.00020	<0.00020	---	---	AZ Aquatic and Wildlife - Warm Water Chronic*
Molybdenum	mg/l	---	---	---	---	---	---	---	---	---	---	---	---	---	---	---	0.00880	---	---	---
Nickel	mg/l	---	---	4.9883	DIS	0.5617	DIS	0.0624	DIS	28	TRC	0.511	TRC	28	TRC	<0.0100	---	<0.0100	---	---
Potassium	mg/l	---	---	---	---	---	---	---	---	---	---	---	---	---	---	---	1.80	---	---	---
Selenium	mg/l	0.05	TRC	0.033	TRC	---	---	0.002	TRC	4.667	TRC	0.667	TRC	4.667	TRC	---	<0.01500	<0.01500	---	AZ Aquatic and Wildlife - Warm Water Chronic*
Silver	mg/l	---	---	0.00466	DIS	0.00466	DIS	---	---	4.667	TRC	8	TRC	4.667	TRC	<0.00010	<0.00010	<0.00010	---	---
Sodium	mg/l	---	---	---	---	---	---	---	---	---	---	---	---	---	---	---	26.80	---	---	---
Thallium	mg/l	---	---	---	---	0.7	DIS	0.15	DIS	0.075	TRC	0.001	TRC	0.075	TRC	<0.00200	<0.00200	---	---	AZ Fish Consumption*
Zinc	mg/l	25	TRC	1.33432	DIS	0.14061	DIS	0.14061	DIS	280	TRC	5.106	TRC	280	TRC	<0.00500	<0.00500	<0.00500	---	---

The hardness value used for calculation of hardness-dependent standards is the hardness of the sample itself, not the hardness of a receiving water.
* Detection limit exceeds standard
† Exceedance is considered less than regulatory limit
‡ For comparison only - no analysis exists

Station Name	DCT 6.6 W
Sample ID	RESE-1001033
Sample Date	11/4/2003 10:00:00 AM
Basin	Devils Canyon Watershed
Sub-basin	Devils Canyon Tributary
QC Type	Original data

Surface Water Hydrochemical Data

MONTGOMERY & ASSOCIATES

Parameters and Constituents		Standards														Results				
Name	Units	AZ Agricultural Livestock Watering		AZ Aquatic and Wildlife - Ephemeral Acute		AZ Aquatic and Wildlife - Warm Water Acute		AZ Aquatic and Wildlife - Warm Water Chronic		AZ Full Body Contact		AZ Fish Consumption		AZ Partial Body Contact		Dissolved Results	Total Results	Total Recoverable Results	Field Results	Use Exceeded
		Standard	Fraction	Standard	Fraction	Standard	Fraction	Standard	Fraction	Standard	Fraction	Standard	Fraction	Standard	Fraction					
Bacteria																				
E. Coli	MPN/100ml	---	---	---	---	---	---	---	---	235	---	---	---	575	---	---	4.0	---	---	---
Total Coliforms	MPN/100ml	---	---	---	---	---	---	---	---	---	---	---	---	---	---	---	70	---	---	---
Field Parameters																				
Dissolved oxygen	mg/l	---	---	---	---	6	---	6	---	---	---	---	---	---	---	---	---	---	0.73	AZ Aquatic and Wildlife - Warm Water Acute† AZ Aquatic and Wildlife - Warm Water Chronic†
Flow Rate	gallons/minute	---	---	---	---	---	---	---	---	---	---	---	---	---	---	---	---	---	1.500 j	---
pH (Field)	s.u.	6.5 - 9	---	6.5 - 9	---	6.5 - 9	---	6.5 - 9	---	6.5 - 9	---	---	---	6.5 - 9	---	---	---	---	6.80	---
Specific Conductance (Field)	uS/cm	---	---	---	---	---	---	---	---	---	---	---	---	---	---	---	---	---	412.0	---
Temperature (Field)	Deg C	---	---	---	---	---	---	---	---	---	---	---	---	---	---	---	---	---	18.30	---
Turbidity (Field)	NTUs	---	---	---	---	---	---	---	---	---	---	---	---	---	---	---	---	---	1.27	---
Inorganics																				
Alkalinity (as CaCO3)	mg/l	---	---	---	---	---	---	---	---	---	---	---	---	---	---	---	192.0	---	---	---
Bicarbonate (Calculated by M&A)	mg/l	---	---	---	---	---	---	---	---	---	---	---	---	---	---	---	234.2	---	---	---
Bicarbonate Alkalinity (as CaCO3)	mg/l	---	---	---	---	---	---	---	---	---	---	---	---	---	---	---	192.0	---	---	---
Bromide	mg/l	---	---	---	---	---	---	---	---	---	---	---	---	---	---	---	0.280	---	---	---
Carbonate (Calculated by M&A)	mg/l	---	---	---	---	---	---	---	---	---	---	---	---	---	---	---	--	---	---	---
Carbonate Alkalinity (as CaCO3)	mg/l	---	---	---	---	---	---	---	---	---	---	---	---	---	---	---	<1.00	---	---	---
Chloride	mg/l	---	---	---	---	---	---	---	---	---	---	---	---	---	---	---	9.26	---	---	---
Fluoride	mg/l	---	---	---	---	---	---	---	---	140	---	---	---	140	---	---	0.500	---	---	---
Hardness (as CaCO3)	mg/l	---	---	---	---	---	---	---	---	---	---	---	---	---	---	---	38.7	---	---	---
Nitrate as N	mg/l	---	---	---	---	---	---	---	---	3733.33	---	---	---	3733.33	---	---	<0.10	---	---	---
Nitrate+Nitrite as N	mg/l	---	---	---	---	---	---	---	---	---	---	---	---	---	---	---	<0.10	---	---	---
Nitrate+Nitrite as N (calculated by M&A)	mg/l	---	---	---	---	---	---	---	---	3733.33	---	---	---	3733.33	---	---	--	---	---	---
Nitrite as N	mg/l	---	---	---	---	---	---	---	---	233.33	---	---	---	233.33	---	---	<0.10	---	---	---
Ortho-Phosphate	mg/l	---	---	---	---	---	---	---	---	---	---	---	---	---	---	---	<0.50	---	---	---
Silica	mg/l	---	---	---	---	---	---	---	---	---	---	---	---	---	---	---	98.9	---	---	---
Sulfate	mg/l	---	---	---	---	---	---	---	---	---	---	---	---	---	---	---	13.30	---	---	---
Sulfide	mg/l	---	---	---	---	---	---	---	---	---	---	---	---	---	---	---	<1.00	---	---	---
Lab Parameters																				
Color	Color Units	---	---	---	---	---	---	---	---	---	---	---	---	---	---	---	15.0	---	---	---
Total Dissolved Solids (Laboratory)	mg/l	---	---	---	---	---	---	---	---	---	---	---	---	---	---	---	293.0	---	---	---
Total Suspended Solids	mg/l	---	---	---	---	---	---	---	---	---	---	---	---	---	---	---	<5.00	---	---	---
Metals																				
Aluminum	mg/l	---	---	---	---	---	---	---	---	---	---	---	---	---	---	---	<0.020	---	---	---
Antimony	mg/l	---	---	---	---	0.088	DIS	0.03	DIS	0.747	TRC	0.64	TRC	0.747	TRC	<0.00300	<0.00300	<0.00300	---	---
Arsenic	mg/l	0.2	TRC	0.44	DIS	0.34	DIS	0.15	DIS	0.03	TRC	0.08	TRC	0.28	TRC	0.00400	0.00600	0.00500	---	---
Barium	mg/l	---	---	---	---	---	---	---	---	98	TRC	---	---	98	TRC	0.0361	---	---	---	---
Beryllium	mg/l	---	---	---	---	---	---	---	---	1.867	TRC	0.084	TRC	1.867	TRC	<0.00200	<0.00200	<0.00200	---	---
Boron	mg/l	---	---	---	---	---	---	---	---	186.667	TRC	---	---	186.667	TRC	---	<0.0400	---	---	---
Cadmium	mg/l	0.05	---	0.00905	DIS	0.00312	DIS	0.00029	DIS	0.7	TRC	0.084	TRC	0.7	TRC	<0.00010	<0.00010	<0.00010	---	---
Calcium	mg/l	---	---	---	---	---	---	---	---	---	---	---	---	---	---	---	40.00	---	---	---
Chromium	mg/l	1	---	---	---	---	---	---	---	---	---	---	---	---	---	<0.00600	---	<0.00600	---	---
Chromium, Hexavalent‡	mg/l	---	---	0.034	DIS	0.016	DIS	0.011	DIS	2.8	TRC	0.15	TRC	2.8	TRC	<0.00600	---	<0.00600	---	---
Chromium, Trivalent‡	mg/l	---	---	0.8785	TRC	0.26184	TRC	0.03406	TRC	1400	TRC	75	TRC	1400	TRC	<0.00600	---	<0.00600	---	---
Cobalt	mg/l	---	---	---	---	---	---	---	---	---	---	---	---	---	---	---	<0.00600	---	---	---
Copper	mg/l	0.5	TRC	0.00951	DIS	0.00549	DIS	0.00398	DIS	1.3	TRC	---	---	1.3	TRC	<0.00300	<0.00300	<0.00300	---	---

Station Name	DCT 6.6 W
Sample ID	RESE-1001033
Sample Date	11/4/2003 10:00:00 AM
Basin	Devils Canyon Watershed
Sub-basin	Devils Canyon Tributary
QC Type	Original data

Surface Water Hydrochemical Data

MONTGOMERY & ASSOCIATES

Parameters and Constituents		Standards														Results				
Name	Units	AZ Agricultural Livestock Watering		AZ Aquatic and Wildlife - Ephemeral Acute		AZ Aquatic and Wildlife - Warm Water Acute		AZ Aquatic and Wildlife - Warm Water Chronic		AZ Full Body Contact		AZ Fish Consumption		AZ Partial Body Contact		Dissolved Results	Total Results	Total Recoverable Results	Field Results	Use Exceeded
		Standard	Fraction	Standard	Fraction	Standard	Fraction	Standard	Fraction	Standard	Fraction	Standard	Fraction	Standard	Fraction					
Metals																				
Iron	mg/l	---	---	---	---	---	---	1	DIS	---	---	---	---	---	---	---	0.433	---	---	---
Lead	mg/l	0.1	TRC	0.04782	DIS	0.02266	DIS	0.00088	DIS	0.015	TRC	---	---	0.015	TRC	<0.00300	<0.00500	<0.00300	---	AZ Aquatic and Wildlife - Warm Water Chronic*
Magnesium	mg/l	---	---	---	---	---	---	---	---	---	---	---	---	---	---	---	9.40	---	---	---
Manganese	mg/l	---	---	---	---	---	---	---	---	130.66701	---	---	---	130.66701	---	---	---	0.41500	---	---
Mercury	mg/l	0.01	TRC	0.005	DIS	0.0024	DIS	0.00001	DIS	0.28	TRC	---	---	0.28	TRC	<0.00020	<0.00020	---	---	AZ Aquatic and Wildlife - Warm Water Chronic*
Molybdenum	mg/l	---	---	---	---	---	---	---	---	---	---	---	---	---	---	---	0.01000	---	---	---
Nickel	mg/l	---	---	1.8626	DIS	0.2097	DIS	0.0233	DIS	28	TRC	0.511	TRC	28	TRC	<0.0100	---	<0.0100	---	---
Potassium	mg/l	---	---	---	---	---	---	---	---	---	---	---	---	---	---	---	1.50	---	---	---
Selenium	mg/l	0.05	TRC	0.033	TRC	---	---	0.002	TRC	4.667	TRC	0.667	TRC	4.667	TRC	---	<0.00600	<0.01500	---	AZ Aquatic and Wildlife - Warm Water Chronic*
Silver	mg/l	---	---	0.00063	DIS	0.00063	DIS	---	---	4.667	TRC	8	TRC	4.667	TRC	<0.00010	<0.00010	<0.00010	---	---
Sodium	mg/l	---	---	---	---	---	---	---	---	---	---	---	---	---	---	---	33.40	---	---	---
Thallium	mg/l	---	---	---	---	0.7	DIS	0.15	DIS	0.075	TRC	0.001	TRC	0.075	TRC	<0.00200	<0.00200	---	---	AZ Fish Consumption*
Zinc	mg/l	25	TRC	0.49748	DIS	0.05242	DIS	0.05242	DIS	280	TRC	5.106	TRC	280	TRC	<0.00500	<0.00500	<0.00500	---	---

The hardness value used for calculation of hardness-dependent standards is the hardness of the sample itself, not the hardness of a receiving water.
* Detection limit exceeds standard
† Exceedance is considered less than regulatory limit
‡ For comparison only - no analysis exists

Station Name	DCT 6.6 W
Sample ID	RESE-1001064
Sample Date	2/18/2004 2:20:00 PM
Basin	Devils Canyon Watershed
Sub-basin	Devils Canyon Tributary
QC Type	Original data

Surface Water Hydrochemical Data

MONTGOMERY & ASSOCIATES

Parameters and Constituents		Standards														Results				
Name	Units	AZ Agricultural Livestock Watering		AZ Aquatic and Wildlife - Ephemeral Acute		AZ Aquatic and Wildlife - Warm Water Acute		AZ Aquatic and Wildlife - Warm Water Chronic		AZ Full Body Contact		AZ Fish Consumption		AZ Partial Body Contact		Dissolved Results	Total Results	Total Recoverable Results	Field Results	Use Exceeded
		Standard	Fraction	Standard	Fraction	Standard	Fraction	Standard	Fraction	Standard	Fraction	Standard	Fraction	Standard	Fraction					
Bacteria																				
E. Coli	MPN/100ml	---	---	---	---	---	---	---	---	235	---	---	---	575	---	---	13.0	---	---	---
Total Coliforms	MPN/100ml	---	---	---	---	---	---	---	---	---	---	---	---	---	---	---	50	---	---	---
Field Parameters																				
Dissolved oxygen	mg/l	---	---	---	---	6	---	6	---	---	---	---	---	---	---	---	---	---	6.26	---
Flow Rate	gallons/minute	---	---	---	---	---	---	---	---	---	---	---	---	---	---	---	---	---	0.960	---
pH (Field)	s.u.	6.5 - 9	---	6.5 - 9	---	6.5 - 9	---	6.5 - 9	---	6.5 - 9	---	---	---	6.5 - 9	---	---	---	---	7.10	---
Specific Conductance (Field)	uS/cm	---	---	---	---	---	---	---	---	---	---	---	---	---	---	---	---	---	155.0	---
Temperature (Field)	Deg C	---	---	---	---	---	---	---	---	---	---	---	---	---	---	---	---	---	15.70	---
Turbidity (Field)	NTUs	---	---	---	---	---	---	---	---	---	---	---	---	---	---	---	---	---	0.79	---
Inorganics																				
Alkalinity (as CaCO3)	mg/l	---	---	---	---	---	---	---	---	---	---	---	---	---	---	---	147.0	---	---	---
Bicarbonate (Calculated by M&A)	mg/l	---	---	---	---	---	---	---	---	---	---	---	---	---	---	---	179.3	---	---	---
Bicarbonate Alkalinity (as CaCO3)	mg/l	---	---	---	---	---	---	---	---	---	---	---	---	---	---	---	147.0	---	---	---
Bromide	mg/l	---	---	---	---	---	---	---	---	---	---	---	---	---	---	---	0.127	---	---	---
Carbonate (Calculated by M&A)	mg/l	---	---	---	---	---	---	---	---	---	---	---	---	---	---	---	--	---	---	---
Carbonate Alkalinity (as CaCO3)	mg/l	---	---	---	---	---	---	---	---	---	---	---	---	---	---	---	<1.00	---	---	---
Chloride	mg/l	---	---	---	---	---	---	---	---	---	---	---	---	---	---	---	7.41	---	---	---
Fluoride	mg/l	---	---	---	---	---	---	---	---	140	---	---	---	140	---	---	0.407	---	---	---
Hardness (as CaCO3)	mg/l	---	---	---	---	---	---	---	---	---	---	---	---	---	---	---	99.1	---	---	---
Nitrate as N	mg/l	---	---	---	---	---	---	---	---	3733.33	---	---	---	3733.33	---	---	<0.10	---	---	---
Nitrate+Nitrite as N	mg/l	---	---	---	---	---	---	---	---	---	---	---	---	---	---	---	<0.10	---	---	---
Nitrate+Nitrite as N (calculated by M&A)	mg/l	---	---	---	---	---	---	---	---	3733.33	---	---	---	3733.33	---	---	--	---	---	---
Nitrite as N	mg/l	---	---	---	---	---	---	---	---	233.33	---	---	---	233.33	---	---	<0.10	---	---	---
Ortho-Phosphate	mg/l	---	---	---	---	---	---	---	---	---	---	---	---	---	---	---	<0.50	---	---	---
Sulfate	mg/l	---	---	---	---	---	---	---	---	---	---	---	---	---	---	---	5.18	---	---	---
Sulfide	mg/l	---	---	---	---	---	---	---	---	---	---	---	---	---	---	---	<1.00	---	---	---
Lab Parameters																				
Color	Color Units	---	---	---	---	---	---	---	---	---	---	---	---	---	---	---	10.0	---	---	---
Total Dissolved Solids (Laboratory)	mg/l	---	---	---	---	---	---	---	---	---	---	---	---	---	---	---	235.0	---	---	---
Total Suspended Solids	mg/l	---	---	---	---	---	---	---	---	---	---	---	---	---	---	---	<5.00	---	---	---
Metals																				
Aluminum	mg/l	---	---	---	---	---	---	---	---	---	---	---	---	---	---	---	0.020	---	---	---
Antimony	mg/l	---	---	---	---	0.088	DIS	0.03	DIS	0.747	TRC	0.64	TRC	0.747	TRC	<0.00030	0.00034 j	<0.00030	---	---
Arsenic	mg/l	0.2	TRC	0.44	DIS	0.34	DIS	0.15	DIS	0.03	TRC	0.08	TRC	0.28	TRC	0.00560	0.00400	0.00430	---	---
Barium	mg/l	---	---	---	---	---	---	---	---	98	TRC	---	---	98	TRC	0.0231	---	---	---	---
Beryllium	mg/l	---	---	---	---	---	---	---	---	1.867	TRC	0.084	TRC	1.867	TRC	<0.00020	<0.00020	<0.00020	---	---
Boron	mg/l	---	---	---	---	---	---	---	---	186.667	TRC	---	---	186.667	TRC	---	<0.0070	---	---	---
Cadmium	mg/l	0.05	---	0.02261	DIS	0.0078	DIS	0.00056	DIS	0.7	TRC	0.084	TRC	0.7	TRC	<0.00010	<0.00010	<0.00010	---	---
Calcium	mg/l	---	---	---	---	---	---	---	---	---	---	---	---	---	---	---	29.00	---	---	---
Chromium	mg/l	1	---	---	---	---	---	---	---	---	---	---	---	---	---	<0.00030	---	<0.00030	---	---
Chromium, Hexavalent‡	mg/l	---	---	0.034	DIS	0.016	DIS	0.011	DIS	2.8	TRC	0.15	TRC	2.8	TRC	<0.00030	---	<0.00030	---	---
Chromium, Trivalent‡	mg/l	---	---	1.89755	TRC	0.56556	TRC	0.07357	TRC	1400	TRC	75	TRC	1400	TRC	<0.00030	---	<0.00030	---	---
Cobalt	mg/l	---	---	---	---	---	---	---	---	---	---	---	---	---	---	---	<0.00070	---	---	---
Copper	mg/l	0.5	TRC	0.02306	DIS	0.01333	DIS	0.00889	DIS	1.3	TRC	---	---	1.3	TRC	<0.00210	<0.00210	<0.00210	---	---
Iron	mg/l	---	---	---	---	---	---	1	DIS	---	---	---	---	---	---	---	0.128	---	---	---
Lead	mg/l	0.1	TRC	0.13496	DIS	0.06395	DIS	0.00249	DIS	0.015	TRC	---	---	0.015	TRC	<0.00100	<0.00100	<0.00100	---	---

Station Name	DCT 6.6 W
Sample ID	RESE-1001064
Sample Date	2/18/2004 2:20:00 PM
Basin	Devils Canyon Watershed
Sub-basin	Devils Canyon Tributary
QC Type	Original data

Surface Water Hydrochemical Data

MONTGOMERY & ASSOCIATES

Parameters and Constituents		Standards														Results				
Name	Units	AZ Agricultural Livestock Watering		AZ Aquatic and Wildlife - Ephemeral Acute		AZ Aquatic and Wildlife - Warm Water Acute		AZ Aquatic and Wildlife - Warm Water Chronic		AZ Full Body Contact		AZ Fish Consumption		AZ Partial Body Contact		Dissolved Results	Total Results	Total Recoverable Results	Field Results	Use Exceeded
		Standard	Fraction	Standard	Fraction	Standard	Fraction	Standard	Fraction	Standard	Fraction	Standard	Fraction	Standard	Fraction					
Metals																				
Magnesium	mg/l	---	---	---	---	---	---	---	---	---	---	---	---	---	---	---	6.48	---	---	---
Manganese	mg/l	---	---	---	---	---	---	---	---	130.66701	---	---	---	130.66701	---	---	---	0.08090	---	---
Mercury	mg/l	0.01	TRC	0.005	DIS	0.0024	DIS	0.00001	DIS	0.28	TRC	---	---	0.28	TRC	<0.00020	<0.00020	---	---	AZ Aquatic and Wildlife - Warm Water Chronic*
Molybdenum	mg/l	---	---	---	---	---	---	---	---	---	---	---	---	---	---	---	0.00540 j	---	---	---
Nickel	mg/l	---	---	4.1267	DIS	0.4647	DIS	0.0516	DIS	28	TRC	0.511	TRC	28	TRC	0.0050 j	---	0.0021 j	---	---
Potassium	mg/l	---	---	---	---	---	---	---	---	---	---	---	---	---	---	---	1.21	---	---	---
Selenium	mg/l	0.05	TRC	0.033	TRC	---	---	0.002	TRC	4.667	TRC	0.667	TRC	4.667	TRC	---	<0.00080	<0.00080	---	---
Silver	mg/l	---	---	0.00317	DIS	0.00317	DIS	---	---	4.667	TRC	8	TRC	4.667	TRC	<0.00010	<0.00010	<0.00010	---	---
Sodium	mg/l	---	---	---	---	---	---	---	---	---	---	---	---	---	---	---	25.90	---	---	---
Thallium	mg/l	---	---	---	---	0.7	DIS	0.15	DIS	0.075	TRC	0.001	TRC	0.075	TRC	<0.00040	<0.00040	---	---	---
Zinc	mg/l	25	TRC	1.10351	DIS	0.11629	DIS	0.11629	DIS	280	TRC	5.106	TRC	280	TRC	0.00051 j	<0.00020	<0.00020	---	---
Other																				
Anions (Laboratory)	meq/l	---	---	---	---	---	---	---	---	---	---	---	---	---	---	3.280	---	---	---	---
Cations (Laboratory)	meq/l	---	---	---	---	---	---	---	---	---	---	---	---	---	---	3.14	---	---	---	---
Ion Balance (Laboratory)	%	---	---	---	---	---	---	---	---	---	---	---	---	---	---	-2.18	---	---	---	---
Total Dissolved Solids (Calc by Lab)	mg/l	---	---	---	---	---	---	---	---	---	---	---	---	---	---	164.0	---	---	---	---

The hardness value used for calculation of hardness-dependent standards is the hardness of the sample itself, not the hardness of a receiving water.
* Detection limit exceeds standard
‡ For comparison only - no analysis exists

Station Name	DCT 6.6 W
Sample ID	RESE-1001074
Sample Date	5/5/2004 8:30:00 AM
Basin	Devils Canyon Watershed
Sub-basin	Devils Canyon Tributary
QC Type	Original data

Surface Water Hydrochemical Data

MONTGOMERY & ASSOCIATES

Parameters and Constituents		Standards														Results				
Name	Units	AZ Agricultural Livestock Watering		AZ Aquatic and Wildlife - Ephemeral Acute		AZ Aquatic and Wildlife - Warm Water Acute		AZ Aquatic and Wildlife - Warm Water Chronic		AZ Full Body Contact		AZ Fish Consumption		AZ Partial Body Contact		Dissolved Results	Total Results	Total Recoverable Results	Field Results	Use Exceeded
		Standard	Fraction	Standard	Fraction	Standard	Fraction	Standard	Fraction	Standard	Fraction	Standard	Fraction	Standard	Fraction					
Bacteria																				
E. Coli	MPN/100ml	---	---	---	---	---	---	---	---	235	---	---	---	575	---	---	<2.0	---	---	---
Total Coliforms	MPN/100ml	---	---	---	---	---	---	---	---	---	---	---	---	---	---	---	1600 ge	---	---	---
Field Parameters																				
Dissolved oxygen	mg/l	---	---	---	---	6	---	6	---	---	---	---	---	---	---	---	---	---	5.69	AZ Aquatic and Wildlife - Warm Water Acute† AZ Aquatic and Wildlife - Warm Water Chronic†
Flow Rate	gallons/minute	---	---	---	---	---	---	---	---	---	---	---	---	---	---	---	---	---	0.500 j	---
pH (Field)	s.u.	6.5 - 9	---	6.5 - 9	---	6.5 - 9	---	6.5 - 9	---	6.5 - 9	---	---	---	6.5 - 9	---	---	---	---	7.60	---
Specific Conductance (Field)	uS/cm	---	---	---	---	---	---	---	---	---	---	---	---	---	---	---	---	---	318.0	---
Temperature (Field)	Deg C	---	---	---	---	---	---	---	---	---	---	---	---	---	---	---	---	---	17.70	---
Turbidity (Field)	NTUs	---	---	---	---	---	---	---	---	---	---	---	---	---	---	---	---	---	0.24	---
Inorganics																				
Alkalinity (as CaCO3)	mg/l	---	---	---	---	---	---	---	---	---	---	---	---	---	---	---	162.0	---	---	---
Bicarbonate (Calculated by M&A)	mg/l	---	---	---	---	---	---	---	---	---	---	---	---	---	---	---	197.6	---	---	---
Bicarbonate Alkalinity (as CaCO3)	mg/l	---	---	---	---	---	---	---	---	---	---	---	---	---	---	---	162.0	---	---	---
Bromide	mg/l	---	---	---	---	---	---	---	---	---	---	---	---	---	---	---	<0.100	---	---	---
Carbonate (Calculated by M&A)	mg/l	---	---	---	---	---	---	---	---	---	---	---	---	---	---	---	--	---	---	---
Carbonate Alkalinity (as CaCO3)	mg/l	---	---	---	---	---	---	---	---	---	---	---	---	---	---	---	<1.00	---	---	---
Chloride	mg/l	---	---	---	---	---	---	---	---	---	---	---	---	---	---	---	7.80	---	---	---
Cyanide, Total	mg/l	---	---	---	---	---	---	---	---	---	---	---	---	---	---	---	<0.010	---	---	---
Fluoride	mg/l	---	---	---	---	---	---	---	---	140	---	---	---	140	---	---	0.300	---	---	---
Hardness (as CaCO3)	mg/l	---	---	---	---	---	---	---	---	---	---	---	---	---	---	---	107.0	---	---	---
Nitrate as N	mg/l	---	---	---	---	---	---	---	---	3733.33	---	---	---	3733.33	---	---	<0.10	---	---	---
Nitrate+Nitrite as N	mg/l	---	---	---	---	---	---	---	---	---	---	---	---	---	---	---	<0.10	---	---	---
Nitrate+Nitrite as N (calculated by M&A)	mg/l	---	---	---	---	---	---	---	---	3733.33	---	---	---	3733.33	---	---	--	---	---	---
Nitrite as N	mg/l	---	---	---	---	---	---	---	---	233.33	---	---	---	233.33	---	---	<0.10	---	---	---
Ortho-Phosphate	mg/l	---	---	---	---	---	---	---	---	---	---	---	---	---	---	---	<0.50	---	---	---
Silica	mg/l	---	---	---	---	---	---	---	---	---	---	---	---	---	---	---	89.8	---	---	---
Sulfate	mg/l	---	---	---	---	---	---	---	---	---	---	---	---	---	---	---	4.39	---	---	---
Sulfide	mg/l	---	---	---	---	---	---	---	---	---	---	---	---	---	---	---	<1.00	---	---	---
Lab Parameters																				
Color	Color Units	---	---	---	---	---	---	---	---	---	---	---	---	---	---	---	<1.0	---	---	---
Total Dissolved Solids (Laboratory)	mg/l	---	---	---	---	---	---	---	---	---	---	---	---	---	---	---	228.0	---	---	---
Total Suspended Solids	mg/l	---	---	---	---	---	---	---	---	---	---	---	---	---	---	---	<5.00	---	---	---
Metals																				
Aluminum	mg/l	---	---	---	---	---	---	---	---	---	---	---	---	---	---	---	0.025	---	---	---
Antimony	mg/l	---	---	---	---	0.088	DIS	0.03	DIS	0.747	TRC	0.64	TRC	0.747	TRC	<0.00300	<0.00300	<0.00300	---	---
Arsenic	mg/l	0.2	TRC	0.44	DIS	0.34	DIS	0.15	DIS	0.03	TRC	0.08	TRC	0.28	TRC	<0.00300	<0.00300	<0.00300	---	---
Barium	mg/l	---	---	---	---	---	---	---	---	98	TRC	---	---	98	TRC	0.0303	---	---	---	---
Beryllium	mg/l	---	---	---	---	---	---	---	---	1.867	TRC	0.084	TRC	1.867	TRC	<0.00200	<0.00200	<0.00200	---	---
Boron	mg/l	---	---	---	---	---	---	---	---	186.667	TRC	---	---	186.667	TRC	---	<0.0400	---	---	---
Cadmium	mg/l	0.05	---	0.02436	DIS	0.0084	DIS	0.00059	DIS	0.7	TRC	0.084	TRC	0.7	TRC	<0.00010	<0.00010	<0.00010	---	---
Calcium	mg/l	---	---	---	---	---	---	---	---	---	---	---	---	---	---	---	31.20	---	---	---
Chromium	mg/l	1	---	---	---	---	---	---	---	---	---	---	---	---	---	<0.00600	---	<0.00600	---	---
Chromium, Hexavalent‡	mg/l	---	---	0.034	DIS	0.016	DIS	0.011	DIS	2.8	TRC	0.15	TRC	2.8	TRC	<0.00600	---	<0.00600	---	---
Chromium, Trivalent‡	mg/l	---	---	2.02057	TRC	0.60223	TRC	0.07834	TRC	1400	TRC	75	TRC	1400	TRC	<0.00600	---	<0.00600	---	---
Cobalt	mg/l	---	---	---	---	---	---	---	---	---	---	---	---	---	---	---	<0.00600	---	---	---

Station Name	DCT 6.6 W
Sample ID	RESE-1001074
Sample Date	5/5/2004 8:30:00 AM
Basin	Devils Canyon Watershed
Sub-basin	Devils Canyon Tributary
QC Type	Original data

Surface Water Hydrochemical Data

MONTGOMERY & ASSOCIATES

Parameters and Constituents		Standards														Results				
Name	Units	AZ Agricultural Livestock Watering		AZ Aquatic and Wildlife - Ephemeral Acute		AZ Aquatic and Wildlife - Warm Water Acute		AZ Aquatic and Wildlife - Warm Water Chronic		AZ Full Body Contact		AZ Fish Consumption		AZ Partial Body Contact		Dissolved Results	Total Results	Total Recoverable Results	Field Results	Use Exceeded
		Standard	Fraction	Standard	Fraction	Standard	Fraction	Standard	Fraction	Standard	Fraction	Standard	Fraction	Standard	Fraction					
Metals																				
Copper	mg/l	0.5	TRC	0.02479	DIS	0.01432	DIS	0.00949	DIS	1.3	TRC	---	---	1.3	TRC	<0.00300	<0.00300	<0.00300	---	---
Iron	mg/l	---	---	---	---	---	---	1	DIS	---	---	---	---	---	---	---	0.277	---	---	---
Lead	mg/l	0.1	TRC	0.1467	DIS	0.06951	DIS	0.00271	DIS	0.015	TRC	---	---	0.015	TRC	<0.00300	<0.00300	<0.00300	---	AZ Aquatic and Wildlife - Warm Water Chronic*
Magnesium	mg/l	---	---	---	---	---	---	---	---	---	---	---	---	---	---	---	7.00	---	---	---
Manganese	mg/l	---	---	---	---	---	---	---	---	130.66701	---	---	---	130.66701	---	---	---	0.11000	---	---
Mercury	mg/l	0.01	TRC	0.005	DIS	0.0024	DIS	0.00001	DIS	0.28	TRC	---	---	0.28	TRC	<0.00020	<0.00020	---	---	AZ Aquatic and Wildlife - Warm Water Chronic*
Molybdenum	mg/l	---	---	---	---	---	---	---	---	---	---	---	---	---	---	---	<0.00800	---	---	---
Nickel	mg/l	---	---	4.4033	DIS	0.4958	DIS	0.0551	DIS	28	TRC	0.511	TRC	28	TRC	<0.0100	---	<0.0100	---	---
Potassium	mg/l	---	---	---	---	---	---	---	---	---	---	---	---	---	---	---	1.20	---	---	---
Selenium	mg/l	0.05	TRC	0.033	TRC	---	---	0.002	TRC	4.667	TRC	0.667	TRC	4.667	TRC	---	<0.00600	<0.00300	---	AZ Aquatic and Wildlife - Warm Water Chronic*
Silver	mg/l	---	---	0.00361	DIS	0.00361	DIS	---	---	4.667	TRC	8	TRC	4.667	TRC	<0.00010	<0.00010	<0.00010	---	---
Sodium	mg/l	---	---	---	---	---	---	---	---	---	---	---	---	---	---	---	26.40	---	---	---
Thallium	mg/l	---	---	---	---	0.7	DIS	0.15	DIS	0.075	TRC	0.001	TRC	0.075	TRC	<0.00200	<0.00200	---	---	AZ Fish Consumption*
Uranium	mg/l	---	---	---	---	---	---	---	---	2.8	---	---	---	2.8	---	---	0.00008 j	---	---	---
Zinc	mg/l	25	TRC	1.17761	DIS	0.12409	DIS	0.12409	DIS	280	TRC	5.106	TRC	280	TRC	<0.00500	<0.00500	<0.00500	---	---
Other																				
Anions (Laboratory)	meq/l	---	---	---	---	---	---	---	---	---	---	---	---	---	---	---	3.570	---	---	---
Cations (Laboratory)	meq/l	---	---	---	---	---	---	---	---	---	---	---	---	---	---	---	3.33	---	---	---
Ion Balance (Laboratory)	%	---	---	---	---	---	---	---	---	---	---	---	---	---	---	---	-3.48	---	---	---
Total Dissolved Solids (Calc by Lab)	mg/l	---	---	---	---	---	---	---	---	---	---	---	---	---	---	---	290.0	---	---	---
Radiologicals																				
Gross Alpha	pCi/l	---	---	---	---	---	---	---	---	---	---	---	---	---	---	---	<2.10	---	---	---
Gross Beta	pCi/l	---	---	---	---	---	---	---	---	---	---	---	---	---	---	---	<3.60	---	---	---
Radionuclides																				
Radium 226	pCi/l	---	---	---	---	---	---	---	---	---	---	---	---	---	---	---	<0.50	---	---	---
Radium 226 + Radium 228	pCi/l	---	---	---	---	---	---	---	---	---	---	---	---	---	---	---	1.42	---	---	---
Radium 228	pCi/l	---	---	---	---	---	---	---	---	---	---	---	---	---	---	---	1.42	---	---	---

The hardness value used for calculation of hardness-dependent standards is the hardness of the sample itself, not the hardness of a receiving water.
* Detection limit exceeds standard
† Exceedance is considered less than regulatory limit
‡ For comparison only - no analysis exists

Station Name	DCT 6.6 W
Sample ID	RESE-1001155
Sample Date	8/19/2004 7:20:00 AM
Basin	Devils Canyon Watershed
Sub-basin	Devils Canyon Tributary
QC Type	Original data

Surface Water Hydrochemical Data

MONTGOMERY & ASSOCIATES

Parameters and Constituents		Standards														Results				
Name	Units	AZ Agricultural Livestock Watering		AZ Aquatic and Wildlife - Ephemeral Acute		AZ Aquatic and Wildlife - Warm Water Acute		AZ Aquatic and Wildlife - Warm Water Chronic		AZ Full Body Contact		AZ Fish Consumption		AZ Partial Body Contact		Dissolved Results	Total Results	Total Recoverable Results	Field Results	Use Exceeded
		Standard	Fraction	Standard	Fraction	Standard	Fraction	Standard	Fraction	Standard	Fraction	Standard	Fraction	Standard	Fraction					
Bacteria																				
E. Coli	MPN/100ml	---	---	---	---	---	---	---	---	235	---	---	---	575	---	---	<2.0	---	---	---
Total Coliforms	MPN/100ml	---	---	---	---	---	---	---	---	---	---	---	---	---	---	---	240	---	---	---
Field Parameters																				
Dissolved oxygen	mg/l	---	---	---	---	6	---	6	---	---	---	---	---	---	---	---	---	---	1.59	AZ Aquatic and Wildlife - Warm Water Acute† AZ Aquatic and Wildlife - Warm Water Chronic†
Flow Rate	gallons/minute	---	---	---	---	---	---	---	---	---	---	---	---	---	---	---	---	---	0.300	---
pH (Field)	s.u.	6.5 - 9	---	6.5 - 9	---	6.5 - 9	---	6.5 - 9	---	6.5 - 9	---	---	---	6.5 - 9	---	---	---	---	7.10	---
Specific Conductance (Field)	uS/cm	---	---	---	---	---	---	---	---	---	---	---	---	---	---	---	---	---	224.0	---
Temperature (Field)	Deg C	---	---	---	---	---	---	---	---	---	---	---	---	---	---	---	---	---	21.50	---
Turbidity (Field)	NTUs	---	---	---	---	---	---	---	---	---	---	---	---	---	---	---	---	---	0.16	---
Inorganics																				
Alkalinity (as CaCO3)	mg/l	---	---	---	---	---	---	---	---	---	---	---	---	---	---	---	166.0	---	---	---
Bicarbonate (Calculated by M&A)	mg/l	---	---	---	---	---	---	---	---	---	---	---	---	---	---	---	202.5	---	---	---
Bicarbonate Alkalinity (as CaCO3)	mg/l	---	---	---	---	---	---	---	---	---	---	---	---	---	---	---	166.0	---	---	---
Bromide	mg/l	---	---	---	---	---	---	---	---	---	---	---	---	---	---	---	0.110	---	---	---
Carbonate (Calculated by M&A)	mg/l	---	---	---	---	---	---	---	---	---	---	---	---	---	---	---	--	---	---	---
Carbonate Alkalinity (as CaCO3)	mg/l	---	---	---	---	---	---	---	---	---	---	---	---	---	---	---	<1.00	---	---	---
Chloride	mg/l	---	---	---	---	---	---	---	---	---	---	---	---	---	---	---	10.20	---	---	---
Fluoride	mg/l	---	---	---	---	---	---	---	---	140	---	---	---	140	---	---	0.410	---	---	---
Hardness (as CaCO3)	mg/l	---	---	---	---	---	---	---	---	---	---	---	---	---	---	---	118.0	---	---	---
Nitrate as N	mg/l	---	---	---	---	---	---	---	---	3733.33	---	---	---	3733.33	---	---	<0.10	---	---	---
Nitrate+Nitrite as N	mg/l	---	---	---	---	---	---	---	---	---	---	---	---	---	---	---	<0.20	---	---	---
Nitrate+Nitrite as N (calculated by M&A)	mg/l	---	---	---	---	---	---	---	---	3733.33	---	---	---	3733.33	---	---	--	---	---	---
Nitrite as N	mg/l	---	---	---	---	---	---	---	---	233.33	---	---	---	233.33	---	---	<0.10	---	---	---
Ortho-Phosphate	mg/l	---	---	---	---	---	---	---	---	---	---	---	---	---	---	---	<0.50	---	---	---
Silica	mg/l	---	---	---	---	---	---	---	---	---	---	---	---	---	---	---	92.0	---	---	---
Sulfate	mg/l	---	---	---	---	---	---	---	---	---	---	---	---	---	---	---	17.40	---	---	---
Sulfide	mg/l	---	---	---	---	---	---	---	---	---	---	---	---	---	---	---	<1.00	---	---	---
Lab Parameters																				
Color	Color Units	---	---	---	---	---	---	---	---	---	---	---	---	---	---	---	<1.0	---	---	---
Total Dissolved Solids (Laboratory)	mg/l	---	---	---	---	---	---	---	---	---	---	---	---	---	---	---	305.0	---	---	---
Total Suspended Solids	mg/l	---	---	---	---	---	---	---	---	---	---	---	---	---	---	---	<5.00	---	---	---
Metals																				
Aluminum	mg/l	---	---	---	---	---	---	---	---	---	---	---	---	---	---	---	<0.020	---	---	---
Antimony	mg/l	---	---	---	---	0.088	DIS	0.03	DIS	0.747	TRC	0.64	TRC	0.747	TRC	<0.00300	<0.00300	<0.00300	---	---
Arsenic	mg/l	0.2	TRC	0.44	DIS	0.34	DIS	0.15	DIS	0.03	TRC	0.08	TRC	0.28	TRC	0.00400	0.00300	<0.00300	---	---
Barium	mg/l	---	---	---	---	---	---	---	---	98	TRC	---	---	98	TRC	0.0257	---	---	---	---
Beryllium	mg/l	---	---	---	---	---	---	---	---	1.867	TRC	0.084	TRC	1.867	TRC	<0.00200	<0.00200	<0.00200	---	---
Boron	mg/l	---	---	---	---	---	---	---	---	186.667	TRC	---	---	186.667	TRC	---	<0.0400	---	---	---
Cadmium	mg/l	0.05	---	0.02679	DIS	0.00924	DIS	0.00063	DIS	0.7	TRC	0.084	TRC	0.7	TRC	<0.00010	<0.00010	<0.00010	---	---
Calcium	mg/l	---	---	---	---	---	---	---	---	---	---	---	---	---	---	---	34.30	---	---	---
Chromium	mg/l	1	---	---	---	---	---	---	---	---	---	---	---	---	---	<0.00600	---	<0.00600	---	---
Chromium, Hexavalent‡	mg/l	---	---	0.034	DIS	0.016	DIS	0.011	DIS	2.8	TRC	0.15	TRC	2.8	TRC	<0.00600	---	<0.00600	---	---
Chromium, Trivalent‡	mg/l	---	---	2.18917	TRC	0.65248	TRC	0.08487	TRC	1400	TRC	75	TRC	1400	TRC	<0.00600	---	<0.00600	---	---
Cobalt	mg/l	---	---	---	---	---	---	---	---	---	---	---	---	---	---	---	<0.00600	---	---	---
Copper	mg/l	0.5	TRC	0.02719	DIS	0.01571	DIS	0.01032	DIS	1.3	TRC	---	---	1.3	TRC	<0.00300	<0.00300	<0.00300	---	---

Station Name	DCT 6.6 W
Sample ID	RESE-1001155
Sample Date	8/19/2004 7:20:00 AM
Basin	Devils Canyon Watershed
Sub-basin	Devils Canyon Tributary
QC Type	Original data

Surface Water Hydrochemical Data

MONTGOMERY & ASSOCIATES

Parameters and Constituents		Standards														Results				
Name	Units	AZ Agricultural Livestock Watering		AZ Aquatic and Wildlife - Ephemeral Acute		AZ Aquatic and Wildlife - Warm Water Acute		AZ Aquatic and Wildlife - Warm Water Chronic		AZ Full Body Contact		AZ Fish Consumption		AZ Partial Body Contact		Dissolved Results	Total Results	Total Recoverable Results	Field Results	Use Exceeded
		Standard	Fraction	Standard	Fraction	Standard	Fraction	Standard	Fraction	Standard	Fraction	Standard	Fraction	Standard	Fraction					
Metals																				
Iron	mg/l	---	---	---	---	---	---	1	DIS	---	---	---	---	---	---	---	0.088	---	---	---
Lead	mg/l	0.1	TRC	0.16313	DIS	0.0773	DIS	0.00301	DIS	0.015	TRC	---	---	0.015	TRC	<0.00300	<0.00300	<0.00300	---	---
Magnesium	mg/l	---	---	---	---	---	---	---	---	---	---	---	---	---	---	---	7.79	---	---	---
Manganese	mg/l	---	---	---	---	---	---	---	---	130.66701	---	---	---	130.66701	---	---	---	0.02010	---	---
Mercury	mg/l	0.01	TRC	0.005	DIS	0.0024	DIS	0.00001	DIS	0.28	TRC	---	---	0.28	TRC	<0.00020	<0.00020	---	---	AZ Aquatic and Wildlife - Warm Water Chronic*
Molybdenum	mg/l	---	---	---	---	---	---	---	---	---	---	---	---	---	---	---	<0.00800	---	---	---
Nickel	mg/l	---	---	4.7834	DIS	0.5386	DIS	0.0598	DIS	28	TRC	0.511	TRC	28	TRC	<0.0100	---	<0.0100	---	---
Potassium	mg/l	---	---	---	---	---	---	---	---	---	---	---	---	---	---	---	1.50	---	---	---
Selenium	mg/l	0.05	TRC	0.033	TRC	---	---	0.002	TRC	4.667	TRC	0.667	TRC	4.667	TRC	---	<0.00600	<0.01500	---	AZ Aquatic and Wildlife - Warm Water Chronic*
Silver	mg/l	---	---	0.00428	DIS	0.00428	DIS	---	---	4.667	TRC	8	TRC	4.667	TRC	<0.00010	<0.00010	<0.00010	---	---
Sodium	mg/l	---	---	---	---	---	---	---	---	---	---	---	---	---	---	---	28.00	---	---	---
Thallium	mg/l	---	---	---	---	0.7	DIS	0.15	DIS	0.075	TRC	0.001	TRC	0.075	TRC	<0.00200	<0.00200	---	---	AZ Fish Consumption*
Zinc	mg/l	25	TRC	1.27941	DIS	0.13482	DIS	0.13482	DIS	280	TRC	5.106	TRC	280	TRC	0.00750	0.00840	0.00880	---	---
Other																				
Anions (Laboratory)	meq/l	---	---	---	---	---	---	---	---	---	---	---	---	---	---	---	3.990	---	---	---
Cations (Laboratory)	meq/l	---	---	---	---	---	---	---	---	---	---	---	---	---	---	---	3.61	---	---	---
Ion Balance (Laboratory)	%	---	---	---	---	---	---	---	---	---	---	---	---	---	---	---	-5.00	---	---	---
Total Dissolved Solids (Calc by Lab)	mg/l	---	---	---	---	---	---	---	---	---	---	---	---	---	---	---	316.0	---	---	---

The hardness value used for calculation of hardness-dependent standards is the hardness of the sample itself, not the hardness of a receiving water.
* Detection limit exceeds standard
† Exceedance is considered less than regulatory limit
‡ For comparison only - no analysis exists

Station Name	DCT 6.6 W
Sample ID	RESE-1001170
Sample Date	11/12/2004 9:40:00 AM
Basin	Devils Canyon Watershed
Sub-basin	Devils Canyon Tributary
QC Type	Original data

Surface Water Hydrochemical Data

MONTGOMERY & ASSOCIATES

Parameters and Constituents		Standards														Results				
Name	Units	AZ Agricultural Livestock Watering		AZ Aquatic and Wildlife - Ephemeral Acute		AZ Aquatic and Wildlife - Warm Water Acute		AZ Aquatic and Wildlife - Warm Water Chronic		AZ Full Body Contact		AZ Fish Consumption		AZ Partial Body Contact		Dissolved Results	Total Results	Total Recoverable Results	Field Results	Use Exceeded
		Standard	Fraction	Standard	Fraction	Standard	Fraction	Standard	Fraction	Standard	Fraction	Standard	Fraction	Standard	Fraction					
Bacteria																				
E. Coli	MPN/100ml	---	---	---	---	---	---	---	---	235	---	---	---	575	---	---	90.0	---	---	---
Total Coliforms	MPN/100ml	---	---	---	---	---	---	---	---	---	---	---	---	---	---	---	140	---	---	---
Field Parameters																				
Dissolved oxygen	mg/l	---	---	---	---	6	---	6	---	---	---	---	---	---	---	---	---	---	4.73	AZ Aquatic and Wildlife - Warm Water Acute† AZ Aquatic and Wildlife - Warm Water Chronic†
Flow Rate	gallons/minute	---	---	---	---	---	---	---	---	---	---	---	---	---	---	---	---	---	0.694	---
pH (Field)	s.u.	6.5 - 9	---	6.5 - 9	---	6.5 - 9	---	6.5 - 9	---	6.5 - 9	---	---	---	6.5 - 9	---	---	---	---	7.20	---
Specific Conductance (Field)	uS/cm	---	---	---	---	---	---	---	---	---	---	---	---	---	---	---	---	---	178.6	---
Temperature (Field)	Deg C	---	---	---	---	---	---	---	---	---	---	---	---	---	---	---	---	---	17.50	---
Turbidity (Field)	NTUs	---	---	---	---	---	---	---	---	---	---	---	---	---	---	---	---	---	0.99	---
Inorganics																				
Alkalinity (as CaCO3)	mg/l	---	---	---	---	---	---	---	---	---	---	---	---	---	---	---	156.0	---	---	---
Bicarbonate (Calculated by M&A)	mg/l	---	---	---	---	---	---	---	---	---	---	---	---	---	---	---	190.3	---	---	---
Bicarbonate Alkalinity (as CaCO3)	mg/l	---	---	---	---	---	---	---	---	---	---	---	---	---	---	---	156.0	---	---	---
Bromide	mg/l	---	---	---	---	---	---	---	---	---	---	---	---	---	---	---	<0.100	---	---	---
Carbonate (Calculated by M&A)	mg/l	---	---	---	---	---	---	---	---	---	---	---	---	---	---	---	--	---	---	---
Carbonate Alkalinity (as CaCO3)	mg/l	---	---	---	---	---	---	---	---	---	---	---	---	---	---	---	<1.00	---	---	---
Chloride	mg/l	---	---	---	---	---	---	---	---	---	---	---	---	---	---	---	7.77	---	---	---
Fluoride	mg/l	---	---	---	---	---	---	---	---	140	---	---	---	140	---	---	0.440	---	---	---
Hardness (as CaCO3)	mg/l	---	---	---	---	---	---	---	---	---	---	---	---	---	---	---	107.0	---	---	---
Nitrate as N	mg/l	---	---	---	---	---	---	---	---	3733.33	---	---	---	3733.33	---	---	<0.10	---	---	---
Nitrate+Nitrite as N	mg/l	---	---	---	---	---	---	---	---	---	---	---	---	---	---	---	<0.20	---	---	---
Nitrate+Nitrite as N (calculated by M&A)	mg/l	---	---	---	---	---	---	---	---	3733.33	---	---	---	3733.33	---	---	--	---	---	---
Nitrite as N	mg/l	---	---	---	---	---	---	---	---	233.33	---	---	---	233.33	---	---	<0.10	---	---	---
Ortho-Phosphate	mg/l	---	---	---	---	---	---	---	---	---	---	---	---	---	---	---	<0.50	---	---	---
Silica	mg/l	---	---	---	---	---	---	---	---	---	---	---	---	---	---	---	89.9	---	---	---
Sulfate	mg/l	---	---	---	---	---	---	---	---	---	---	---	---	---	---	---	5.02	---	---	---
Sulfide	mg/l	---	---	---	---	---	---	---	---	---	---	---	---	---	---	---	<1.00	---	---	---
Lab Parameters																				
Color	Color Units	---	---	---	---	---	---	---	---	---	---	---	---	---	---	---	19.0	---	---	---
Total Dissolved Solids (Laboratory)	mg/l	---	---	---	---	---	---	---	---	---	---	---	---	---	---	---	245.0	---	---	---
Total Suspended Solids	mg/l	---	---	---	---	---	---	---	---	---	---	---	---	---	---	---	<5.00	---	---	---
Metals																				
Aluminum	mg/l	---	---	---	---	---	---	---	---	---	---	---	---	---	---	---	<0.020	---	---	---
Antimony	mg/l	---	---	---	---	0.088	DIS	0.03	DIS	0.747	TRC	0.64	TRC	0.747	TRC	<0.00300	<0.00300	<0.00300	---	---
Arsenic	mg/l	0.2	TRC	0.44	DIS	0.34	DIS	0.15	DIS	0.03	TRC	0.08	TRC	0.28	TRC	<0.00300	<0.00300	<0.00300	---	---
Barium	mg/l	---	---	---	---	---	---	---	---	98	TRC	---	---	98	TRC	0.0255	---	---	---	---
Beryllium	mg/l	---	---	---	---	---	---	---	---	1.867	TRC	0.084	TRC	1.867	TRC	<0.00200	<0.00200	<0.00200	---	---
Boron	mg/l	---	---	---	---	---	---	---	---	186.667	TRC	---	---	186.667	TRC	---	<0.0400	---	---	---
Cadmium	mg/l	0.05	---	0.02436	DIS	0.0084	DIS	0.00059	DIS	0.7	TRC	0.084	TRC	0.7	TRC	<0.00010	<0.00010	<0.00010	---	---
Calcium	mg/l	---	---	---	---	---	---	---	---	---	---	---	---	---	---	---	30.80	---	---	---
Chromium	mg/l	1	---	---	---	---	---	---	---	---	---	---	---	---	---	<0.00600	---	<0.00600	---	---
Chromium, Hexavalent‡	mg/l	---	---	0.034	DIS	0.016	DIS	0.011	DIS	2.8	TRC	0.15	TRC	2.8	TRC	<0.00600	---	<0.00600	---	---
Chromium, Trivalent‡	mg/l	---	---	2.02057	TRC	0.60223	TRC	0.07834	TRC	1400	TRC	75	TRC	1400	TRC	<0.00600	---	<0.00600	---	---
Cobalt	mg/l	---	---	---	---	---	---	---	---	---	---	---	---	---	---	---	<0.00600	---	---	---
Copper	mg/l	0.5	TRC	0.02479	DIS	0.01432	DIS	0.00949	DIS	1.3	TRC	---	---	1.3	TRC	<0.00300	<0.00300	<0.00300	---	---

Station Name	DCT 6.6 W
Sample ID	RESE-1001170
Sample Date	11/12/2004 9:40:00 AM
Basin	Devils Canyon Watershed
Sub-basin	Devils Canyon Tributary
QC Type	Original data

Surface Water Hydrochemical Data

MONTGOMERY & ASSOCIATES

Parameters and Constituents		Standards														Results				
Name	Units	AZ Agricultural Livestock Watering		AZ Aquatic and Wildlife - Ephemeral Acute		AZ Aquatic and Wildlife - Warm Water Acute		AZ Aquatic and Wildlife - Warm Water Chronic		AZ Full Body Contact		AZ Fish Consumption		AZ Partial Body Contact		Dissolved Results	Total Results	Total Recoverable Results	Field Results	Use Exceeded
		Standard	Fraction	Standard	Fraction	Standard	Fraction	Standard	Fraction	Standard	Fraction	Standard	Fraction	Standard	Fraction					
Metals																				
Iron	mg/l	---	---	---	---	---	---	1	DIS	---	---	---	---	---	---	---	0.134	---	---	---
Lead	mg/l	0.1	TRC	0.1467	DIS	0.06951	DIS	0.00271	DIS	0.015	TRC	---	---	0.015	TRC	<0.00300	<0.00300	<0.00300	---	AZ Aquatic and Wildlife - Warm Water Chronic*
Magnesium	mg/l	---	---	---	---	---	---	---	---	---	---	---	---	---	---	---	7.28	---	---	---
Manganese	mg/l	---	---	---	---	---	---	---	---	130.66701	---	---	---	130.66701	---	---	---	0.06960	---	---
Mercury	mg/l	0.01	TRC	0.005	DIS	0.0024	DIS	0.00001	DIS	0.28	TRC	---	---	0.28	TRC	<0.00020	<0.00020	---	---	AZ Aquatic and Wildlife - Warm Water Chronic*
Molybdenum	mg/l	---	---	---	---	---	---	---	---	---	---	---	---	---	---	---	<0.00800	---	---	---
Nickel	mg/l	---	---	4.4033	DIS	0.4958	DIS	0.0551	DIS	28	TRC	0.511	TRC	28	TRC	<0.0100	---	<0.0100	---	---
Potassium	mg/l	---	---	---	---	---	---	---	---	---	---	---	---	---	---	---	1.20	---	---	---
Selenium	mg/l	0.05	TRC	0.033	TRC	---	---	0.002	TRC	4.667	TRC	0.667	TRC	4.667	TRC	---	<0.01500	<0.01500	---	AZ Aquatic and Wildlife - Warm Water Chronic*
Silver	mg/l	---	---	0.00361	DIS	0.00361	DIS	---	---	4.667	TRC	8	TRC	4.667	TRC	<0.00010	<0.00010	<0.00010	---	---
Sodium	mg/l	---	---	---	---	---	---	---	---	---	---	---	---	---	---	---	27.90	---	---	---
Thallium	mg/l	---	---	---	---	0.7	DIS	0.15	DIS	0.075	TRC	0.001	TRC	0.075	TRC	<0.00200	<0.00200	---	---	AZ Fish Consumption*
Zinc	mg/l	25	TRC	1.17761	DIS	0.12409	DIS	0.12409	DIS	280	TRC	5.106	TRC	280	TRC	<0.00500	0.00600	<0.00500	---	---
Other																				
Anions (Laboratory)	meq/l	---	---	---	---	---	---	---	---	---	---	---	---	---	---	---	3.460	---	---	---
Cations (Laboratory)	meq/l	---	---	---	---	---	---	---	---	---	---	---	---	---	---	---	3.38	---	---	---
Ion Balance (Laboratory)	%	---	---	---	---	---	---	---	---	---	---	---	---	---	---	---	-1.20	---	---	---
Total Dissolved Solids (Calc by Lab)	mg/l	---	---	---	---	---	---	---	---	---	---	---	---	---	---	---	288.0	---	---	---

The hardness value used for calculation of hardness-dependent standards is the hardness of the sample itself, not the hardness of a receiving water.
* Detection limit exceeds standard
† Exceedance is considered less than regulatory limit
‡ For comparison only - no analysis exists

Station Name	DCT 6.6 W
Sample ID	RESE-1001192
Sample Date	2/16/2005 10:15:00 AM
Basin	Devils Canyon Watershed
Sub-basin	Devils Canyon Tributary
QC Type	Original data

Surface Water Hydrochemical Data

MONTGOMERY & ASSOCIATES

Parameters and Constituents		Standards														Results				
Name	Units	AZ Agricultural Livestock Watering		AZ Aquatic and Wildlife - Ephemeral Acute		AZ Aquatic and Wildlife - Warm Water Acute		AZ Aquatic and Wildlife - Warm Water Chronic		AZ Full Body Contact		AZ Fish Consumption		AZ Partial Body Contact		Dissolved Results	Total Results	Total Recoverable Results	Field Results	Use Exceeded
		Standard	Fraction	Standard	Fraction	Standard	Fraction	Standard	Fraction	Standard	Fraction	Standard	Fraction	Standard	Fraction					
Bacteria																				
E. Coli	MPN/100ml	---	---	---	---	---	---	---	---	235	---	---	---	575	---	---	8.0	---	---	---
Total Coliforms	MPN/100ml	---	---	---	---	---	---	---	---	---	---	---	---	---	---	---	300	---	---	---
Field Parameters																				
Dissolved oxygen	mg/l	---	---	---	---	6	---	6	---	---	---	---	---	---	---	---	---	---	12.26	---
Flow Rate	gallons/minute	---	---	---	---	---	---	---	---	---	---	---	---	---	---	---	---	---	32.500	---
pH (Field)	s.u.	6.5 - 9	---	6.5 - 9	---	6.5 - 9	---	6.5 - 9	---	6.5 - 9	---	---	---	6.5 - 9	---	---	---	---	7.50	---
Specific Conductance (Field)	uS/cm	---	---	---	---	---	---	---	---	---	---	---	---	---	---	---	---	---	101.2	---
Temperature (Field)	Deg C	---	---	---	---	---	---	---	---	---	---	---	---	---	---	---	---	---	11.90	---
Turbidity (Field)	NTUs	---	---	---	---	---	---	---	---	---	---	---	---	---	---	---	---	---	1.53	---
Inorganics																				
Alkalinity (as CaCO3)	mg/l	---	---	---	---	---	---	---	---	---	---	---	---	---	---	---	23.4	---	---	---
Bicarbonate (Calculated by M&A)	mg/l	---	---	---	---	---	---	---	---	---	---	---	---	---	---	---	28.5	---	---	---
Bicarbonate Alkalinity (as CaCO3)	mg/l	---	---	---	---	---	---	---	---	---	---	---	---	---	---	---	23.4	---	---	---
Bromide	mg/l	---	---	---	---	---	---	---	---	---	---	---	---	---	---	---	<0.100	---	---	---
Carbonate (Calculated by M&A)	mg/l	---	---	---	---	---	---	---	---	---	---	---	---	---	---	---	--	---	---	---
Carbonate Alkalinity (as CaCO3)	mg/l	---	---	---	---	---	---	---	---	---	---	---	---	---	---	---	<1.00	---	---	---
Chloride	mg/l	---	---	---	---	---	---	---	---	---	---	---	---	---	---	---	3.26	---	---	---
Fluoride	mg/l	---	---	---	---	---	---	---	---	140	---	---	---	140	---	---	0.125	---	---	---
Hardness (as CaCO3)	mg/l	---	---	---	---	---	---	---	---	---	---	---	---	---	---	---	32.2	---	---	---
Nitrate as N	mg/l	---	---	---	---	---	---	---	---	3733.33	---	---	---	3733.33	---	---	<0.10	---	---	---
Nitrate+Nitrite as N	mg/l	---	---	---	---	---	---	---	---	---	---	---	---	---	---	---	<0.20	---	---	---
Nitrate+Nitrite as N (calculated by M&A)	mg/l	---	---	---	---	---	---	---	---	3733.33	---	---	---	3733.33	---	---	--	---	---	---
Nitrite as N	mg/l	---	---	---	---	---	---	---	---	233.33	---	---	---	233.33	---	---	<0.10	---	---	---
Ortho-Phosphate	mg/l	---	---	---	---	---	---	---	---	---	---	---	---	---	---	---	<0.50	---	---	---
Silica	mg/l	---	---	---	---	---	---	---	---	---	---	---	---	---	---	---	31.5	---	---	---
Sulfate	mg/l	---	---	---	---	---	---	---	---	---	---	---	---	---	---	---	19.20	---	---	---
Sulfide	mg/l	---	---	---	---	---	---	---	---	---	---	---	---	---	---	---	<1.00	---	---	---
Lab Parameters																				
Color	Color Units	---	---	---	---	---	---	---	---	---	---	---	---	---	---	---	10.0	---	---	---
Total Dissolved Solids (Laboratory)	mg/l	---	---	---	---	---	---	---	---	---	---	---	---	---	---	---	68.0	---	---	---
Total Suspended Solids	mg/l	---	---	---	---	---	---	---	---	---	---	---	---	---	---	---	<5.00	---	---	---
Metals																				
Aluminum	mg/l	---	---	---	---	---	---	---	---	---	---	---	---	---	---	---	0.325	---	---	---
Antimony	mg/l	---	---	---	---	0.088	DIS	0.03	DIS	0.747	TRC	0.64	TRC	0.747	TRC	<0.00300	<0.00300	<0.00300	---	---
Arsenic	mg/l	0.2	TRC	0.44	DIS	0.34	DIS	0.15	DIS	0.03	TRC	0.08	TRC	0.28	TRC	<0.00300	<0.00300	<0.00300	---	---
Barium	mg/l	---	---	---	---	---	---	---	---	98	TRC	---	---	98	TRC	0.0169	---	---	---	---
Beryllium	mg/l	---	---	---	---	---	---	---	---	1.867	TRC	0.084	TRC	1.867	TRC	<0.00200	<0.00200	<0.00200	---	---
Boron	mg/l	---	---	---	---	---	---	---	---	186.667	TRC	---	---	186.667	TRC	---	<0.0400	---	---	---
Cadmium	mg/l	0.05	---	0.00757	DIS	0.00261	DIS	0.00026	DIS	0.7	TRC	0.084	TRC	0.7	TRC	<0.00020	<0.00020	<0.00020	---	---
Calcium	mg/l	---	---	---	---	---	---	---	---	---	---	---	---	---	---	---	8.97	---	---	---
Chromium	mg/l	1	---	---	---	---	---	---	---	---	---	---	---	---	---	<0.00600	---	<0.00600	---	---
Chromium, Hexavalent‡	mg/l	---	---	0.034	DIS	0.016	DIS	0.011	DIS	2.8	TRC	0.15	TRC	2.8	TRC	<0.00600	---	<0.00600	---	---
Chromium, Trivalent‡	mg/l	---	---	0.75569	TRC	0.22523	TRC	0.0293	TRC	1400	TRC	75	TRC	1400	TRC	<0.00600	---	<0.00600	---	---
Cobalt	mg/l	---	---	---	---	---	---	---	---	---	---	---	---	---	---	---	<0.00600	---	---	---

Station Name	DCT 6.6 W
Sample ID	RESE-1001192
Sample Date	2/16/2005 10:15:00 AM
Basin	Devils Canyon Watershed
Sub-basin	Devils Canyon Tributary
QC Type	Original data

Surface Water Hydrochemical Data

MONTGOMERY & ASSOCIATES

Parameters and Constituents		Standards														Results				
Name	Units	AZ Agricultural Livestock Watering		AZ Aquatic and Wildlife - Ephemeral Acute		AZ Aquatic and Wildlife - Warm Water Acute		AZ Aquatic and Wildlife - Warm Water Chronic		AZ Full Body Contact		AZ Fish Consumption		AZ Partial Body Contact		Dissolved Results	Total Results	Total Recoverable Results	Field Results	Use Exceeded
		Standard	Fraction	Standard	Fraction	Standard	Fraction	Standard	Fraction	Standard	Fraction	Standard	Fraction	Standard	Fraction					
Metals																				
Copper	mg/l	0.5	TRC	0.008	DIS	0.00462	DIS	0.0034	DIS	1.3	TRC	---	---	1.3	TRC	<0.01000	<0.01000	<0.01000	---	AZ Aquatic and Wildlife - Ephemeral Acute* AZ Aquatic and Wildlife - Warm Water Acute* AZ Aquatic and Wildlife - Warm Water Chronic*
Iron	mg/l	---	---	---	---	---	---	1	DIS	---	---	---	---	---	---	---	0.146	---	---	---
Lead	mg/l	0.1	TRC	0.03893	DIS	0.01845	DIS	0.00072	DIS	0.015	TRC	---	---	0.015	TRC	<0.00300	<0.00300	<0.00300	---	AZ Aquatic and Wildlife - Warm Water Chronic*
Magnesium	mg/l	---	---	---	---	---	---	---	---	---	---	---	---	---	---	---	2.37	---	---	---
Manganese	mg/l	---	---	---	---	---	---	---	---	130.66701	---	---	---	130.66701	---	---	---	<0.00400	---	---
Mercury	mg/l	0.01	TRC	0.005	DIS	0.0024	DIS	0.00001	DIS	0.28	TRC	---	---	0.28	TRC	<0.00020	<0.00020	---	---	AZ Aquatic and Wildlife - Warm Water Chronic*
Molybdenum	mg/l	---	---	---	---	---	---	---	---	---	---	---	---	---	---	---	<0.00800	---	---	---
Nickel	mg/l	---	---	1.5943	DIS	0.1795	DIS	0.0199	DIS	28	TRC	0.511	TRC	28	TRC	<0.0100	---	<0.0100	---	---
Potassium	mg/l	---	---	---	---	---	---	---	---	---	---	---	---	---	---	---	1.38	---	---	---
Selenium	mg/l	0.05	TRC	0.033	TRC	---	---	0.002	TRC	4.667	TRC	0.667	TRC	4.667	TRC	---	<0.00300	<0.00300	---	AZ Aquatic and Wildlife - Warm Water Chronic*
Silver	mg/l	---	---	0.00046	DIS	0.00046	DIS	---	---	4.667	TRC	8	TRC	4.667	TRC	<0.00010	<0.00010	<0.00010	---	---
Sodium	mg/l	---	---	---	---	---	---	---	---	---	---	---	---	---	---	---	6.78	---	---	---
Thallium	mg/l	---	---	---	---	0.7	DIS	0.15	DIS	0.075	TRC	0.001	TRC	0.075	TRC	<0.00200	<0.00200	---	---	AZ Fish Consumption*
Zinc	mg/l	25	TRC	0.42571	DIS	0.04486	DIS	0.04486	DIS	280	TRC	5.106	TRC	280	TRC	<0.01000	<0.01000	<0.01000	---	---
Other																				
Anions (Laboratory)	meq/l	---	---	---	---	---	---	---	---	---	---	---	---	---	---	---	0.970	---	---	---
Cations (Laboratory)	meq/l	---	---	---	---	---	---	---	---	---	---	---	---	---	---	---	1.03	---	---	---
Ion Balance (Laboratory)	%	---	---	---	---	---	---	---	---	---	---	---	---	---	---	---	3.00	---	---	---
Total Dissolved Solids (Calc by Lab)	mg/l	---	---	---	---	---	---	---	---	---	---	---	---	---	---	---	96.5	---	---	---

The hardness value used for calculation of hardness-dependent standards is the hardness of the sample itself, not the hardness of a receiving water.
* Detection limit exceeds standard
‡ For comparison only - no analysis exists

Station Name	DCT 6.6 W
Sample ID	RESE-1001214
Sample Date	5/17/2005 8:20:00 AM
Basin	Devils Canyon Watershed
Sub-basin	Devils Canyon Tributary
QC Type	Original data

Surface Water Hydrochemical Data

MONTGOMERY & ASSOCIATES

Parameters and Constituents		Standards														Results				
Name	Units	AZ Agricultural Livestock Watering		AZ Aquatic and Wildlife - Ephemeral Acute		AZ Aquatic and Wildlife - Warm Water Acute		AZ Aquatic and Wildlife - Warm Water Chronic		AZ Full Body Contact		AZ Fish Consumption		AZ Partial Body Contact		Dissolved Results	Total Results	Total Recoverable Results	Field Results	Use Exceeded
		Standard	Fraction	Standard	Fraction	Standard	Fraction	Standard	Fraction	Standard	Fraction	Standard	Fraction	Standard	Fraction					
Bacteria																				
E. Coli	MPN/100ml	---	---	---	---	---	---	---	---	235	---	---	---	575	---	---	<2.0	---	---	---
Total Coliforms	MPN/100ml	---	---	---	---	---	---	---	---	---	---	---	---	---	---	---	110	---	---	---
Field Parameters																				
Dissolved oxygen	mg/l	---	---	---	---	6	---	6	---	---	---	---	---	---	---	---	---	---	2.39	AZ Aquatic and Wildlife - Warm Water Acute† AZ Aquatic and Wildlife - Warm Water Chronic†
Flow Rate	gallons/minute	---	---	---	---	---	---	---	---	---	---	---	---	---	---	---	---	---	0.500 j	---
pH (Field)	s.u.	6.5 - 9	---	6.5 - 9	---	6.5 - 9	---	6.5 - 9	---	6.5 - 9	---	---	---	6.5 - 9	---	---	---	---	7.30	---
Specific Conductance (Field)	uS/cm	---	---	---	---	---	---	---	---	---	---	---	---	---	---	---	---	---	303.2	---
Temperature (Field)	Deg C	---	---	---	---	---	---	---	---	---	---	---	---	---	---	---	---	---	18.10	---
Turbidity (Field)	NTUs	---	---	---	---	---	---	---	---	---	---	---	---	---	---	---	---	---	0.51	---
Inorganics																				
Alkalinity (as CaCO3)	mg/l	---	---	---	---	---	---	---	---	---	---	---	---	---	---	---	149.0	---	---	---
Bicarbonate (Calculated by M&A)	mg/l	---	---	---	---	---	---	---	---	---	---	---	---	---	---	---	181.8	---	---	---
Bicarbonate Alkalinity (as CaCO3)	mg/l	---	---	---	---	---	---	---	---	---	---	---	---	---	---	---	149.0	---	---	---
Bromide	mg/l	---	---	---	---	---	---	---	---	---	---	---	---	---	---	---	<0.100	---	---	---
Carbonate (Calculated by M&A)	mg/l	---	---	---	---	---	---	---	---	---	---	---	---	---	---	---	--	---	---	---
Carbonate Alkalinity (as CaCO3)	mg/l	---	---	---	---	---	---	---	---	---	---	---	---	---	---	---	<1.00	---	---	---
Chloride	mg/l	---	---	---	---	---	---	---	---	---	---	---	---	---	---	---	8.15	---	---	---
Fluoride	mg/l	---	---	---	---	---	---	---	---	140	---	---	---	140	---	---	0.249	---	---	---
Hardness (as CaCO3)	mg/l	---	---	---	---	---	---	---	---	---	---	---	---	---	---	---	105.0	---	---	---
Nitrate as N	mg/l	---	---	---	---	---	---	---	---	3733.33	---	---	---	3733.33	---	---	<0.10	---	---	---
Nitrate+Nitrite as N	mg/l	---	---	---	---	---	---	---	---	---	---	---	---	---	---	---	<0.20	---	---	---
Nitrate+Nitrite as N (calculated by M&A)	mg/l	---	---	---	---	---	---	---	---	3733.33	---	---	---	3733.33	---	---	--	---	---	---
Nitrite as N	mg/l	---	---	---	---	---	---	---	---	233.33	---	---	---	233.33	---	---	<0.10	---	---	---
Ortho-Phosphate	mg/l	---	---	---	---	---	---	---	---	---	---	---	---	---	---	---	<0.50	---	---	---
Silica	mg/l	---	---	---	---	---	---	---	---	---	---	---	---	---	---	---	86.2	---	---	---
Sulfate	mg/l	---	---	---	---	---	---	---	---	---	---	---	---	---	---	---	4.82	---	---	---
Sulfide	mg/l	---	---	---	---	---	---	---	---	---	---	---	---	---	---	---	<1.00	---	---	---
Lab Parameters																				
Color	Color Units	---	---	---	---	---	---	---	---	---	---	---	---	---	---	---	<1.0	---	---	---
Total Dissolved Solids (Laboratory)	mg/l	---	---	---	---	---	---	---	---	---	---	---	---	---	---	---	245.0	---	---	---
Total Suspended Solids	mg/l	---	---	---	---	---	---	---	---	---	---	---	---	---	---	---	<5.00	---	---	---
Metals																				
Aluminum	mg/l	---	---	---	---	---	---	---	---	---	---	---	---	---	---	---	0.041	---	---	---
Antimony	mg/l	---	---	---	---	0.088	DIS	0.03	DIS	0.747	TRC	0.64	TRC	0.747	TRC	<0.00300	<0.00300	<0.00300	---	---
Arsenic	mg/l	0.2	TRC	0.44	DIS	0.34	DIS	0.15	DIS	0.03	TRC	0.08	TRC	0.28	TRC	0.00480	0.00500	0.00490	---	---
Barium	mg/l	---	---	---	---	---	---	---	---	98	TRC	---	---	98	TRC	0.0253	---	---	---	---
Beryllium	mg/l	---	---	---	---	---	---	---	---	1.867	TRC	0.084	TRC	1.867	TRC	<0.00200	<0.00200	<0.00200	---	---
Boron	mg/l	---	---	---	---	---	---	---	---	186.667	TRC	---	---	186.667	TRC	---	<0.0400	---	---	---
Cadmium	mg/l	0.05	---	0.02391	DIS	0.00825	DIS	0.00058	DIS	0.7	TRC	0.084	TRC	0.7	TRC	<0.00020	<0.00020	<0.00020	---	---
Calcium	mg/l	---	---	---	---	---	---	---	---	---	---	---	---	---	---	---	30.50	---	---	---
Chromium	mg/l	1	---	---	---	---	---	---	---	---	---	---	---	---	---	<0.00600	---	<0.00600	---	---
Chromium, Hexavalent‡	mg/l	---	---	0.034	DIS	0.016	DIS	0.011	DIS	2.8	TRC	0.15	TRC	2.8	TRC	<0.00600	---	<0.00600	---	---
Chromium, Trivalent‡	mg/l	---	---	1.98958	TRC	0.59299	TRC	0.07714	TRC	1400	TRC	75	TRC	1400	TRC	<0.00600	---	<0.00600	---	---
Cobalt	mg/l	---	---	---	---	---	---	---	---	---	---	---	---	---	---	---	<0.00600	---	---	---
Copper	mg/l	0.5	TRC	0.02436	DIS	0.01407	DIS	0.00934	DIS	1.3	TRC	---	---	1.3	TRC	0.01100	<0.01000	<0.01000	---	AZ Aquatic and Wildlife - Warm Water Chronic

Station Name	DCT 6.6 W
Sample ID	RESE-1001214
Sample Date	5/17/2005 8:20:00 AM
Basin	Devils Canyon Watershed
Sub-basin	Devils Canyon Tributary
QC Type	Original data

Surface Water Hydrochemical Data

MONTGOMERY & ASSOCIATES

Parameters and Constituents		Standards														Results				
Name	Units	AZ Agricultural Livestock Watering		AZ Aquatic and Wildlife - Ephemeral Acute		AZ Aquatic and Wildlife - Warm Water Acute		AZ Aquatic and Wildlife - Warm Water Chronic		AZ Full Body Contact		AZ Fish Consumption		AZ Partial Body Contact		Dissolved Results	Total Results	Total Recoverable Results	Field Results	Use Exceeded
		Standard	Fraction	Standard	Fraction	Standard	Fraction	Standard	Fraction	Standard	Fraction	Standard	Fraction	Standard	Fraction					
Metals																				
Iron	mg/l	---	---	---	---	---	---	1	DIS	---	---	---	---	---	---	---	0.403	---	---	---
Lead	mg/l	0.1	TRC	0.14373	DIS	0.0681	DIS	0.00265	DIS	0.015	TRC	---	---	0.015	TRC	<0.00300	<0.00300	<0.00300	---	AZ Aquatic and Wildlife - Warm Water Chronic*
Magnesium	mg/l	---	---	---	---	---	---	---	---	---	---	---	---	---	---	---	6.97	---	---	---
Manganese	mg/l	---	---	---	---	---	---	---	---	130.66701	---	---	---	130.66701	---	---	---	0.15200	---	---
Mercury	mg/l	0.01	TRC	0.005	DIS	0.0024	DIS	0.00001	DIS	0.28	TRC	---	---	0.28	TRC	<0.00020	<0.00020	---	---	AZ Aquatic and Wildlife - Warm Water Chronic*
Molybdenum	mg/l	---	---	---	---	---	---	---	---	---	---	---	---	---	---	---	<0.00800	---	---	---
Nickel	mg/l	---	---	4.3336	DIS	0.488	DIS	0.0542	DIS	28	TRC	0.511	TRC	28	TRC	<0.0100	---	<0.0100	---	---
Potassium	mg/l	---	---	---	---	---	---	---	---	---	---	---	---	---	---	---	1.50	---	---	---
Selenium	mg/l	0.05	TRC	0.033	TRC	---	---	0.002	TRC	4.667	TRC	0.667	TRC	4.667	TRC	---	<0.00300	<0.00300	---	AZ Aquatic and Wildlife - Warm Water Chronic*
Silver	mg/l	---	---	0.0035	DIS	0.0035	DIS	---	---	4.667	TRC	8	TRC	4.667	TRC	<0.00010	<0.00010	<0.00010	---	---
Sodium	mg/l	---	---	---	---	---	---	---	---	---	---	---	---	---	---	---	26.10	---	---	---
Thallium	mg/l	---	---	---	---	0.7	DIS	0.15	DIS	0.075	TRC	0.001	TRC	0.075	TRC	<0.00200	<0.00200	---	---	AZ Fish Consumption*
Zinc	mg/l	25	TRC	1.15893	DIS	0.12213	DIS	0.12213	DIS	280	TRC	5.106	TRC	280	TRC	<0.01000	0.01700	<0.01000	---	---
Other																				
Anions (Laboratory)	meq/l	---	---	---	---	---	---	---	---	---	---	---	---	---	---	---	3.320	---	---	---
Cations (Laboratory)	meq/l	---	---	---	---	---	---	---	---	---	---	---	---	---	---	---	3.29	---	---	---
Ion Balance (Laboratory)	%	---	---	---	---	---	---	---	---	---	---	---	---	---	---	---	-0.50	---	---	---
Total Dissolved Solids (Calc by Lab)	mg/l	---	---	---	---	---	---	---	---	---	---	---	---	---	---	---	277.0	---	---	---

The hardness value used for calculation of hardness-dependent standards is the hardness of the sample itself, not the hardness of a receiving water.
* Detection limit exceeds standard
† Exceedance is considered less than regulatory limit
‡ For comparison only - no analysis exists

Station Name	DCT 6.6 W
Sample ID	RESE-1001232
Sample Date	9/7/2005 12:00:00 PM
Basin	Devils Canyon Watershed
Sub-basin	Devils Canyon Tributary
QC Type	Original data

Surface Water Hydrochemical Data

MONTGOMERY & ASSOCIATES

Parameters and Constituents		Standards														Results				
Name	Units	AZ Agricultural Livestock Watering		AZ Aquatic and Wildlife - Ephemeral Acute		AZ Aquatic and Wildlife - Warm Water Acute		AZ Aquatic and Wildlife - Warm Water Chronic		AZ Full Body Contact		AZ Fish Consumption		AZ Partial Body Contact		Dissolved Results	Total Results	Total Recoverable Results	Field Results	Use Exceeded
		Standard	Fraction	Standard	Fraction	Standard	Fraction	Standard	Fraction	Standard	Fraction	Standard	Fraction	Standard	Fraction					
Bacteria																				
E. Coli	MPN/100ml	---	---	---	---	---	---	---	---	235	---	---	---	575	---	---	2.0	---	---	---
Total Coliforms	MPN/100ml	---	---	---	---	---	---	---	---	---	---	---	---	---	---	---	220	---	---	---
Field Parameters																				
Dissolved oxygen	mg/l	---	---	---	---	6	---	6	---	---	---	---	---	---	---	---	---	---	2.65	AZ Aquatic and Wildlife - Warm Water Acute† AZ Aquatic and Wildlife - Warm Water Chronic†
Flow Rate	gallons/minute	---	---	---	---	---	---	---	---	---	---	---	---	---	---	---	---	---	0.000	---
pH (Field)	s.u.	6.5 - 9	---	6.5 - 9	---	6.5 - 9	---	6.5 - 9	---	6.5 - 9	---	---	---	6.5 - 9	---	---	---	---	6.80	---
Specific Conductance (Field)	uS/cm	---	---	---	---	---	---	---	---	---	---	---	---	---	---	---	---	---	297.6	---
Temperature (Field)	Deg C	---	---	---	---	---	---	---	---	---	---	---	---	---	---	---	---	---	23.50	---
Turbidity (Field)	NTUs	---	---	---	---	---	---	---	---	---	---	---	---	---	---	---	---	---	0.39	---
Inorganics																				
Alkalinity (as CaCO3)	mg/l	---	---	---	---	---	---	---	---	---	---	---	---	---	---	---	142.0	---	---	---
Bicarbonate (Calculated by M&A)	mg/l	---	---	---	---	---	---	---	---	---	---	---	---	---	---	---	173.2	---	---	---
Bicarbonate Alkalinity (as CaCO3)	mg/l	---	---	---	---	---	---	---	---	---	---	---	---	---	---	---	142.0	---	---	---
Bromide	mg/l	---	---	---	---	---	---	---	---	---	---	---	---	---	---	---	0.113	---	---	---
Carbonate (Calculated by M&A)	mg/l	---	---	---	---	---	---	---	---	---	---	---	---	---	---	---	--	---	---	---
Carbonate Alkalinity (as CaCO3)	mg/l	---	---	---	---	---	---	---	---	---	---	---	---	---	---	---	<1.00	---	---	---
Chloride	mg/l	---	---	---	---	---	---	---	---	---	---	---	---	---	---	---	7.56	---	---	---
Fluoride	mg/l	---	---	---	---	---	---	---	---	140	---	---	---	140	---	---	0.370	---	---	---
Hardness (as CaCO3)	mg/l	---	---	---	---	---	---	---	---	---	---	---	---	---	---	---	99.9	---	---	---
Nitrate as N	mg/l	---	---	---	---	---	---	---	---	3733.33	---	---	---	3733.33	---	---	<0.10	---	---	---
Nitrate+Nitrite as N	mg/l	---	---	---	---	---	---	---	---	---	---	---	---	---	---	---	<0.20	---	---	---
Nitrate+Nitrite as N (calculated by M&A)	mg/l	---	---	---	---	---	---	---	---	3733.33	---	---	---	3733.33	---	---	--	---	---	---
Nitrite as N	mg/l	---	---	---	---	---	---	---	---	233.33	---	---	---	233.33	---	---	<0.10	---	---	---
Ortho-Phosphate	mg/l	---	---	---	---	---	---	---	---	---	---	---	---	---	---	---	<0.50	---	---	---
Silica	mg/l	---	---	---	---	---	---	---	---	---	---	---	---	---	---	---	85.3	---	---	---
Sulfate	mg/l	---	---	---	---	---	---	---	---	---	---	---	---	---	---	---	7.40	---	---	---
Sulfide	mg/l	---	---	---	---	---	---	---	---	---	---	---	---	---	---	---	<1.00	---	---	---
Lab Parameters																				
Color	Color Units	---	---	---	---	---	---	---	---	---	---	---	---	---	---	---	10.0	---	---	---
Total Dissolved Solids (Laboratory)	mg/l	---	---	---	---	---	---	---	---	---	---	---	---	---	---	---	239.0	---	---	---
Total Suspended Solids	mg/l	---	---	---	---	---	---	---	---	---	---	---	---	---	---	---	<5.00	---	---	---
Metals																				
Aluminum	mg/l	---	---	---	---	---	---	---	---	---	---	---	---	---	---	---	0.072	---	---	---
Antimony	mg/l	---	---	---	---	0.088	DIS	0.03	DIS	0.747	TRC	0.64	TRC	0.747	TRC	<0.00300	<0.00300	<0.00300	---	---
Arsenic	mg/l	0.2	TRC	0.44	DIS	0.34	DIS	0.15	DIS	0.03	TRC	0.08	TRC	0.28	TRC	0.00480	0.00460	0.00420	---	---
Barium	mg/l	---	---	---	---	---	---	---	---	98	TRC	---	---	98	TRC	0.0306	---	---	---	---
Beryllium	mg/l	---	---	---	---	---	---	---	---	1.867	TRC	0.084	TRC	1.867	TRC	<0.00200	<0.00200	<0.00200	---	---
Boron	mg/l	---	---	---	---	---	---	---	---	186.667	TRC	---	---	186.667	TRC	---	<0.0400	---	---	---
Cadmium	mg/l	0.05	---	0.02278	DIS	0.00786	DIS	0.00056	DIS	0.7	TRC	0.084	TRC	0.7	TRC	<0.00008	<0.00010	<0.00020	---	---
Calcium	mg/l	---	---	---	---	---	---	---	---	---	---	---	---	---	---	---	29.00	---	---	---
Chromium	mg/l	1	---	---	---	---	---	---	---	---	---	---	---	---	---	<0.00600	---	<0.00600	---	---
Chromium, Hexavalent‡	mg/l	---	---	0.034	DIS	0.016	DIS	0.011	DIS	2.8	TRC	0.15	TRC	2.8	TRC	<0.00600	---	<0.00600	---	---
Chromium, Trivalent‡	mg/l	---	---	1.91008	TRC	0.5693	TRC	0.07405	TRC	1400	TRC	75	TRC	1400	TRC	<0.00600	---	<0.00600	---	---
Cobalt	mg/l	---	---	---	---	---	---	---	---	---	---	---	---	---	---	---	<0.00600	---	---	---
Copper	mg/l	0.5	TRC	0.02324	DIS	0.01343	DIS	0.00895	DIS	1.3	TRC	---	---	1.3	TRC	<0.01000	<0.01000	<0.01000	---	AZ Aquatic and Wildlife - Warm Water Chronic*

Station Name	DCT 6.6 W
Sample ID	RESE-1001232
Sample Date	9/7/2005 12:00:00 PM
Basin	Devils Canyon Watershed
Sub-basin	Devils Canyon Tributary
QC Type	Original data

Surface Water Hydrochemical Data

MONTGOMERY & ASSOCIATES

Parameters and Constituents		Standards														Results				
Name	Units	AZ Agricultural Livestock Watering		AZ Aquatic and Wildlife - Ephemeral Acute		AZ Aquatic and Wildlife - Warm Water Acute		AZ Aquatic and Wildlife - Warm Water Chronic		AZ Full Body Contact		AZ Fish Consumption		AZ Partial Body Contact		Dissolved Results	Total Results	Total Recoverable Results	Field Results	Use Exceeded
		Standard	Fraction	Standard	Fraction	Standard	Fraction	Standard	Fraction	Standard	Fraction	Standard	Fraction	Standard	Fraction					
Metals																				
Iron	mg/l	---	---	---	---	---	---	1	DIS	---	---	---	---	---	---	---	0.090	---	---	---
Lead	mg/l	0.1	TRC	0.13615	DIS	0.06451	DIS	0.00251	DIS	0.015	TRC	---	---	0.015	TRC	<0.00300	<0.00300	<0.00300	---	AZ Aquatic and Wildlife - Warm Water Chronic*
Magnesium	mg/l	---	---	---	---	---	---	---	---	---	---	---	---	---	---	---	6.70	---	---	---
Manganese	mg/l	---	---	---	---	---	---	---	---	130.66701	---	---	---	130.66701	---	---	---	0.01850	---	---
Mercury	mg/l	0.01	TRC	0.005	DIS	0.0024	DIS	0.00001	DIS	0.28	TRC	---	---	0.28	TRC	<0.00020	<0.00020	---	---	AZ Aquatic and Wildlife - Warm Water Chronic*
Molybdenum	mg/l	---	---	---	---	---	---	---	---	---	---	---	---	---	---	---	<0.00800	---	---	---
Nickel	mg/l	---	---	4.1548	DIS	0.4678	DIS	0.052	DIS	28	TRC	0.511	TRC	28	TRC	<0.0100	---	<0.0100	---	---
Potassium	mg/l	---	---	---	---	---	---	---	---	---	---	---	---	---	---	---	1.64	---	---	---
Selenium	mg/l	0.05	TRC	0.033	TRC	---	---	0.002	TRC	4.667	TRC	0.667	TRC	4.667	TRC	---	<0.00300	<0.00300	---	AZ Aquatic and Wildlife - Warm Water Chronic*
Silver	mg/l	---	---	0.00321	DIS	0.00321	DIS	---	---	4.667	TRC	8	TRC	4.667	TRC	<0.00010	<0.00010	<0.00010	---	---
Sodium	mg/l	---	---	---	---	---	---	---	---	---	---	---	---	---	---	---	25.00	---	---	---
Thallium	mg/l	---	---	---	---	0.7	DIS	0.15	DIS	0.075	TRC	0.001	TRC	0.075	TRC	<0.00200	<0.00200	---	---	AZ Fish Consumption*
Zinc	mg/l	25	TRC	1.11106	DIS	0.11708	DIS	0.11708	DIS	280	TRC	5.106	TRC	280	TRC	<0.01000	<0.01000	<0.01000	---	---

The hardness value used for calculation of hardness-dependent standards is the hardness of the sample itself, not the hardness of a receiving water.
* Detection limit exceeds standard
† Exceedance is considered less than regulatory limit
‡ For comparison only - no analysis exists

Station Name	DCT 6.6 W
Sample ID	RESE-1002234
Sample Date	5/4/2012 11:30:00 AM
Basin	Devils Canyon Watershed
Sub-basin	Devils Canyon Tributary
QC Type	Original data

Surface Water Hydrochemical Data

MONTGOMERY & ASSOCIATES

Parameters and Constituents		Standards														Results				
Name	Units	AZ Agricultural Livestock Watering		AZ Aquatic and Wildlife - Ephemeral Acute		AZ Aquatic and Wildlife - Warm Water Acute		AZ Aquatic and Wildlife - Warm Water Chronic		AZ Full Body Contact		AZ Fish Consumption		AZ Partial Body Contact		Dissolved Results	Total Results	Total Recoverable Results	Field Results	Use Exceeded
		Standard	Fraction	Standard	Fraction	Standard	Fraction	Standard	Fraction	Standard	Fraction	Standard	Fraction	Standard	Fraction					
Field Parameters																				
Flow Rate	gallons/minute	---	---	---	---	---	---	---	---	---	---	---	---	---	---	---	---	---	2.000 j	---
pH (Field)	s.u.	6.5 - 9	---	6.5 - 9	---	6.5 - 9	---	6.5 - 9	---	6.5 - 9	---	---	---	6.5 - 9	---	---	---	---	7.55	---
Specific Conductance (Field)	uS/cm	---	---	---	---	---	---	---	---	---	---	---	---	---	---	---	---	---	339.0	---
Temperature (Field)	Deg C	---	---	---	---	---	---	---	---	---	---	---	---	---	---	---	---	---	25.14	---
Inorganics																				
Alkalinity (as CaCO3)	mg/l	---	---	---	---	---	---	---	---	---	---	---	---	---	---	---	166.0	---	---	---
Bicarbonate (Calculated by M&A)	mg/l	---	---	---	---	---	---	---	---	---	---	---	---	---	---	---	202.5	---	---	---
Bicarbonate Alkalinity (as CaCO3)	mg/l	---	---	---	---	---	---	---	---	---	---	---	---	---	---	---	166.0	---	---	---
Bromide	mg/l	---	---	---	---	---	---	---	---	---	---	---	---	---	---	---	0.100	---	---	---
Carbonate (Calculated by M&A)	mg/l	---	---	---	---	---	---	---	---	---	---	---	---	---	---	---	--	---	---	---
Carbonate Alkalinity (as CaCO3)	mg/l	---	---	---	---	---	---	---	---	---	---	---	---	---	---	---	<1.00	---	---	---
Chloride	mg/l	---	---	---	---	---	---	---	---	---	---	---	---	---	---	---	9.21	---	---	---
Fluoride	mg/l	---	---	---	---	---	---	---	---	140	---	---	---	140	---	---	0.450	---	---	---
Hardness (as CaCO3)	mg/l	---	---	---	---	---	---	---	---	---	---	---	---	---	---	---	---	115.0	---	---
Silica	mg/l	---	---	---	---	---	---	---	---	---	---	---	---	---	---	96.5	---	---	---	---
Sulfate	mg/l	---	---	---	---	---	---	---	---	---	---	---	---	---	---	---	1.26	---	---	---
Lab Parameters																				
Total Dissolved Solids (Laboratory)	mg/l	---	---	---	---	---	---	---	---	---	---	---	---	---	---	---	249.0 j	---	---	---
Total Suspended Solids	mg/l	---	---	---	---	---	---	---	---	---	---	---	---	---	---	---	18.00	---	---	---
Metals																				
Aluminum	mg/l	---	---	---	---	---	---	---	---	---	---	---	---	---	---	<0.0808	---	---	---	---
Antimony	mg/l	---	---	---	---	0.088	DIS	0.03	DIS	0.747	TRC	0.64	TRC	0.747	TRC	<0.00012	---	<0.00015	---	---
Arsenic	mg/l	0.2	TRC	0.44	DIS	0.34	DIS	0.15	DIS	0.03	TRC	0.08	TRC	0.28	TRC	<0.00670	---	<0.00330	---	---
Barium	mg/l	---	---	---	---	---	---	---	---	98	TRC	---	---	98	TRC	---	---	0.0325	---	---
Beryllium	mg/l	---	---	---	---	---	---	---	---	1.867	TRC	0.084	TRC	1.867	TRC	---	---	<0.00031	---	---
Boron	mg/l	---	---	---	---	---	---	---	---	186.667	TRC	---	---	186.667	TRC	---	---	<0.0200	---	---
Cadmium	mg/l	0.05	---	0.08761	DIS	0.03023	DIS	0.00147	DIS	0.7	TRC	0.084	TRC	0.7	TRC	<0.000014	---	<0.00029	---	---
Calcium	mg/l	---	---	---	---	---	---	---	---	---	---	---	---	---	---	---	---	33.10	---	---
Chromium	mg/l	1	---	---	---	---	---	---	---	---	---	---	---	---	---	---	---	0.00160 j	---	---
Chromium, Hexavalent‡	mg/l	---	---	0.034	DIS	0.016	DIS	0.011	DIS	2.8	TRC	0.15	TRC	2.8	TRC	---	---	0.00160 j	---	---
Chromium, Trivalent‡	mg/l	---	---	5.9497	TRC	1.7733	TRC	0.23067	TRC	1400	TRC	75	TRC	1400	TRC	---	---	0.00160 j	---	---
Cobalt	mg/l	---	---	---	---	---	---	---	---	---	---	---	---	---	---	<0.00140	---	---	---	---
Copper	mg/l	0.5	TRC	0.08588	DIS	0.04962	DIS	0.02928	DIS	1.3	TRC	---	---	1.3	TRC	0.00110	---	0.00330 j	---	---
Iron	mg/l	---	---	---	---	---	---	1	DIS	---	---	---	---	---	---	0.0235 j	---	---	---	---
Lead	mg/l	0.1	TRC	0.59271	DIS	0.28085	DIS	0.01094	DIS	0.015	TRC	---	---	0.015	TRC	<0.000059	---	0.00027 jd	---	---
Magnesium	mg/l	---	---	---	---	---	---	---	---	---	---	---	---	---	---	---	---	7.91	---	---
Manganese	mg/l	---	---	---	---	---	---	---	---	130.66701	---	---	---	130.66701	---	0.10000	---	0.17000	---	---
Mercury	mg/l	0.01	TRC	0.005	DIS	0.0024	DIS	0.00001	DIS	0.28	TRC	---	---	0.28	TRC	---	<0.000054	---	---	AZ Aquatic and Wildlife - Warm Water Chronic*
Molybdenum	mg/l	---	---	---	---	---	---	---	---	---	---	---	---	---	---	<0.00210	---	---	---	---
Nickel	mg/l	---	---	13.4358	DIS	1.5129	DIS	0.168	DIS	28	TRC	0.511	TRC	28	TRC	0.0018	---	<0.0020	---	---
Potassium	mg/l	---	---	---	---	---	---	---	---	---	---	---	---	---	---	---	---	1.69	---	---
Selenium	mg/l	0.05	TRC	0.033	TRC	---	---	0.002	TRC	4.667	TRC	0.667	TRC	4.667	TRC	0.00034 j+	---	<0.00028	---	---
Silver	mg/l	---	---	0.03491	DIS	0.03491	DIS	---	---	4.667	TRC	8	TRC	4.667	TRC	<0.000014	---	<0.00070	---	---
Sodium	mg/l	---	---	---	---	---	---	---	---	---	---	---	---	---	---	---	---	27.60	---	---
Strontium (by isotope dilution)	ppm	---	---	---	---	---	---	---	---	---	---	---	---	---	---	---	0.1787	---	---	---

Station Name	DCT 6.6 W
Sample ID	RESE-1002234
Sample Date	5/4/2012 11:30:00 AM
Basin	Devils Canyon Watershed
Sub-basin	Devils Canyon Tributary
QC Type	Original data

Surface Water Hydrochemical Data

MONTGOMERY & ASSOCIATES

Parameters and Constituents		Standards														Results				
Name	Units	AZ Agricultural Livestock Watering		AZ Aquatic and Wildlife - Ephemeral Acute		AZ Aquatic and Wildlife - Warm Water Acute		AZ Aquatic and Wildlife - Warm Water Chronic		AZ Full Body Contact		AZ Fish Consumption		AZ Partial Body Contact		Dissolved Results	Total Results	Total Recoverable Results	Field Results	Use Exceeded
		Standard	Fraction	Standard	Fraction	Standard	Fraction	Standard	Fraction	Standard	Fraction	Standard	Fraction	Standard	Fraction					
Metals																				
Thallium	mg/l	---	---	---	---	0.7	DIS	0.15	DIS	0.075	TRC	0.001	TRC	0.075	TRC	<0.000008	---	<0.000009	---	---
Zinc	mg/l	25	TRC	3.5994	DIS	0.3793	DIS	0.3793	DIS	280	TRC	5.106	TRC	280	TRC	<0.00260	---	<0.00130	---	---
Radiogenic Isotopes																				
Carbon 14	pmC	---	---	---	---	---	---	---	---	---	---	---	---	---	---	---	95.86	---	---	---
Strontium 87/86	none	---	---	---	---	---	---	---	---	---	---	---	---	---	---	---	0.709715	---	---	---
Tritium	TU	---	---	---	---	---	---	---	---	---	---	---	---	---	---	---	<1.00	---	---	---
Stable Isotopes																				
Delta Carbon-13 of DIC	per mil	---	---	---	---	---	---	---	---	---	---	---	---	---	---	---	-15.6	---	---	---
Delta Deuterium	per mil	---	---	---	---	---	---	---	---	---	---	---	---	---	---	---	-69.7	---	---	---
Delta Oxygen-18	per mil	---	---	---	---	---	---	---	---	---	---	---	---	---	---	---	-10.14	---	---	---
Delta Oxygen-18 of Sulfate	per mil	---	---	---	---	---	---	---	---	---	---	---	---	---	---	---	2.0	---	---	---
Delta Sulfur-34	per mil	---	---	---	---	---	---	---	---	---	---	---	---	---	---	---	8.6	---	---	---

The hardness value used for calculation of hardness-dependent standards is the hardness of the sample itself, not the hardness of a receiving water.
* Detection limit exceeds standard
‡ For comparison only - no analysis exists

Explanation of Codes

Absent = Analyte not present
ge = Greater than or equal to reported value
i = Insufficient sample
j = Estimated value
j+ = Estimated value, high bias
j- = Estimated value, low bias
Lost = Sample lost in processing
n = Not measured
na = Not available
Present = Analyte was detected
ND = Not Detected
Not Applicable = Analyte not applicable
q = Uncertain value
r = Unusable data
< = Less than reported detection limit
> = Greater than reported value
d = Diluted. Diluted samples are indicated only when value is estimated.
LD = Laboratory duplicate
SP = Split sample
SPD = Split-Duplicate

Station Name	H 0.1 C
Sample ID	RESE-1002011
Sample Date	8/19/2008 2:30:00 PM
Basin	Devils Canyon Watershed
Sub-basin	Hackberry Canyon
QC Type	Original data

Surface Water Hydrochemical Data

MONTGOMERY & ASSOCIATES

Parameters and Constituents		Standards														Results				
Name	Units	AZ Agricultural Livestock Watering		AZ Aquatic and Wildlife - Ephemeral Acute		AZ Aquatic and Wildlife - Warm Water Acute		AZ Aquatic and Wildlife - Warm Water Chronic		AZ Full Body Contact		AZ Fish Consumption		AZ Partial Body Contact		Dissolved Results	Total Results	Total Recoverable Results	Field Results	Use Exceeded
		Standard	Fraction	Standard	Fraction	Standard	Fraction	Standard	Fraction	Standard	Fraction	Standard	Fraction	Standard	Fraction					
Bacteria																				
E. Coli	none	---	---	---	---	---	---	---	---	235	---	---	---	575	---	---	Absent	---	---	---
Total Coliforms	none	---	---	---	---	---	---	---	---	---	---	---	---	---	---	---	Present	---	---	---
Field Parameters																				
Dissolved oxygen	mg/l	---	---	---	---	6	---	6	---	---	---	---	---	---	---	---	---	---	9.40	---
Flow Rate	gallons/minute	---	---	---	---	---	---	---	---	---	---	---	---	---	---	---	---	---	<0.1	---
pH (Field)	s.u.	6.5 - 9	---	6.5 - 9	---	6.5 - 9	---	6.5 - 9	---	6.5 - 9	---	---	---	6.5 - 9	---	---	---	---	9.52	AZ Agricultural Livestock Watering AZ Aquatic and Wildlife - Ephemeral Acute AZ Aquatic and Wildlife - Warm Water Acute AZ Aquatic and Wildlife - Warm Water Chronic AZ Full Body Contact AZ Partial Body Contact
Specific Conductance (Field)	uS/cm	---	---	---	---	---	---	---	---	---	---	---	---	---	---	---	---	---	172.0	---
Temperature (Field)	Deg C	---	---	---	---	---	---	---	---	---	---	---	---	---	---	---	---	---	33.10	---
Turbidity (Field)	NTUs	---	---	---	---	---	---	---	---	---	---	---	---	---	---	---	---	---	3.51	---
Inorganics																				
Alkalinity (as CaCO3)	mg/l	---	---	---	---	---	---	---	---	---	---	---	---	---	---	70.6	70.9	---	---	---
Bicarbonate (Calculated by M&A)	mg/l	---	---	---	---	---	---	---	---	---	---	---	---	---	---	37.0	---	---	---	---
Bicarbonate Alkalinity (as CaCO3)	mg/l	---	---	---	---	---	---	---	---	---	---	---	---	---	---	30.3	33.8	---	---	---
Bromide	mg/l	---	---	---	---	---	---	---	---	---	---	---	---	---	---	---	<0.100	---	---	---
Carbonate (Calculated by M&A)	mg/l	---	---	---	---	---	---	---	---	---	---	---	---	---	---	24.2	---	---	---	---
Carbonate Alkalinity (as CaCO3)	mg/l	---	---	---	---	---	---	---	---	---	---	---	---	---	---	40.3	37.0	---	---	---
Chloride	mg/l	---	---	---	---	---	---	---	---	---	---	---	---	---	---	5.78	5.92	---	---	---
Fluoride	mg/l	---	---	---	---	---	---	---	---	140	---	---	---	140	---	---	<0.100	---	---	---
Hardness (as CaCO3)	mg/l	---	---	---	---	---	---	---	---	---	---	---	---	---	---	---	57.1	---	---	---
Hydroxide Alkalinity (as CaCO3)	mg/l	---	---	---	---	---	---	---	---	---	---	---	---	---	---	<1.0	<1.0	---	---	---
Nitrate as N	mg/l	---	---	---	---	---	---	---	---	3733.33	---	---	---	3733.33	---	---	<0.20	---	---	---
Nitrate+Nitrite as N (calculated by M&A)	mg/l	---	---	---	---	---	---	---	---	3733.33	---	---	---	3733.33	---	---	--	---	---	---
Nitrite as N	mg/l	---	---	---	---	---	---	---	---	233.33	---	---	---	233.33	---	---	<0.10	---	---	---
Orthophosphate as P	mg/l	---	---	---	---	---	---	---	---	---	---	---	---	---	---	---	<0.20	---	---	---
Silica	mg/l	---	---	---	---	---	---	---	---	---	---	---	---	---	---	33.5	---	---	---	---
Sulfate	mg/l	---	---	---	---	---	---	---	---	---	---	---	---	---	---	7.54	7.55	---	---	---
Lab Parameters																				
Total Dissolved Solids (Laboratory)	mg/l	---	---	---	---	---	---	---	---	---	---	---	---	---	---	---	120 j	---	---	---
Total Suspended Solids	mg/l	---	---	---	---	---	---	---	---	---	---	---	---	---	---	---	<5.0	---	---	---
Metals																				
Aluminum	mg/l	---	---	---	---	---	---	---	---	---	---	---	---	---	---	<0.0141	---	---	---	---
Antimony	mg/l	---	---	---	---	0.088	DIS	0.03	DIS	0.747	TRC	0.64	TRC	0.747	TRC	<0.00200	<0.00040	---	---	---
Arsenic	mg/l	0.2	TRC	0.44	DIS	0.34	DIS	0.15	DIS	0.03	TRC	0.08	TRC	0.28	TRC	<0.0066	0.0074 j	---	---	---
Barium	mg/l	---	---	---	---	---	---	---	---	98	TRC	---	---	98	TRC	0.0361	---	---	---	---
Beryllium	mg/l	---	---	---	---	---	---	---	---	1.867	TRC	0.084	TRC	1.867	TRC	<0.00036	<0.00036	---	---	---
Boron	mg/l	---	---	---	---	---	---	---	---	186.667	TRC	---	---	186.667	TRC	---	0.0163 j	---	---	---
Cadmium	mg/l	0.05	---	0.087609	DIS	0.030232	DIS	0.001468	DIS	0.7	TRC	0.084	TRC	0.7	TRC	<0.000034	<0.000960	---	---	---
Calcium	mg/l	---	---	---	---	---	---	---	---	---	---	---	---	---	---	16.70	18.00	---	---	---
Chromium	mg/l	1	---	---	---	---	---	---	---	---	---	---	---	---	---	---	<0.0010	---	---	---
Chromium, Hexavalent‡	mg/l	---	---	0.034	DIS	0.016	DIS	0.011	DIS	2.8	TRC	0.15	TRC	2.8	TRC	---	<0.0010	---	---	---
Chromium, Trivalent‡	mg/l	---	---	5.9497	TRC	1.7733	TRC	0.2307	TRC	1400	TRC	75	TRC	1400	TRC	---	<0.0010	---	---	---

Station Name	H 0.1 C
Sample ID	RESE-1002011
Sample Date	8/19/2008 2:30:00 PM
Basin	Devils Canyon Watershed
Sub-basin	Hackberry Canyon
QC Type	Original data

Surface Water Hydrochemical Data

MONTGOMERY & ASSOCIATES

Parameters and Constituents		Standards														Results				
Name	Units	AZ Agricultural Livestock Watering		AZ Aquatic and Wildlife - Ephemeral Acute		AZ Aquatic and Wildlife - Warm Water Acute		AZ Aquatic and Wildlife - Warm Water Chronic		AZ Full Body Contact		AZ Fish Consumption		AZ Partial Body Contact		Dissolved Results	Total Results	Total Recoverable Results	Field Results	Use Exceeded
		Standard	Fraction	Standard	Fraction	Standard	Fraction	Standard	Fraction	Standard	Fraction	Standard	Fraction	Standard	Fraction					
Metals																				
Cobalt	mg/l	---	---	---	---	---	---	---	---	---	---	---	---	---	---	<0.00065	---	---	---	---
Copper	mg/l	0.5	TRC	0.08588	DIS	0.04962	DIS	0.02928	DIS	1.3	TRC	---	---	1.3	TRC	0.00330	0.00510 j	---	---	---
Iron	mg/l	---	---	---	---	---	---	1	DIS	---	---	---	---	---	---	<0.0202	---	---	---	---
Lead	mg/l	0.1	TRC	0.592712	DIS	0.280846	DIS	0.010944	DIS	0.015	TRC	---	---	0.015	TRC	0.000065 j	<0.000172	---	---	---
Magnesium	mg/l	---	---	---	---	---	---	---	---	---	---	---	---	---	---	2.87	2.94	---	---	---
Manganese	mg/l	---	---	---	---	---	---	---	---	130.667	---	---	---	130.667	---	0.0112	0.0262	---	---	---
Mercury	mg/l	0.01	TRC	0.005	DIS	0.0024	DIS	0.00001	DIS	0.28	TRC	---	---	0.28	TRC	<0.000064	<0.000064	---	---	AZ Aquatic and Wildlife - Warm Water Chronic*
Molybdenum	mg/l	---	---	---	---	---	---	---	---	---	---	---	---	---	---	<0.0023	---	---	---	---
Nickel	mg/l	---	---	13.43579	DIS	1.51289	DIS	0.16804	DIS	28	TRC	0.511	TRC	28	TRC	<0.00230	<0.00230	---	---	---
Potassium	mg/l	---	---	---	---	---	---	---	---	---	---	---	---	---	---	2.11	2.30	---	---	---
Selenium	mg/l	0.05	TRC	0.033	TRC	---	---	0.002	TRC	4.667	TRC	0.667	TRC	4.667	TRC	---	<0.00040	---	---	---
Silver	mg/l	---	---	0.034911	DIS	0.034911	DIS	---	---	4.667	TRC	8	TRC	4.667	TRC	<0.000017	<0.000790	---	---	---
Sodium	mg/l	---	---	---	---	---	---	---	---	---	---	---	---	---	---	10.90	11.30	---	---	---
Strontium	mg/l	---	---	---	---	---	---	---	---	---	---	---	---	---	---	0.1200	---	---	---	---
Strontium (by isotope dilution)	ppm	---	---	---	---	---	---	---	---	---	---	---	---	---	---	---	0.1256	---	---	---
Thallium	mg/l	---	---	---	---	0.7	DIS	0.15	DIS	0.075	TRC	0.001	TRC	0.075	TRC	<0.000018	<0.000072	---	---	---
Uranium	mg/l	---	---	---	---	---	---	---	---	2.8	---	---	---	2.8	---	---	<0.0003	---	---	---
Zinc	mg/l	25	TRC	3.5994	DIS	0.3793	DIS	0.3793	DIS	280	TRC	5.106	TRC	280	TRC	<0.0019	0.0078 j	---	---	---
Other																				
Dissolved Organic Carbon	mg/l	---	---	---	---	---	---	---	---	---	---	---	---	---	---	---	---	---	<5.64	---
Radiogenic Isotopes																				
Strontium 87/86	none	---	---	---	---	---	---	---	---	---	---	---	---	---	---	---	0.709784	---	---	---
Tritium	TU	---	---	---	---	---	---	---	---	---	---	---	---	---	---	---	6.60	---	---	---
Radiologicals																				
Gross Alpha	pCi/l	---	---	---	---	---	---	---	---	---	---	---	---	---	---	---	3.4	---	---	---
Gross Beta	pCi/l	---	---	---	---	---	---	---	---	---	---	---	---	---	---	---	<3.2	---	---	---
Uranium Activity (Calc 907.0)	pCi/l	---	---	---	---	---	---	---	---	---	---	---	---	---	---	---	<0.2	---	---	---
Radionuclides																				
Radium 226	pCi/l	---	---	---	---	---	---	---	---	---	---	---	---	---	---	---	<0.20	---	---	---
Radium 226 + Radium 228	pCi/l	---	---	---	---	---	---	---	---	---	---	---	---	---	---	---	--	---	---	---
Radium 228	pCi/l	---	---	---	---	---	---	---	---	---	---	---	---	---	---	---	<1.2	---	---	---
Uranium 234	pCi/l	---	---	---	---	---	---	---	---	---	---	---	---	---	---	---	<0.2	---	---	---
Uranium 235	pCi/l	---	---	---	---	---	---	---	---	---	---	---	---	---	---	---	<0.2	---	---	---
Uranium 238	pCi/l	---	---	---	---	---	---	---	---	---	---	---	---	---	---	---	<0.2	---	---	---
Stable Isotopes																				
Delta Deuterium	per mil	---	---	---	---	---	---	---	---	---	---	---	---	---	---	---	-46.0	---	---	---
Delta Oxygen-18	per mil	---	---	---	---	---	---	---	---	---	---	---	---	---	---	---	-3.50	---	---	---
Delta Oxygen-18 of Sulfate	per mil	---	---	---	---	---	---	---	---	---	---	---	---	---	---	---	13.1	---	---	---
Delta Sulfur-34	per mil	---	---	---	---	---	---	---	---	---	---	---	---	---	---	---	8.7	---	---	---

The hardness value used for calculation of hardness-dependent standards is the hardness of the sample itself, not the hardness of a receiving water.
* Detection limit exceeds standard
‡ For comparison only - no analysis exists

Station Name	H 0.1 C
Sample ID	RESE-1002028
Sample Date	11/5/2008 12:30:00 PM
Basin	Devils Canyon Watershed
Sub-basin	Hackberry Canyon
QC Type	Original data

Surface Water Hydrochemical Data

MONTGOMERY & ASSOCIATES

Parameters and Constituents		Standards														Results				
Name	Units	AZ Agricultural Livestock Watering		AZ Aquatic and Wildlife - Ephemeral Acute		AZ Aquatic and Wildlife - Warm Water Acute		AZ Aquatic and Wildlife - Warm Water Chronic		AZ Full Body Contact		AZ Fish Consumption		AZ Partial Body Contact		Dissolved Results	Total Results	Total Recoverable Results	Field Results	Use Exceeded
		Standard	Fraction	Standard	Fraction	Standard	Fraction	Standard	Fraction	Standard	Fraction	Standard	Fraction	Standard	Fraction					
Field Parameters																				
Dissolved oxygen	mg/l	---	---	---	---	6	---	6	---	---	---	---	---	---	---	---	---	---	4.89	AZ Aquatic and Wildlife - Warm Water Acute† AZ Aquatic and Wildlife - Warm Water Chronic†
Flow Rate	gallons/minute	---	---	---	---	---	---	---	---	---	---	---	---	---	---	---	---	---	<0.1	---
pH (Field)	s.u.	6.5 - 9	---	6.5 - 9	---	6.5 - 9	---	6.5 - 9	---	6.5 - 9	---	---	---	6.5 - 9	---	---	---	---	7.83	---
Specific Conductance (Field)	uS/cm	---	---	---	---	---	---	---	---	---	---	---	---	---	---	---	---	---	298.0	---
Temperature (Field)	Deg C	---	---	---	---	---	---	---	---	---	---	---	---	---	---	---	---	---	11.70	---
Turbidity (Field)	NTUs	---	---	---	---	---	---	---	---	---	---	---	---	---	---	---	---	---	0.81	---
Inorganics																				
Alkalinity (as CaCO3)	mg/l	---	---	---	---	---	---	---	---	---	---	---	---	---	---	---	140.0	---	---	---
Bicarbonate (Calculated by M&A)	mg/l	---	---	---	---	---	---	---	---	---	---	---	---	---	---	---	170.8	---	---	---
Bicarbonate Alkalinity (as CaCO3)	mg/l	---	---	---	---	---	---	---	---	---	---	---	---	---	---	---	140.0	---	---	---
Bromide	mg/l	---	---	---	---	---	---	---	---	---	---	---	---	---	---	---	<0.100	---	---	---
Carbonate (Calculated by M&A)	mg/l	---	---	---	---	---	---	---	---	---	---	---	---	---	---	---	--	---	---	---
Carbonate Alkalinity (as CaCO3)	mg/l	---	---	---	---	---	---	---	---	---	---	---	---	---	---	---	<1.0	---	---	---
Chloride	mg/l	---	---	---	---	---	---	---	---	---	---	---	---	---	---	---	6.52	---	---	---
Fluoride	mg/l	---	---	---	---	---	---	---	---	140	---	---	---	140	---	---	0.315	---	---	---
Hardness (as CaCO3)	mg/l	---	---	---	---	---	---	---	---	---	---	---	---	---	---	104.0	---	---	---	---
Nitrate as N	mg/l	---	---	---	---	---	---	---	---	3733.33	---	---	---	3733.33	---	---	<0.20	---	---	---
Nitrate+Nitrite as N	mg/l	---	---	---	---	---	---	---	---	---	---	---	---	---	---	---	<0.30	---	---	---
Nitrate+Nitrite as N (calculated by M&A)	mg/l	---	---	---	---	---	---	---	---	3733.33	---	---	---	3733.33	---	---	--	---	---	---
Nitrite as N	mg/l	---	---	---	---	---	---	---	---	233.33	---	---	---	233.33	---	---	<0.10	---	---	---
Orthophosphate as P	mg/l	---	---	---	---	---	---	---	---	---	---	---	---	---	---	---	<0.20	---	---	---
Silica	mg/l	---	---	---	---	---	---	---	---	---	---	---	---	---	---	31.7	---	---	---	---
Sulfate	mg/l	---	---	---	---	---	---	---	---	---	---	---	---	---	---	---	12.50	---	---	---
Lab Parameters																				
Total Dissolved Solids (Laboratory)	mg/l	---	---	---	---	---	---	---	---	---	---	---	---	---	---	---	190	---	---	---
Total Suspended Solids	mg/l	---	---	---	---	---	---	---	---	---	---	---	---	---	---	---	<5.0	---	---	---
Metals																				
Aluminum	mg/l	---	---	---	---	---	---	---	---	---	---	---	---	---	---	<0.080	---	---	---	---
Antimony	mg/l	---	---	---	---	0.088	DIS	0.03	DIS	0.747	TRC	0.64	TRC	0.747	TRC	<0.00300	---	<0.00300	---	---
Arsenic	mg/l	0.2	TRC	0.44	DIS	0.34	DIS	0.15	DIS	0.03	TRC	0.08	TRC	0.28	TRC	<0.025	---	<0.025	---	---
Barium	mg/l	---	---	---	---	---	---	---	---	98	TRC	---	---	98	TRC	0.0585	---	---	---	---
Beryllium	mg/l	---	---	---	---	---	---	---	---	1.867	TRC	0.084	TRC	1.867	TRC	<0.00200	---	<0.00200	---	---
Boron	mg/l	---	---	---	---	---	---	---	---	186.667	TRC	---	---	186.667	TRC	---	---	<0.040	---	---
Cadmium	mg/l	0.05	---	0.023692	DIS	0.008175	DIS	0.000577	DIS	0.7	TRC	0.084	TRC	0.7	TRC	<0.000200	---	<0.002000	---	---
Calcium	mg/l	---	---	---	---	---	---	---	---	---	---	---	---	---	---	---	---	30.50	---	---
Chromium	mg/l	1	---	---	---	---	---	---	---	---	---	---	---	---	---	---	---	<0.0060	---	---
Chromium, Hexavalent‡	mg/l	---	---	0.034	DIS	0.016	DIS	0.011	DIS	2.8	TRC	0.15	TRC	2.8	TRC	---	---	<0.0060	---	---
Chromium, Trivalent‡	mg/l	---	---	1.9741	TRC	0.5884	TRC	0.0765	TRC	1400	TRC	75	TRC	1400	TRC	---	---	<0.0060	---	---
Cobalt	mg/l	---	---	---	---	---	---	---	---	---	---	---	---	---	---	<0.0060	---	---	---	---
Copper	mg/l	0.5	TRC	0.02414	DIS	0.01395	DIS	0.00926	DIS	1.3	TRC	---	---	1.3	TRC	0.00123	---	<0.01000	---	---
Iron	mg/l	---	---	---	---	---	---	1	DIS	---	---	---	---	---	---	<0.060	---	---	---	---
Lead	mg/l	0.1	TRC	0.142238	DIS	0.067397	DIS	0.002626	DIS	0.015	TRC	---	---	0.015	TRC	<0.003000	---	<0.003000	---	AZ Aquatic and Wildlife - Warm Water Chronic*
Magnesium	mg/l	---	---	---	---	---	---	---	---	---	---	---	---	---	---	---	---	6.64	---	---
Manganese	mg/l	---	---	---	---	---	---	---	---	130.667	---	---	---	130.667	---	0.0129	---	0.0204	---	---
Mercury	mg/l	0.01	TRC	0.005	DIS	0.0024	DIS	0.00001	DIS	0.28	TRC	---	---	0.28	TRC	<0.00020	<0.00020	---	---	AZ Aquatic and Wildlife - Warm Water Chronic*

Station Name	H 0.1 C
Sample ID	RESE-1002028
Sample Date	11/5/2008 12:30:00 PM
Basin	Devils Canyon Watershed
Sub-basin	Hackberry Canyon
QC Type	Original data

Surface Water Hydrochemical Data

MONTGOMERY & ASSOCIATES

Parameters and Constituents		Standards														Results				
Name	Units	AZ Agricultural Livestock Watering		AZ Aquatic and Wildlife - Ephemeral Acute		AZ Aquatic and Wildlife - Warm Water Acute		AZ Aquatic and Wildlife - Warm Water Chronic		AZ Full Body Contact		AZ Fish Consumption		AZ Partial Body Contact		Dissolved Results	Total Results	Total Recoverable Results	Field Results	Use Exceeded
		Standard	Fraction	Standard	Fraction	Standard	Fraction	Standard	Fraction	Standard	Fraction	Standard	Fraction	Standard	Fraction					
Metals																				
Molybdenum	mg/l	---	---	---	---	---	---	---	---	---	---	---	---	---	---	<0.0080	---	---	---	---
Nickel	mg/l	---	---	4.29863	DIS	0.48403	DIS	0.05376	DIS	28	TRC	0.511	TRC	28	TRC	<0.01000	---	<0.01000	---	---
Potassium	mg/l	---	---	---	---	---	---	---	---	---	---	---	---	---	---	---	---	2.28	---	---
Selenium	mg/l	0.05	TRC	0.033	TRC	---	---	0.002	TRC	4.667	TRC	0.667	TRC	4.667	TRC	---	---	<0.00300	---	AZ Aquatic and Wildlife - Warm Water Chronic*
Silver	mg/l	---	---	0.003441	DIS	0.003441	DIS	---	---	4.667	TRC	8	TRC	4.667	TRC	<0.000100	---	<0.005000	---	---
Sodium	mg/l	---	---	---	---	---	---	---	---	---	---	---	---	---	---	---	---	20.80	---	---
Strontium	mg/l	---	---	---	---	---	---	---	---	---	---	---	---	---	---	0.1990	---	---	---	---
Thallium	mg/l	---	---	---	---	0.7	DIS	0.15	DIS	0.075	TRC	0.001	TRC	0.075	TRC	<0.00100	---	<0.00100	---	AZ Fish Consumption*
Zinc	mg/l	25	TRC	1.1496	DIS	0.1211	DIS	0.1211	DIS	280	TRC	5.106	TRC	280	TRC	<0.0100	---	<0.0100	---	---
Other																				
Dissolved Organic Carbon	mg/l	---	---	---	---	---	---	---	---	---	---	---	---	---	---	---	---	---	4.28	---

The hardness value used for calculation of hardness-dependent standards is the hardness of the sample itself, not the hardness of a receiving water.
* Detection limit exceeds standard
† Exceedance is considered less than regulatory limit
‡ For comparison only - no analysis exists

Station Name	H 0.1 C
Sample ID	RESE-1002061
Sample Date	2/24/2009 1:00:00 PM
Basin	Devils Canyon Watershed
Sub-basin	Hackberry Canyon
QC Type	Original data

Surface Water Hydrochemical Data

MONTGOMERY & ASSOCIATES

Parameters and Constituents		Standards														Results				
Name	Units	AZ Agricultural Livestock Watering		AZ Aquatic and Wildlife - Ephemeral Acute		AZ Aquatic and Wildlife - Warm Water Acute		AZ Aquatic and Wildlife - Warm Water Chronic		AZ Full Body Contact		AZ Fish Consumption		AZ Partial Body Contact		Dissolved Results	Total Results	Total Recoverable Results	Field Results	Use Exceeded
		Standard	Fraction	Standard	Fraction	Standard	Fraction	Standard	Fraction	Standard	Fraction	Standard	Fraction	Standard	Fraction					
Field Parameters																				
Dissolved oxygen	mg/l	---	---	---	---	6	---	6	---	---	---	---	---	---	---	---	---	---	9.52	---
Flow Rate	gallons/minute	---	---	---	---	---	---	---	---	---	---	---	---	---	---	---	---	---	56.3	---
pH (Field)	s.u.	6.5 - 9	---	6.5 - 9	---	6.5 - 9	---	6.5 - 9	---	6.5 - 9	---	---	---	6.5 - 9	---	---	---	---	7.63	---
Specific Conductance (Field)	uS/cm	---	---	---	---	---	---	---	---	---	---	---	---	---	---	---	---	---	102.0	---
Temperature (Field)	Deg C	---	---	---	---	---	---	---	---	---	---	---	---	---	---	---	---	---	13.10	---
Turbidity (Field)	NTUs	---	---	---	---	---	---	---	---	---	---	---	---	---	---	---	---	---	3.23	---
Inorganics																				
Alkalinity (as CaCO3)	mg/l	---	---	---	---	---	---	---	---	---	---	---	---	---	---	---	16.7	---	---	---
Bicarbonate (Calculated by M&A)	mg/l	---	---	---	---	---	---	---	---	---	---	---	---	---	---	---	20.4	---	---	---
Bicarbonate Alkalinity (as CaCO3)	mg/l	---	---	---	---	---	---	---	---	---	---	---	---	---	---	---	16.7	---	---	---
Bromide	mg/l	---	---	---	---	---	---	---	---	---	---	---	---	---	---	---	<0.100	---	---	---
Carbonate (Calculated by M&A)	mg/l	---	---	---	---	---	---	---	---	---	---	---	---	---	---	---	--	---	---	---
Carbonate Alkalinity (as CaCO3)	mg/l	---	---	---	---	---	---	---	---	---	---	---	---	---	---	---	<1.0	---	---	---
Chloride	mg/l	---	---	---	---	---	---	---	---	---	---	---	---	---	---	---	3.68	---	---	---
Fluoride	mg/l	---	---	---	---	---	---	---	---	140	---	---	---	140	---	---	<0.100	---	---	---
Hardness (as CaCO3)	mg/l	---	---	---	---	---	---	---	---	---	---	---	---	---	---	25.7	---	---	---	---
Silica	mg/l	---	---	---	---	---	---	---	---	---	---	---	---	---	---	25.1	---	---	---	---
Sulfate	mg/l	---	---	---	---	---	---	---	---	---	---	---	---	---	---	---	18.50	---	---	---
Lab Parameters																				
Total Dissolved Solids (Laboratory)	mg/l	---	---	---	---	---	---	---	---	---	---	---	---	---	---	---	142	---	---	---
Total Suspended Solids	mg/l	---	---	---	---	---	---	---	---	---	---	---	---	---	---	---	<5.0	---	---	---
Metals																				
Aluminum	mg/l	---	---	---	---	---	---	---	---	---	---	---	---	---	---	<0.080	---	---	---	---
Antimony	mg/l	---	---	---	---	0.088	DIS	0.03	DIS	0.747	TRC	0.64	TRC	0.747	TRC	<0.00300	---	<0.00300	---	---
Arsenic	mg/l	0.2	TRC	0.44	DIS	0.34	DIS	0.15	DIS	0.03	TRC	0.08	TRC	0.28	TRC	<0.025	---	<0.025	---	---
Barium	mg/l	---	---	---	---	---	---	---	---	98	TRC	---	---	98	TRC	0.0254	---	---	---	---
Beryllium	mg/l	---	---	---	---	---	---	---	---	1.867	TRC	0.084	TRC	1.867	TRC	<0.00200	---	<0.00200	---	---
Boron	mg/l	---	---	---	---	---	---	---	---	186.667	TRC	---	---	186.667	TRC	---	---	<0.040	---	---
Cadmium	mg/l	0.05	---	0.006075	DIS	0.002096	DIS	0.000218	DIS	0.7	TRC	0.084	TRC	0.7	TRC	<0.000042	---	<0.000200	---	---
Calcium	mg/l	---	---	---	---	---	---	---	---	---	---	---	---	---	---	---	---	7.53	---	---
Chromium	mg/l	1	---	---	---	---	---	---	---	---	---	---	---	---	---	---	---	<0.0060	---	---
Chromium, Hexavalent‡	mg/l	---	---	0.034	DIS	0.016	DIS	0.011	DIS	2.8	TRC	0.15	TRC	2.8	TRC	---	---	<0.0060	---	---
Chromium, Trivalent‡	mg/l	---	---	0.6283	TRC	0.1873	TRC	0.0244	TRC	1400	TRC	75	TRC	1400	TRC	---	---	<0.0060	---	---
Cobalt	mg/l	---	---	---	---	---	---	---	---	---	---	---	---	---	---	<0.0060	---	---	---	---
Copper	mg/l	0.5	TRC	0.00647	DIS	0.00374	DIS	0.0028	DIS	1.3	TRC	---	---	1.3	TRC	0.00388	---	<0.01000	---	AZ Aquatic and Wildlife - Warm Water Acute AZ Aquatic and Wildlife - Warm Water Chronic
Iron	mg/l	---	---	---	---	---	---	1	DIS	---	---	---	---	---	---	<0.060	---	---	---	---
Lead	mg/l	0.1	TRC	0.030223	DIS	0.014321	DIS	0.000558	DIS	0.015	TRC	---	---	0.015	TRC	0.000054 j	---	<0.003000	---	---
Magnesium	mg/l	---	---	---	---	---	---	---	---	---	---	---	---	---	---	---	---	1.68	---	---
Manganese	mg/l	---	---	---	---	---	---	---	---	130.667	---	---	---	130.667	---	<0.0040	---	<0.0040	---	---
Mercury	mg/l	0.01	TRC	0.005	DIS	0.0024	DIS	0.00001	DIS	0.28	TRC	---	---	0.28	TRC	---	<0.00020	---	---	AZ Aquatic and Wildlife - Warm Water Chronic*
Molybdenum	mg/l	---	---	---	---	---	---	---	---	---	---	---	---	---	---	<0.0080	---	---	---	---
Nickel	mg/l	---	---	1.31742	DIS	0.14834	DIS	0.01648	DIS	28	TRC	0.511	TRC	28	TRC	<0.00100	---	<0.01000	---	---
Potassium	mg/l	---	---	---	---	---	---	---	---	---	---	---	---	---	---	---	---	1.38	---	---
Selenium	mg/l	0.05	TRC	0.033	TRC	---	---	0.002	TRC	4.667	TRC	0.667	TRC	4.667	TRC	---	---	<0.00041	---	---

Station Name	H 0.1 C
Sample ID	RESE-1002061
Sample Date	2/24/2009 1:00:00 PM
Basin	Devils Canyon Watershed
Sub-basin	Hackberry Canyon
QC Type	Original data

Surface Water Hydrochemical Data

MONTGOMERY & ASSOCIATES

Parameters and Constituents		Standards														Results				
Name	Units	AZ Agricultural Livestock Watering		AZ Aquatic and Wildlife - Ephemeral Acute		AZ Aquatic and Wildlife - Warm Water Acute		AZ Aquatic and Wildlife - Warm Water Chronic		AZ Full Body Contact		AZ Fish Consumption		AZ Partial Body Contact		Dissolved Results	Total Results	Total Recoverable Results	Field Results	Use Exceeded
		Standard	Fraction	Standard	Fraction	Standard	Fraction	Standard	Fraction	Standard	Fraction	Standard	Fraction	Standard	Fraction					
Metals																				
Silver	mg/l	---	---	0.000311	DIS	0.000311	DIS	---	---	4.667	TRC	8	TRC	4.667	TRC	<0.000100	---	<0.005000	---	---
Sodium	mg/l	---	---	---	---	---	---	---	---	---	---	---	---	---	---	---	---	5.32	---	---
Strontium	mg/l	---	---	---	---	---	---	---	---	---	---	---	---	---	---	0.0611	---	---	---	---
Thallium	mg/l	---	---	---	---	0.7	DIS	0.15	DIS	0.075	TRC	0.001	TRC	0.075	TRC	<0.00100	---	<0.00100	---	AZ Fish Consumption*
Zinc	mg/l	25	TRC	0.3517	DIS	0.0371	DIS	0.0371	DIS	280	TRC	5.106	TRC	280	TRC	<0.0100	---	<0.0100	---	---
Other																				
Dissolved Organic Carbon	mg/l	---	---	---	---	---	---	---	---	---	---	---	---	---	---	---	---	---	9.47	---
Mercury, Low Level	ng/l	---	---	---	---	---	---	---	---	---	---	---	---	---	---	<0.50	---	---	---	---
Stable Isotopes																				
Delta Deuterium	per mil	---	---	---	---	---	---	---	---	---	---	---	---	---	---	---	-49.0	---	---	---
Delta Oxygen-18	per mil	---	---	---	---	---	---	---	---	---	---	---	---	---	---	---	-7.40	---	---	---
Delta Oxygen-18 of Sulfate	per mil	---	---	---	---	---	---	---	---	---	---	---	---	---	---	---	4.7	---	---	---
Delta Sulfur-34	per mil	---	---	---	---	---	---	---	---	---	---	---	---	---	---	---	0.3	---	---	---

The hardness value used for calculation of hardness-dependent standards is the hardness of the sample itself, not the hardness of a receiving water.
* Detection limit exceeds standard
‡ For comparison only - no analysis exists

Station Name	H 0.1 C
Sample ID	RESE-1002096
Sample Date	5/19/2009 12:00:00 PM
Basin	Devils Canyon Watershed
Sub-basin	Hackberry Canyon
QC Type	Original data

Surface Water Hydrochemical Data

MONTGOMERY & ASSOCIATES

Parameters and Constituents		Standards														Results				
Name	Units	AZ Agricultural Livestock Watering		AZ Aquatic and Wildlife - Ephemeral Acute		AZ Aquatic and Wildlife - Warm Water Acute		AZ Aquatic and Wildlife - Warm Water Chronic		AZ Full Body Contact		AZ Fish Consumption		AZ Partial Body Contact		Dissolved Results	Total Results	Total Recoverable Results	Field Results	Use Exceeded
		Standard	Fraction	Standard	Fraction	Standard	Fraction	Standard	Fraction	Standard	Fraction	Standard	Fraction	Standard	Fraction					
Field Parameters																				
Dissolved oxygen	mg/l	---	---	---	---	6	---	6	---	---	---	---	---	---	---	---	---	---	13.35	---
Flow Rate	gallons/minute	---	---	---	---	---	---	---	---	---	---	---	---	---	---	---	---	---	0.0	---
pH (Field)	s.u.	6.5 - 9	---	6.5 - 9	---	6.5 - 9	---	6.5 - 9	---	6.5 - 9	---	---	---	6.5 - 9	---	---	---	---	8.74	---
Specific Conductance (Field)	uS/cm	---	---	---	---	---	---	---	---	---	---	---	---	---	---	---	---	---	269.0	---
Temperature (Field)	Deg C	---	---	---	---	---	---	---	---	---	---	---	---	---	---	---	---	---	28.50	---
Turbidity (Field)	NTUs	---	---	---	---	---	---	---	---	---	---	---	---	---	---	---	---	---	2.32	---
Inorganics																				
Alkalinity (as CaCO3)	mg/l	---	---	---	---	---	---	---	---	---	---	---	---	---	---	---	117.0	---	---	---
Bicarbonate (Calculated by M&A)	mg/l	---	---	---	---	---	---	---	---	---	---	---	---	---	---	---	142.7	---	---	---
Bicarbonate Alkalinity (as CaCO3)	mg/l	---	---	---	---	---	---	---	---	---	---	---	---	---	---	---	117.0	---	---	---
Bromide	mg/l	---	---	---	---	---	---	---	---	---	---	---	---	---	---	---	0.126	---	---	---
Carbonate (Calculated by M&A)	mg/l	---	---	---	---	---	---	---	---	---	---	---	---	---	---	---	--	---	---	---
Carbonate Alkalinity (as CaCO3)	mg/l	---	---	---	---	---	---	---	---	---	---	---	---	---	---	---	<1.0	---	---	---
Chloride	mg/l	---	---	---	---	---	---	---	---	---	---	---	---	---	---	---	8.87	---	---	---
Fluoride	mg/l	---	---	---	---	---	---	---	---	140	---	---	---	140	---	---	0.477	---	---	---
Hardness (as CaCO3)	mg/l	---	---	---	---	---	---	---	---	---	---	---	---	---	---	92.0	---	---	---	---
Silica	mg/l	---	---	---	---	---	---	---	---	---	---	---	---	---	---	56.3	---	---	---	---
Sulfate	mg/l	---	---	---	---	---	---	---	---	---	---	---	---	---	---	---	12.00	---	---	---
Lab Parameters																				
Total Dissolved Solids (Laboratory)	mg/l	---	---	---	---	---	---	---	---	---	---	---	---	---	---	---	214	---	---	---
Total Suspended Solids	mg/l	---	---	---	---	---	---	---	---	---	---	---	---	---	---	---	14.0	---	---	---
Metals																				
Aluminum	mg/l	---	---	---	---	---	---	---	---	---	---	---	---	---	---	<0.080	---	---	---	---
Antimony	mg/l	---	---	---	---	0.088	DIS	0.03	DIS	0.747	TRC	0.64	TRC	0.747	TRC	<0.00300	---	<0.00300	---	---
Arsenic	mg/l	0.2	TRC	0.44	DIS	0.34	DIS	0.15	DIS	0.03	TRC	0.08	TRC	0.28	TRC	<0.025	---	<0.025	---	---
Barium	mg/l	---	---	---	---	---	---	---	---	98	TRC	---	---	98	TRC	---	---	0.0568	---	---
Beryllium	mg/l	---	---	---	---	---	---	---	---	1.867	TRC	0.084	TRC	1.867	TRC	<0.00200	---	<0.00200	---	---
Boron	mg/l	---	---	---	---	---	---	---	---	186.667	TRC	---	---	186.667	TRC	---	---	<0.040	---	---
Cadmium	mg/l	0.05	---	0.021029	DIS	0.007257	DIS	0.00053	DIS	0.7	TRC	0.084	TRC	0.7	TRC	<0.000024	---	<0.002000	---	---
Calcium	mg/l	---	---	---	---	---	---	---	---	---	---	---	---	---	---	---	---	25.60	---	---
Chromium	mg/l	1	---	---	---	---	---	---	---	---	---	---	---	---	---	---	---	<0.0060	---	---
Chromium, Hexavalent‡	mg/l	---	---	0.034	DIS	0.016	DIS	0.011	DIS	2.8	TRC	0.15	TRC	2.8	TRC	---	---	<0.0060	---	---
Chromium, Trivalent‡	mg/l	---	---	1.7855	TRC	0.5322	TRC	0.0692	TRC	1400	TRC	75	TRC	1400	TRC	---	---	<0.0060	---	---
Cobalt	mg/l	---	---	---	---	---	---	---	---	---	---	---	---	---	---	<0.0060	---	---	---	---
Copper	mg/l	0.5	TRC	0.0215	DIS	0.01242	DIS	0.00834	DIS	1.3	TRC	---	---	1.3	TRC	0.00218	---	<0.01000	---	---
Iron	mg/l	---	---	---	---	---	---	1	DIS	---	---	---	---	---	---	<0.060	---	---	---	---
Lead	mg/l	0.1	TRC	0.124453	DIS	0.05897	DIS	0.002298	DIS	0.015	TRC	---	---	0.015	TRC	<0.000053	---	<0.003000	---	---
Magnesium	mg/l	---	---	---	---	---	---	---	---	---	---	---	---	---	---	---	---	6.82	---	---
Manganese	mg/l	---	---	---	---	---	---	---	---	130.667	---	---	---	130.667	---	0.0324	---	0.0958	---	---
Mercury	mg/l	0.01	TRC	0.005	DIS	0.0024	DIS	0.00001	DIS	0.28	TRC	---	---	0.28	TRC	---	<0.00020	---	---	AZ Aquatic and Wildlife - Warm Water Chronic*
Molybdenum	mg/l	---	---	---	---	---	---	---	---	---	---	---	---	---	---	<0.0080	---	---	---	---
Nickel	mg/l	---	---	3.87512	DIS	0.43634	DIS	0.04846	DIS	28	TRC	0.511	TRC	28	TRC	<0.00100	---	<0.01000	---	---
Potassium	mg/l	---	---	---	---	---	---	---	---	---	---	---	---	---	---	---	---	2.35	---	---
Selenium	mg/l	0.05	TRC	0.033	TRC	---	---	0.002	TRC	4.667	TRC	0.667	TRC	4.667	TRC	---	---	0.00034 jd	---	---
Silver	mg/l	---	---	0.002787	DIS	0.002787	DIS	---	---	4.667	TRC	8	TRC	4.667	TRC	<0.000100	---	<0.005000	---	---

Station Name	H 0.1 C
Sample ID	RESE-1002096
Sample Date	5/19/2009 12:00:00 PM
Basin	Devils Canyon Watershed
Sub-basin	Hackberry Canyon
QC Type	Original data

Surface Water Hydrochemical Data

MONTGOMERY & ASSOCIATES

Parameters and Constituents		Standards														Results				
Name	Units	AZ Agricultural Livestock Watering		AZ Aquatic and Wildlife - Ephemeral Acute		AZ Aquatic and Wildlife - Warm Water Acute		AZ Aquatic and Wildlife - Warm Water Chronic		AZ Full Body Contact		AZ Fish Consumption		AZ Partial Body Contact		Dissolved Results	Total Results	Total Recoverable Results	Field Results	Use Exceeded
		Standard	Fraction	Standard	Fraction	Standard	Fraction	Standard	Fraction	Standard	Fraction	Standard	Fraction	Standard	Fraction					
Metals																				
Sodium	mg/l	---	---	---	---	---	---	---	---	---	---	---	---	---	---	---	---	26.60	---	---
Strontium	mg/l	---	---	---	---	---	---	---	---	---	---	---	---	---	---	0.1770	---	---	---	---
Thallium	mg/l	---	---	---	---	0.7	DIS	0.15	DIS	0.075	TRC	0.001	TRC	0.075	TRC	<0.00100	---	<0.00100	---	AZ Fish Consumption*
Zinc	mg/l	25	TRC	1.0361	DIS	0.1092	DIS	0.1092	DIS	280	TRC	5.106	TRC	280	TRC	<0.0100	---	<0.0100	---	---
Other																				
Dissolved Organic Carbon	mg/l	---	---	---	---	---	---	---	---	---	---	---	---	---	---	---	---	---	14.20	---
Mercury, Low Level	ng/l	---	---	---	---	---	---	---	---	---	---	---	---	---	---	2.10	---	---	---	---
Radiogenic Isotopes																				
Tritium	TU	---	---	---	---	---	---	---	---	---	---	---	---	---	---	---	2.10	---	---	---
Stable Isotopes																				
Delta Deuterium	per mil	---	---	---	---	---	---	---	---	---	---	---	---	---	---	---	-43.0	---	---	---
Delta Oxygen-18	per mil	---	---	---	---	---	---	---	---	---	---	---	---	---	---	---	-3.60	---	---	---
Delta Oxygen-18 of Sulfate	per mil	---	---	---	---	---	---	---	---	---	---	---	---	---	---	---	5.6	---	---	---
Delta Sulfur-34	per mil	---	---	---	---	---	---	---	---	---	---	---	---	---	---	---	3.6	---	---	---

The hardness value used for calculation of hardness-dependent standards is the hardness of the sample itself, not the hardness of a receiving water.
* Detection limit exceeds standard
‡ For comparison only - no analysis exists

Station Name	H 0.1 C
Sample ID	RESE-1002158
Sample Date	11/10/2010 9:00:00 AM
Basin	Devils Canyon Watershed
Sub-basin	Hackberry Canyon
QC Type	Original data

Surface Water Hydrochemical Data

MONTGOMERY & ASSOCIATES

Parameters and Constituents		Standards														Results				
Name	Units	AZ Agricultural Livestock Watering		AZ Aquatic and Wildlife - Ephemeral Acute		AZ Aquatic and Wildlife - Warm Water Acute		AZ Aquatic and Wildlife - Warm Water Chronic		AZ Full Body Contact		AZ Fish Consumption		AZ Partial Body Contact		Dissolved Results	Total Results	Total Recoverable Results	Field Results	Use Exceeded
		Standard	Fraction	Standard	Fraction	Standard	Fraction	Standard	Fraction	Standard	Fraction	Standard	Fraction	Standard	Fraction					
Field Parameters																				
Dissolved oxygen	mg/l	---	---	---	---	6	---	6	---	---	---	---	---	---	---	---	---	---	9.55	---
Flow Rate	gallons/minute	---	---	---	---	---	---	---	---	---	---	---	---	---	---	---	---	---	0.1 j	---
pH (Field)	s.u.	6.5 - 9	---	6.5 - 9	---	6.5 - 9	---	6.5 - 9	---	6.5 - 9	---	---	---	6.5 - 9	---	---	---	---	6.80	---
Specific Conductance (Field)	uS/cm	---	---	---	---	---	---	---	---	---	---	---	---	---	---	---	---	---	206.0	---
Temperature (Field)	Deg C	---	---	---	---	---	---	---	---	---	---	---	---	---	---	---	---	---	8.10	---
Turbidity (Field)	NTUs	---	---	---	---	---	---	---	---	---	---	---	---	---	---	---	---	---	3.53	---
Inorganics																				
Alkalinity (as CaCO3)	mg/l	---	---	---	---	---	---	---	---	---	---	---	---	---	---	---	92.4	---	---	---
Bicarbonate (Calculated by M&A)	mg/l	---	---	---	---	---	---	---	---	---	---	---	---	---	---	---	112.7	---	---	---
Bicarbonate Alkalinity (as CaCO3)	mg/l	---	---	---	---	---	---	---	---	---	---	---	---	---	---	---	92.4	---	---	---
Bromide	mg/l	---	---	---	---	---	---	---	---	---	---	---	---	---	---	---	<0.100	---	---	---
Carbonate (Calculated by M&A)	mg/l	---	---	---	---	---	---	---	---	---	---	---	---	---	---	---	--	---	---	---
Carbonate Alkalinity (as CaCO3)	mg/l	---	---	---	---	---	---	---	---	---	---	---	---	---	---	---	<1.0	---	---	---
Chloride	mg/l	---	---	---	---	---	---	---	---	---	---	---	---	---	---	---	5.85	---	---	---
Fluoride	mg/l	---	---	---	---	---	---	---	---	140	---	---	---	140	---	---	0.210	---	---	---
Hardness (as CaCO3)	mg/l	---	---	---	---	---	---	---	---	---	---	---	---	---	---	---	---	77.3	---	---
Silica	mg/l	---	---	---	---	---	---	---	---	---	---	---	---	---	---	35.4	---	---	---	---
Sulfate	mg/l	---	---	---	---	---	---	---	---	---	---	---	---	---	---	---	10.00	---	---	---
Lab Parameters																				
Total Dissolved Solids (Laboratory)	mg/l	---	---	---	---	---	---	---	---	---	---	---	---	---	---	---	153	---	---	---
Total Suspended Solids	mg/l	---	---	---	---	---	---	---	---	---	---	---	---	---	---	---	6.0	---	---	---
Metals																				
Aluminum	mg/l	---	---	---	---	---	---	---	---	---	---	---	---	---	---	<0.080	---	---	---	---
Antimony	mg/l	---	---	---	---	0.088	DIS	0.03	DIS	0.747	TRC	0.64	TRC	0.747	TRC	<0.00300	---	<0.00300	---	---
Arsenic	mg/l	0.2	TRC	0.44	DIS	0.34	DIS	0.15	DIS	0.03	TRC	0.08	TRC	0.28	TRC	<0.025	---	<0.025	---	---
Barium	mg/l	---	---	---	---	---	---	---	---	98	TRC	---	---	98	TRC	0.0421	---	---	---	---
Beryllium	mg/l	---	---	---	---	---	---	---	---	1.867	TRC	0.084	TRC	1.867	TRC	---	---	<0.00200	---	---
Boron	mg/l	---	---	---	---	---	---	---	---	186.667	TRC	---	---	186.667	TRC	---	---	<0.040	---	---
Cadmium	mg/l	0.05	---	0.017754	DIS	0.006126	DIS	0.000469	DIS	0.7	TRC	0.084	TRC	0.7	TRC	<0.000024	---	<0.002000	---	---
Calcium	mg/l	---	---	---	---	---	---	---	---	---	---	---	---	---	---	---	---	21.80	---	---
Chromium	mg/l	1	---	---	---	---	---	---	---	---	---	---	---	---	---	---	---	<0.0060	---	---
Chromium, Hexavalent‡	mg/l	---	---	0.034	DIS	0.016	DIS	0.011	DIS	2.8	TRC	0.15	TRC	2.8	TRC	---	---	<0.0060	---	---
Chromium, Trivalent‡	mg/l	---	---	1.5482	TRC	0.4614	TRC	0.06	TRC	1400	TRC	75	TRC	1400	TRC	---	---	<0.0060	---	---
Cobalt	mg/l	---	---	---	---	---	---	---	---	---	---	---	---	---	---	<0.0060	---	---	---	---
Copper	mg/l	0.5	TRC	0.01825	DIS	0.01054	DIS	0.00719	DIS	1.3	TRC	---	---	1.3	TRC	0.00238	---	<0.01000	---	---
Iron	mg/l	---	---	---	---	---	---	1	DIS	---	---	---	---	---	---	<0.060	---	---	---	---
Lead	mg/l	0.1	TRC	0.102863	DIS	0.04874	DIS	0.001899	DIS	0.015	TRC	---	---	0.015	TRC	<0.000019	---	<0.003000	---	---
Magnesium	mg/l	---	---	---	---	---	---	---	---	---	---	---	---	---	---	---	---	5.57	---	---
Manganese	mg/l	---	---	---	---	---	---	---	---	130.667	---	---	---	130.667	---	0.0041	---	0.0044	---	---
Mercury	mg/l	0.01	TRC	0.005	DIS	0.0024	DIS	0.00001	DIS	0.28	TRC	---	---	0.28	TRC	---	<0.00020	---	---	AZ Aquatic and Wildlife - Warm Water Chronic*
Molybdenum	mg/l	---	---	---	---	---	---	---	---	---	---	---	---	---	---	<0.0080	---	---	---	---
Nickel	mg/l	---	---	3.34442	DIS	0.37659	DIS	0.04183	DIS	28	TRC	0.511	TRC	28	TRC	0.00125	---	<0.01000	---	---
Potassium	mg/l	---	---	---	---	---	---	---	---	---	---	---	---	---	---	---	---	2.22	---	---
Selenium	mg/l	0.05	TRC	0.033	TRC	---	---	0.002	TRC	4.667	TRC	0.667	TRC	4.667	TRC	---	---	<0.00034	---	---
Silver	mg/l	---	---	0.002066	DIS	0.002066	DIS	---	---	4.667	TRC	8	TRC	4.667	TRC	<0.000100	---	<0.005000	---	---

Station Name	H 0.1 C
Sample ID	RESE-1002158
Sample Date	11/10/2010 9:00:00 AM
Basin	Devils Canyon Watershed
Sub-basin	Hackberry Canyon
QC Type	Original data

Surface Water Hydrochemical Data

MONTGOMERY & ASSOCIATES

Parameters and Constituents		Standards														Results				
Name	Units	AZ Agricultural Livestock Watering		AZ Aquatic and Wildlife - Ephemeral Acute		AZ Aquatic and Wildlife - Warm Water Acute		AZ Aquatic and Wildlife - Warm Water Chronic		AZ Full Body Contact		AZ Fish Consumption		AZ Partial Body Contact		Dissolved Results	Total Results	Total Recoverable Results	Field Results	Use Exceeded
		Standard	Fraction	Standard	Fraction	Standard	Fraction	Standard	Fraction	Standard	Fraction	Standard	Fraction	Standard	Fraction					
Metals																				
Sodium	mg/l	---	---	---	---	---	---	---	---	---	---	---	---	---	---	---	---	16.00	---	---
Strontium	mg/l	---	---	---	---	---	---	---	---	---	---	---	---	---	---	0.1590	---	---	---	---
Thallium	mg/l	---	---	---	---	0.7	DIS	0.15	DIS	0.075	TRC	0.001	TRC	0.075	TRC	<0.00100	---	<0.00100	---	AZ Fish Consumption*
Zinc	mg/l	25	TRC	0.894	DIS	0.0942	DIS	0.0942	DIS	280	TRC	5.106	TRC	280	TRC	<0.0100	---	<0.0100	---	---
Other																				
Dissolved Organic Carbon	mg/l	---	---	---	---	---	---	---	---	---	---	---	---	---	---	3.96	---	---	---	---

The hardness value used for calculation of hardness-dependent standards is the hardness of the sample itself, not the hardness of a receiving water.
* Detection limit exceeds standard
‡ For comparison only - no analysis exists

Station Name	H 0.1 C
Sample ID	RESE-1002188
Sample Date	8/31/2011 10:30:00 AM
Basin	Devils Canyon Watershed
Sub-basin	Hackberry Canyon
QC Type	Original data

Surface Water Hydrochemical Data

MONTGOMERY & ASSOCIATES

Parameters and Constituents		Standards														Results				
Name	Units	AZ Agricultural Livestock Watering		AZ Aquatic and Wildlife - Ephemeral Acute		AZ Aquatic and Wildlife - Warm Water Acute		AZ Aquatic and Wildlife - Warm Water Chronic		AZ Full Body Contact		AZ Fish Consumption		AZ Partial Body Contact		Dissolved Results	Total Results	Total Recoverable Results	Field Results	Use Exceeded
		Standard	Fraction	Standard	Fraction	Standard	Fraction	Standard	Fraction	Standard	Fraction	Standard	Fraction	Standard	Fraction					
Field Parameters																				
Dissolved oxygen	mg/l	---	---	---	---	6	---	6	---	---	---	---	---	---	---	---	---	---	6.13	---
Flow Rate	gallons/minute	---	---	---	---	---	---	---	---	---	---	---	---	---	---	---	---	---	<0.1	---
pH (Field)	s.u.	6.5 - 9	---	6.5 - 9	---	6.5 - 9	---	6.5 - 9	---	6.5 - 9	---	---	---	6.5 - 9	---	---	---	---	7.51	---
Specific Conductance (Field)	uS/cm	---	---	---	---	---	---	---	---	---	---	---	---	---	---	---	---	---	130.9	---
Temperature (Field)	Deg C	---	---	---	---	---	---	---	---	---	---	---	---	---	---	---	---	---	25.90	---
Turbidity (Field)	NTUs	---	---	---	---	---	---	---	---	---	---	---	---	---	---	---	---	---	4.72	---
Inorganics																				
Alkalinity (as CaCO3)	mg/l	---	---	---	---	---	---	---	---	---	---	---	---	---	---	---	69.7	---	---	---
Bicarbonate (Calculated by M&A)	mg/l	---	---	---	---	---	---	---	---	---	---	---	---	---	---	---	85.0	---	---	---
Bicarbonate Alkalinity (as CaCO3)	mg/l	---	---	---	---	---	---	---	---	---	---	---	---	---	---	---	69.7	---	---	---
Bromide	mg/l	---	---	---	---	---	---	---	---	---	---	---	---	---	---	---	<0.100	---	---	---
Carbonate (Calculated by M&A)	mg/l	---	---	---	---	---	---	---	---	---	---	---	---	---	---	---	--	---	---	---
Carbonate Alkalinity (as CaCO3)	mg/l	---	---	---	---	---	---	---	---	---	---	---	---	---	---	---	<1.0	---	---	---
Chloride	mg/l	---	---	---	---	---	---	---	---	---	---	---	---	---	---	---	5.54	---	---	---
Fluoride	mg/l	---	---	---	---	---	---	---	---	140	---	---	---	140	---	---	0.250	---	---	---
Hardness (as CaCO3)	mg/l	---	---	---	---	---	---	---	---	---	---	---	---	---	---	---	---	54.3	---	---
Silica	mg/l	---	---	---	---	---	---	---	---	---	---	---	---	---	---	38.4	---	---	---	---
Sulfate	mg/l	---	---	---	---	---	---	---	---	---	---	---	---	---	---	---	8.85	---	---	---
Lab Parameters																				
Total Dissolved Solids (Laboratory)	mg/l	---	---	---	---	---	---	---	---	---	---	---	---	---	---	---	157	---	---	---
Total Suspended Solids	mg/l	---	---	---	---	---	---	---	---	---	---	---	---	---	---	---	<5.0	---	---	---
Metals																				
Aluminum	mg/l	---	---	---	---	---	---	---	---	---	---	---	---	---	---	<0.080	---	---	---	---
Antimony	mg/l	---	---	---	---	0.088	DIS	0.03	DIS	0.747	TRC	0.64	TRC	0.747	TRC	<0.00300	---	<0.00300	---	---
Arsenic	mg/l	0.2	TRC	0.44	DIS	0.34	DIS	0.15	DIS	0.03	TRC	0.08	TRC	0.28	TRC	<0.025	---	<0.025	---	---
Barium	mg/l	---	---	---	---	---	---	---	---	98	TRC	---	---	98	TRC	---	---	0.0276	---	---
Beryllium	mg/l	---	---	---	---	---	---	---	---	1.867	TRC	0.084	TRC	1.867	TRC	---	---	<0.00200	---	---
Boron	mg/l	---	---	---	---	---	---	---	---	186.667	TRC	---	---	186.667	TRC	---	---	<0.040	---	---
Cadmium	mg/l	0.05	---	0.01259	DIS	0.004344	DIS	0.000367	DIS	0.7	TRC	0.084	TRC	0.7	TRC	<0.000026	---	<0.002000	---	---
Calcium	mg/l	---	---	---	---	---	---	---	---	---	---	---	---	---	---	---	---	14.90	---	---
Chromium	mg/l	1	---	---	---	---	---	---	---	---	---	---	---	---	---	---	---	<0.0060	---	---
Chromium, Hexavalent‡	mg/l	---	---	0.034	DIS	0.016	DIS	0.011	DIS	2.8	TRC	0.15	TRC	2.8	TRC	---	---	<0.0060	---	---
Chromium, Trivalent‡	mg/l	---	---	1.1593	TRC	0.3455	TRC	0.0449	TRC	1400	TRC	75	TRC	1400	TRC	---	---	<0.0060	---	---
Cobalt	mg/l	---	---	---	---	---	---	---	---	---	---	---	---	---	---	<0.0060	---	---	---	---
Copper	mg/l	0.5	TRC	0.01308	DIS	0.00756	DIS	0.00531	DIS	1.3	TRC	---	---	1.3	TRC	0.00328	---	<0.01000	---	---
Iron	mg/l	---	---	---	---	---	---	1	DIS	---	---	---	---	---	---	<0.060	---	---	---	---
Lead	mg/l	0.1	TRC	0.069691	DIS	0.033022	DIS	0.001287	DIS	0.015	TRC	---	---	0.015	TRC	<0.000042	---	<0.003000	---	---
Magnesium	mg/l	---	---	---	---	---	---	---	---	---	---	---	---	---	---	---	---	4.17	---	---
Manganese	mg/l	---	---	---	---	---	---	---	---	130.667	---	---	---	130.667	---	0.0370	---	0.0421	---	---
Mercury	mg/l	0.01	TRC	0.005	DIS	0.0024	DIS	0.00001	DIS	0.28	TRC	---	---	0.28	TRC	---	<0.00020	---	---	AZ Aquatic and Wildlife - Warm Water Chronic*
Molybdenum	mg/l	---	---	---	---	---	---	---	---	---	---	---	---	---	---	<0.0080	---	---	---	---
Nickel	mg/l	---	---	2.48062	DIS	0.27932	DIS	0.03102	DIS	28	TRC	0.511	TRC	28	TRC	<0.00100	---	<0.01000	---	---
Potassium	mg/l	---	---	---	---	---	---	---	---	---	---	---	---	---	---	---	---	3.55	---	---
Selenium	mg/l	0.05	TRC	0.033	TRC	---	---	0.002	TRC	4.667	TRC	0.667	TRC	4.667	TRC	---	---	<0.00070	---	---
Silver	mg/l	---	---	0.001125	DIS	0.001125	DIS	---	---	4.667	TRC	8	TRC	4.667	TRC	<0.000100	---	<0.005000	---	---

Station Name	H 0.1 C
Sample ID	RESE-1002188
Sample Date	8/31/2011 10:30:00 AM
Basin	Devils Canyon Watershed
Sub-basin	Hackberry Canyon
QC Type	Original data

Surface Water Hydrochemical Data

MONTGOMERY & ASSOCIATES

Parameters and Constituents		Standards														Results				
Name	Units	AZ Agricultural Livestock Watering		AZ Aquatic and Wildlife - Ephemeral Acute		AZ Aquatic and Wildlife - Warm Water Acute		AZ Aquatic and Wildlife - Warm Water Chronic		AZ Full Body Contact		AZ Fish Consumption		AZ Partial Body Contact		Dissolved Results	Total Results	Total Recoverable Results	Field Results	Use Exceeded
		Standard	Fraction	Standard	Fraction	Standard	Fraction	Standard	Fraction	Standard	Fraction	Standard	Fraction	Standard	Fraction					
Metals																				
Sodium	mg/l	---	---	---	---	---	---	---	---	---	---	---	---	---	---	---	---	13.60	---	---
Thallium	mg/l	---	---	---	---	0.7	DIS	0.15	DIS	0.075	TRC	0.001	TRC	0.075	TRC	<0.00100	---	<0.00100	---	AZ Fish Consumption*
Zinc	mg/l	25	TRC	0.6628	DIS	0.0698	DIS	0.0698	DIS	280	TRC	5.106	TRC	280	TRC	<0.0100	---	<0.0100	---	---

The hardness value used for calculation of hardness-dependent standards is the hardness of the sample itself, not the hardness of a receiving water.
* Detection limit exceeds standard
‡ For comparison only - no analysis exists

Station Name	H 0.1 C
Sample ID	RESE-1002189
Sample Date	8/31/2011 10:45:00 AM
Basin	Devils Canyon Watershed
Sub-basin	Hackberry Canyon
QC Type	Field duplicates

Surface Water Hydrochemical Data

MONTGOMERY & ASSOCIATES

Parameters and Constituents		Standards														Results				
Name	Units	AZ Agricultural Livestock Watering		AZ Aquatic and Wildlife - Ephemeral Acute		AZ Aquatic and Wildlife - Warm Water Acute		AZ Aquatic and Wildlife - Warm Water Chronic		AZ Full Body Contact		AZ Fish Consumption		AZ Partial Body Contact		Dissolved Results	Total Results	Total Recoverable Results	Field Results	Use Exceeded
		Standard	Fraction	Standard	Fraction	Standard	Fraction	Standard	Fraction	Standard	Fraction	Standard	Fraction	Standard	Fraction					
Field Parameters																				
Dissolved oxygen	mg/l	---	---	---	---	6	---	6	---	---	---	---	---	---	---	---	---	---	6.13	---
Flow Rate	gallons/minute	---	---	---	---	---	---	---	---	---	---	---	---	---	---	---	---	---	<0.1	---
pH (Field)	s.u.	6.5 - 9	---	6.5 - 9	---	6.5 - 9	---	6.5 - 9	---	6.5 - 9	---	---	---	6.5 - 9	---	---	---	---	7.51	---
Specific Conductance (Field)	uS/cm	---	---	---	---	---	---	---	---	---	---	---	---	---	---	---	---	---	130.9	---
Temperature (Field)	Deg C	---	---	---	---	---	---	---	---	---	---	---	---	---	---	---	---	---	25.90	---
Turbidity (Field)	NTUs	---	---	---	---	---	---	---	---	---	---	---	---	---	---	---	---	---	4.72	---
Inorganics																				
Alkalinity (as CaCO3)	mg/l	---	---	---	---	---	---	---	---	---	---	---	---	---	---	---	71.6	---	---	---
Bicarbonate (Calculated by M&A)	mg/l	---	---	---	---	---	---	---	---	---	---	---	---	---	---	---	87.4	---	---	---
Bicarbonate Alkalinity (as CaCO3)	mg/l	---	---	---	---	---	---	---	---	---	---	---	---	---	---	---	71.6	---	---	---
Bromide	mg/l	---	---	---	---	---	---	---	---	---	---	---	---	---	---	---	<0.100	---	---	---
Carbonate (Calculated by M&A)	mg/l	---	---	---	---	---	---	---	---	---	---	---	---	---	---	---	--	---	---	---
Carbonate Alkalinity (as CaCO3)	mg/l	---	---	---	---	---	---	---	---	---	---	---	---	---	---	---	<1.0	---	---	---
Chloride	mg/l	---	---	---	---	---	---	---	---	---	---	---	---	---	---	---	5.02	---	---	---
Fluoride	mg/l	---	---	---	---	---	---	---	---	140	---	---	---	140	---	---	0.260	---	---	---
Hardness (as CaCO3)	mg/l	---	---	---	---	---	---	---	---	---	---	---	---	---	---	---	---	53.3	---	---
Silica	mg/l	---	---	---	---	---	---	---	---	---	---	---	---	---	---	38.6	---	---	---	---
Sulfate	mg/l	---	---	---	---	---	---	---	---	---	---	---	---	---	---	---	8.87	---	---	---
Lab Parameters																				
Total Dissolved Solids (Laboratory)	mg/l	---	---	---	---	---	---	---	---	---	---	---	---	---	---	---	139	---	---	---
Total Suspended Solids	mg/l	---	---	---	---	---	---	---	---	---	---	---	---	---	---	---	<5.0	---	---	---
Metals																				
Aluminum	mg/l	---	---	---	---	---	---	---	---	---	---	---	---	---	---	<0.080	---	---	---	---
Antimony	mg/l	---	---	---	---	0.088	DIS	0.03	DIS	0.747	TRC	0.64	TRC	0.747	TRC	<0.00300	---	<0.00300	---	---
Arsenic	mg/l	0.2	TRC	0.44	DIS	0.34	DIS	0.15	DIS	0.03	TRC	0.08	TRC	0.28	TRC	<0.025	---	<0.025	---	---
Barium	mg/l	---	---	---	---	---	---	---	---	98	TRC	---	---	98	TRC	---	---	0.0276	---	---
Beryllium	mg/l	---	---	---	---	---	---	---	---	1.867	TRC	0.084	TRC	1.867	TRC	---	---	<0.00200	---	---
Boron	mg/l	---	---	---	---	---	---	---	---	186.667	TRC	---	---	186.667	TRC	---	---	<0.040	---	---
Cadmium	mg/l	0.05	---	0.012364	DIS	0.004267	DIS	0.000362	DIS	0.7	TRC	0.084	TRC	0.7	TRC	<0.000026	---	<0.002000	---	---
Calcium	mg/l	---	---	---	---	---	---	---	---	---	---	---	---	---	---	---	---	14.60	---	---
Chromium	mg/l	1	---	---	---	---	---	---	---	---	---	---	---	---	---	---	---	<0.0060	---	---
Chromium, Hexavalent‡	mg/l	---	---	0.034	DIS	0.016	DIS	0.011	DIS	2.8	TRC	0.15	TRC	2.8	TRC	---	---	<0.0060	---	---
Chromium, Trivalent‡	mg/l	---	---	1.1418	TRC	0.3403	TRC	0.0443	TRC	1400	TRC	75	TRC	1400	TRC	---	---	<0.0060	---	---
Cobalt	mg/l	---	---	---	---	---	---	---	---	---	---	---	---	---	---	<0.0060	---	---	---	---
Copper	mg/l	0.5	TRC	0.01286	DIS	0.00743	DIS	0.00523	DIS	1.3	TRC	---	---	1.3	TRC	0.00326	---	<0.01000	---	---
Iron	mg/l	---	---	---	---	---	---	1	DIS	---	---	---	---	---	---	<0.060	---	---	---	---
Lead	mg/l	0.1	TRC	0.068271	DIS	0.032349	DIS	0.001261	DIS	0.015	TRC	---	---	0.015	TRC	0.000046 j	---	<0.003000	---	---
Magnesium	mg/l	---	---	---	---	---	---	---	---	---	---	---	---	---	---	---	---	4.10	---	---
Manganese	mg/l	---	---	---	---	---	---	---	---	130.667	---	---	---	130.667	---	0.0380	---	0.0418	---	---
Mercury	mg/l	0.01	TRC	0.005	DIS	0.0024	DIS	0.00001	DIS	0.28	TRC	---	---	0.28	TRC	---	<0.00020	---	---	AZ Aquatic and Wildlife - Warm Water Chronic*
Molybdenum	mg/l	---	---	---	---	---	---	---	---	---	---	---	---	---	---	<0.0080	---	---	---	---
Nickel	mg/l	---	---	2.44192	DIS	0.27496	DIS	0.03054	DIS	28	TRC	0.511	TRC	28	TRC	0.00129	---	<0.01000	---	---
Potassium	mg/l	---	---	---	---	---	---	---	---	---	---	---	---	---	---	---	---	3.36	---	---
Selenium	mg/l	0.05	TRC	0.033	TRC	---	---	0.002	TRC	4.667	TRC	0.667	TRC	4.667	TRC	---	---	<0.00070	---	---
Silver	mg/l	---	---	0.00109	DIS	0.00109	DIS	---	---	4.667	TRC	8	TRC	4.667	TRC	<0.000100	---	<0.005000	---	---

Station Name	H 0.1 C
Sample ID	RESE-1002189
Sample Date	8/31/2011 10:45:00 AM
Basin	Devils Canyon Watershed
Sub-basin	Hackberry Canyon
QC Type	Field duplicates

Surface Water Hydrochemical Data

MONTGOMERY & ASSOCIATES

Parameters and Constituents		Standards														Results				
Name	Units	AZ Agricultural Livestock Watering		AZ Aquatic and Wildlife - Ephemeral Acute		AZ Aquatic and Wildlife - Warm Water Acute		AZ Aquatic and Wildlife - Warm Water Chronic		AZ Full Body Contact		AZ Fish Consumption		AZ Partial Body Contact		Dissolved Results	Total Results	Total Recoverable Results	Field Results	Use Exceeded
		Standard	Fraction	Standard	Fraction	Standard	Fraction	Standard	Fraction	Standard	Fraction	Standard	Fraction	Standard	Fraction					
Metals																				
Sodium	mg/l	---	---	---	---	---	---	---	---	---	---	---	---	---	---	---	---	13.10	---	---
Thallium	mg/l	---	---	---	---	0.7	DIS	0.15	DIS	0.075	TRC	0.001	TRC	0.075	TRC	<0.00100	---	<0.00100	---	AZ Fish Consumption*
Zinc	mg/l	25	TRC	0.6525	DIS	0.0688	DIS	0.0688	DIS	280	TRC	5.106	TRC	280	TRC	<0.0100	---	<0.0100	---	---

The hardness value used for calculation of hardness-dependent standards is the hardness of the sample itself, not the hardness of a receiving water.
* Detection limit exceeds standard
‡ For comparison only - no analysis exists

Station Name	H 0.1 C
Sample ID	RESE-1002193
Sample Date	11/30/2011 8:30:00 AM
Basin	Devils Canyon Watershed
Sub-basin	Hackberry Canyon
QC Type	Original data

Surface Water Hydrochemical Data

MONTGOMERY & ASSOCIATES

Parameters and Constituents		Standards														Results				
Name	Units	AZ Agricultural Livestock Watering		AZ Aquatic and Wildlife - Ephemeral Acute		AZ Aquatic and Wildlife - Warm Water Acute		AZ Aquatic and Wildlife - Warm Water Chronic		AZ Full Body Contact		AZ Fish Consumption		AZ Partial Body Contact		Dissolved Results	Total Results	Total Recoverable Results	Field Results	Use Exceeded
		Standard	Fraction	Standard	Fraction	Standard	Fraction	Standard	Fraction	Standard	Fraction	Standard	Fraction	Standard	Fraction					
Field Parameters																				
Dissolved oxygen	mg/l	---	---	---	---	6	---	6	---	---	---	---	---	---	---	---	---	---	8.26	---
Flow Rate	gallons/minute	---	---	---	---	---	---	---	---	---	---	---	---	---	---	---	---	---	0.0 j	---
pH (Field)	s.u.	6.5 - 9	---	6.5 - 9	---	6.5 - 9	---	6.5 - 9	---	6.5 - 9	---	---	---	6.5 - 9	---	---	---	---	7.79	---
Specific Conductance (Field)	uS/cm	---	---	---	---	---	---	---	---	---	---	---	---	---	---	---	---	---	129.7	---
Temperature (Field)	Deg C	---	---	---	---	---	---	---	---	---	---	---	---	---	---	---	---	---	7.40	---
Turbidity (Field)	NTUs	---	---	---	---	---	---	---	---	---	---	---	---	---	---	---	---	---	6.12	---
Inorganics																				
Alkalinity (as CaCO3)	mg/l	---	---	---	---	---	---	---	---	---	---	---	---	---	---	---	59.3	---	---	---
Bicarbonate (Calculated by M&A)	mg/l	---	---	---	---	---	---	---	---	---	---	---	---	---	---	---	72.3	---	---	---
Bicarbonate Alkalinity (as CaCO3)	mg/l	---	---	---	---	---	---	---	---	---	---	---	---	---	---	---	59.3	---	---	---
Bromide	mg/l	---	---	---	---	---	---	---	---	---	---	---	---	---	---	---	<0.100	---	---	---
Carbonate (Calculated by M&A)	mg/l	---	---	---	---	---	---	---	---	---	---	---	---	---	---	---	--	---	---	---
Carbonate Alkalinity (as CaCO3)	mg/l	---	---	---	---	---	---	---	---	---	---	---	---	---	---	---	<1.0	---	---	---
Chloride	mg/l	---	---	---	---	---	---	---	---	---	---	---	---	---	---	---	3.63	---	---	---
Fluoride	mg/l	---	---	---	---	---	---	---	---	140	---	---	---	140	---	---	<0.100	---	---	---
Hardness (as CaCO3)	mg/l	---	---	---	---	---	---	---	---	---	---	---	---	---	---	---	---	49.3	---	---
Silica	mg/l	---	---	---	---	---	---	---	---	---	---	---	---	---	---	20.8	---	---	---	---
Sulfate	mg/l	---	---	---	---	---	---	---	---	---	---	---	---	---	---	---	12.50	---	---	---
Lab Parameters																				
Total Dissolved Solids (Laboratory)	mg/l	---	---	---	---	---	---	---	---	---	---	---	---	---	---	---	93	---	---	---
Total Suspended Solids	mg/l	---	---	---	---	---	---	---	---	---	---	---	---	---	---	---	<5.0	---	---	---
Metals																				
Aluminum	mg/l	---	---	---	---	---	---	---	---	---	---	---	---	---	---	<0.080	---	---	---	---
Antimony	mg/l	---	---	---	---	0.088	DIS	0.03	DIS	0.747	TRC	0.64	TRC	0.747	TRC	<0.00300	---	<0.00300	---	---
Arsenic	mg/l	0.2	TRC	0.44	DIS	0.34	DIS	0.15	DIS	0.03	TRC	0.08	TRC	0.28	TRC	<0.025	---	<0.025	---	---
Barium	mg/l	---	---	---	---	---	---	---	---	98	TRC	---	---	98	TRC	---	---	0.0222	---	---
Beryllium	mg/l	---	---	---	---	---	---	---	---	1.867	TRC	0.084	TRC	1.867	TRC	---	---	<0.00200	---	---
Boron	mg/l	---	---	---	---	---	---	---	---	186.667	TRC	---	---	186.667	TRC	---	---	<0.040	---	---
Cadmium	mg/l	0.05	---	0.01146	DIS	0.003955	DIS	0.000343	DIS	0.7	TRC	0.084	TRC	0.7	TRC	<0.000026	---	<0.002000	---	---
Calcium	mg/l	---	---	---	---	---	---	---	---	---	---	---	---	---	---	---	---	14.30	---	---
Chromium	mg/l	1	---	---	---	---	---	---	---	---	---	---	---	---	---	---	---	<0.0060	---	---
Chromium, Hexavalent‡	mg/l	---	---	0.034	DIS	0.016	DIS	0.011	DIS	2.8	TRC	0.15	TRC	2.8	TRC	---	---	<0.0060	---	---
Chromium, Trivalent‡	mg/l	---	---	1.0711	TRC	0.3193	TRC	0.0415	TRC	1400	TRC	75	TRC	1400	TRC	---	---	<0.0060	---	---
Cobalt	mg/l	---	---	---	---	---	---	---	---	---	---	---	---	---	---	<0.0060	---	---	---	---
Copper	mg/l	0.5	TRC	0.01195	DIS	0.0069	DIS	0.00489	DIS	1.3	TRC	---	---	1.3	TRC	0.00305	---	<0.01000	---	---
Iron	mg/l	---	---	---	---	---	---	1	DIS	---	---	---	---	---	---	<0.060	---	---	---	---
Lead	mg/l	0.1	TRC	0.062613	DIS	0.029668	DIS	0.001156	DIS	0.015	TRC	---	---	0.015	TRC	0.000049 j	---	<0.003000	---	---
Magnesium	mg/l	---	---	---	---	---	---	---	---	---	---	---	---	---	---	---	---	3.30	---	---
Manganese	mg/l	---	---	---	---	---	---	---	---	130.667	---	---	---	130.667	---	0.0092	---	<0.0040	---	---
Mercury	mg/l	0.01	TRC	0.005	DIS	0.0024	DIS	0.00001	DIS	0.28	TRC	---	---	0.28	TRC	---	<0.00020	---	---	AZ Aquatic and Wildlife - Warm Water Chronic*
Molybdenum	mg/l	---	---	---	---	---	---	---	---	---	---	---	---	---	---	<0.0080	---	---	---	---
Nickel	mg/l	---	---	2.28596	DIS	0.2574	DIS	0.02859	DIS	28	TRC	0.511	TRC	28	TRC	0.00153	---	<0.01000	---	---
Potassium	mg/l	---	---	---	---	---	---	---	---	---	---	---	---	---	---	---	---	1.62	---	---
Selenium	mg/l	0.05	TRC	0.033	TRC	---	---	0.002	TRC	4.667	TRC	0.667	TRC	4.667	TRC	---	---	<0.00070	---	---
Silver	mg/l	---	---	0.000953	DIS	0.000953	DIS	---	---	4.667	TRC	8	TRC	4.667	TRC	<0.000100	---	<0.005000	---	---

Station Name	H 0.1 C
Sample ID	RESE-1002193
Sample Date	11/30/2011 8:30:00 AM
Basin	Devils Canyon Watershed
Sub-basin	Hackberry Canyon
QC Type	Original data

Surface Water Hydrochemical Data

MONTGOMERY & ASSOCIATES

Parameters and Constituents		Standards														Results				
Name	Units	AZ Agricultural Livestock Watering		AZ Aquatic and Wildlife - Ephemeral Acute		AZ Aquatic and Wildlife - Warm Water Acute		AZ Aquatic and Wildlife - Warm Water Chronic		AZ Full Body Contact		AZ Fish Consumption		AZ Partial Body Contact		Dissolved Results	Total Results	Total Recoverable Results	Field Results	Use Exceeded
		Standard	Fraction	Standard	Fraction	Standard	Fraction	Standard	Fraction	Standard	Fraction	Standard	Fraction	Standard	Fraction					
Metals																				
Sodium	mg/l	---	---	---	---	---	---	---	---	---	---	---	---	---	---	---	---	9.41	---	---
Thallium	mg/l	---	---	---	---	0.7	DIS	0.15	DIS	0.075	TRC	0.001	TRC	0.075	TRC	<0.00100	---	<0.00100	---	AZ Fish Consumption*
Zinc	mg/l	25	TRC	0.6107	DIS	0.0644	DIS	0.0644	DIS	280	TRC	5.106	TRC	280	TRC	0.0216	---	<0.0100	---	---

The hardness value used for calculation of hardness-dependent standards is the hardness of the sample itself, not the hardness of a receiving water.
* Detection limit exceeds standard
‡ For comparison only - no analysis exists

Station Name	H 0.1 C
Sample ID	RESE-1002217
Sample Date	3/2/2012 8:50:00 AM
Basin	Devils Canyon Watershed
Sub-basin	Hackberry Canyon
QC Type	Original data

Surface Water Hydrochemical Data

MONTGOMERY & ASSOCIATES

Parameters and Constituents		Standards														Results				
Name	Units	AZ Agricultural Livestock Watering		AZ Aquatic and Wildlife - Ephemeral Acute		AZ Aquatic and Wildlife - Warm Water Acute		AZ Aquatic and Wildlife - Warm Water Chronic		AZ Full Body Contact		AZ Fish Consumption		AZ Partial Body Contact		Dissolved Results	Total Results	Total Recoverable Results	Field Results	Use Exceeded
		Standard	Fraction	Standard	Fraction	Standard	Fraction	Standard	Fraction	Standard	Fraction	Standard	Fraction	Standard	Fraction					
Field Parameters																				
Dissolved oxygen	mg/l	---	---	---	---	6	---	6	---	---	---	---	---	---	---	---	---	---	8.88	---
Flow Rate	gallons/minute	---	---	---	---	---	---	---	---	---	---	---	---	---	---	---	---	---	3.0 j	---
pH (Field)	s.u.	6.5 - 9	---	6.5 - 9	---	6.5 - 9	---	6.5 - 9	---	6.5 - 9	---	---	---	6.5 - 9	---	---	---	---	7.92	---
Specific Conductance (Field)	uS/cm	---	---	---	---	---	---	---	---	---	---	---	---	---	---	---	---	---	169.5	---
Temperature (Field)	Deg C	---	---	---	---	---	---	---	---	---	---	---	---	---	---	---	---	---	6.40	---
Turbidity (Field)	NTUs	---	---	---	---	---	---	---	---	---	---	---	---	---	---	---	---	---	3.66	---
Inorganics																				
Alkalinity (as CaCO3)	mg/l	---	---	---	---	---	---	---	---	---	---	---	---	---	---	---	32.4	---	---	---
Bicarbonate (Calculated by M&A)	mg/l	---	---	---	---	---	---	---	---	---	---	---	---	---	---	---	39.5	---	---	---
Bicarbonate Alkalinity (as CaCO3)	mg/l	---	---	---	---	---	---	---	---	---	---	---	---	---	---	---	32.4	---	---	---
Bromide	mg/l	---	---	---	---	---	---	---	---	---	---	---	---	---	---	---	<0.100	---	---	---
Carbonate (Calculated by M&A)	mg/l	---	---	---	---	---	---	---	---	---	---	---	---	---	---	---	--	---	---	---
Carbonate Alkalinity (as CaCO3)	mg/l	---	---	---	---	---	---	---	---	---	---	---	---	---	---	---	<1.0	---	---	---
Chloride	mg/l	---	---	---	---	---	---	---	---	---	---	---	---	---	---	---	5.66	---	---	---
Fluoride	mg/l	---	---	---	---	---	---	---	---	140	---	---	---	140	---	---	0.110	---	---	---
Hardness (as CaCO3)	mg/l	---	---	---	---	---	---	---	---	---	---	---	---	---	---	---	---	41.9	---	---
Silica	mg/l	---	---	---	---	---	---	---	---	---	---	---	---	---	---	21.8	---	---	---	---
Sulfate	mg/l	---	---	---	---	---	---	---	---	---	---	---	---	---	---	---	21.30	---	---	---
Lab Parameters																				
Total Dissolved Solids (Laboratory)	mg/l	---	---	---	---	---	---	---	---	---	---	---	---	---	---	---	93	---	---	---
Total Suspended Solids	mg/l	---	---	---	---	---	---	---	---	---	---	---	---	---	---	---	<5.0	---	---	---
Metals																				
Aluminum	mg/l	---	---	---	---	---	---	---	---	---	---	---	---	---	---	<0.080	---	---	---	---
Antimony	mg/l	---	---	---	---	0.088	DIS	0.03	DIS	0.747	TRC	0.64	TRC	0.747	TRC	<0.00300	---	<0.00300	---	---
Arsenic	mg/l	0.2	TRC	0.44	DIS	0.34	DIS	0.15	DIS	0.03	TRC	0.08	TRC	0.28	TRC	<0.025	---	<0.025	---	---
Barium	mg/l	---	---	---	---	---	---	---	---	98	TRC	---	---	98	TRC	---	---	0.0318	---	---
Beryllium	mg/l	---	---	---	---	---	---	---	---	1.867	TRC	0.084	TRC	1.867	TRC	---	---	<0.00200	---	---
Boron	mg/l	---	---	---	---	---	---	---	---	186.667	TRC	---	---	186.667	TRC	---	---	<0.040	---	---
Cadmium	mg/l	0.05	---	0.009781	DIS	0.003375	DIS	0.000306	DIS	0.7	TRC	0.084	TRC	0.7	TRC	<0.000013	---	<0.002000	---	---
Calcium	mg/l	---	---	---	---	---	---	---	---	---	---	---	---	---	---	---	---	12.10	---	---
Chromium	mg/l	1	---	---	---	---	---	---	---	---	---	---	---	---	---	---	---	<0.0060	---	---
Chromium, Hexavalent‡	mg/l	---	---	0.034	DIS	0.016	DIS	0.011	DIS	2.8	TRC	0.15	TRC	2.8	TRC	---	---	<0.0060	---	---
Chromium, Trivalent‡	mg/l	---	---	0.9376	TRC	0.2794	TRC	0.0363	TRC	1400	TRC	75	TRC	1400	TRC	---	---	<0.0060	---	---
Cobalt	mg/l	---	---	---	---	---	---	---	---	---	---	---	---	---	---	<0.0060	---	---	---	---
Copper	mg/l	0.5	TRC	0.01025	DIS	0.00592	DIS	0.00426	DIS	1.3	TRC	---	---	1.3	TRC	0.00196	---	<0.01000	---	---
Iron	mg/l	---	---	---	---	---	---	1	DIS	---	---	---	---	---	---	<0.060	---	---	---	---
Lead	mg/l	0.1	TRC	0.052253	DIS	0.024759	DIS	0.000965	DIS	0.015	TRC	---	---	0.015	TRC	0.000037 j	---	<0.003000	---	---
Magnesium	mg/l	---	---	---	---	---	---	---	---	---	---	---	---	---	---	---	---	2.82	---	---
Manganese	mg/l	---	---	---	---	---	---	---	---	130.667	---	---	---	130.667	---	<0.0040	---	<0.0040	---	---
Mercury	mg/l	0.01	TRC	0.005	DIS	0.0024	DIS	0.00001	DIS	0.28	TRC	---	---	0.28	TRC	---	<0.00020	---	---	AZ Aquatic and Wildlife - Warm Water Chronic*
Molybdenum	mg/l	---	---	---	---	---	---	---	---	---	---	---	---	---	---	<0.0080	---	---	---	---
Nickel	mg/l	---	---	1.99211	DIS	0.22431	DIS	0.02491	DIS	28	TRC	0.511	TRC	28	TRC	<0.00100	---	<0.01000	---	---
Potassium	mg/l	---	---	---	---	---	---	---	---	---	---	---	---	---	---	---	---	1.87	---	---
Selenium	mg/l	0.05	TRC	0.033	TRC	---	---	0.002	TRC	4.667	TRC	0.667	TRC	4.667	TRC	---	---	<0.00028	---	---
Silver	mg/l	---	---	0.00072	DIS	0.00072	DIS	---	---	4.667	TRC	8	TRC	4.667	TRC	<0.000100	---	<0.005000	---	---

Station Name	H 0.1 C
Sample ID	RESE-1002217
Sample Date	3/2/2012 8:50:00 AM
Basin	Devils Canyon Watershed
Sub-basin	Hackberry Canyon
QC Type	Original data

Surface Water Hydrochemical Data

MONTGOMERY & ASSOCIATES

Parameters and Constituents		Standards														Results				
Name	Units	AZ Agricultural Livestock Watering		AZ Aquatic and Wildlife - Ephemeral Acute		AZ Aquatic and Wildlife - Warm Water Acute		AZ Aquatic and Wildlife - Warm Water Chronic		AZ Full Body Contact		AZ Fish Consumption		AZ Partial Body Contact		Dissolved Results	Total Results	Total Recoverable Results	Field Results	Use Exceeded
		Standard	Fraction	Standard	Fraction	Standard	Fraction	Standard	Fraction	Standard	Fraction	Standard	Fraction	Standard	Fraction					
Metals																				
Sodium	mg/l	---	---	---	---	---	---	---	---	---	---	---	---	---	---	---	---	7.81	---	---
Thallium	mg/l	---	---	---	---	0.7	DIS	0.15	DIS	0.075	TRC	0.001	TRC	0.075	TRC	<0.00100	---	<0.00100	---	AZ Fish Consumption*
Zinc	mg/l	25	TRC	0.5321	DIS	0.0561	DIS	0.0561	DIS	280	TRC	5.106	TRC	280	TRC	<0.0100	---	<0.0100	---	---

The hardness value used for calculation of hardness-dependent standards is the hardness of the sample itself, not the hardness of a receiving water.
* Detection limit exceeds standard
‡ For comparison only - no analysis exists

Station Name	H 0.1 C
Sample ID	RESE-1002229
Sample Date	5/3/2012 9:20:00 AM
Basin	Devils Canyon Watershed
Sub-basin	Hackberry Canyon
QC Type	Original data

Surface Water Hydrochemical Data

MONTGOMERY & ASSOCIATES

Parameters and Constituents		Standards														Results				
Name	Units	AZ Agricultural Livestock Watering		AZ Aquatic and Wildlife - Ephemeral Acute		AZ Aquatic and Wildlife - Warm Water Acute		AZ Aquatic and Wildlife - Warm Water Chronic		AZ Full Body Contact		AZ Fish Consumption		AZ Partial Body Contact		Dissolved Results	Total Results	Total Recoverable Results	Field Results	Use Exceeded
		Standard	Fraction	Standard	Fraction	Standard	Fraction	Standard	Fraction	Standard	Fraction	Standard	Fraction	Standard	Fraction					
Field Parameters																				
Dissolved oxygen	mg/l	---	---	---	---	6	---	6	---	---	---	---	---	---	---	---	---	---	5.25	AZ Aquatic and Wildlife - Warm Water Acute† AZ Aquatic and Wildlife - Warm Water Chronic†
pH (Field)	s.u.	6.5 - 9	---	6.5 - 9	---	6.5 - 9	---	6.5 - 9	---	6.5 - 9	---	---	---	6.5 - 9	---	---	---	---	7.71	---
Specific Conductance (Field)	uS/cm	---	---	---	---	---	---	---	---	---	---	---	---	---	---	---	---	---	112.0	---
Temperature (Field)	Deg C	---	---	---	---	---	---	---	---	---	---	---	---	---	---	---	---	---	19.51	---
Turbidity (Field)	NTUs	---	---	---	---	---	---	---	---	---	---	---	---	---	---	---	---	---	2.14	---
Inorganics																				
Alkalinity (as CaCO3)	mg/l	---	---	---	---	---	---	---	---	---	---	---	---	---	---	---	43.9	---	---	---
Bicarbonate (Calculated by M&A)	mg/l	---	---	---	---	---	---	---	---	---	---	---	---	---	---	---	53.6	---	---	---
Bicarbonate Alkalinity (as CaCO3)	mg/l	---	---	---	---	---	---	---	---	---	---	---	---	---	---	---	43.9	---	---	---
Bromide	mg/l	---	---	---	---	---	---	---	---	---	---	---	---	---	---	---	<0.100	---	---	---
Carbonate (Calculated by M&A)	mg/l	---	---	---	---	---	---	---	---	---	---	---	---	---	---	---	--	---	---	---
Carbonate Alkalinity (as CaCO3)	mg/l	---	---	---	---	---	---	---	---	---	---	---	---	---	---	---	<1.0	---	---	---
Chloride	mg/l	---	---	---	---	---	---	---	---	---	---	---	---	---	---	---	5.24	---	---	---
Fluoride	mg/l	---	---	---	---	---	---	---	---	140	---	---	---	140	---	---	0.140	---	---	---
Hardness (as CaCO3)	mg/l	---	---	---	---	---	---	---	---	---	---	---	---	---	---	---	---	39.5	---	---
Silica	mg/l	---	---	---	---	---	---	---	---	---	---	---	---	---	---	20.8	---	---	---	---
Sulfate	mg/l	---	---	---	---	---	---	---	---	---	---	---	---	---	---	---	13.80	---	---	---
Lab Parameters																				
Total Dissolved Solids (Laboratory)	mg/l	---	---	---	---	---	---	---	---	---	---	---	---	---	---	---	107 j	---	---	---
Total Suspended Solids	mg/l	---	---	---	---	---	---	---	---	---	---	---	---	---	---	---	<5.0	---	---	---
Metals																				
Aluminum	mg/l	---	---	---	---	---	---	---	---	---	---	---	---	---	---	<0.0222	---	---	---	---
Antimony	mg/l	---	---	---	---	0.088	DIS	0.03	DIS	0.747	TRC	0.64	TRC	0.747	TRC	<0.00300	---	<0.00380	---	---
Arsenic	mg/l	0.2	TRC	0.44	DIS	0.34	DIS	0.15	DIS	0.03	TRC	0.08	TRC	0.28	TRC	<0.0067	---	<0.0033	---	---
Barium	mg/l	---	---	---	---	---	---	---	---	98	TRC	---	---	98	TRC	---	---	0.0327	---	---
Beryllium	mg/l	---	---	---	---	---	---	---	---	1.867	TRC	0.084	TRC	1.867	TRC	---	---	<0.00031	---	---
Boron	mg/l	---	---	---	---	---	---	---	---	186.667	TRC	---	---	186.667	TRC	---	---	0.0113 j	---	---
Cadmium	mg/l	0.05	---	0.087609	DIS	0.030232	DIS	0.001468	DIS	0.7	TRC	0.084	TRC	0.7	TRC	<0.000014	---	<0.000290	---	---
Calcium	mg/l	---	---	---	---	---	---	---	---	---	---	---	---	---	---	---	---	10.60	---	---
Chromium	mg/l	1	---	---	---	---	---	---	---	---	---	---	---	---	---	---	---	<0.00075	---	---
Chromium, Hexavalent‡	mg/l	---	---	0.034	DIS	0.016	DIS	0.011	DIS	2.8	TRC	0.15	TRC	2.8	TRC	---	---	<0.00075	---	---
Chromium, Trivalent‡	mg/l	---	---	5.9497	TRC	1.7733	TRC	0.2307	TRC	1400	TRC	75	TRC	1400	TRC	---	---	<0.00075	---	---
Cobalt	mg/l	---	---	---	---	---	---	---	---	---	---	---	---	---	---	<0.0014	---	---	---	---
Copper	mg/l	0.5	TRC	0.08588	DIS	0.04962	DIS	0.02928	DIS	1.3	TRC	---	---	1.3	TRC	0.00330	---	0.00450 j	---	---
Iron	mg/l	---	---	---	---	---	---	1	DIS	---	---	---	---	---	---	<0.0222	---	---	---	---
Lead	mg/l	0.1	TRC	0.592712	DIS	0.280846	DIS	0.010944	DIS	0.015	TRC	---	---	0.015	TRC	<0.000059	---	<0.000072	---	---
Magnesium	mg/l	---	---	---	---	---	---	---	---	---	---	---	---	---	---	---	---	3.18	---	---
Manganese	mg/l	---	---	---	---	---	---	---	---	130.667	---	---	---	130.667	---	0.0052	---	0.0142	---	---
Mercury	mg/l	0.01	TRC	0.005	DIS	0.0024	DIS	0.00001	DIS	0.28	TRC	---	---	0.28	TRC	---	<0.000054	---	---	AZ Aquatic and Wildlife - Warm Water Chronic*
Molybdenum	mg/l	---	---	---	---	---	---	---	---	---	---	---	---	---	---	<0.0021	---	---	---	---
Nickel	mg/l	---	---	13.43579	DIS	1.51289	DIS	0.16804	DIS	28	TRC	0.511	TRC	28	TRC	0.00110	---	<0.00200	---	---
Potassium	mg/l	---	---	---	---	---	---	---	---	---	---	---	---	---	---	---	---	0.973	---	---
Selenium	mg/l	0.05	TRC	0.033	TRC	---	---	0.002	TRC	4.667	TRC	0.667	TRC	4.667	TRC	0.00043 j+	---	<0.00028	---	---
Silver	mg/l	---	---	0.034911	DIS	0.034911	DIS	---	---	4.667	TRC	8	TRC	4.667	TRC	<0.000014	---	<0.000700	---	---
Sodium	mg/l	---	---	---	---	---	---	---	---	---	---	---	---	---	---	---	---	11.20	---	---

Station Name	H 0.1 C
Sample ID	RESE-1002229
Sample Date	5/3/2012 9:20:00 AM
Basin	Devils Canyon Watershed
Sub-basin	Hackberry Canyon
QC Type	Original data

Surface Water Hydrochemical Data

MONTGOMERY & ASSOCIATES

Parameters and Constituents		Standards														Results				
Name	Units	AZ Agricultural Livestock Watering		AZ Aquatic and Wildlife - Ephemeral Acute		AZ Aquatic and Wildlife - Warm Water Acute		AZ Aquatic and Wildlife - Warm Water Chronic		AZ Full Body Contact		AZ Fish Consumption		AZ Partial Body Contact		Dissolved Results	Total Results	Total Recoverable Results	Field Results	Use Exceeded
		Standard	Fraction	Standard	Fraction	Standard	Fraction	Standard	Fraction	Standard	Fraction	Standard	Fraction	Standard	Fraction					
Metals																				
Strontium (by isotope dilution)	ppm	---	---	---	---	---	---	---	---	---	---	---	---	---	---	---	0.0832	---	---	---
Thallium	mg/l	---	---	---	---	0.7	DIS	0.15	DIS	0.075	TRC	0.001	TRC	0.075	TRC	<0.000008	---	<0.000009	---	---
Zinc	mg/l	25	TRC	3.5994	DIS	0.3793	DIS	0.3793	DIS	280	TRC	5.106	TRC	280	TRC	<0.0026	---	<0.0013	---	---
Radiogenic Isotopes																				
Carbon 14	pmC	---	---	---	---	---	---	---	---	---	---	---	---	---	---	---	101.38	---	---	---
Strontium 87/86	none	---	---	---	---	---	---	---	---	---	---	---	---	---	---	---	709806.000000	---	---	---
Tritium	TU	---	---	---	---	---	---	---	---	---	---	---	---	---	---	---	4.41	---	---	---
Stable Isotopes																				
Delta Carbon-13 of DIC	per mil	---	---	---	---	---	---	---	---	---	---	---	---	---	---	---	-18.4	---	---	---
Delta Deuterium	per mil	---	---	---	---	---	---	---	---	---	---	---	---	---	---	---	-39.3	---	---	---
Delta Oxygen-18	per mil	---	---	---	---	---	---	---	---	---	---	---	---	---	---	---	-3.08	---	---	---
Delta Oxygen-18 of Sulfate	per mil	---	---	---	---	---	---	---	---	---	---	---	---	---	---	---	3.6	---	---	---
Delta Sulfur-34	per mil	---	---	---	---	---	---	---	---	---	---	---	---	---	---	---	3.0	---	---	---

The hardness value used for calculation of hardness-dependent standards is the hardness of the sample itself, not the hardness of a receiving water.
* Detection limit exceeds standard
† Exceedance is considered less than regulatory limit
‡ For comparison only - no analysis exists

Station Name	H 0.1 C
Sample ID	RESE-1003057
Sample Date	8/15/2012 12:05:00 PM
Basin	Devils Canyon Watershed
Sub-basin	Hackberry Canyon
QC Type	Original data

Surface Water Hydrochemical Data

MONTGOMERY & ASSOCIATES

Parameters and Constituents		Standards														Results				
Name	Units	AZ Agricultural Livestock Watering		AZ Aquatic and Wildlife - Ephemeral Acute		AZ Aquatic and Wildlife - Warm Water Acute		AZ Aquatic and Wildlife - Warm Water Chronic		AZ Full Body Contact		AZ Fish Consumption		AZ Partial Body Contact		Dissolved Results	Total Results	Total Recoverable Results	Field Results	Use Exceeded
		Standard	Fraction	Standard	Fraction	Standard	Fraction	Standard	Fraction	Standard	Fraction	Standard	Fraction	Standard	Fraction					
Field Parameters																				
Flow Rate	gallons/minute	---	---	---	---	---	---	---	---	---	---	---	---	---	---	---	---	---	0.0	---
pH (Field)	s.u.	6.5 - 9	---	6.5 - 9	---	6.5 - 9	---	6.5 - 9	---	6.5 - 9	---	---	---	6.5 - 9	---	---	---	---	8.51	---
Specific Conductance (Field)	uS/cm	---	---	---	---	---	---	---	---	---	---	---	---	---	---	---	---	---	215.4	---
Temperature (Field)	Deg C	---	---	---	---	---	---	---	---	---	---	---	---	---	---	---	---	---	27.20	---
Turbidity (Field)	NTUs	---	---	---	---	---	---	---	---	---	---	---	---	---	---	---	---	---	7.00	---
Inorganics																				
Alkalinity (as CaCO3)	mg/l	---	---	---	---	---	---	---	---	---	---	---	---	---	---	---	93.5	---	---	---
Bicarbonate (Calculated by M&A)	mg/l	---	---	---	---	---	---	---	---	---	---	---	---	---	---	---	114.1	---	---	---
Bicarbonate Alkalinity (as CaCO3)	mg/l	---	---	---	---	---	---	---	---	---	---	---	---	---	---	---	93.5	---	---	---
Bromide	mg/l	---	---	---	---	---	---	---	---	---	---	---	---	---	---	---	0.170	---	---	---
Carbonate (Calculated by M&A)	mg/l	---	---	---	---	---	---	---	---	---	---	---	---	---	---	---	--	---	---	---
Carbonate Alkalinity (as CaCO3)	mg/l	---	---	---	---	---	---	---	---	---	---	---	---	---	---	---	<1.0	---	---	---
Chloride	mg/l	---	---	---	---	---	---	---	---	---	---	---	---	---	---	---	7.77	---	---	---
Fluoride	mg/l	---	---	---	---	---	---	---	---	140	---	---	---	140	---	---	0.260	---	---	---
Hardness (as CaCO3)	mg/l	---	---	---	---	---	---	---	---	---	---	---	---	---	---	---	---	68.0	---	---
Silica	mg/l	---	---	---	---	---	---	---	---	---	---	---	---	---	---	49.5	---	---	---	---
Sulfate	mg/l	---	---	---	---	---	---	---	---	---	---	---	---	---	---	---	7.09	---	---	---
Lab Parameters																				
Total Dissolved Solids (Laboratory)	mg/l	---	---	---	---	---	---	---	---	---	---	---	---	---	---	---	179	---	---	---
Total Suspended Solids	mg/l	---	---	---	---	---	---	---	---	---	---	---	---	---	---	---	<5.0	---	---	---
Metals																				
Aluminum	mg/l	---	---	---	---	---	---	---	---	---	---	---	---	---	---	<0.080	---	---	---	---
Antimony	mg/l	---	---	---	---	0.088	DIS	0.03	DIS	0.747	TRC	0.64	TRC	0.747	TRC	<0.00300	---	<0.00300	---	---
Arsenic	mg/l	0.2	TRC	0.44	DIS	0.34	DIS	0.15	DIS	0.03	TRC	0.08	TRC	0.28	TRC	<0.025	---	<0.025	---	---
Barium	mg/l	---	---	---	---	---	---	---	---	98	TRC	---	---	98	TRC	---	---	0.0552	---	---
Beryllium	mg/l	---	---	---	---	---	---	---	---	1.867	TRC	0.084	TRC	1.867	TRC	---	---	<0.00200	---	---
Boron	mg/l	---	---	---	---	---	---	---	---	186.667	TRC	---	---	186.667	TRC	---	---	<0.040	---	---
Cadmium	mg/l	0.05	---	0.015672	DIS	0.005408	DIS	0.000429	DIS	0.7	TRC	0.084	TRC	0.7	TRC	<0.000014	---	<0.002000	---	---
Calcium	mg/l	---	---	---	---	---	---	---	---	---	---	---	---	---	---	---	---	19.80	---	---
Chromium	mg/l	1	---	---	---	---	---	---	---	---	---	---	---	---	---	---	---	<0.0060	---	---
Chromium, Hexavalent‡	mg/l	---	---	0.034	DIS	0.016	DIS	0.011	DIS	2.8	TRC	0.15	TRC	2.8	TRC	---	---	<0.0060	---	---
Chromium, Trivalent‡	mg/l	---	---	1.3939	TRC	0.4155	TRC	0.054	TRC	1400	TRC	75	TRC	1400	TRC	---	---	<0.0060	---	---
Cobalt	mg/l	---	---	---	---	---	---	---	---	---	---	---	---	---	---	<0.0060	---	---	---	---
Copper	mg/l	0.5	TRC	0.01617	DIS	0.00934	DIS	0.00644	DIS	1.3	TRC	---	---	1.3	TRC	0.00664	---	<0.01000	---	AZ Aquatic and Wildlife - Warm Water Chronic
Iron	mg/l	---	---	---	---	---	---	1	DIS	---	---	---	---	---	---	<0.060	---	---	---	---
Lead	mg/l	0.1	TRC	0.089346	DIS	0.042335	DIS	0.00165	DIS	0.015	TRC	---	---	0.015	TRC	0.000066 j	---	<0.003000	---	---
Magnesium	mg/l	---	---	---	---	---	---	---	---	---	---	---	---	---	---	---	---	4.53	---	---
Manganese	mg/l	---	---	---	---	---	---	---	---	130.667	---	---	---	130.667	---	0.0414	---	0.0713	---	---
Mercury	mg/l	0.01	TRC	0.005	DIS	0.0024	DIS	0.00001	DIS	0.28	TRC	---	---	0.28	TRC	---	<0.00020	---	---	AZ Aquatic and Wildlife - Warm Water Chronic*
Molybdenum	mg/l	---	---	---	---	---	---	---	---	---	---	---	---	---	---	<0.0080	---	---	---	---
Nickel	mg/l	---	---	3.0007	DIS	0.33788	DIS	0.03753	DIS	28	TRC	0.511	TRC	28	TRC	<0.00100	---	<0.01000	---	---
Potassium	mg/l	---	---	---	---	---	---	---	---	---	---	---	---	---	---	---	---	3.96	---	---
Selenium	mg/l	0.05	TRC	0.033	TRC	---	---	0.002	TRC	4.667	TRC	0.667	TRC	4.667	TRC	---	---	0.00056 jd	---	---
Silver	mg/l	---	---	0.001657	DIS	0.001657	DIS	---	---	4.667	TRC	8	TRC	4.667	TRC	<0.000100	---	<0.005000	---	---
Sodium	mg/l	---	---	---	---	---	---	---	---	---	---	---	---	---	---	---	---	16.80	---	---

Station Name	H 0.1 C
Sample ID	RESE-1003057
Sample Date	8/15/2012 12:05:00 PM
Basin	Devils Canyon Watershed
Sub-basin	Hackberry Canyon
QC Type	Original data

Surface Water Hydrochemical Data

MONTGOMERY & ASSOCIATES

Parameters and Constituents		Standards														Results				
Name	Units	AZ Agricultural Livestock Watering		AZ Aquatic and Wildlife - Ephemeral Acute		AZ Aquatic and Wildlife - Warm Water Acute		AZ Aquatic and Wildlife - Warm Water Chronic		AZ Full Body Contact		AZ Fish Consumption		AZ Partial Body Contact		Dissolved Results	Total Results	Total Recoverable Results	Field Results	Use Exceeded
		Standard	Fraction	Standard	Fraction	Standard	Fraction	Standard	Fraction	Standard	Fraction	Standard	Fraction	Standard	Fraction					
Metals																				
Thallium	mg/l	---	---	---	---	0.7	DIS	0.15	DIS	0.075	TRC	0.001	TRC	0.075	TRC	<0.00100	---	<0.00100	---	AZ Fish Consumption*
Zinc	mg/l	25	TRC	0.802	DIS	0.0845	DIS	0.0845	DIS	280	TRC	5.106	TRC	280	TRC	<0.0100	---	<0.0100	---	---

The hardness value used for calculation of hardness-dependent standards is the hardness of the sample itself, not the hardness of a receiving water.
* Detection limit exceeds standard
‡ For comparison only - no analysis exists

Explanation of Codes

Absent = Analyte not present	ND = Not Detected
ge = Greater than or equal to reported value	Not Applicable = Analyte not applicable
i = Insufficient sample	q = Uncertain value
j = Estimated value	r = Unusable data
j+ = Estimated value, high bias	< = Less than reported detection limit
j- = Estimated value, low bias	> = Greater than reported value
Lost = Sample lost in processing	d = Diluted. Diluted samples are indicated only when value is estimated.
n = Not measured	LD = Laboratory duplicate
na = Not available	SP = Split sample
Present = Analyte was detected	SPD = Split-Duplicate

Station Name	IC 1.0 C
Sample ID	RESE-1002019
Sample Date	8/28/2008 3:00:00 PM
Basin	Devils Canyon Watershed
Sub-basin	Iron Canyon
QC Type	Original data

Surface Water Hydrochemical Data

MONTGOMERY & ASSOCIATES

Parameters and Constituents		Standards														Results				
Name	Units	AZ Agricultural Livestock Watering		AZ Aquatic and Wildlife - Ephemeral Acute		AZ Aquatic and Wildlife - Warm Water Acute		AZ Aquatic and Wildlife - Warm Water Chronic		AZ Full Body Contact		AZ Fish Consumption		AZ Partial Body Contact		Dissolved Results	Total Results	Total Recoverable Results	Field Results	Use Exceeded
		Standard	Fraction	Standard	Fraction	Standard	Fraction	Standard	Fraction	Standard	Fraction	Standard	Fraction	Standard	Fraction					
Bacteria																				
E. Coli	MPN/100ml	---	---	---	---	---	---	---	---	235	---	---	---	575	---	---	365.4	---	---	AZ Full Body Contact
Total Coliforms	MPN/100ml	---	---	---	---	---	---	---	---	---	---	---	---	---	---	---	>2419.6	---	---	---
Field Parameters																				
Dissolved oxygen	mg/l	---	---	---	---	6	---	6	---	---	---	---	---	---	---	---	---	---	6.10	---
Flow Rate	gallons/minute	---	---	---	---	---	---	---	---	---	---	---	---	---	---	---	---	---	4.41	---
pH (Field)	s.u.	6.5 - 9	---	6.5 - 9	---	6.5 - 9	---	6.5 - 9	---	6.5 - 9	---	---	---	6.5 - 9	---	---	---	---	6.88	---
Specific Conductance (Field)	uS/cm	---	---	---	---	---	---	---	---	---	---	---	---	---	---	---	---	---	264.0	---
Temperature (Field)	Deg C	---	---	---	---	---	---	---	---	---	---	---	---	---	---	---	---	---	27.60	---
Turbidity (Field)	NTUs	---	---	---	---	---	---	---	---	---	---	---	---	---	---	---	---	---	9.83	---
Inorganics																				
Alkalinity (as CaCO3)	mg/l	---	---	---	---	---	---	---	---	---	---	---	---	---	---	37.3	39.9	---	---	---
Bicarbonate (Calculated by M&A)	mg/l	---	---	---	---	---	---	---	---	---	---	---	---	---	---	45.5	---	---	---	---
Bicarbonate Alkalinity (as CaCO3)	mg/l	---	---	---	---	---	---	---	---	---	---	---	---	---	---	37.3	39.9	---	---	---
Bromide	mg/l	---	---	---	---	---	---	---	---	---	---	---	---	---	---	---	<0.100	---	---	---
Carbonate (Calculated by M&A)	mg/l	---	---	---	---	---	---	---	---	---	---	---	---	---	---	--	---	---	---	---
Carbonate Alkalinity (as CaCO3)	mg/l	---	---	---	---	---	---	---	---	---	---	---	---	---	---	<1.0	<1.0	---	---	---
Chloride	mg/l	---	---	---	---	---	---	---	---	---	---	---	---	---	---	23.20	22.50	---	---	---
Fluoride	mg/l	---	---	---	---	---	---	---	---	140	---	---	---	140	---	---	<0.100	---	---	---
Hardness (as CaCO3)	mg/l	---	---	---	---	---	---	---	---	---	---	---	---	---	---	---	73.7	---	---	---
Nitrate as N	mg/l	---	---	---	---	---	---	---	---	3733.33	---	---	---	3733.33	---	---	0.97	---	---	---
Nitrate+Nitrite as N (calculated by M&A)	mg/l	---	---	---	---	---	---	---	---	3733.33	---	---	---	3733.33	---	---	0.97	---	---	---
Nitrite as N	mg/l	---	---	---	---	---	---	---	---	233.33	---	---	---	233.33	---	---	<0.10	---	---	---
Orthophosphate as P	mg/l	---	---	---	---	---	---	---	---	---	---	---	---	---	---	---	<0.20	---	---	---
Silica	mg/l	---	---	---	---	---	---	---	---	---	---	---	---	---	---	35.5	---	---	---	---
Sulfate	mg/l	---	---	---	---	---	---	---	---	---	---	---	---	---	---	45.4	49.4	---	---	---
Lab Parameters																				
Total Dissolved Solids (Laboratory)	mg/l	---	---	---	---	---	---	---	---	---	---	---	---	---	---	---	192	---	---	---
Total Suspended Solids	mg/l	---	---	---	---	---	---	---	---	---	---	---	---	---	---	---	<5.0	---	---	---
Metals																				
Aluminum	mg/l	---	---	---	---	---	---	---	---	---	---	---	---	---	---	0.0527 j	---	---	---	---
Antimony	mg/l	---	---	---	---	0.088	DIS	0.03	DIS	0.747	TRC	0.64	TRC	0.747	TRC	0.00045 j	0.00042 j	---	---	---
Arsenic	mg/l	0.2	TRC	0.44	DIS	0.34	DIS	0.15	DIS	0.03	TRC	0.08	TRC	0.28	TRC	<0.0066	<0.0065	---	---	---
Barium	mg/l	---	---	---	---	---	---	---	---	98	TRC	---	---	98	TRC	0.0569	---	---	---	---
Beryllium	mg/l	---	---	---	---	---	---	---	---	1.867	TRC	0.084	TRC	1.867	TRC	<0.00036	<0.00036	---	---	---
Boron	mg/l	---	---	---	---	---	---	---	---	186.667	TRC	---	---	186.667	TRC	---	0.0328 j	---	---	---
Cadmium	mg/l	0.05	---	0.087609	DIS	0.030232	DIS	0.001468	DIS	0.7	TRC	0.084	TRC	0.7	TRC	<0.000034	<0.000960	---	---	---
Calcium	mg/l	---	---	---	---	---	---	---	---	---	---	---	---	---	---	23.60	21.10	---	---	---
Chromium	mg/l	1	---	---	---	---	---	---	---	---	---	---	---	---	---	---	<0.0010	---	---	---
Chromium, Hexavalent‡	mg/l	---	---	0.034	DIS	0.016	DIS	0.011	DIS	2.8	TRC	0.15	TRC	2.8	TRC	---	<0.0010	---	---	---
Chromium, Trivalent‡	mg/l	---	---	5.9497	TRC	1.7733	TRC	0.2307	TRC	1400	TRC	75	TRC	1400	TRC	---	<0.0010	---	---	---
Cobalt	mg/l	---	---	---	---	---	---	---	---	---	---	---	---	---	---	<0.00065	---	---	---	---
Copper	mg/l	0.5	TRC	0.08588	DIS	0.04962	DIS	0.02928	DIS	1.3	TRC	---	---	1.3	TRC	0.01350	0.01260	---	---	---
Iron	mg/l	---	---	---	---	---	---	1	DIS	---	---	---	---	---	---	0.0374 j	---	---	---	---
Lead	mg/l	0.1	TRC	0.592712	DIS	0.280846	DIS	0.010944	DIS	0.015	TRC	---	---	0.015	TRC	0.000149 j	0.000477 j	---	---	---
Magnesium	mg/l	---	---	---	---	---	---	---	---	---	---	---	---	---	---	5.69	5.09	---	---	---
Manganese	mg/l	---	---	---	---	---	---	---	---	130.667	---	---	---	130.667	---	0.0053 j	0.0052 j	---	---	---

Station Name	IC 1.0 C
Sample ID	RESE-1002019
Sample Date	8/28/2008 3:00:00 PM
Basin	Devils Canyon Watershed
Sub-basin	Iron Canyon
QC Type	Original data

Surface Water Hydrochemical Data

MONTGOMERY & ASSOCIATES

Parameters and Constituents		Standards														Results				
Name	Units	AZ Agricultural Livestock Watering		AZ Aquatic and Wildlife - Ephemeral Acute		AZ Aquatic and Wildlife - Warm Water Acute		AZ Aquatic and Wildlife - Warm Water Chronic		AZ Full Body Contact		AZ Fish Consumption		AZ Partial Body Contact		Dissolved Results	Total Results	Total Recoverable Results	Field Results	Use Exceeded
		Standard	Fraction	Standard	Fraction	Standard	Fraction	Standard	Fraction	Standard	Fraction	Standard	Fraction	Standard	Fraction					
Metals																				
Molybdenum	mg/l	---	---	---	---	---	---	---	---	---	---	---	---	---	---	<0.0023	---	---	---	---
Nickel	mg/l	---	---	13.43579	DIS	1.51289	DIS	0.16804	DIS	28	TRC	0.511	TRC	28	TRC	<0.00230	<0.00230	---	---	---
Potassium	mg/l	---	---	---	---	---	---	---	---	---	---	---	---	---	---	4.41	4.20	---	---	---
Selenium	mg/l	0.05	TRC	0.033	TRC	---	---	0.002	TRC	4.667	TRC	0.667	TRC	4.667	TRC	---	0.00066 j	---	---	---
Silver	mg/l	---	---	0.034911	DIS	0.034911	DIS	---	---	4.667	TRC	8	TRC	4.667	TRC	<0.000017	<0.000790	---	---	---
Sodium	mg/l	---	---	---	---	---	---	---	---	---	---	---	---	---	---	14.90	13.50	---	---	---
Strontium	mg/l	---	---	---	---	---	---	---	---	---	---	---	---	---	---	0.1900	---	---	---	---
Strontium (by isotope dilution)	ppm	---	---	---	---	---	---	---	---	---	---	---	---	---	---	---	0.2035	---	---	---
Thallium	mg/l	---	---	---	---	0.7	DIS	0.15	DIS	0.075	TRC	0.001	TRC	0.075	TRC	<0.000018	<0.000018	---	---	---
Uranium	mg/l	---	---	---	---	---	---	---	---	2.8	---	---	---	2.8	---	---	<0.0003	---	---	---
Zinc	mg/l	25	TRC	3.5994	DIS	0.3793	DIS	0.3793	DIS	280	TRC	5.106	TRC	280	TRC	0.0028 j	0.0092 j	---	---	---
Other																				
Dissolved Organic Carbon	mg/l	---	---	---	---	---	---	---	---	---	---	---	---	---	---	---	---	---	7.74	---
Radiogenic Isotopes																				
Strontium 87/86	none	---	---	---	---	---	---	---	---	---	---	---	---	---	---	---	0.710503	---	---	---
Tritium	TU	---	---	---	---	---	---	---	---	---	---	---	---	---	---	---	4.5	---	---	---
Radiologicals																				
Gross Alpha	pCi/l	---	---	---	---	---	---	---	---	---	---	---	---	---	---	---	18.2	---	---	---
Gross Beta	pCi/l	---	---	---	---	---	---	---	---	---	---	---	---	---	---	---	23.8	---	---	---
Uranium Activity (Calc 907.0)	pCi/l	---	---	---	---	---	---	---	---	---	---	---	---	---	---	---	<0.2	---	---	---
Radionuclides																				
Radium 226	pCi/l	---	---	---	---	---	---	---	---	---	---	---	---	---	---	---	<0.21	---	---	---
Radium 226 + Radium 228	pCi/l	---	---	---	---	---	---	---	---	---	---	---	---	---	---	---	--	---	---	---
Radium 228	pCi/l	---	---	---	---	---	---	---	---	---	---	---	---	---	---	---	<1.2	---	---	---
Uranium 234	pCi/l	---	---	---	---	---	---	---	---	---	---	---	---	---	---	---	<0.2	---	---	---
Uranium 235	pCi/l	---	---	---	---	---	---	---	---	---	---	---	---	---	---	---	<0.2	---	---	---
Uranium 238	pCi/l	---	---	---	---	---	---	---	---	---	---	---	---	---	---	---	<0.2	---	---	---
Stable Isotopes																				
Delta Deuterium	per mil	---	---	---	---	---	---	---	---	---	---	---	---	---	---	---	-93	---	---	---
Delta Oxygen-18	per mil	---	---	---	---	---	---	---	---	---	---	---	---	---	---	---	-12.6	---	---	---
Delta Oxygen-18 of Sulfate	per mil	---	---	---	---	---	---	---	---	---	---	---	---	---	---	---	6.8	---	---	---
Delta Sulfur-34	per mil	---	---	---	---	---	---	---	---	---	---	---	---	---	---	---	-7.7	---	---	---

The hardness value used for calculation of hardness-dependent standards is the hardness of the sample itself, not the hardness of a receiving water.

‡ For comparison only - no analysis exists

Station Name	IC 1.0 C
Sample ID	RESE-1002055
Sample Date	2/17/2009 4:30:00 PM
Basin	Devils Canyon Watershed
Sub-basin	Iron Canyon
QC Type	Original data

Surface Water Hydrochemical Data

MONTGOMERY & ASSOCIATES

Parameters and Constituents		Standards														Results				
Name	Units	AZ Agricultural Livestock Watering		AZ Aquatic and Wildlife - Ephemeral Acute		AZ Aquatic and Wildlife - Warm Water Acute		AZ Aquatic and Wildlife - Warm Water Chronic		AZ Full Body Contact		AZ Fish Consumption		AZ Partial Body Contact		Dissolved Results	Total Results	Total Recoverable Results	Field Results	Use Exceeded
		Standard	Fraction	Standard	Fraction	Standard	Fraction	Standard	Fraction	Standard	Fraction	Standard	Fraction	Standard	Fraction					
Field Parameters																				
Dissolved oxygen	mg/l	---	---	---	---	6	---	6	---	---	---	---	---	---	---	---	---	---	9.25	---
Flow Rate	gallons/minute	---	---	---	---	---	---	---	---	---	---	---	---	---	---	---	---	---	6468.00	---
pH (Field)	s.u.	6.5 - 9	---	6.5 - 9	---	6.5 - 9	---	6.5 - 9	---	6.5 - 9	---	---	---	6.5 - 9	---	---	---	---	7.65	---
Specific Conductance (Field)	uS/cm	---	---	---	---	---	---	---	---	---	---	---	---	---	---	---	---	---	90.9	---
Temperature (Field)	Deg C	---	---	---	---	---	---	---	---	---	---	---	---	---	---	---	---	---	10.60	---
Turbidity (Field)	NTUs	---	---	---	---	---	---	---	---	---	---	---	---	---	---	---	---	---	44.00	---
Inorganics																				
Alkalinity (as CaCO3)	mg/l	---	---	---	---	---	---	---	---	---	---	---	---	---	---	---	12.1	---	---	---
Bicarbonate (Calculated by M&A)	mg/l	---	---	---	---	---	---	---	---	---	---	---	---	---	---	---	14.8	---	---	---
Bicarbonate Alkalinity (as CaCO3)	mg/l	---	---	---	---	---	---	---	---	---	---	---	---	---	---	---	12.1	---	---	---
Bromide	mg/l	---	---	---	---	---	---	---	---	---	---	---	---	---	---	---	<0.100	---	---	---
Carbonate (Calculated by M&A)	mg/l	---	---	---	---	---	---	---	---	---	---	---	---	---	---	---	--	---	---	---
Carbonate Alkalinity (as CaCO3)	mg/l	---	---	---	---	---	---	---	---	---	---	---	---	---	---	---	<1.0	---	---	---
Chloride	mg/l	---	---	---	---	---	---	---	---	---	---	---	---	---	---	---	5.55	---	---	---
Fluoride	mg/l	---	---	---	---	---	---	---	---	140	---	---	---	140	---	---	<0.100	---	---	---
Hardness (as CaCO3)	mg/l	---	---	---	---	---	---	---	---	---	---	---	---	---	---	23.8	---	---	---	---
Silica	mg/l	---	---	---	---	---	---	---	---	---	---	---	---	---	---	21.6	---	---	---	---
Sulfate	mg/l	---	---	---	---	---	---	---	---	---	---	---	---	---	---	---	12.2	---	---	---
Lab Parameters																				
Total Dissolved Solids (Laboratory)	mg/l	---	---	---	---	---	---	---	---	---	---	---	---	---	---	---	126	---	---	---
Total Suspended Solids	mg/l	---	---	---	---	---	---	---	---	---	---	---	---	---	---	---	48.0	---	---	---
Metals																				
Aluminum	mg/l	---	---	---	---	---	---	---	---	---	---	---	---	---	---	0.165	---	---	---	---
Antimony	mg/l	---	---	---	---	0.088	DIS	0.03	DIS	0.747	TRC	0.64	TRC	0.747	TRC	<0.00300	---	<0.00300	---	---
Arsenic	mg/l	0.2	TRC	0.44	DIS	0.34	DIS	0.15	DIS	0.03	TRC	0.08	TRC	0.28	TRC	<0.025	---	<0.025	---	---
Barium	mg/l	---	---	---	---	---	---	---	---	98	TRC	---	---	98	TRC	0.0161	---	---	---	---
Beryllium	mg/l	---	---	---	---	---	---	---	---	1.867	TRC	0.084	TRC	1.867	TRC	<0.00200	---	<0.00200	---	---
Boron	mg/l	---	---	---	---	---	---	---	---	186.667	TRC	---	---	186.667	TRC	---	---	<0.040	---	---
Cadmium	mg/l	0.05	---	0.005637	DIS	0.001945	DIS	0.000207	DIS	0.7	TRC	0.084	TRC	0.7	TRC	<0.000034	---	<0.002000	---	---
Calcium	mg/l	---	---	---	---	---	---	---	---	---	---	---	---	---	---	---	---	6.64	---	---
Chromium	mg/l	1	---	---	---	---	---	---	---	---	---	---	---	---	---	---	---	<0.0060	---	---
Chromium, Hexavalent‡	mg/l	---	---	0.034	DIS	0.016	DIS	0.011	DIS	2.8	TRC	0.15	TRC	2.8	TRC	---	---	<0.0060	---	---
Chromium, Trivalent‡	mg/l	---	---	0.59	TRC	0.1758	TRC	0.0229	TRC	1400	TRC	75	TRC	1400	TRC	---	---	<0.0060	---	---
Cobalt	mg/l	---	---	---	---	---	---	---	---	---	---	---	---	---	---	<0.0060	---	---	---	---
Copper	mg/l	0.5	TRC	0.00601	DIS	0.00348	DIS	0.00263	DIS	1.3	TRC	---	---	1.3	TRC	0.02080	---	0.03300	---	AZ Aquatic and Wildlife - Ephemeral Acute AZ Aquatic and Wildlife - Warm Water Acute AZ Aquatic and Wildlife - Warm Water Chronic
Iron	mg/l	---	---	---	---	---	---	1	DIS	---	---	---	---	---	---	0.136	---	---	---	---
Lead	mg/l	0.1	TRC	0.027718	DIS	0.013134	DIS	0.000512	DIS	0.015	TRC	---	---	0.015	TRC	0.000292 j	---	<0.003000	---	---
Magnesium	mg/l	---	---	---	---	---	---	---	---	---	---	---	---	---	---	---	---	1.75	---	---
Manganese	mg/l	---	---	---	---	---	---	---	---	130.667	---	---	---	130.667	---	0.0134	---	0.0674	---	---
Mercury	mg/l	0.01	TRC	0.005	DIS	0.0024	DIS	0.00001	DIS	0.28	TRC	---	---	0.28	TRC	---	<0.00020	---	---	AZ Aquatic and Wildlife - Warm Water Chronic*
Molybdenum	mg/l	---	---	---	---	---	---	---	---	---	---	---	---	---	---	<0.0080	---	---	---	---
Nickel	mg/l	---	---	1.23454	DIS	0.13901	DIS	0.01544	DIS	28	TRC	0.511	TRC	28	TRC	0.00101	---	<0.01000	---	---
Potassium	mg/l	---	---	---	---	---	---	---	---	---	---	---	---	---	---	---	---	2.39	---	---

Station Name	IC 1.0 C
Sample ID	RESE-1002055
Sample Date	2/17/2009 4:30:00 PM
Basin	Devils Canyon Watershed
Sub-basin	Iron Canyon
QC Type	Original data

Surface Water Hydrochemical Data

MONTGOMERY & ASSOCIATES

Parameters and Constituents		Standards														Results				
Name	Units	AZ Agricultural Livestock Watering		AZ Aquatic and Wildlife - Ephemeral Acute		AZ Aquatic and Wildlife - Warm Water Acute		AZ Aquatic and Wildlife - Warm Water Chronic		AZ Full Body Contact		AZ Fish Consumption		AZ Partial Body Contact		Dissolved Results	Total Results	Total Recoverable Results	Field Results	Use Exceeded
		Standard	Fraction	Standard	Fraction	Standard	Fraction	Standard	Fraction	Standard	Fraction	Standard	Fraction	Standard	Fraction					
Metals																				
Selenium	mg/l	0.05	TRC	0.033	TRC	---	---	0.002	TRC	4.667	TRC	0.667	TRC	4.667	TRC	---	---	0.00039 jd	---	---
Silver	mg/l	---	---	0.000272	DIS	0.000272	DIS	---	---	4.667	TRC	8	TRC	4.667	TRC	<0.000100	---	<0.005000	---	---
Sodium	mg/l	---	---	---	---	---	---	---	---	---	---	---	---	---	---	---	---	5.72	---	---
Strontium	mg/l	---	---	---	---	---	---	---	---	---	---	---	---	---	---	0.0535	---	---	---	---
Thallium	mg/l	---	---	---	---	0.7	DIS	0.15	DIS	0.075	TRC	0.001	TRC	0.075	TRC	<0.00100	---	<0.00100	---	AZ Fish Consumption*
Zinc	mg/l	25	TRC	0.3295	DIS	0.0347	DIS	0.0347	DIS	280	TRC	5.106	TRC	280	TRC	<0.0100	---	0.0135	---	---
Other																				
Dissolved Organic Carbon	mg/l	---	---	---	---	---	---	---	---	---	---	---	---	---	---	---	---	---	13.60	---
Mercury, Low Level	ng/l	---	---	---	---	---	---	---	---	---	---	---	---	---	---	0.93	---	---	---	---
Stable Isotopes																				
Delta Deuterium	per mil	---	---	---	---	---	---	---	---	---	---	---	---	---	---	---	-52	---	---	---
Delta Oxygen-18	per mil	---	---	---	---	---	---	---	---	---	---	---	---	---	---	---	-8.3	---	---	---
Delta Oxygen-18 of Sulfate	per mil	---	---	---	---	---	---	---	---	---	---	---	---	---	---	---	7.4	---	---	---
Delta Sulfur-34	per mil	---	---	---	---	---	---	---	---	---	---	---	---	---	---	---	0.4	---	---	---

The hardness value used for calculation of hardness-dependent standards is the hardness of the sample itself, not the hardness of a receiving water.
* Detection limit exceeds standard
‡ For comparison only - no analysis exists

Station Name	IC 1.0 C
Sample ID	RESE-1002085
Sample Date	5/12/2009 12:20:00 PM
Basin	Devils Canyon Watershed
Sub-basin	Iron Canyon
QC Type	Original data

Surface Water Hydrochemical Data

MONTGOMERY & ASSOCIATES

Parameters and Constituents		Standards														Results				
Name	Units	AZ Agricultural Livestock Watering		AZ Aquatic and Wildlife - Ephemeral Acute		AZ Aquatic and Wildlife - Warm Water Acute		AZ Aquatic and Wildlife - Warm Water Chronic		AZ Full Body Contact		AZ Fish Consumption		AZ Partial Body Contact		Dissolved Results	Total Results	Total Recoverable Results	Field Results	Use Exceeded
		Standard	Fraction	Standard	Fraction	Standard	Fraction	Standard	Fraction	Standard	Fraction	Standard	Fraction	Standard	Fraction					
Field Parameters																				
Dissolved oxygen	mg/l	---	---	---	---	6	---	6	---	---	---	---	---	---	---	---	---	---	6.75	---
Flow Rate	gallons/minute	---	---	---	---	---	---	---	---	---	---	---	---	---	---	---	---	---	0.10 j	---
pH (Field)	s.u.	6.5 - 9	---	6.5 - 9	---	6.5 - 9	---	6.5 - 9	---	6.5 - 9	---	---	---	6.5 - 9	---	---	---	---	6.80	---
Specific Conductance (Field)	uS/cm	---	---	---	---	---	---	---	---	---	---	---	---	---	---	---	---	---	384.0	---
Temperature (Field)	Deg C	---	---	---	---	---	---	---	---	---	---	---	---	---	---	---	---	---	21.50	---
Turbidity (Field)	NTUs	---	---	---	---	---	---	---	---	---	---	---	---	---	---	---	---	---	2.09	---
Inorganics																				
Alkalinity (as CaCO3)	mg/l	---	---	---	---	---	---	---	---	---	---	---	---	---	---	---	32.1	---	---	---
Bicarbonate (Calculated by M&A)	mg/l	---	---	---	---	---	---	---	---	---	---	---	---	---	---	---	39.2	---	---	---
Bicarbonate Alkalinity (as CaCO3)	mg/l	---	---	---	---	---	---	---	---	---	---	---	---	---	---	---	32.1	---	---	---
Bromide	mg/l	---	---	---	---	---	---	---	---	---	---	---	---	---	---	---	0.118	---	---	---
Carbonate (Calculated by M&A)	mg/l	---	---	---	---	---	---	---	---	---	---	---	---	---	---	---	--	---	---	---
Carbonate Alkalinity (as CaCO3)	mg/l	---	---	---	---	---	---	---	---	---	---	---	---	---	---	---	<1.0	---	---	---
Chloride	mg/l	---	---	---	---	---	---	---	---	---	---	---	---	---	---	---	43.40	---	---	---
Fluoride	mg/l	---	---	---	---	---	---	---	---	140	---	---	---	140	---	---	0.267	---	---	---
Hardness (as CaCO3)	mg/l	---	---	---	---	---	---	---	---	---	---	---	---	---	---	115.0	---	---	---	---
Silica	mg/l	---	---	---	---	---	---	---	---	---	---	---	---	---	---	34.0	---	---	---	---
Sulfate	mg/l	---	---	---	---	---	---	---	---	---	---	---	---	---	---	---	75.0	---	---	---
Lab Parameters																				
Total Dissolved Solids (Laboratory)	mg/l	---	---	---	---	---	---	---	---	---	---	---	---	---	---	---	238	---	---	---
Total Suspended Solids	mg/l	---	---	---	---	---	---	---	---	---	---	---	---	---	---	---	64.0	---	---	---
Metals																				
Aluminum	mg/l	---	---	---	---	---	---	---	---	---	---	---	---	---	---	<0.080	---	---	---	---
Antimony	mg/l	---	---	---	---	0.088	DIS	0.03	DIS	0.747	TRC	0.64	TRC	0.747	TRC	<0.00300	---	<0.00300	---	---
Arsenic	mg/l	0.2	TRC	0.44	DIS	0.34	DIS	0.15	DIS	0.03	TRC	0.08	TRC	0.28	TRC	<0.025	---	<0.025	---	---
Barium	mg/l	---	---	---	---	---	---	---	---	98	TRC	---	---	98	TRC	---	---	0.0778	---	---
Beryllium	mg/l	---	---	---	---	---	---	---	---	1.867	TRC	0.084	TRC	1.867	TRC	<0.00200	---	<0.00200	---	---
Boron	mg/l	---	---	---	---	---	---	---	---	186.667	TRC	---	---	186.667	TRC	---	---	<0.040	---	---
Cadmium	mg/l	0.05	---	0.026124	DIS	0.009015	DIS	0.000619	DIS	0.7	TRC	0.084	TRC	0.7	TRC	0.000030 j	---	<0.002000	---	---
Calcium	mg/l	---	---	---	---	---	---	---	---	---	---	---	---	---	---	---	---	33.10	---	---
Chromium	mg/l	1	---	---	---	---	---	---	---	---	---	---	---	---	---	---	---	<0.0060	---	---
Chromium, Hexavalent‡	mg/l	---	---	0.034	DIS	0.016	DIS	0.011	DIS	2.8	TRC	0.15	TRC	2.8	TRC	---	---	<0.0060	---	---
Chromium, Trivalent‡	mg/l	---	---	2.1435	TRC	0.6389	TRC	0.0831	TRC	1400	TRC	75	TRC	1400	TRC	---	---	<0.0060	---	---
Cobalt	mg/l	---	---	---	---	---	---	---	---	---	---	---	---	---	---	<0.0060	---	---	---	---
Copper	mg/l	0.5	TRC	0.02653	DIS	0.01533	DIS	0.01009	DIS	1.3	TRC	---	---	1.3	TRC	0.00397	---	<0.01000	---	---
Iron	mg/l	---	---	---	---	---	---	1	DIS	---	---	---	---	---	---	0.070	---	---	---	---
Lead	mg/l	0.1	TRC	0.158644	DIS	0.075171	DIS	0.002929	DIS	0.015	TRC	---	---	0.015	TRC	0.000072 j	---	<0.003000	---	---
Magnesium	mg/l	---	---	---	---	---	---	---	---	---	---	---	---	---	---	---	---	7.97	---	---
Manganese	mg/l	---	---	---	---	---	---	---	---	130.667	---	---	---	130.667	---	0.0845	---	0.2740	---	---
Mercury	mg/l	0.01	TRC	0.005	DIS	0.0024	DIS	0.00001	DIS	0.28	TRC	---	---	0.28	TRC	---	<0.00020	---	---	AZ Aquatic and Wildlife - Warm Water Chronic*
Molybdenum	mg/l	---	---	---	---	---	---	---	---	---	---	---	---	---	---	<0.0080	---	---	---	---
Nickel	mg/l	---	---	4.68027	DIS	0.52701	DIS	0.05853	DIS	28	TRC	0.511	TRC	28	TRC	0.00159	---	<0.01000	---	---
Potassium	mg/l	---	---	---	---	---	---	---	---	---	---	---	---	---	---	---	---	2.39	---	---
Selenium	mg/l	0.05	TRC	0.033	TRC	---	---	0.002	TRC	4.667	TRC	0.667	TRC	4.667	TRC	---	---	0.00037 jd	---	---
Silver	mg/l	---	---	0.004091	DIS	0.004091	DIS	---	---	4.667	TRC	8	TRC	4.667	TRC	<0.000100	---	<0.005000	---	---

Station Name	IC 1.0 C
Sample ID	RESE-1002085
Sample Date	5/12/2009 12:20:00 PM
Basin	Devils Canyon Watershed
Sub-basin	Iron Canyon
QC Type	Original data

Surface Water Hydrochemical Data

MONTGOMERY & ASSOCIATES

Parameters and Constituents		Standards														Results				
Name	Units	AZ Agricultural Livestock Watering		AZ Aquatic and Wildlife - Ephemeral Acute		AZ Aquatic and Wildlife - Warm Water Acute		AZ Aquatic and Wildlife - Warm Water Chronic		AZ Full Body Contact		AZ Fish Consumption		AZ Partial Body Contact		Dissolved Results	Total Results	Total Recoverable Results	Field Results	Use Exceeded
		Standard	Fraction	Standard	Fraction	Standard	Fraction	Standard	Fraction	Standard	Fraction	Standard	Fraction	Standard	Fraction					
Metals																				
Sodium	mg/l	---	---	---	---	---	---	---	---	---	---	---	---	---	---	---	---	20.60	---	---
Strontium	mg/l	---	---	---	---	---	---	---	---	---	---	---	---	---	---	0.2720	---	---	---	---
Thallium	mg/l	---	---	---	---	0.7	DIS	0.15	DIS	0.075	TRC	0.001	TRC	0.075	TRC	<0.00100	---	<0.00100	---	AZ Fish Consumption*
Zinc	mg/l	25	TRC	1.2518	DIS	0.1319	DIS	0.1319	DIS	280	TRC	5.106	TRC	280	TRC	<0.0100	---	<0.0100	---	---
Other																				
Dissolved Organic Carbon	mg/l	---	---	---	---	---	---	---	---	---	---	---	---	---	---	---	---	---	7.12	---
Mercury, Low Level	ng/l	---	---	---	---	---	---	---	---	---	---	---	---	---	---	1.40	---	---	---	---
Radiogenic Isotopes																				
Tritium	TU	---	---	---	---	---	---	---	---	---	---	---	---	---	---	---	4.6	---	---	---
Stable Isotopes																				
Delta Deuterium	per mil	---	---	---	---	---	---	---	---	---	---	---	---	---	---	---	-55	---	---	---
Delta Oxygen-18	per mil	---	---	---	---	---	---	---	---	---	---	---	---	---	---	---	-7.6	---	---	---
Delta Oxygen-18 of Sulfate	per mil	---	---	---	---	---	---	---	---	---	---	---	---	---	---	---	9.3	---	---	---
Delta Sulfur-34	per mil	---	---	---	---	---	---	---	---	---	---	---	---	---	---	---	-0.1	---	---	---

The hardness value used for calculation of hardness-dependent standards is the hardness of the sample itself, not the hardness of a receiving water.
* Detection limit exceeds standard
‡ For comparison only - no analysis exists

Station Name	IC 1.0 C
Sample ID	RESE-1002109
Sample Date	8/7/2009 10:00:00 AM
Basin	Devils Canyon Watershed
Sub-basin	Iron Canyon
QC Type	Original data

Surface Water Hydrochemical Data

MONTGOMERY & ASSOCIATES

Parameters and Constituents		Standards														Results				
Name	Units	AZ Agricultural Livestock Watering		AZ Aquatic and Wildlife - Ephemeral Acute		AZ Aquatic and Wildlife - Warm Water Acute		AZ Aquatic and Wildlife - Warm Water Chronic		AZ Full Body Contact		AZ Fish Consumption		AZ Partial Body Contact		Dissolved Results	Total Results	Total Recoverable Results	Field Results	Use Exceeded
		Standard	Fraction	Standard	Fraction	Standard	Fraction	Standard	Fraction	Standard	Fraction	Standard	Fraction	Standard	Fraction					
Field Parameters																				
Dissolved oxygen	mg/l	---	---	---	---	6	---	6	---	---	---	---	---	---	---	---	---	---	18.77	---
pH (Field)	s.u.	6.5 - 9	---	6.5 - 9	---	6.5 - 9	---	6.5 - 9	---	6.5 - 9	---	---	---	6.5 - 9	---	---	---	---	6.95	---
Specific Conductance (Field)	uS/cm	---	---	---	---	---	---	---	---	---	---	---	---	---	---	---	---	---	348.7	---
Temperature (Field)	Deg C	---	---	---	---	---	---	---	---	---	---	---	---	---	---	---	---	---	20.70	---
Turbidity (Field)	NTUs	---	---	---	---	---	---	---	---	---	---	---	---	---	---	---	---	---	3.10	---
Inorganics																				
Alkalinity (as CaCO3)	mg/l	---	---	---	---	---	---	---	---	---	---	---	---	---	---	---	51.3	---	---	---
Bicarbonate (Calculated by M&A)	mg/l	---	---	---	---	---	---	---	---	---	---	---	---	---	---	---	62.6	---	---	---
Bicarbonate Alkalinity (as CaCO3)	mg/l	---	---	---	---	---	---	---	---	---	---	---	---	---	---	---	51.3	---	---	---
Bromide	mg/l	---	---	---	---	---	---	---	---	---	---	---	---	---	---	---	0.106	---	---	---
Carbonate (Calculated by M&A)	mg/l	---	---	---	---	---	---	---	---	---	---	---	---	---	---	---	--	---	---	---
Carbonate Alkalinity (as CaCO3)	mg/l	---	---	---	---	---	---	---	---	---	---	---	---	---	---	---	<1.0	---	---	---
Chloride	mg/l	---	---	---	---	---	---	---	---	---	---	---	---	---	---	---	42.10	---	---	---
Fluoride	mg/l	---	---	---	---	---	---	---	---	140	---	---	---	140	---	---	0.184	---	---	---
Hardness (as CaCO3)	mg/l	---	---	---	---	---	---	---	---	---	---	---	---	---	---	---	---	129.0	---	---
Silica	mg/l	---	---	---	---	---	---	---	---	---	---	---	---	---	---	40.3	---	---	---	---
Sulfate	mg/l	---	---	---	---	---	---	---	---	---	---	---	---	---	---	---	72.6	---	---	---
Lab Parameters																				
Total Dissolved Solids (Laboratory)	mg/l	---	---	---	---	---	---	---	---	---	---	---	---	---	---	---	281	---	---	---
Total Suspended Solids	mg/l	---	---	---	---	---	---	---	---	---	---	---	---	---	---	---	11.0	---	---	---
Metals																				
Aluminum	mg/l	---	---	---	---	---	---	---	---	---	---	---	---	---	---	<0.0192	---	---	---	---
Antimony	mg/l	---	---	---	---	0.088	DIS	0.03	DIS	0.747	TRC	0.64	TRC	0.747	TRC	0.00037 j	---	<0.00028	---	---
Arsenic	mg/l	0.2	TRC	0.44	DIS	0.34	DIS	0.15	DIS	0.03	TRC	0.08	TRC	0.28	TRC	0.0081 j	---	0.0046 j	---	---
Barium	mg/l	---	---	---	---	---	---	---	---	98	TRC	---	---	98	TRC	0.0747	---	---	---	---
Beryllium	mg/l	---	---	---	---	---	---	---	---	1.867	TRC	0.084	TRC	1.867	TRC	<0.00024	---	<0.00012	---	---
Boron	mg/l	---	---	---	---	---	---	---	---	186.667	TRC	---	---	186.667	TRC	---	---	0.0333	---	---
Cadmium	mg/l	0.05	---	0.087609	DIS	0.030232	DIS	0.001468	DIS	0.7	TRC	0.084	TRC	0.7	TRC	<0.000024	---	<0.000240	---	---
Calcium	mg/l	---	---	---	---	---	---	---	---	---	---	---	---	---	---	---	---	36.80	---	---
Chromium	mg/l	1	---	---	---	---	---	---	---	---	---	---	---	---	---	---	---	<0.0004	---	---
Chromium, Hexavalent‡	mg/l	---	---	0.034	DIS	0.016	DIS	0.011	DIS	2.8	TRC	0.15	TRC	2.8	TRC	---	---	<0.0004	---	---
Chromium, Trivalent‡	mg/l	---	---	5.9497	TRC	1.7733	TRC	0.2307	TRC	1400	TRC	75	TRC	1400	TRC	---	---	<0.0004	---	---
Cobalt	mg/l	---	---	---	---	---	---	---	---	---	---	---	---	---	---	0.0025 j	---	---	---	---
Copper	mg/l	0.5	TRC	0.08588	DIS	0.04962	DIS	0.02928	DIS	1.3	TRC	---	---	1.3	TRC	0.00700	---	0.00900	---	---
Iron	mg/l	---	---	---	---	---	---	1	DIS	---	---	---	---	---	---	0.240	---	---	---	---
Lead	mg/l	0.1	TRC	0.592712	DIS	0.280846	DIS	0.010944	DIS	0.015	TRC	---	---	0.015	TRC	0.000105 j	---	0.000281 j	---	---
Magnesium	mg/l	---	---	---	---	---	---	---	---	---	---	---	---	---	---	---	---	9.02	---	---
Manganese	mg/l	---	---	---	---	---	---	---	---	130.667	---	---	---	130.667	---	0.1610	---	0.1570	---	---
Molybdenum	mg/l	---	---	---	---	---	---	---	---	---	---	---	---	---	---	0.0034 j	---	---	---	---
Nickel	mg/l	---	---	13.43579	DIS	1.51289	DIS	0.16804	DIS	28	TRC	0.511	TRC	28	TRC	0.00290	---	<0.00500	---	---
Potassium	mg/l	---	---	---	---	---	---	---	---	---	---	---	---	---	---	---	---	4.42	---	---
Selenium	mg/l	0.05	TRC	0.033	TRC	---	---	0.002	TRC	4.667	TRC	0.667	TRC	4.667	TRC	---	---	0.00040 j	---	---
Silver	mg/l	---	---	0.034911	DIS	0.034911	DIS	---	---	4.667	TRC	8	TRC	4.667	TRC	<0.000019	---	0.000340 j	---	---
Sodium	mg/l	---	---	---	---	---	---	---	---	---	---	---	---	---	---	---	---	22.90	---	---
Strontium	mg/l	---	---	---	---	---	---	---	---	---	---	---	---	---	---	0.2800	---	---	---	---

Station Name	IC 1.0 C
Sample ID	RESE-1002109
Sample Date	8/7/2009 10:00:00 AM
Basin	Devils Canyon Watershed
Sub-basin	Iron Canyon
QC Type	Original data

Surface Water Hydrochemical Data

MONTGOMERY & ASSOCIATES

Parameters and Constituents		Standards														Results				
Name	Units	AZ Agricultural Livestock Watering		AZ Aquatic and Wildlife - Ephemeral Acute		AZ Aquatic and Wildlife - Warm Water Acute		AZ Aquatic and Wildlife - Warm Water Chronic		AZ Full Body Contact		AZ Fish Consumption		AZ Partial Body Contact		Dissolved Results	Total Results	Total Recoverable Results	Field Results	Use Exceeded
		Standard	Fraction	Standard	Fraction	Standard	Fraction	Standard	Fraction	Standard	Fraction	Standard	Fraction	Standard	Fraction					
Metals																				
Thallium	mg/l	---	---	---	---	0.7	DIS	0.15	DIS	0.075	TRC	0.001	TRC	0.075	TRC	<0.000023	---	<0.000029	---	---
Zinc	mg/l	25	TRC	3.5994	DIS	0.3793	DIS	0.3793	DIS	280	TRC	5.106	TRC	280	TRC	0.0074 j	---	0.0017 j	---	---
Other																				
Dissolved Organic Carbon	mg/l	---	---	---	---	---	---	---	---	---	---	---	---	---	---	10.80	---	---	---	---

The hardness value used for calculation of hardness-dependent standards is the hardness of the sample itself, not the hardness of a receiving water.

‡ For comparison only - no analysis exists

Station Name	IC 1.0 C
Sample ID	RESE-1002115
Sample Date	12/16/2009 8:40:00 AM
Basin	Devils Canyon Watershed
Sub-basin	Iron Canyon
QC Type	Original data

Surface Water Hydrochemical Data

MONTGOMERY & ASSOCIATES

Parameters and Constituents		Standards														Results				
Name	Units	AZ Agricultural Livestock Watering		AZ Aquatic and Wildlife - Ephemeral Acute		AZ Aquatic and Wildlife - Warm Water Acute		AZ Aquatic and Wildlife - Warm Water Chronic		AZ Full Body Contact		AZ Fish Consumption		AZ Partial Body Contact		Dissolved Results	Total Results	Total Recoverable Results	Field Results	Use Exceeded
		Standard	Fraction	Standard	Fraction	Standard	Fraction	Standard	Fraction	Standard	Fraction	Standard	Fraction	Standard	Fraction					
Field Parameters																				
Dissolved oxygen	mg/l	---	---	---	---	6	---	6	---	---	---	---	---	---	---	---	---	---	10.23	---
pH (Field)	s.u.	6.5 - 9	---	6.5 - 9	---	6.5 - 9	---	6.5 - 9	---	6.5 - 9	---	---	---	6.5 - 9	---	---	---	---	6.80	---
Specific Conductance (Field)	uS/cm	---	---	---	---	---	---	---	---	---	---	---	---	---	---	---	---	---	370.0	---
Temperature (Field)	Deg C	---	---	---	---	---	---	---	---	---	---	---	---	---	---	---	---	---	6.90	---
Inorganics																				
Alkalinity (as CaCO3)	mg/l	---	---	---	---	---	---	---	---	---	---	---	---	---	---	---	23.8	---	---	---
Bicarbonate (Calculated by M&A)	mg/l	---	---	---	---	---	---	---	---	---	---	---	---	---	---	---	29.0	---	---	---
Bicarbonate Alkalinity (as CaCO3)	mg/l	---	---	---	---	---	---	---	---	---	---	---	---	---	---	---	23.8	---	---	---
Bromide	mg/l	---	---	---	---	---	---	---	---	---	---	---	---	---	---	---	0.121	---	---	---
Carbonate (Calculated by M&A)	mg/l	---	---	---	---	---	---	---	---	---	---	---	---	---	---	---	--	---	---	---
Carbonate Alkalinity (as CaCO3)	mg/l	---	---	---	---	---	---	---	---	---	---	---	---	---	---	---	<1.0	---	---	---
Chloride	mg/l	---	---	---	---	---	---	---	---	---	---	---	---	---	---	---	51.40	---	---	---
Fluoride	mg/l	---	---	---	---	---	---	---	---	140	---	---	---	140	---	---	<0.100	---	---	---
Hardness (as CaCO3)	mg/l	---	---	---	---	---	---	---	---	---	---	---	---	---	---	---	---	112.0	---	---
Silica	mg/l	---	---	---	---	---	---	---	---	---	---	---	---	---	---	36.1	---	---	---	---
Sulfate	mg/l	---	---	---	---	---	---	---	---	---	---	---	---	---	---	---	70.3	---	---	---
Lab Parameters																				
Total Dissolved Solids (Laboratory)	mg/l	---	---	---	---	---	---	---	---	---	---	---	---	---	---	---	260	---	---	---
Total Suspended Solids	mg/l	---	---	---	---	---	---	---	---	---	---	---	---	---	---	---	<5.0	---	---	---
Metals																				
Aluminum	mg/l	---	---	---	---	---	---	---	---	---	---	---	---	---	---	<0.080	---	---	---	---
Antimony	mg/l	---	---	---	---	0.088	DIS	0.03	DIS	0.747	TRC	0.64	TRC	0.747	TRC	<0.00300	---	<0.00300	---	---
Arsenic	mg/l	0.2	TRC	0.44	DIS	0.34	DIS	0.15	DIS	0.03	TRC	0.08	TRC	0.28	TRC	<0.025	---	<0.025	---	---
Barium	mg/l	---	---	---	---	---	---	---	---	98	TRC	---	---	98	TRC	0.0628	---	---	---	---
Beryllium	mg/l	---	---	---	---	---	---	---	---	1.867	TRC	0.084	TRC	1.867	TRC	---	---	<0.00200	---	---
Boron	mg/l	---	---	---	---	---	---	---	---	186.667	TRC	---	---	186.667	TRC	---	---	<0.040	---	---
Cadmium	mg/l	0.05	---	0.025461	DIS	0.008786	DIS	0.000607	DIS	0.7	TRC	0.084	TRC	0.7	TRC	0.000065 j	---	<0.002000	---	---
Calcium	mg/l	---	---	---	---	---	---	---	---	---	---	---	---	---	---	---	---	31.30	---	---
Chromium	mg/l	1	---	---	---	---	---	---	---	---	---	---	---	---	---	---	---	<0.0060	---	---
Chromium, Hexavalent‡	mg/l	---	---	0.034	DIS	0.016	DIS	0.011	DIS	2.8	TRC	0.15	TRC	2.8	TRC	---	---	<0.0060	---	---
Chromium, Trivalent‡	mg/l	---	---	2.0976	TRC	0.6252	TRC	0.0813	TRC	1400	TRC	75	TRC	1400	TRC	---	---	<0.0060	---	---
Cobalt	mg/l	---	---	---	---	---	---	---	---	---	---	---	---	---	---	<0.0060	---	---	---	---
Copper	mg/l	0.5	TRC	0.02588	DIS	0.01495	DIS	0.00987	DIS	1.3	TRC	---	---	1.3	TRC	0.00664	---	0.01200	---	---
Iron	mg/l	---	---	---	---	---	---	1	DIS	---	---	---	---	---	---	<0.060	---	---	---	---
Lead	mg/l	0.1	TRC	0.154161	DIS	0.073046	DIS	0.002847	DIS	0.015	TRC	---	---	0.015	TRC	0.000089 j	---	<0.003000	---	---
Magnesium	mg/l	---	---	---	---	---	---	---	---	---	---	---	---	---	---	---	---	8.12	---	---
Manganese	mg/l	---	---	---	---	---	---	---	---	130.667	---	---	---	130.667	---	0.0990	---	0.0872	---	---
Mercury	mg/l	0.01	TRC	0.005	DIS	0.0024	DIS	0.00001	DIS	0.28	TRC	---	---	0.28	TRC	---	<0.00020	---	---	AZ Aquatic and Wildlife - Warm Water Chronic*
Molybdenum	mg/l	---	---	---	---	---	---	---	---	---	---	---	---	---	---	<0.0080	---	---	---	---
Nickel	mg/l	---	---	4.57677	DIS	0.51535	DIS	0.05724	DIS	28	TRC	0.511	TRC	28	TRC	0.00165	---	<0.01000	---	---
Potassium	mg/l	---	---	---	---	---	---	---	---	---	---	---	---	---	---	---	---	1.44	---	---
Selenium	mg/l	0.05	TRC	0.033	TRC	---	---	0.002	TRC	4.667	TRC	0.667	TRC	4.667	TRC	---	---	0.00063 jd	---	---
Silver	mg/l	---	---	0.003909	DIS	0.003909	DIS	---	---	4.667	TRC	8	TRC	4.667	TRC	<0.000100	---	<0.005000	---	---
Sodium	mg/l	---	---	---	---	---	---	---	---	---	---	---	---	---	---	---	---	22.50	---	---
Strontium	mg/l	---	---	---	---	---	---	---	---	---	---	---	---	---	---	0.2590	---	---	---	---

Station Name	IC 1.0 C
Sample ID	RESE-1002115
Sample Date	12/16/2009 8:40:00 AM
Basin	Devils Canyon Watershed
Sub-basin	Iron Canyon
QC Type	Original data

Surface Water Hydrochemical Data

MONTGOMERY & ASSOCIATES

Parameters and Constituents		Standards														Results				
Name	Units	AZ Agricultural Livestock Watering		AZ Aquatic and Wildlife - Ephemeral Acute		AZ Aquatic and Wildlife - Warm Water Acute		AZ Aquatic and Wildlife - Warm Water Chronic		AZ Full Body Contact		AZ Fish Consumption		AZ Partial Body Contact		Dissolved Results	Total Results	Total Recoverable Results	Field Results	Use Exceeded
		Standard	Fraction	Standard	Fraction	Standard	Fraction	Standard	Fraction	Standard	Fraction	Standard	Fraction	Standard	Fraction					
Metals																				
Thallium	mg/l	---	---	---	---	0.7	DIS	0.15	DIS	0.075	TRC	0.001	TRC	0.075	TRC	<0.00100	---	<0.00100	---	AZ Fish Consumption*
Zinc	mg/l	25	TRC	1.2241	DIS	0.129	DIS	0.129	DIS	280	TRC	5.106	TRC	280	TRC	0.0196	---	0.0179	---	---
Other																				
Dissolved Organic Carbon	mg/l	---	---	---	---	---	---	---	---	---	---	---	---	---	---	5.38	---	---	---	---

The hardness value used for calculation of hardness-dependent standards is the hardness of the sample itself, not the hardness of a receiving water.
* Detection limit exceeds standard
‡ For comparison only - no analysis exists

Station Name	IC 1.0 C
Sample ID	RESE-1002126
Sample Date	2/17/2010 9:30:00 AM
Basin	Devils Canyon Watershed
Sub-basin	Iron Canyon
QC Type	Original data

Surface Water Hydrochemical Data

MONTGOMERY & ASSOCIATES

Parameters and Constituents		Standards														Results				
Name	Units	AZ Agricultural Livestock Watering		AZ Aquatic and Wildlife - Ephemeral Acute		AZ Aquatic and Wildlife - Warm Water Acute		AZ Aquatic and Wildlife - Warm Water Chronic		AZ Full Body Contact		AZ Fish Consumption		AZ Partial Body Contact		Dissolved Results	Total Results	Total Recoverable Results	Field Results	Use Exceeded
		Standard	Fraction	Standard	Fraction	Standard	Fraction	Standard	Fraction	Standard	Fraction	Standard	Fraction	Standard	Fraction					
Field Parameters																				
Dissolved oxygen	mg/l	---	---	---	---	6	---	6	---	---	---	---	---	---	---	---	---	---	8.72	---
Flow Rate	gallons/minute	---	---	---	---	---	---	---	---	---	---	---	---	---	---	---	---	---	30.00 j	---
pH (Field)	s.u.	6.5 - 9	---	6.5 - 9	---	6.5 - 9	---	6.5 - 9	---	6.5 - 9	---	---	---	6.5 - 9	---	---	---	---	7.49	---
Specific Conductance (Field)	uS/cm	---	---	---	---	---	---	---	---	---	---	---	---	---	---	---	---	---	273.8	---
Temperature (Field)	Deg C	---	---	---	---	---	---	---	---	---	---	---	---	---	---	---	---	---	6.00	---
Turbidity (Field)	NTUs	---	---	---	---	---	---	---	---	---	---	---	---	---	---	---	---	---	1.47	---
Inorganics																				
Alkalinity (as CaCO3)	mg/l	---	---	---	---	---	---	---	---	---	---	---	---	---	---	---	26.2	---	---	---
Bicarbonate (Calculated by M&A)	mg/l	---	---	---	---	---	---	---	---	---	---	---	---	---	---	---	32.0	---	---	---
Bicarbonate Alkalinity (as CaCO3)	mg/l	---	---	---	---	---	---	---	---	---	---	---	---	---	---	---	26.2	---	---	---
Bromide	mg/l	---	---	---	---	---	---	---	---	---	---	---	---	---	---	---	<0.100	---	---	---
Carbonate (Calculated by M&A)	mg/l	---	---	---	---	---	---	---	---	---	---	---	---	---	---	---	--	---	---	---
Carbonate Alkalinity (as CaCO3)	mg/l	---	---	---	---	---	---	---	---	---	---	---	---	---	---	---	<1.0	---	---	---
Chloride	mg/l	---	---	---	---	---	---	---	---	---	---	---	---	---	---	---	25.20	---	---	---
Fluoride	mg/l	---	---	---	---	---	---	---	---	140	---	---	---	140	---	---	<0.100	---	---	---
Hardness (as CaCO3)	mg/l	---	---	---	---	---	---	---	---	---	---	---	---	---	---	---	---	91.0	---	---
Silica	mg/l	---	---	---	---	---	---	---	---	---	---	---	---	---	---	27.4	---	---	---	---
Sulfate	mg/l	---	---	---	---	---	---	---	---	---	---	---	---	---	---	---	55.7	---	---	---
Lab Parameters																				
Total Dissolved Solids (Laboratory)	mg/l	---	---	---	---	---	---	---	---	---	---	---	---	---	---	---	162	---	---	---
Total Suspended Solids	mg/l	---	---	---	---	---	---	---	---	---	---	---	---	---	---	---	<5.0	---	---	---
Metals																				
Aluminum	mg/l	---	---	---	---	---	---	---	---	---	---	---	---	---	---	<0.080	---	---	---	---
Antimony	mg/l	---	---	---	---	0.088	DIS	0.03	DIS	0.747	TRC	0.64	TRC	0.747	TRC	<0.00300	---	<0.00300	---	---
Arsenic	mg/l	0.2	TRC	0.44	DIS	0.34	DIS	0.15	DIS	0.03	TRC	0.08	TRC	0.28	TRC	<0.025	---	<0.025	---	---
Barium	mg/l	---	---	---	---	---	---	---	---	98	TRC	---	---	98	TRC	0.0422	---	---	---	---
Beryllium	mg/l	---	---	---	---	---	---	---	---	1.867	TRC	0.084	TRC	1.867	TRC	---	---	<0.00200	---	---
Boron	mg/l	---	---	---	---	---	---	---	---	186.667	TRC	---	---	186.667	TRC	---	---	<0.040	---	---
Cadmium	mg/l	0.05	---	0.020807	DIS	0.00718	DIS	0.000526	DIS	0.7	TRC	0.084	TRC	0.7	TRC	<0.000024	---	<0.002000	---	---
Calcium	mg/l	---	---	---	---	---	---	---	---	---	---	---	---	---	---	---	---	26.30	---	---
Chromium	mg/l	1	---	---	---	---	---	---	---	---	---	---	---	---	---	---	---	<0.0060	---	---
Chromium, Hexavalent‡	mg/l	---	---	0.034	DIS	0.016	DIS	0.011	DIS	2.8	TRC	0.15	TRC	2.8	TRC	---	---	<0.0060	---	---
Chromium, Trivalent‡	mg/l	---	---	1.7696	TRC	0.5274	TRC	0.0686	TRC	1400	TRC	75	TRC	1400	TRC	---	---	<0.0060	---	---
Cobalt	mg/l	---	---	---	---	---	---	---	---	---	---	---	---	---	---	<0.0060	---	---	---	---
Copper	mg/l	0.5	TRC	0.02128	DIS	0.0123	DIS	0.00826	DIS	1.3	TRC	---	---	1.3	TRC	0.00955	---	0.01100	---	AZ Aquatic and Wildlife - Warm Water Chronic
Iron	mg/l	---	---	---	---	---	---	1	DIS	---	---	---	---	---	---	0.068	---	---	---	---
Lead	mg/l	0.1	TRC	0.122976	DIS	0.05827	DIS	0.002271	DIS	0.015	TRC	---	---	0.015	TRC	0.000086 j	---	<0.003000	---	---
Magnesium	mg/l	---	---	---	---	---	---	---	---	---	---	---	---	---	---	---	---	6.13	---	---
Manganese	mg/l	---	---	---	---	---	---	---	---	130.667	---	---	---	130.667	---	<0.0040	---	0.0044	---	---
Mercury	mg/l	0.01	TRC	0.005	DIS	0.0024	DIS	0.00001	DIS	0.28	TRC	---	---	0.28	TRC	---	<0.00020	---	---	AZ Aquatic and Wildlife - Warm Water Chronic*
Molybdenum	mg/l	---	---	---	---	---	---	---	---	---	---	---	---	---	---	<0.0080	---	---	---	---
Nickel	mg/l	---	---	3.83945	DIS	0.43233	DIS	0.04802	DIS	28	TRC	0.511	TRC	28	TRC	0.00117	---	<0.01000	---	---
Potassium	mg/l	---	---	---	---	---	---	---	---	---	---	---	---	---	---	---	---	4.09	---	---
Selenium	mg/l	0.05	TRC	0.033	TRC	---	---	0.002	TRC	4.667	TRC	0.667	TRC	4.667	TRC	---	---	<0.00030	---	---
Silver	mg/l	---	---	0.002735	DIS	0.002735	DIS	---	---	4.667	TRC	8	TRC	4.667	TRC	<0.000100	---	<0.005000	---	---

Station Name	IC 1.0 C
Sample ID	RESE-1002126
Sample Date	2/17/2010 9:30:00 AM
Basin	Devils Canyon Watershed
Sub-basin	Iron Canyon
QC Type	Original data

Surface Water Hydrochemical Data

MONTGOMERY & ASSOCIATES

Parameters and Constituents		Standards														Results				
Name	Units	AZ Agricultural Livestock Watering		AZ Aquatic and Wildlife - Ephemeral Acute		AZ Aquatic and Wildlife - Warm Water Acute		AZ Aquatic and Wildlife - Warm Water Chronic		AZ Full Body Contact		AZ Fish Consumption		AZ Partial Body Contact		Dissolved Results	Total Results	Total Recoverable Results	Field Results	Use Exceeded
		Standard	Fraction	Standard	Fraction	Standard	Fraction	Standard	Fraction	Standard	Fraction	Standard	Fraction	Standard	Fraction					
Metals																				
Sodium	mg/l	---	---	---	---	---	---	---	---	---	---	---	---	---	---	---	---	16.10	---	---
Strontium	mg/l	---	---	---	---	---	---	---	---	---	---	---	---	---	---	0.1840	---	---	---	---
Thallium	mg/l	---	---	---	---	0.7	DIS	0.15	DIS	0.075	TRC	0.001	TRC	0.075	TRC	<0.00100	---	<0.00100	---	AZ Fish Consumption*
Zinc	mg/l	25	TRC	1.0266	DIS	0.1082	DIS	0.1082	DIS	280	TRC	5.106	TRC	280	TRC	<0.0100	---	<0.0100	---	---
Other																				
Dissolved Organic Carbon	mg/l	---	---	---	---	---	---	---	---	---	---	---	---	---	---	7.03	---	---	---	---

The hardness value used for calculation of hardness-dependent standards is the hardness of the sample itself, not the hardness of a receiving water.
* Detection limit exceeds standard
‡ For comparison only - no analysis exists

Station Name	IC 1.0 C
Sample ID	RESE-1002204
Sample Date	12/9/2011 11:30:00 AM
Basin	Devils Canyon Watershed
Sub-basin	Iron Canyon
QC Type	Original data

Surface Water Hydrochemical Data

MONTGOMERY & ASSOCIATES

Parameters and Constituents		Standards														Results				
Name	Units	AZ Agricultural Livestock Watering		AZ Aquatic and Wildlife - Ephemeral Acute		AZ Aquatic and Wildlife - Warm Water Acute		AZ Aquatic and Wildlife - Warm Water Chronic		AZ Full Body Contact		AZ Fish Consumption		AZ Partial Body Contact		Dissolved Results	Total Results	Total Recoverable Results	Field Results	Use Exceeded
		Standard	Fraction	Standard	Fraction	Standard	Fraction	Standard	Fraction	Standard	Fraction	Standard	Fraction	Standard	Fraction					
Field Parameters																				
Dissolved oxygen	mg/l	---	---	---	---	6	---	6	---	---	---	---	---	---	---	---	---	---	8.09	---
Flow Rate	gallons/minute	---	---	---	---	---	---	---	---	---	---	---	---	---	---	---	---	---	0.00 j	---
pH (Field)	s.u.	6.5 - 9	---	6.5 - 9	---	6.5 - 9	---	6.5 - 9	---	6.5 - 9	---	---	---	6.5 - 9	---	---	---	---	7.35	---
Specific Conductance (Field)	uS/cm	---	---	---	---	---	---	---	---	---	---	---	---	---	---	---	---	---	474.0	---
Temperature (Field)	Deg C	---	---	---	---	---	---	---	---	---	---	---	---	---	---	---	---	---	4.80	---
Turbidity (Field)	NTUs	---	---	---	---	---	---	---	---	---	---	---	---	---	---	---	---	---	2.23	---
Inorganics																				
Alkalinity (as CaCO3)	mg/l	---	---	---	---	---	---	---	---	---	---	---	---	---	---	---	32.1	---	---	---
Bicarbonate (Calculated by M&A)	mg/l	---	---	---	---	---	---	---	---	---	---	---	---	---	---	---	39.2	---	---	---
Bicarbonate Alkalinity (as CaCO3)	mg/l	---	---	---	---	---	---	---	---	---	---	---	---	---	---	---	32.1	---	---	---
Bromide	mg/l	---	---	---	---	---	---	---	---	---	---	---	---	---	---	---	0.300	---	---	---
Carbonate (Calculated by M&A)	mg/l	---	---	---	---	---	---	---	---	---	---	---	---	---	---	---	--	---	---	---
Carbonate Alkalinity (as CaCO3)	mg/l	---	---	---	---	---	---	---	---	---	---	---	---	---	---	---	<1.0	---	---	---
Chloride	mg/l	---	---	---	---	---	---	---	---	---	---	---	---	---	---	---	78.80	---	---	---
Fluoride	mg/l	---	---	---	---	---	---	---	---	140	---	---	---	140	---	---	0.170	---	---	---
Hardness (as CaCO3)	mg/l	---	---	---	---	---	---	---	---	---	---	---	---	---	---	---	---	169.0	---	---
Silica	mg/l	---	---	---	---	---	---	---	---	---	---	---	---	---	---	28.8	---	---	---	---
Sulfate	mg/l	---	---	---	---	---	---	---	---	---	---	---	---	---	---	---	82.1	---	---	---
Lab Parameters																				
Total Dissolved Solids (Laboratory)	mg/l	---	---	---	---	---	---	---	---	---	---	---	---	---	---	---	292	---	---	---
Total Suspended Solids	mg/l	---	---	---	---	---	---	---	---	---	---	---	---	---	---	---	<5.0	---	---	---
Metals																				
Aluminum	mg/l	---	---	---	---	---	---	---	---	---	---	---	---	---	---	<0.080	---	---	---	---
Antimony	mg/l	---	---	---	---	0.088	DIS	0.03	DIS	0.747	TRC	0.64	TRC	0.747	TRC	<0.00300	---	<0.00300	---	---
Arsenic	mg/l	0.2	TRC	0.44	DIS	0.34	DIS	0.15	DIS	0.03	TRC	0.08	TRC	0.28	TRC	<0.025	---	<0.025	---	---
Barium	mg/l	---	---	---	---	---	---	---	---	98	TRC	---	---	98	TRC	---	---	0.0640	---	---
Beryllium	mg/l	---	---	---	---	---	---	---	---	1.867	TRC	0.084	TRC	1.867	TRC	---	---	<0.00200	---	---
Boron	mg/l	---	---	---	---	---	---	---	---	186.667	TRC	---	---	186.667	TRC	---	---	<0.040	---	---
Cadmium	mg/l	0.05	---	0.037974	DIS	0.013104	DIS	0.000808	DIS	0.7	TRC	0.084	TRC	0.7	TRC	0.000030 j	---	<0.002000	---	---
Calcium	mg/l	---	---	---	---	---	---	---	---	---	---	---	---	---	---	---	---	48.00	---	---
Chromium	mg/l	1	---	---	---	---	---	---	---	---	---	---	---	---	---	---	---	<0.0060	---	---
Chromium, Hexavalent‡	mg/l	---	---	0.034	DIS	0.016	DIS	0.011	DIS	2.8	TRC	0.15	TRC	2.8	TRC	---	---	<0.0060	---	---
Chromium, Trivalent‡	mg/l	---	---	2.938	TRC	0.8757	TRC	0.1139	TRC	1400	TRC	75	TRC	1400	TRC	---	---	<0.0060	---	---
Cobalt	mg/l	---	---	---	---	---	---	---	---	---	---	---	---	---	---	<0.0060	---	---	---	---
Copper	mg/l	0.5	TRC	0.03814	DIS	0.02203	DIS	0.01402	DIS	1.3	TRC	---	---	1.3	TRC	0.00894	---	0.01200	---	---
Iron	mg/l	---	---	---	---	---	---	1	DIS	---	---	---	---	---	---	<0.060	---	---	---	---
Lead	mg/l	0.1	TRC	0.240122	DIS	0.113778	DIS	0.004434	DIS	0.015	TRC	---	---	0.015	TRC	<0.000042	---	<0.003000	---	---
Magnesium	mg/l	---	---	---	---	---	---	---	---	---	---	---	---	---	---	---	---	11.90	---	---
Manganese	mg/l	---	---	---	---	---	---	---	---	130.667	---	---	---	130.667	---	<0.0040	---	<0.0040	---	---
Mercury	mg/l	0.01	TRC	0.005	DIS	0.0024	DIS	0.00001	DIS	0.28	TRC	---	---	0.28	TRC	---	<0.00020	---	---	AZ Aquatic and Wildlife - Warm Water Chronic*
Molybdenum	mg/l	---	---	---	---	---	---	---	---	---	---	---	---	---	---	<0.0080	---	---	---	---
Nickel	mg/l	---	---	6.48205	DIS	0.72989	DIS	0.08107	DIS	28	TRC	0.511	TRC	28	TRC	0.00300	---	<0.01000	---	---
Potassium	mg/l	---	---	---	---	---	---	---	---	---	---	---	---	---	---	---	---	2.76	---	---
Selenium	mg/l	0.05	TRC	0.033	TRC	---	---	0.002	TRC	4.667	TRC	0.667	TRC	4.667	TRC	---	---	<0.00070	---	---
Silver	mg/l	---	---	0.007932	DIS	0.007932	DIS	---	---	4.667	TRC	8	TRC	4.667	TRC	<0.000100	---	<0.005000	---	---

Station Name	IC 1.0 C
Sample ID	RESE-1002204
Sample Date	12/9/2011 11:30:00 AM
Basin	Devils Canyon Watershed
Sub-basin	Iron Canyon
QC Type	Original data

Surface Water Hydrochemical Data

MONTGOMERY & ASSOCIATES

Parameters and Constituents		Standards														Results				
Name	Units	AZ Agricultural Livestock Watering		AZ Aquatic and Wildlife - Ephemeral Acute		AZ Aquatic and Wildlife - Warm Water Acute		AZ Aquatic and Wildlife - Warm Water Chronic		AZ Full Body Contact		AZ Fish Consumption		AZ Partial Body Contact		Dissolved Results	Total Results	Total Recoverable Results	Field Results	Use Exceeded
		Standard	Fraction	Standard	Fraction	Standard	Fraction	Standard	Fraction	Standard	Fraction	Standard	Fraction	Standard	Fraction					
Metals																				
Sodium	mg/l	---	---	---	---	---	---	---	---	---	---	---	---	---	---	---	---	31.30	---	---
Thallium	mg/l	---	---	---	---	0.7	DIS	0.15	DIS	0.075	TRC	0.001	TRC	0.075	TRC	<0.00100	---	<0.00100	---	AZ Fish Consumption*
Zinc	mg/l	25	TRC	1.7346	DIS	0.1828	DIS	0.1828	DIS	280	TRC	5.106	TRC	280	TRC	<0.0100	---	<0.0100	---	---

The hardness value used for calculation of hardness-dependent standards is the hardness of the sample itself, not the hardness of a receiving water.
* Detection limit exceeds standard
‡ For comparison only - no analysis exists

Station Name	IC 1.0 C
Sample ID	RESE-1002216
Sample Date	3/1/2012 10:50:00 AM
Basin	Devils Canyon Watershed
Sub-basin	Iron Canyon
QC Type	Original data

Surface Water Hydrochemical Data

MONTGOMERY & ASSOCIATES

Parameters and Constituents		Standards														Results				
Name	Units	AZ Agricultural Livestock Watering		AZ Aquatic and Wildlife - Ephemeral Acute		AZ Aquatic and Wildlife - Warm Water Acute		AZ Aquatic and Wildlife - Warm Water Chronic		AZ Full Body Contact		AZ Fish Consumption		AZ Partial Body Contact		Dissolved Results	Total Results	Total Recoverable Results	Field Results	Use Exceeded
		Standard	Fraction	Standard	Fraction	Standard	Fraction	Standard	Fraction	Standard	Fraction	Standard	Fraction	Standard	Fraction					
Field Parameters																				
Dissolved oxygen	mg/l	---	---	---	---	6	---	6	---	---	---	---	---	---	---	---	---	---	8.36	---
Flow Rate	gallons/minute	---	---	---	---	---	---	---	---	---	---	---	---	---	---	---	---	---	5.00 j	---
pH (Field)	s.u.	6.5 - 9	---	6.5 - 9	---	6.5 - 9	---	6.5 - 9	---	6.5 - 9	---	---	---	6.5 - 9	---	---	---	---	6.68	---
Specific Conductance (Field)	uS/cm	---	---	---	---	---	---	---	---	---	---	---	---	---	---	---	---	---	421.6	---
Temperature (Field)	Deg C	---	---	---	---	---	---	---	---	---	---	---	---	---	---	---	---	---	9.60	---
Turbidity (Field)	NTUs	---	---	---	---	---	---	---	---	---	---	---	---	---	---	---	---	---	1.58	---
Inorganics																				
Alkalinity (as CaCO3)	mg/l	---	---	---	---	---	---	---	---	---	---	---	---	---	---	---	24.3	---	---	---
Bicarbonate (Calculated by M&A)	mg/l	---	---	---	---	---	---	---	---	---	---	---	---	---	---	---	29.6	---	---	---
Bicarbonate Alkalinity (as CaCO3)	mg/l	---	---	---	---	---	---	---	---	---	---	---	---	---	---	---	24.3	---	---	---
Bromide	mg/l	---	---	---	---	---	---	---	---	---	---	---	---	---	---	---	<0.100	---	---	---
Carbonate (Calculated by M&A)	mg/l	---	---	---	---	---	---	---	---	---	---	---	---	---	---	---	--	---	---	---
Carbonate Alkalinity (as CaCO3)	mg/l	---	---	---	---	---	---	---	---	---	---	---	---	---	---	---	<1.0	---	---	---
Chloride	mg/l	---	---	---	---	---	---	---	---	---	---	---	---	---	---	---	42.10	---	---	---
Fluoride	mg/l	---	---	---	---	---	---	---	---	140	---	---	---	140	---	---	0.190	---	---	---
Hardness (as CaCO3)	mg/l	---	---	---	---	---	---	---	---	---	---	---	---	---	---	---	---	131.0	---	---
Silica	mg/l	---	---	---	---	---	---	---	---	---	---	---	---	---	---	27.8	---	---	---	---
Sulfate	mg/l	---	---	---	---	---	---	---	---	---	---	---	---	---	---	---	113.0	---	---	---
Lab Parameters																				
Total Dissolved Solids (Laboratory)	mg/l	---	---	---	---	---	---	---	---	---	---	---	---	---	---	---	276	---	---	---
Total Suspended Solids	mg/l	---	---	---	---	---	---	---	---	---	---	---	---	---	---	---	<5.0	---	---	---
Metals																				
Aluminum	mg/l	---	---	---	---	---	---	---	---	---	---	---	---	---	---	<0.080	---	---	---	---
Antimony	mg/l	---	---	---	---	0.088	DIS	0.03	DIS	0.747	TRC	0.64	TRC	0.747	TRC	<0.00300	---	<0.00300	---	---
Arsenic	mg/l	0.2	TRC	0.44	DIS	0.34	DIS	0.15	DIS	0.03	TRC	0.08	TRC	0.28	TRC	<0.025	---	<0.025	---	---
Barium	mg/l	---	---	---	---	---	---	---	---	98	TRC	---	---	98	TRC	---	---	0.0579	---	---
Beryllium	mg/l	---	---	---	---	---	---	---	---	1.867	TRC	0.084	TRC	1.867	TRC	---	---	<0.00200	---	---
Boron	mg/l	---	---	---	---	---	---	---	---	186.667	TRC	---	---	186.667	TRC	---	---	<0.040	---	---
Cadmium	mg/l	0.05	---	0.02965	DIS	0.010231	DIS	0.000677	DIS	0.7	TRC	0.084	TRC	0.7	TRC	0.000020 j	---	<0.002000	---	---
Calcium	mg/l	---	---	---	---	---	---	---	---	---	---	---	---	---	---	---	---	37.20	---	---
Chromium	mg/l	1	---	---	---	---	---	---	---	---	---	---	---	---	---	---	---	<0.0060	---	---
Chromium, Hexavalent‡	mg/l	---	---	0.034	DIS	0.016	DIS	0.011	DIS	2.8	TRC	0.15	TRC	2.8	TRC	---	---	<0.0060	---	---
Chromium, Trivalent‡	mg/l	---	---	2.3848	TRC	0.7108	TRC	0.0925	TRC	1400	TRC	75	TRC	1400	TRC	---	---	<0.0060	---	---
Cobalt	mg/l	---	---	---	---	---	---	---	---	---	---	---	---	---	---	<0.0060	---	---	---	---
Copper	mg/l	0.5	TRC	0.03	DIS	0.01733	DIS	0.01128	DIS	1.3	TRC	---	---	1.3	TRC	0.00571	---	<0.01000	---	---
Iron	mg/l	---	---	---	---	---	---	1	DIS	---	---	---	---	---	---	<0.060	---	---	---	---
Lead	mg/l	0.1	TRC	0.182646	DIS	0.086544	DIS	0.003372	DIS	0.015	TRC	---	---	0.015	TRC	0.000030 j	---	<0.003000	---	---
Magnesium	mg/l	---	---	---	---	---	---	---	---	---	---	---	---	---	---	---	---	9.19	---	---
Manganese	mg/l	---	---	---	---	---	---	---	---	130.667	---	---	---	130.667	---	<0.0040	---	<0.0040	---	---
Mercury	mg/l	0.01	TRC	0.005	DIS	0.0024	DIS	0.00001	DIS	0.28	TRC	---	---	0.28	TRC	---	<0.00020	---	---	AZ Aquatic and Wildlife - Warm Water Chronic*
Molybdenum	mg/l	---	---	---	---	---	---	---	---	---	---	---	---	---	---	<0.0080	---	---	---	---
Nickel	mg/l	---	---	5.22555	DIS	0.5884	DIS	0.06535	DIS	28	TRC	0.511	TRC	28	TRC	0.00100	---	<0.01000	---	---
Potassium	mg/l	---	---	---	---	---	---	---	---	---	---	---	---	---	---	---	---	3.53	---	---
Selenium	mg/l	0.05	TRC	0.033	TRC	---	---	0.002	TRC	4.667	TRC	0.667	TRC	4.667	TRC	---	---	0.00039 jd	---	---
Silver	mg/l	---	---	0.005118	DIS	0.005118	DIS	---	---	4.667	TRC	8	TRC	4.667	TRC	<0.000100	---	<0.005000	---	---

Station Name	IC 1.0 C
Sample ID	RESE-1002216
Sample Date	3/1/2012 10:50:00 AM
Basin	Devils Canyon Watershed
Sub-basin	Iron Canyon
QC Type	Original data

Surface Water Hydrochemical Data

MONTGOMERY & ASSOCIATES

Parameters and Constituents		Standards														Results				
Name	Units	AZ Agricultural Livestock Watering		AZ Aquatic and Wildlife - Ephemeral Acute		AZ Aquatic and Wildlife - Warm Water Acute		AZ Aquatic and Wildlife - Warm Water Chronic		AZ Full Body Contact		AZ Fish Consumption		AZ Partial Body Contact		Dissolved Results	Total Results	Total Recoverable Results	Field Results	Use Exceeded
		Standard	Fraction	Standard	Fraction	Standard	Fraction	Standard	Fraction	Standard	Fraction	Standard	Fraction	Standard	Fraction					
Metals																				
Sodium	mg/l	---	---	---	---	---	---	---	---	---	---	---	---	---	---	---	---	28.10	---	---
Thallium	mg/l	---	---	---	---	0.7	DIS	0.15	DIS	0.075	TRC	0.001	TRC	0.075	TRC	<0.00100	---	<0.00100	---	AZ Fish Consumption*
Zinc	mg/l	25	TRC	1.3979	DIS	0.1473	DIS	0.1473	DIS	280	TRC	5.106	TRC	280	TRC	<0.0100	---	<0.0100	---	---

The hardness value used for calculation of hardness-dependent standards is the hardness of the sample itself, not the hardness of a receiving water.
* Detection limit exceeds standard
‡ For comparison only - no analysis exists

Station Name	IC 1.0 C
Sample ID	RESE-1003073
Sample Date	1/29/2013 9:30:00 AM
Basin	Devils Canyon Watershed
Sub-basin	Iron Canyon
QC Type	Original data

Surface Water Hydrochemical Data

MONTGOMERY & ASSOCIATES

Parameters and Constituents		Standards														Results				
Name	Units	AZ Agricultural Livestock Watering		AZ Aquatic and Wildlife - Ephemeral Acute		AZ Aquatic and Wildlife - Warm Water Acute		AZ Aquatic and Wildlife - Warm Water Chronic		AZ Full Body Contact		AZ Fish Consumption		AZ Partial Body Contact		Dissolved Results	Total Results	Total Recoverable Results	Field Results	Use Exceeded
		Standard	Fraction	Standard	Fraction	Standard	Fraction	Standard	Fraction	Standard	Fraction	Standard	Fraction	Standard	Fraction					
Field Parameters																				
Flow Rate	gallons/minute	---	---	---	---	---	---	---	---	---	---	---	---	---	---	---	---	---	642.00	---
pH (Field)	s.u.	6.5 - 9	---	6.5 - 9	---	6.5 - 9	---	6.5 - 9	---	6.5 - 9	---	---	---	6.5 - 9	---	---	---	---	7.14	---
Specific Conductance (Field)	uS/cm	---	---	---	---	---	---	---	---	---	---	---	---	---	---	---	---	---	102.2	---
Temperature (Field)	Deg C	---	---	---	---	---	---	---	---	---	---	---	---	---	---	---	---	---	4.50	---
Inorganics																				
Alkalinity (as CaCO3)	mg/l	---	---	---	---	---	---	---	---	---	---	---	---	---	---	---	10.8	---	---	---
Bicarbonate (Calculated by M&A)	mg/l	---	---	---	---	---	---	---	---	---	---	---	---	---	---	---	13.2	---	---	---
Bicarbonate Alkalinity (as CaCO3)	mg/l	---	---	---	---	---	---	---	---	---	---	---	---	---	---	---	10.8	---	---	---
Bromide	mg/l	---	---	---	---	---	---	---	---	---	---	---	---	---	---	---	<0.100	---	---	---
Carbonate (Calculated by M&A)	mg/l	---	---	---	---	---	---	---	---	---	---	---	---	---	---	---	--	---	---	---
Carbonate Alkalinity (as CaCO3)	mg/l	---	---	---	---	---	---	---	---	---	---	---	---	---	---	---	<1.0	---	---	---
Chloride	mg/l	---	---	---	---	---	---	---	---	---	---	---	---	---	---	---	9.97	---	---	---
Fluoride	mg/l	---	---	---	---	---	---	---	---	140	---	---	---	140	---	---	0.110	---	---	---
Hardness (as CaCO3)	mg/l	---	---	---	---	---	---	---	---	---	---	---	---	---	---	---	---	33.8	---	---
Silica	mg/l	---	---	---	---	---	---	---	---	---	---	---	---	---	---	22.2	---	---	---	---
Sulfate	mg/l	---	---	---	---	---	---	---	---	---	---	---	---	---	---	---	18.9	---	---	---
Lab Parameters																				
Total Dissolved Solids (Laboratory)	mg/l	---	---	---	---	---	---	---	---	---	---	---	---	---	---	---	129	---	---	---
Total Suspended Solids	mg/l	---	---	---	---	---	---	---	---	---	---	---	---	---	---	---	29.0	---	---	---
Metals																				
Aluminum	mg/l	---	---	---	---	---	---	---	---	---	---	---	---	---	---	0.164	---	---	---	---
Antimony	mg/l	---	---	---	---	0.088	DIS	0.03	DIS	0.747	TRC	0.64	TRC	0.747	TRC	<0.00300	---	<0.00300	---	---
Arsenic	mg/l	0.2	TRC	0.44	DIS	0.34	DIS	0.15	DIS	0.03	TRC	0.08	TRC	0.28	TRC	<0.025	---	<0.025	---	---
Barium	mg/l	---	---	---	---	---	---	---	---	98	TRC	---	---	98	TRC	---	---	0.0335	---	---
Beryllium	mg/l	---	---	---	---	---	---	---	---	1.867	TRC	0.084	TRC	1.867	TRC	---	---	<0.00200	---	---
Boron	mg/l	---	---	---	---	---	---	---	---	186.667	TRC	---	---	186.667	TRC	---	---	<0.040	---	---
Cadmium	mg/l	0.05	---	0.007935	DIS	0.002738	DIS	0.000264	DIS	0.7	TRC	0.084	TRC	0.7	TRC	0.000050 j	---	<0.002000	---	---
Calcium	mg/l	---	---	---	---	---	---	---	---	---	---	---	---	---	---	---	---	9.61	---	---
Chromium	mg/l	1	---	---	---	---	---	---	---	---	---	---	---	---	---	---	---	<0.0060	---	---
Chromium, Hexavalent‡	mg/l	---	---	0.034	DIS	0.016	DIS	0.011	DIS	2.8	TRC	0.15	TRC	2.8	TRC	---	---	<0.0060	---	---
Chromium, Trivalent‡	mg/l	---	---	0.7863	TRC	0.2344	TRC	0.0305	TRC	1400	TRC	75	TRC	1400	TRC	---	---	<0.0060	---	---
Cobalt	mg/l	---	---	---	---	---	---	---	---	---	---	---	---	---	---	<0.0060	---	---	---	---
Copper	mg/l	0.5	TRC	0.00837	DIS	0.00484	DIS	0.00354	DIS	1.3	TRC	---	---	1.3	TRC	0.01930	---	0.02700	---	AZ Aquatic and Wildlife - Ephemeral Acute AZ Aquatic and Wildlife - Warm Water Acute AZ Aquatic and Wildlife - Warm Water Chronic
Iron	mg/l	---	---	---	---	---	---	1	DIS	---	---	---	---	---	---	0.115	---	---	---	---
Lead	mg/l	0.1	TRC	0.041106	DIS	0.019477	DIS	0.000759	DIS	0.015	TRC	---	---	0.015	TRC	0.000421 j	---	<0.003000	---	---
Magnesium	mg/l	---	---	---	---	---	---	---	---	---	---	---	---	---	---	---	---	2.37	---	---
Manganese	mg/l	---	---	---	---	---	---	---	---	130.667	---	---	---	130.667	---	0.0093	---	0.0459	---	---
Mercury	mg/l	0.01	TRC	0.005	DIS	0.0024	DIS	0.00001	DIS	0.28	TRC	---	---	0.28	TRC	---	<0.00020	---	---	AZ Aquatic and Wildlife - Warm Water Chronic*
Molybdenum	mg/l	---	---	---	---	---	---	---	---	---	---	---	---	---	---	<0.0080	---	---	---	---
Nickel	mg/l	---	---	1.66105	DIS	0.18704	DIS	0.02077	DIS	28	TRC	0.511	TRC	28	TRC	0.00183	---	<0.01000	---	---
Potassium	mg/l	---	---	---	---	---	---	---	---	---	---	---	---	---	---	---	---	2.78	---	---
Selenium	mg/l	0.05	TRC	0.033	TRC	---	---	0.002	TRC	4.667	TRC	0.667	TRC	4.667	TRC	---	---	0.00043 jd	---	---
Silver	mg/l	---	---	0.000498	DIS	0.000498	DIS	---	---	4.667	TRC	8	TRC	4.667	TRC	<0.000100	---	<0.005000	---	---

Station Name	IC 1.0 C
Sample ID	RESE-1003073
Sample Date	1/29/2013 9:30:00 AM
Basin	Devils Canyon Watershed
Sub-basin	Iron Canyon
QC Type	Original data

Surface Water Hydrochemical Data

MONTGOMERY & ASSOCIATES

Parameters and Constituents		Standards														Results				
Name	Units	AZ Agricultural Livestock Watering		AZ Aquatic and Wildlife - Ephemeral Acute		AZ Aquatic and Wildlife - Warm Water Acute		AZ Aquatic and Wildlife - Warm Water Chronic		AZ Full Body Contact		AZ Fish Consumption		AZ Partial Body Contact		Dissolved Results	Total Results	Total Recoverable Results	Field Results	Use Exceeded
		Standard	Fraction	Standard	Fraction	Standard	Fraction	Standard	Fraction	Standard	Fraction	Standard	Fraction	Standard	Fraction					
Metals																				
Sodium	mg/l	---	---	---	---	---	---	---	---	---	---	---	---	---	---	---	---	8.62	---	---
Thallium	mg/l	---	---	---	---	0.7	DIS	0.15	DIS	0.075	TRC	0.001	TRC	0.075	TRC	<0.00100	---	<0.00100	---	AZ Fish Consumption*
Zinc	mg/l	25	TRC	0.4436	DIS	0.0467	DIS	0.0467	DIS	280	TRC	5.106	TRC	280	TRC	<0.0100	---	<0.0100	---	---

The hardness value used for calculation of hardness-dependent standards is the hardness of the sample itself, not the hardness of a receiving water.
* Detection limit exceeds standard
‡ For comparison only - no analysis exists

Explanation of Codes

Absent = Analyte not present	ND = Not Detected
ge = Greater than or equal to reported value	Not Applicable = Analyte not applicable
i = Insufficient sample	q = Uncertain value
j = Estimated value	r = Unusable data
j+ = Estimated value, high bias	< = Less than reported detection limit
j- = Estimated value, low bias	> = Greater than reported value
Lost = Sample lost in processing	d = Diluted. Diluted samples are indicated only when value is estimated.
n = Not measured	LD = Laboratory duplicate
na = Not available	SP = Split sample
Present = Analyte was detected	SPD = Split-Duplicate

Station Name	RR 1.5 C
Sample ID	RESE-1002012
Sample Date	8/19/2008 5:00:00 PM
Basin	Devils Canyon Watershed
Sub-basin	Rancho Rio
QC Type	Original data

Surface Water Hydrochemical Data

MONTGOMERY & ASSOCIATES

Parameters and Constituents		Standards														Results				
Name	Units	AZ Agricultural Livestock Watering		AZ Aquatic and Wildlife - Ephemeral Acute		AZ Aquatic and Wildlife - Warm Water Acute		AZ Aquatic and Wildlife - Warm Water Chronic		AZ Full Body Contact		AZ Fish Consumption		AZ Partial Body Contact		Dissolved Results	Total Results	Total Recoverable Results	Field Results	Use Exceeded
		Standard	Fraction	Standard	Fraction	Standard	Fraction	Standard	Fraction	Standard	Fraction	Standard	Fraction	Standard	Fraction					
Bacteria																				
E. Coli	none	---	---	---	---	---	---	---	---	235	---	---	---	575	---	---	Absent	---	---	---
Total Coliforms	none	---	---	---	---	---	---	---	---	---	---	---	---	---	---	---	Present	---	---	---
Field Parameters																				
Dissolved oxygen	mg/l	---	---	---	---	6	---	6	---	---	---	---	---	---	---	---	---	---	12.81	---
Flow Rate	gallons/minute	---	---	---	---	---	---	---	---	---	---	---	---	---	---	---	---	---	<0.1	---
pH (Field)	s.u.	6.5 - 9	---	6.5 - 9	---	6.5 - 9	---	6.5 - 9	---	6.5 - 9	---	---	---	6.5 - 9	---	---	---	---	9.67	AZ Agricultural Livestock Watering AZ Aquatic and Wildlife - Ephemeral Acute AZ Aquatic and Wildlife - Warm Water Acute AZ Aquatic and Wildlife - Warm Water Chronic AZ Full Body Contact AZ Partial Body Contact
Specific Conductance (Field)	uS/cm	---	---	---	---	---	---	---	---	---	---	---	---	---	---	---	---	---	168.0	---
Temperature (Field)	Deg C	---	---	---	---	---	---	---	---	---	---	---	---	---	---	---	---	---	31.70	---
Turbidity (Field)	NTUs	---	---	---	---	---	---	---	---	---	---	---	---	---	---	---	---	---	4.30	---
Inorganics																				
Alkalinity (as CaCO3)	mg/l	---	---	---	---	---	---	---	---	---	---	---	---	---	---	47.0	48.1	---	---	---
Bicarbonate (Calculated by M&A)	mg/l	---	---	---	---	---	---	---	---	---	---	---	---	---	---	35.4	---	---	---	---
Bicarbonate Alkalinity (as CaCO3)	mg/l	---	---	---	---	---	---	---	---	---	---	---	---	---	---	29.0	45.2	---	---	---
Bromide	mg/l	---	---	---	---	---	---	---	---	---	---	---	---	---	---	---	<0.100	---	---	---
Carbonate (Calculated by M&A)	mg/l	---	---	---	---	---	---	---	---	---	---	---	---	---	---	10.8	---	---	---	---
Carbonate Alkalinity (as CaCO3)	mg/l	---	---	---	---	---	---	---	---	---	---	---	---	---	---	18.0	2.9	---	---	---
Chloride	mg/l	---	---	---	---	---	---	---	---	---	---	---	---	---	---	6.67	6.84	---	---	---
Fluoride	mg/l	---	---	---	---	---	---	---	---	140	---	---	---	140	---	---	<0.100	---	---	---
Hardness (as CaCO3)	mg/l	---	---	---	---	---	---	---	---	---	---	---	---	---	---	---	58.9	---	---	---
Hydroxide Alkalinity (as CaCO3)	mg/l	---	---	---	---	---	---	---	---	---	---	---	---	---	---	<1.0	<1.0	---	---	---
Nitrate as N	mg/l	---	---	---	---	---	---	---	---	3733.33	---	---	---	3733.33	---	---	<0.20	---	---	---
Nitrate+Nitrite as N (calculated by M&A)	mg/l	---	---	---	---	---	---	---	---	3733.33	---	---	---	3733.33	---	---	--	---	---	---
Nitrite as N	mg/l	---	---	---	---	---	---	---	---	233.33	---	---	---	233.33	---	---	<0.10	---	---	---
Orthophosphate as P	mg/l	---	---	---	---	---	---	---	---	---	---	---	---	---	---	---	<0.20	---	---	---
Silica	mg/l	---	---	---	---	---	---	---	---	---	---	---	---	---	---	32.8	---	---	---	---
Sulfate	mg/l	---	---	---	---	---	---	---	---	---	---	---	---	---	---	22.1	22.6	---	---	---
Lab Parameters																				
Total Dissolved Solids (Laboratory)	mg/l	---	---	---	---	---	---	---	---	---	---	---	---	---	---	---	150	---	---	---
Total Suspended Solids	mg/l	---	---	---	---	---	---	---	---	---	---	---	---	---	---	---	13.0	---	---	---
Metals																				
Aluminum	mg/l	---	---	---	---	---	---	---	---	---	---	---	---	---	---	<0.0141	---	---	---	---
Antimony	mg/l	---	---	---	---	0.088	DIS	0.03	DIS	0.747	TRC	0.64	TRC	0.747	TRC	<0.00200	<0.00040	---	---	---
Arsenic	mg/l	0.2	TRC	0.44	DIS	0.34	DIS	0.15	DIS	0.03	TRC	0.08	TRC	0.28	TRC	<0.0066	0.0069 j	---	---	---
Barium	mg/l	---	---	---	---	---	---	---	---	98	TRC	---	---	98	TRC	0.0073 j	---	---	---	---
Beryllium	mg/l	---	---	---	---	---	---	---	---	1.867	TRC	0.084	TRC	1.867	TRC	<0.00036	<0.00036	---	---	---
Boron	mg/l	---	---	---	---	---	---	---	---	186.667	TRC	---	---	186.667	TRC	---	0.0217 j	---	---	---
Cadmium	mg/l	0.05	---	0.087609	DIS	0.030232	DIS	0.001468	DIS	0.7	TRC	0.084	TRC	0.7	TRC	<0.000034	<0.000960	---	---	---
Calcium	mg/l	---	---	---	---	---	---	---	---	---	---	---	---	---	---	15.10	16.70	---	---	---
Chromium	mg/l	1	---	---	---	---	---	---	---	---	---	---	---	---	---	---	<0.0010	---	---	---
Chromium, Hexavalent‡	mg/l	---	---	0.034	DIS	0.016	DIS	0.011	DIS	2.8	TRC	0.15	TRC	2.8	TRC	---	<0.0010	---	---	---
Chromium, Trivalent‡	mg/l	---	---	5.9497	TRC	1.7733	TRC	0.2307	TRC	1400	TRC	75	TRC	1400	TRC	---	<0.0010	---	---	---

Station Name	RR 1.5 C
Sample ID	RESE-1002012
Sample Date	8/19/2008 5:00:00 PM
Basin	Devils Canyon Watershed
Sub-basin	Rancho Rio
QC Type	Original data

Surface Water Hydrochemical Data

MONTGOMERY & ASSOCIATES

Parameters and Constituents		Standards														Results				
Name	Units	AZ Agricultural Livestock Watering		AZ Aquatic and Wildlife - Ephemeral Acute		AZ Aquatic and Wildlife - Warm Water Acute		AZ Aquatic and Wildlife - Warm Water Chronic		AZ Full Body Contact		AZ Fish Consumption		AZ Partial Body Contact		Dissolved Results	Total Results	Total Recoverable Results	Field Results	Use Exceeded
		Standard	Fraction	Standard	Fraction	Standard	Fraction	Standard	Fraction	Standard	Fraction	Standard	Fraction	Standard	Fraction					
Metals																				
Cobalt	mg/l	---	---	---	---	---	---	---	---	---	---	---	---	---	---	0.0014 j	---	---	---	---
Copper	mg/l	0.5	TRC	0.08588	DIS	0.04962	DIS	0.02928	DIS	1.3	TRC	---	---	1.3	TRC	0.00180	<0.00390	---	---	---
Iron	mg/l	---	---	---	---	---	---	1	DIS	---	---	---	---	---	---	0.364	---	---	---	---
Lead	mg/l	0.1	TRC	0.592712	DIS	0.280846	DIS	0.010944	DIS	0.015	TRC	---	---	0.015	TRC	0.000065 j	0.000273 jd	---	---	---
Magnesium	mg/l	---	---	---	---	---	---	---	---	---	---	---	---	---	---	3.89	4.20	---	---	---
Manganese	mg/l	---	---	---	---	---	---	---	---	130.667	---	---	---	130.667	---	0.0871	0.3010	---	---	---
Mercury	mg/l	0.01	TRC	0.005	DIS	0.0024	DIS	0.00001	DIS	0.28	TRC	---	---	0.28	TRC	<0.000064	<0.000064	---	---	AZ Aquatic and Wildlife - Warm Water Chronic*
Molybdenum	mg/l	---	---	---	---	---	---	---	---	---	---	---	---	---	---	<0.0023	---	---	---	---
Nickel	mg/l	---	---	13.43579	DIS	1.51289	DIS	0.16804	DIS	28	TRC	0.511	TRC	28	TRC	<0.00230	<0.00230	---	---	---
Potassium	mg/l	---	---	---	---	---	---	---	---	---	---	---	---	---	---	1.58	1.80	---	---	---
Selenium	mg/l	0.05	TRC	0.033	TRC	---	---	0.002	TRC	4.667	TRC	0.667	TRC	4.667	TRC	---	<0.00040	---	---	---
Silver	mg/l	---	---	0.034911	DIS	0.034911	DIS	---	---	4.667	TRC	8	TRC	4.667	TRC	<0.000017	<0.000790	---	---	---
Sodium	mg/l	---	---	---	---	---	---	---	---	---	---	---	---	---	---	8.05	8.71	---	---	---
Strontium	mg/l	---	---	---	---	---	---	---	---	---	---	---	---	---	---	0.1200	---	---	---	---
Strontium (by isotope dilution)	ppm	---	---	---	---	---	---	---	---	---	---	---	---	---	---	---	0.1530	---	---	---
Thallium	mg/l	---	---	---	---	0.7	DIS	0.15	DIS	0.075	TRC	0.001	TRC	0.075	TRC	<0.000018	<0.000072	---	---	---
Uranium	mg/l	---	---	---	---	---	---	---	---	2.8	---	---	---	2.8	---	---	<0.0003	---	---	---
Zinc	mg/l	25	TRC	3.5994	DIS	0.3793	DIS	0.3793	DIS	280	TRC	5.106	TRC	280	TRC	<0.0019	<0.0019	---	---	---
Other																				
Dissolved Organic Carbon	mg/l	---	---	---	---	---	---	---	---	---	---	---	---	---	---	---	---	---	13.90	---
Radiogenic Isotopes																				
Strontium 87/86	none	---	---	---	---	---	---	---	---	---	---	---	---	---	---	---	0.709789	---	---	---
Tritium	TU	---	---	---	---	---	---	---	---	---	---	---	---	---	---	---	3.70	---	---	---
Radiologicals																				
Gross Alpha	pCi/l	---	---	---	---	---	---	---	---	---	---	---	---	---	---	---	1.9	---	---	---
Gross Beta	pCi/l	---	---	---	---	---	---	---	---	---	---	---	---	---	---	---	<3.2	---	---	---
Uranium Activity (Calc 907.0)	pCi/l	---	---	---	---	---	---	---	---	---	---	---	---	---	---	---	<0.2	---	---	---
Radionuclides																				
Radium 226	pCi/l	---	---	---	---	---	---	---	---	---	---	---	---	---	---	---	<0.28	---	---	---
Radium 226 + Radium 228	pCi/l	---	---	---	---	---	---	---	---	---	---	---	---	---	---	---	--	---	---	---
Radium 228	pCi/l	---	---	---	---	---	---	---	---	---	---	---	---	---	---	---	<1.2	---	---	---
Uranium 234	pCi/l	---	---	---	---	---	---	---	---	---	---	---	---	---	---	---	<0.2	---	---	---
Uranium 235	pCi/l	---	---	---	---	---	---	---	---	---	---	---	---	---	---	---	<0.2	---	---	---
Uranium 238	pCi/l	---	---	---	---	---	---	---	---	---	---	---	---	---	---	---	<0.2	---	---	---
Stable Isotopes																				
Delta Deuterium	per mil	---	---	---	---	---	---	---	---	---	---	---	---	---	---	---	-66.0	---	---	---
Delta Oxygen-18	per mil	---	---	---	---	---	---	---	---	---	---	---	---	---	---	---	-9.60	---	---	---
Delta Oxygen-18 of Sulfate	per mil	---	---	---	---	---	---	---	---	---	---	---	---	---	---	---	8.4	---	---	---
Delta Sulfur-34	per mil	---	---	---	---	---	---	---	---	---	---	---	---	---	---	---	1.0	---	---	---

The hardness value used for calculation of hardness-dependent standards is the hardness of the sample itself, not the hardness of a receiving water.
* Detection limit exceeds standard
‡ For comparison only - no analysis exists

Station Name	RR 1.5 C
Sample ID	RESE-1002029
Sample Date	11/5/2008 4:00:00 PM
Basin	Devils Canyon Watershed
Sub-basin	Rancho Rio
QC Type	Original data

Surface Water Hydrochemical Data

MONTGOMERY & ASSOCIATES

Parameters and Constituents		Standards														Results				
Name	Units	AZ Agricultural Livestock Watering		AZ Aquatic and Wildlife - Ephemeral Acute		AZ Aquatic and Wildlife - Warm Water Acute		AZ Aquatic and Wildlife - Warm Water Chronic		AZ Full Body Contact		AZ Fish Consumption		AZ Partial Body Contact		Dissolved Results	Total Results	Total Recoverable Results	Field Results	Use Exceeded
		Standard	Fraction	Standard	Fraction	Standard	Fraction	Standard	Fraction	Standard	Fraction	Standard	Fraction	Standard	Fraction					
Field Parameters																				
Dissolved oxygen	mg/l	---	---	---	---	6	---	6	---	---	---	---	---	---	---	---	---	---	4.38	AZ Aquatic and Wildlife - Warm Water Acute† AZ Aquatic and Wildlife - Warm Water Chronic†
Flow Rate	gallons/minute	---	---	---	---	---	---	---	---	---	---	---	---	---	---	---	---	---	0.1 j	---
pH (Field)	s.u.	6.5 - 9	---	6.5 - 9	---	6.5 - 9	---	6.5 - 9	---	6.5 - 9	---	---	---	6.5 - 9	---	---	---	---	7.64	---
Specific Conductance (Field)	uS/cm	---	---	---	---	---	---	---	---	---	---	---	---	---	---	---	---	---	1637.0	---
Temperature (Field)	Deg C	---	---	---	---	---	---	---	---	---	---	---	---	---	---	---	---	---	14.80	---
Turbidity (Field)	NTUs	---	---	---	---	---	---	---	---	---	---	---	---	---	---	---	---	---	0.91	---
Inorganics																				
Alkalinity (as CaCO3)	mg/l	---	---	---	---	---	---	---	---	---	---	---	---	---	---	---	43.3	---	---	---
Bicarbonate (Calculated by M&A)	mg/l	---	---	---	---	---	---	---	---	---	---	---	---	---	---	---	52.8	---	---	---
Bicarbonate Alkalinity (as CaCO3)	mg/l	---	---	---	---	---	---	---	---	---	---	---	---	---	---	---	43.3	---	---	---
Bromide	mg/l	---	---	---	---	---	---	---	---	---	---	---	---	---	---	---	<0.100	---	---	---
Carbonate (Calculated by M&A)	mg/l	---	---	---	---	---	---	---	---	---	---	---	---	---	---	---	--	---	---	---
Carbonate Alkalinity (as CaCO3)	mg/l	---	---	---	---	---	---	---	---	---	---	---	---	---	---	---	<1.0	---	---	---
Chloride	mg/l	---	---	---	---	---	---	---	---	---	---	---	---	---	---	---	5.87	---	---	---
Fluoride	mg/l	---	---	---	---	---	---	---	---	140	---	---	---	140	---	---	0.289	---	---	---
Hardness (as CaCO3)	mg/l	---	---	---	---	---	---	---	---	---	---	---	---	---	---	53.3	---	---	---	---
Nitrate as N	mg/l	---	---	---	---	---	---	---	---	3733.33	---	---	---	3733.33	---	---	<0.20	---	---	---
Nitrate+Nitrite as N	mg/l	---	---	---	---	---	---	---	---	---	---	---	---	---	---	---	<0.30	---	---	---
Nitrate+Nitrite as N (calculated by M&A)	mg/l	---	---	---	---	---	---	---	---	3733.33	---	---	---	3733.33	---	---	--	---	---	---
Nitrite as N	mg/l	---	---	---	---	---	---	---	---	233.33	---	---	---	233.33	---	---	<0.10	---	---	---
Orthophosphate as P	mg/l	---	---	---	---	---	---	---	---	---	---	---	---	---	---	---	<0.20	---	---	---
Silica	mg/l	---	---	---	---	---	---	---	---	---	---	---	---	---	---	29.9	---	---	---	---
Sulfate	mg/l	---	---	---	---	---	---	---	---	---	---	---	---	---	---	---	27.6	---	---	---
Lab Parameters																				
Total Dissolved Solids (Laboratory)	mg/l	---	---	---	---	---	---	---	---	---	---	---	---	---	---	---	110	---	---	---
Total Suspended Solids	mg/l	---	---	---	---	---	---	---	---	---	---	---	---	---	---	---	<5.0	---	---	---
Metals																				
Aluminum	mg/l	---	---	---	---	---	---	---	---	---	---	---	---	---	---	<0.080	---	---	---	---
Antimony	mg/l	---	---	---	---	0.088	DIS	0.03	DIS	0.747	TRC	0.64	TRC	0.747	TRC	<0.00300	---	<0.00300	---	---
Arsenic	mg/l	0.2	TRC	0.44	DIS	0.34	DIS	0.15	DIS	0.03	TRC	0.08	TRC	0.28	TRC	<0.025	---	<0.025	---	---
Barium	mg/l	---	---	---	---	---	---	---	---	98	TRC	---	---	98	TRC	0.0614	---	---	---	---
Beryllium	mg/l	---	---	---	---	---	---	---	---	1.867	TRC	0.084	TRC	1.867	TRC	<0.00200	---	<0.00200	---	---
Boron	mg/l	---	---	---	---	---	---	---	---	186.667	TRC	---	---	186.667	TRC	---	---	<0.040	---	---
Cadmium	mg/l	0.05	---	0.012364	DIS	0.004267	DIS	0.000362	DIS	0.7	TRC	0.084	TRC	0.7	TRC	<0.000200	---	<0.002000	---	---
Calcium	mg/l	---	---	---	---	---	---	---	---	---	---	---	---	---	---	---	---	15.00	---	---
Chromium	mg/l	1	---	---	---	---	---	---	---	---	---	---	---	---	---	---	---	<0.0060	---	---
Chromium, Hexavalent‡	mg/l	---	---	0.034	DIS	0.016	DIS	0.011	DIS	2.8	TRC	0.15	TRC	2.8	TRC	---	---	<0.0060	---	---
Chromium, Trivalent‡	mg/l	---	---	1.1418	TRC	0.3403	TRC	0.0443	TRC	1400	TRC	75	TRC	1400	TRC	---	---	<0.0060	---	---
Cobalt	mg/l	---	---	---	---	---	---	---	---	---	---	---	---	---	---	<0.0060	---	---	---	---
Copper	mg/l	0.5	TRC	0.01286	DIS	0.00743	DIS	0.00523	DIS	1.3	TRC	---	---	1.3	TRC	0.00260	---	<0.01000	---	---
Iron	mg/l	---	---	---	---	---	---	1	DIS	---	---	---	---	---	---	<0.060	---	---	---	---
Lead	mg/l	0.1	TRC	0.068271	DIS	0.032349	DIS	0.001261	DIS	0.015	TRC	---	---	0.015	TRC	<0.003000	---	<0.003000	---	AZ Aquatic and Wildlife - Warm Water Chronic*
Magnesium	mg/l	---	---	---	---	---	---	---	---	---	---	---	---	---	---	---	---	3.84	---	---
Manganese	mg/l	---	---	---	---	---	---	---	---	130.667	---	---	---	130.667	---	0.0214	---	0.0243	---	---
Mercury	mg/l	0.01	TRC	0.005	DIS	0.0024	DIS	0.00001	DIS	0.28	TRC	---	---	0.28	TRC	<0.00020	<0.00020	---	---	AZ Aquatic and Wildlife - Warm Water Chronic*

Station Name	RR 1.5 C
Sample ID	RESE-1002029
Sample Date	11/5/2008 4:00:00 PM
Basin	Devils Canyon Watershed
Sub-basin	Rancho Rio
QC Type	Original data

Surface Water Hydrochemical Data

MONTGOMERY & ASSOCIATES

Parameters and Constituents		Standards														Results				
Name	Units	AZ Agricultural Livestock Watering		AZ Aquatic and Wildlife - Ephemeral Acute		AZ Aquatic and Wildlife - Warm Water Acute		AZ Aquatic and Wildlife - Warm Water Chronic		AZ Full Body Contact		AZ Fish Consumption		AZ Partial Body Contact		Dissolved Results	Total Results	Total Recoverable Results	Field Results	Use Exceeded
		Standard	Fraction	Standard	Fraction	Standard	Fraction	Standard	Fraction	Standard	Fraction	Standard	Fraction	Standard	Fraction					
Metals																				
Molybdenum	mg/l	---	---	---	---	---	---	---	---	---	---	---	---	---	---	<0.0080	---	---	---	---
Nickel	mg/l	---	---	2.44192	DIS	0.27496	DIS	0.03054	DIS	28	TRC	0.511	TRC	28	TRC	<0.01000	---	<0.01000	---	---
Potassium	mg/l	---	---	---	---	---	---	---	---	---	---	---	---	---	---	---	---	1.77	---	---
Selenium	mg/l	0.05	TRC	0.033	TRC	---	---	0.002	TRC	4.667	TRC	0.667	TRC	4.667	TRC	---	---	<0.00300	---	AZ Aquatic and Wildlife - Warm Water Chronic*
Silver	mg/l	---	---	0.00109	DIS	0.00109	DIS	---	---	4.667	TRC	8	TRC	4.667	TRC	<0.000100	---	<0.005000	---	---
Sodium	mg/l	---	---	---	---	---	---	---	---	---	---	---	---	---	---	---	---	9.07	---	---
Strontium	mg/l	---	---	---	---	---	---	---	---	---	---	---	---	---	---	0.1190	---	---	---	---
Thallium	mg/l	---	---	---	---	0.7	DIS	0.15	DIS	0.075	TRC	0.001	TRC	0.075	TRC	<0.00100	---	<0.00100	---	AZ Fish Consumption*
Zinc	mg/l	25	TRC	0.6525	DIS	0.0688	DIS	0.0688	DIS	280	TRC	5.106	TRC	280	TRC	<0.0100	---	<0.0100	---	---
Other																				
Dissolved Organic Carbon	mg/l	---	---	---	---	---	---	---	---	---	---	---	---	---	---	---	---	---	3.69	---

The hardness value used for calculation of hardness-dependent standards is the hardness of the sample itself, not the hardness of a receiving water.
* Detection limit exceeds standard
† Exceedance is considered less than regulatory limit
‡ For comparison only - no analysis exists

Station Name	RR 1.5 C
Sample ID	RESE-1002066
Sample Date	2/26/2009
Basin	Devils Canyon Watershed
Sub-basin	Rancho Rio
QC Type	Field duplicates

Surface Water Hydrochemical Data

MONTGOMERY & ASSOCIATES

Parameters and Constituents		Standards														Results				
Name	Units	AZ Agricultural Livestock Watering		AZ Aquatic and Wildlife - Ephemeral Acute		AZ Aquatic and Wildlife - Warm Water Acute		AZ Aquatic and Wildlife - Warm Water Chronic		AZ Full Body Contact		AZ Fish Consumption		AZ Partial Body Contact		Dissolved Results	Total Results	Total Recoverable Results	Field Results	Use Exceeded
		Standard	Fraction	Standard	Fraction	Standard	Fraction	Standard	Fraction	Standard	Fraction	Standard	Fraction	Standard	Fraction					
Field Parameters																				
Flow Rate	gallons/minute	---	---	---	---	---	---	---	---	---	---	---	---	---	---	---	---	---	29.2	---
Inorganics																				
Alkalinity (as CaCO3)	mg/l	---	---	---	---	---	---	---	---	---	---	---	---	---	---	---	13.1	---	---	---
Bicarbonate (Calculated by M&A)	mg/l	---	---	---	---	---	---	---	---	---	---	---	---	---	---	---	16.0	---	---	---
Bicarbonate Alkalinity (as CaCO3)	mg/l	---	---	---	---	---	---	---	---	---	---	---	---	---	---	---	13.1	---	---	---
Bromide	mg/l	---	---	---	---	---	---	---	---	---	---	---	---	---	---	---	<0.100	---	---	---
Carbonate (Calculated by M&A)	mg/l	---	---	---	---	---	---	---	---	---	---	---	---	---	---	---	--	---	---	---
Carbonate Alkalinity (as CaCO3)	mg/l	---	---	---	---	---	---	---	---	---	---	---	---	---	---	---	<1.0	---	---	---
Chloride	mg/l	---	---	---	---	---	---	---	---	---	---	---	---	---	---	---	3.03	---	---	---
Fluoride	mg/l	---	---	---	---	---	---	---	---	140	---	---	---	140	---	---	<0.100	---	---	---
Hardness (as CaCO3)	mg/l	---	---	---	---	---	---	---	---	---	---	---	---	---	---	20.0	---	---	---	---
Silica	mg/l	---	---	---	---	---	---	---	---	---	---	---	---	---	---	26.5	---	---	---	---
Sulfate	mg/l	---	---	---	---	---	---	---	---	---	---	---	---	---	---	---	15.0	---	---	---
Lab Parameters																				
Total Dissolved Solids (Laboratory)	mg/l	---	---	---	---	---	---	---	---	---	---	---	---	---	---	---	110	---	---	---
Total Suspended Solids	mg/l	---	---	---	---	---	---	---	---	---	---	---	---	---	---	---	5.0	---	---	---
Metals																				
Aluminum	mg/l	---	---	---	---	---	---	---	---	---	---	---	---	---	---	0.157	---	---	---	---
Antimony	mg/l	---	---	---	---	0.088	DIS	0.03	DIS	0.747	TRC	0.64	TRC	0.747	TRC	<0.00300	---	<0.00300	---	---
Arsenic	mg/l	0.2	TRC	0.44	DIS	0.34	DIS	0.15	DIS	0.03	TRC	0.08	TRC	0.28	TRC	<0.025	---	<0.025	---	---
Barium	mg/l	---	---	---	---	---	---	---	---	98	TRC	---	---	98	TRC	0.0324	---	---	---	---
Beryllium	mg/l	---	---	---	---	---	---	---	---	1.867	TRC	0.084	TRC	1.867	TRC	<0.00200	---	<0.00200	---	---
Boron	mg/l	---	---	---	---	---	---	---	---	186.667	TRC	---	---	186.667	TRC	---	---	<0.040	---	---
Cadmium	mg/l	0.05	---	0.004758	DIS	0.001642	DIS	0.000183	DIS	0.7	TRC	0.084	TRC	0.7	TRC	<0.000042	---	<0.000200	---	---
Calcium	mg/l	---	---	---	---	---	---	---	---	---	---	---	---	---	---	---	---	5.66	---	---
Chromium	mg/l	1	---	---	---	---	---	---	---	---	---	---	---	---	---	---	---	<0.0060	---	---
Chromium, Hexavalent‡	mg/l	---	---	0.034	DIS	0.016	DIS	0.011	DIS	2.8	TRC	0.15	TRC	2.8	TRC	---	---	<0.0060	---	---
Chromium, Trivalent‡	mg/l	---	---	0.5116	TRC	0.1525	TRC	0.0198	TRC	1400	TRC	75	TRC	1400	TRC	---	---	<0.0060	---	---
Cobalt	mg/l	---	---	---	---	---	---	---	---	---	---	---	---	---	---	<0.0060	---	---	---	---
Copper	mg/l	0.5	TRC	0.00511	DIS	0.00295	DIS	0.00226	DIS	1.3	TRC	---	---	1.3	TRC	0.00904	---	0.01000	---	AZ Aquatic and Wildlife - Ephemeral Acute AZ Aquatic and Wildlife - Warm Water Acute AZ Aquatic and Wildlife - Warm Water Chronic
Iron	mg/l	---	---	---	---	---	---	1	DIS	---	---	---	---	---	---	0.086	---	---	---	---
Lead	mg/l	0.1	TRC	0.022775	DIS	0.010792	DIS	0.000421	DIS	0.015	TRC	---	---	0.015	TRC	0.000114 j	---	<0.003000	---	---
Magnesium	mg/l	---	---	---	---	---	---	---	---	---	---	---	---	---	---	---	---	1.43	---	---
Manganese	mg/l	---	---	---	---	---	---	---	---	130.667	---	---	---	130.667	---	0.0338	---	0.0316	---	---
Mercury	mg/l	0.01	TRC	0.005	DIS	0.0024	DIS	0.00001	DIS	0.28	TRC	---	---	0.28	TRC	---	<0.00020	---	---	AZ Aquatic and Wildlife - Warm Water Chronic*
Molybdenum	mg/l	---	---	---	---	---	---	---	---	---	---	---	---	---	---	<0.0080	---	---	---	---
Nickel	mg/l	---	---	1.06559	DIS	0.11999	DIS	0.01333	DIS	28	TRC	0.511	TRC	28	TRC	<0.00100	---	<0.01000	---	---
Potassium	mg/l	---	---	---	---	---	---	---	---	---	---	---	---	---	---	---	---	1.09	---	---
Selenium	mg/l	0.05	TRC	0.033	TRC	---	---	0.002	TRC	4.667	TRC	0.667	TRC	4.667	TRC	---	---	<0.00041	---	---
Silver	mg/l	---	---	0.000202	DIS	0.000202	DIS	---	---	4.667	TRC	8	TRC	4.667	TRC	<0.000100	---	<0.005000	---	---
Sodium	mg/l	---	---	---	---	---	---	---	---	---	---	---	---	---	---	---	---	4.92	---	---
Strontium	mg/l	---	---	---	---	---	---	---	---	---	---	---	---	---	---	0.0517	---	---	---	---
Thallium	mg/l	---	---	---	---	0.7	DIS	0.15	DIS	0.075	TRC	0.001	TRC	0.075	TRC	<0.00100	---	<0.00100	---	AZ Fish Consumption*

Station Name	RR 1.5 C
Sample ID	RESE-1002066
Sample Date	2/26/2009
Basin	Devils Canyon Watershed
Sub-basin	Rancho Rio
QC Type	Field duplicates

Surface Water Hydrochemical Data

MONTGOMERY & ASSOCIATES

Parameters and Constituents		Standards														Results				
Name	Units	AZ Agricultural Livestock Watering		AZ Aquatic and Wildlife - Ephemeral Acute		AZ Aquatic and Wildlife - Warm Water Acute		AZ Aquatic and Wildlife - Warm Water Chronic		AZ Full Body Contact		AZ Fish Consumption		AZ Partial Body Contact		Dissolved Results	Total Results	Total Recoverable Results	Field Results	Use Exceeded
		Standard	Fraction	Standard	Fraction	Standard	Fraction	Standard	Fraction	Standard	Fraction	Standard	Fraction	Standard	Fraction					
Metals																				
Zinc	mg/l	25	TRC	0.2844	DIS	0.03	DIS	0.03	DIS	280	TRC	5.106	TRC	280	TRC	<0.0100	---	<0.0100	---	---
Other																				
Dissolved Organic Carbon	mg/l	---	---	---	---	---	---	---	---	---	---	---	---	---	---	---	---	---	7.73	---
Stable Isotopes																				
Delta Deuterium	per mil	---	---	---	---	---	---	---	---	---	---	---	---	---	---	---	-50.0	---	---	---
Delta Oxygen-18	per mil	---	---	---	---	---	---	---	---	---	---	---	---	---	---	---	-7.70	---	---	---
Delta Oxygen-18 of Sulfate	per mil	---	---	---	---	---	---	---	---	---	---	---	---	---	---	---	5.3	---	---	---
Delta Sulfur-34	per mil	---	---	---	---	---	---	---	---	---	---	---	---	---	---	---	1.1	---	---	---

The hardness value used for calculation of hardness-dependent standards is the hardness of the sample itself, not the hardness of a receiving water.
* Detection limit exceeds standard
‡ For comparison only - no analysis exists

Station Name	RR 1.5 C
Sample ID	RESE-1002065
Sample Date	2/26/2009 9:30:00 AM
Basin	Devils Canyon Watershed
Sub-basin	Rancho Rio
QC Type	Original data

Surface Water Hydrochemical Data

MONTGOMERY & ASSOCIATES

Parameters and Constituents		Standards														Results				
Name	Units	AZ Agricultural Livestock Watering		AZ Aquatic and Wildlife - Ephemeral Acute		AZ Aquatic and Wildlife - Warm Water Acute		AZ Aquatic and Wildlife - Warm Water Chronic		AZ Full Body Contact		AZ Fish Consumption		AZ Partial Body Contact		Dissolved Results	Total Results	Total Recoverable Results	Field Results	Use Exceeded
		Standard	Fraction	Standard	Fraction	Standard	Fraction	Standard	Fraction	Standard	Fraction	Standard	Fraction	Standard	Fraction					
Field Parameters																				
Dissolved oxygen	mg/l	---	---	---	---	6	---	6	---	---	---	---	---	---	---	---	---	---	9.54	---
Flow Rate	gallons/minute	---	---	---	---	---	---	---	---	---	---	---	---	---	---	---	---	---	29.2	---
pH (Field)	s.u.	6.5 - 9	---	6.5 - 9	---	6.5 - 9	---	6.5 - 9	---	6.5 - 9	---	---	---	6.5 - 9	---	---	---	---	6.78	---
Specific Conductance (Field)	uS/cm	---	---	---	---	---	---	---	---	---	---	---	---	---	---	---	---	---	88.5	---
Temperature (Field)	Deg C	---	---	---	---	---	---	---	---	---	---	---	---	---	---	---	---	---	15.10	---
Turbidity (Field)	NTUs	---	---	---	---	---	---	---	---	---	---	---	---	---	---	---	---	---	5.02	---
Inorganics																				
Alkalinity (as CaCO3)	mg/l	---	---	---	---	---	---	---	---	---	---	---	---	---	---	---	13.0	---	---	---
Bicarbonate (Calculated by M&A)	mg/l	---	---	---	---	---	---	---	---	---	---	---	---	---	---	---	15.9	---	---	---
Bicarbonate Alkalinity (as CaCO3)	mg/l	---	---	---	---	---	---	---	---	---	---	---	---	---	---	---	13.0	---	---	---
Bromide	mg/l	---	---	---	---	---	---	---	---	---	---	---	---	---	---	---	<0.100	---	---	---
Carbonate (Calculated by M&A)	mg/l	---	---	---	---	---	---	---	---	---	---	---	---	---	---	---	--	---	---	---
Carbonate Alkalinity (as CaCO3)	mg/l	---	---	---	---	---	---	---	---	---	---	---	---	---	---	---	<1.0	---	---	---
Chloride	mg/l	---	---	---	---	---	---	---	---	---	---	---	---	---	---	---	3.05	---	---	---
Fluoride	mg/l	---	---	---	---	---	---	---	---	140	---	---	---	140	---	---	<0.100	---	---	---
Hardness (as CaCO3)	mg/l	---	---	---	---	---	---	---	---	---	---	---	---	---	---	20.7	---	---	---	---
Silica	mg/l	---	---	---	---	---	---	---	---	---	---	---	---	---	---	26.4	---	---	---	---
Sulfate	mg/l	---	---	---	---	---	---	---	---	---	---	---	---	---	---	---	15.0	---	---	---
Lab Parameters																				
Total Dissolved Solids (Laboratory)	mg/l	---	---	---	---	---	---	---	---	---	---	---	---	---	---	---	112	---	---	---
Total Suspended Solids	mg/l	---	---	---	---	---	---	---	---	---	---	---	---	---	---	---	<5.0	---	---	---
Metals																				
Aluminum	mg/l	---	---	---	---	---	---	---	---	---	---	---	---	---	---	0.175	---	---	---	---
Antimony	mg/l	---	---	---	---	0.088	DIS	0.03	DIS	0.747	TRC	0.64	TRC	0.747	TRC	<0.00300	---	<0.00300	---	---
Arsenic	mg/l	0.2	TRC	0.44	DIS	0.34	DIS	0.15	DIS	0.03	TRC	0.08	TRC	0.28	TRC	<0.025	---	<0.025	---	---
Barium	mg/l	---	---	---	---	---	---	---	---	98	TRC	---	---	98	TRC	0.0307	---	---	---	---
Beryllium	mg/l	---	---	---	---	---	---	---	---	1.867	TRC	0.084	TRC	1.867	TRC	<0.00200	---	<0.00200	---	---
Boron	mg/l	---	---	---	---	---	---	---	---	186.667	TRC	---	---	186.667	TRC	---	---	<0.040	---	---
Cadmium	mg/l	0.05	---	0.00492	DIS	0.001698	DIS	0.000187	DIS	0.7	TRC	0.084	TRC	0.7	TRC	<0.000042	---	<0.000200	---	---
Calcium	mg/l	---	---	---	---	---	---	---	---	---	---	---	---	---	---	---	---	5.86	---	---
Chromium	mg/l	1	---	---	---	---	---	---	---	---	---	---	---	---	---	---	---	<0.0060	---	---
Chromium, Hexavalent‡	mg/l	---	---	0.034	DIS	0.016	DIS	0.011	DIS	2.8	TRC	0.15	TRC	2.8	TRC	---	---	<0.0060	---	---
Chromium, Trivalent‡	mg/l	---	---	0.5262	TRC	0.1568	TRC	0.0204	TRC	1400	TRC	75	TRC	1400	TRC	---	---	<0.0060	---	---
Cobalt	mg/l	---	---	---	---	---	---	---	---	---	---	---	---	---	---	<0.0060	---	---	---	---
Copper	mg/l	0.5	TRC	0.00527	DIS	0.00305	DIS	0.00233	DIS	1.3	TRC	---	---	1.3	TRC	0.00896	---	0.01000	---	AZ Aquatic and Wildlife - Ephemeral Acute AZ Aquatic and Wildlife - Warm Water Acute AZ Aquatic and Wildlife - Warm Water Chronic
Iron	mg/l	---	---	---	---	---	---	1	DIS	---	---	---	---	---	---	0.088	---	---	---	---
Lead	mg/l	0.1	TRC	0.023678	DIS	0.01122	DIS	0.000437	DIS	0.015	TRC	---	---	0.015	TRC	0.000125 j	---	<0.003000	---	---
Magnesium	mg/l	---	---	---	---	---	---	---	---	---	---	---	---	---	---	---	---	1.48	---	---
Manganese	mg/l	---	---	---	---	---	---	---	---	130.667	---	---	---	130.667	---	0.0297	---	0.0324	---	---
Mercury	mg/l	0.01	TRC	0.005	DIS	0.0024	DIS	0.00001	DIS	0.28	TRC	---	---	0.28	TRC	---	<0.00020	---	---	AZ Aquatic and Wildlife - Warm Water Chronic*
Molybdenum	mg/l	---	---	---	---	---	---	---	---	---	---	---	---	---	---	<0.0080	---	---	---	---
Nickel	mg/l	---	---	1.09706	DIS	0.12353	DIS	0.01372	DIS	28	TRC	0.511	TRC	28	TRC	<0.00100	---	<0.01000	---	---
Potassium	mg/l	---	---	---	---	---	---	---	---	---	---	---	---	---	---	---	---	1.10	---	---

Station Name	RR 1.5 C
Sample ID	RESE-1002065
Sample Date	2/26/2009 9:30:00 AM
Basin	Devils Canyon Watershed
Sub-basin	Rancho Rio
QC Type	Original data

Surface Water Hydrochemical Data

MONTGOMERY & ASSOCIATES

Parameters and Constituents		Standards														Results				
Name	Units	AZ Agricultural Livestock Watering		AZ Aquatic and Wildlife - Ephemeral Acute		AZ Aquatic and Wildlife - Warm Water Acute		AZ Aquatic and Wildlife - Warm Water Chronic		AZ Full Body Contact		AZ Fish Consumption		AZ Partial Body Contact		Dissolved Results	Total Results	Total Recoverable Results	Field Results	Use Exceeded
		Standard	Fraction	Standard	Fraction	Standard	Fraction	Standard	Fraction	Standard	Fraction	Standard	Fraction	Standard	Fraction					
Metals																				
Selenium	mg/l	0.05	TRC	0.033	TRC	---	---	0.002	TRC	4.667	TRC	0.667	TRC	4.667	TRC	---	---	<0.00041	---	---
Silver	mg/l	---	---	0.000214	DIS	0.000214	DIS	---	---	4.667	TRC	8	TRC	4.667	TRC	<0.000100	---	<0.005000	---	---
Sodium	mg/l	---	---	---	---	---	---	---	---	---	---	---	---	---	---	---	---	5.03	---	---
Strontium	mg/l	---	---	---	---	---	---	---	---	---	---	---	---	---	---	0.0518	---	---	---	---
Thallium	mg/l	---	---	---	---	0.7	DIS	0.15	DIS	0.075	TRC	0.001	TRC	0.075	TRC	<0.00100	---	<0.00100	---	AZ Fish Consumption*
Zinc	mg/l	25	TRC	0.2928	DIS	0.0309	DIS	0.0309	DIS	280	TRC	5.106	TRC	280	TRC	<0.0100	---	<0.0100	---	---
Other																				
Dissolved Organic Carbon	mg/l	---	---	---	---	---	---	---	---	---	---	---	---	---	---	---	---	---	7.27	---
Stable Isotopes																				
Delta Deuterium	per mil	---	---	---	---	---	---	---	---	---	---	---	---	---	---	---	-51.0	---	---	---
Delta Oxygen-18	per mil	---	---	---	---	---	---	---	---	---	---	---	---	---	---	---	-7.70	---	---	---
Delta Oxygen-18 of Sulfate	per mil	---	---	---	---	---	---	---	---	---	---	---	---	---	---	---	6.5	---	---	---
Delta Sulfur-34	per mil	---	---	---	---	---	---	---	---	---	---	---	---	---	---	---	1.1	---	---	---

The hardness value used for calculation of hardness-dependent standards is the hardness of the sample itself, not the hardness of a receiving water.
* Detection limit exceeds standard
‡ For comparison only - no analysis exists

Station Name	RR 1.5 C
Sample ID	RESE-1002100
Sample Date	5/21/2009 10:30:00 AM
Basin	Devils Canyon Watershed
Sub-basin	Rancho Rio
QC Type	Original data

Surface Water Hydrochemical Data

MONTGOMERY & ASSOCIATES

Parameters and Constituents		Standards														Results				
Name	Units	AZ Agricultural Livestock Watering		AZ Aquatic and Wildlife - Ephemeral Acute		AZ Aquatic and Wildlife - Warm Water Acute		AZ Aquatic and Wildlife - Warm Water Chronic		AZ Full Body Contact		AZ Fish Consumption		AZ Partial Body Contact		Dissolved Results	Total Results	Total Recoverable Results	Field Results	Use Exceeded
		Standard	Fraction	Standard	Fraction	Standard	Fraction	Standard	Fraction	Standard	Fraction	Standard	Fraction	Standard	Fraction					
Field Parameters																				
Dissolved oxygen	mg/l	---	---	---	---	6	---	6	---	---	---	---	---	---	---	---	---	---	4.00	AZ Aquatic and Wildlife - Warm Water Acute† AZ Aquatic and Wildlife - Warm Water Chronic†
Flow Rate	gallons/minute	---	---	---	---	---	---	---	---	---	---	---	---	---	---	---	---	---	3.0 j	---
pH (Field)	s.u.	6.5 - 9	---	6.5 - 9	---	6.5 - 9	---	6.5 - 9	---	6.5 - 9	---	---	---	6.5 - 9	---	---	---	---	6.15	AZ Agricultural Livestock Watering AZ Aquatic and Wildlife - Ephemeral Acute AZ Aquatic and Wildlife - Warm Water Acute AZ Aquatic and Wildlife - Warm Water Chronic AZ Full Body Contact AZ Partial Body Contact
Specific Conductance (Field)	uS/cm	---	---	---	---	---	---	---	---	---	---	---	---	---	---	---	---	---	137.3	---
Temperature (Field)	Deg C	---	---	---	---	---	---	---	---	---	---	---	---	---	---	---	---	---	19.10	---
Turbidity (Field)	NTUs	---	---	---	---	---	---	---	---	---	---	---	---	---	---	---	---	---	3.24	---
Inorganics																				
Alkalinity (as CaCO3)	mg/l	---	---	---	---	---	---	---	---	---	---	---	---	---	---	---	32.8	---	---	---
Bicarbonate (Calculated by M&A)	mg/l	---	---	---	---	---	---	---	---	---	---	---	---	---	---	---	40.0	---	---	---
Bicarbonate Alkalinity (as CaCO3)	mg/l	---	---	---	---	---	---	---	---	---	---	---	---	---	---	---	32.8	---	---	---
Bromide	mg/l	---	---	---	---	---	---	---	---	---	---	---	---	---	---	---	<0.100	---	---	---
Carbonate (Calculated by M&A)	mg/l	---	---	---	---	---	---	---	---	---	---	---	---	---	---	---	--	---	---	---
Carbonate Alkalinity (as CaCO3)	mg/l	---	---	---	---	---	---	---	---	---	---	---	---	---	---	---	<1.0	---	---	---
Chloride	mg/l	---	---	---	---	---	---	---	---	---	---	---	---	---	---	---	5.80	---	---	---
Fluoride	mg/l	---	---	---	---	---	---	---	---	140	---	---	---	140	---	---	0.341	---	---	---
Hardness (as CaCO3)	mg/l	---	---	---	---	---	---	---	---	---	---	---	---	---	---	40.2	---	---	---	---
Silica	mg/l	---	---	---	---	---	---	---	---	---	---	---	---	---	---	33.1	---	---	---	---
Sulfate	mg/l	---	---	---	---	---	---	---	---	---	---	---	---	---	---	---	19.0	---	---	---
Lab Parameters																				
Total Dissolved Solids (Laboratory)	mg/l	---	---	---	---	---	---	---	---	---	---	---	---	---	---	---	106	---	---	---
Total Suspended Solids	mg/l	---	---	---	---	---	---	---	---	---	---	---	---	---	---	---	<5.0	---	---	---
Metals																				
Aluminum	mg/l	---	---	---	---	---	---	---	---	---	---	---	---	---	---	<0.080	---	---	---	---
Antimony	mg/l	---	---	---	---	0.088	DIS	0.03	DIS	0.747	TRC	0.64	TRC	0.747	TRC	<0.00300	---	<0.00300	---	---
Arsenic	mg/l	0.2	TRC	0.44	DIS	0.34	DIS	0.15	DIS	0.03	TRC	0.08	TRC	0.28	TRC	<0.025	---	<0.025	---	---
Barium	mg/l	---	---	---	---	---	---	---	---	98	TRC	---	---	98	TRC	---	---	0.0586	---	---
Beryllium	mg/l	---	---	---	---	---	---	---	---	1.867	TRC	0.084	TRC	1.867	TRC	<0.00200	---	<0.00200	---	---
Boron	mg/l	---	---	---	---	---	---	---	---	186.667	TRC	---	---	186.667	TRC	---	---	<0.040	---	---
Cadmium	mg/l	0.05	---	0.009395	DIS	0.003242	DIS	0.000298	DIS	0.7	TRC	0.084	TRC	0.7	TRC	<0.000024	---	<0.002000	---	---
Calcium	mg/l	---	---	---	---	---	---	---	---	---	---	---	---	---	---	---	---	11.30	---	---
Chromium	mg/l	1	---	---	---	---	---	---	---	---	---	---	---	---	---	---	---	<0.0060	---	---
Chromium, Hexavalent‡	mg/l	---	---	0.034	DIS	0.016	DIS	0.011	DIS	2.8	TRC	0.15	TRC	2.8	TRC	---	---	<0.0060	---	---
Chromium, Trivalent‡	mg/l	---	---	0.9063	TRC	0.2701	TRC	0.0351	TRC	1400	TRC	75	TRC	1400	TRC	---	---	<0.0060	---	---
Cobalt	mg/l	---	---	---	---	---	---	---	---	---	---	---	---	---	---	<0.0060	---	---	---	---
Copper	mg/l	0.5	TRC	0.00986	DIS	0.00569	DIS	0.00411	DIS	1.3	TRC	---	---	1.3	TRC	0.00212	---	<0.01000	---	---
Iron	mg/l	---	---	---	---	---	---	1	DIS	---	---	---	---	---	---	0.174	---	---	---	---
Lead	mg/l	0.1	TRC	0.049895	DIS	0.023642	DIS	0.000921	DIS	0.015	TRC	---	---	0.015	TRC	0.000055 j	---	<0.003000	---	---
Magnesium	mg/l	---	---	---	---	---	---	---	---	---	---	---	---	---	---	---	---	2.92	---	---
Manganese	mg/l	---	---	---	---	---	---	---	---	130.667	---	---	---	130.667	---	0.2020	---	0.1830	---	---
Mercury	mg/l	0.01	TRC	0.005	DIS	0.0024	DIS	0.00001	DIS	0.28	TRC	---	---	0.28	TRC	---	<0.00020	---	---	AZ Aquatic and Wildlife - Warm Water Chronic*

Station Name	RR 1.5 C
Sample ID	RESE-1002100
Sample Date	5/21/2009 10:30:00 AM
Basin	Devils Canyon Watershed
Sub-basin	Rancho Rio
QC Type	Original data

Surface Water Hydrochemical Data

MONTGOMERY & ASSOCIATES

Parameters and Constituents		Standards														Results				
Name	Units	AZ Agricultural Livestock Watering		AZ Aquatic and Wildlife - Ephemeral Acute		AZ Aquatic and Wildlife - Warm Water Acute		AZ Aquatic and Wildlife - Warm Water Chronic		AZ Full Body Contact		AZ Fish Consumption		AZ Partial Body Contact		Dissolved Results	Total Results	Total Recoverable Results	Field Results	Use Exceeded
		Standard	Fraction	Standard	Fraction	Standard	Fraction	Standard	Fraction	Standard	Fraction	Standard	Fraction	Standard	Fraction					
Metals																				
Molybdenum	mg/l	---	---	---	---	---	---	---	---	---	---	---	---	---	---	<0.0080	---	---	---	---
Nickel	mg/l	---	---	1.92351	DIS	0.21659	DIS	0.02406	DIS	28	TRC	0.511	TRC	28	TRC	0.00159	---	<0.01000	---	---
Potassium	mg/l	---	---	---	---	---	---	---	---	---	---	---	---	---	---	---	---	1.47	---	---
Selenium	mg/l	0.05	TRC	0.033	TRC	---	---	0.002	TRC	4.667	TRC	0.667	TRC	4.667	TRC	---	---	<0.00030	---	---
Silver	mg/l	---	---	0.000671	DIS	0.000671	DIS	---	---	4.667	TRC	8	TRC	4.667	TRC	<0.000100	---	<0.005000	---	---
Sodium	mg/l	---	---	---	---	---	---	---	---	---	---	---	---	---	---	---	---	6.62	---	---
Strontium	mg/l	---	---	---	---	---	---	---	---	---	---	---	---	---	---	0.0973	---	---	---	---
Thallium	mg/l	---	---	---	---	0.7	DIS	0.15	DIS	0.075	TRC	0.001	TRC	0.075	TRC	<0.00100	---	<0.00100	---	AZ Fish Consumption*
Zinc	mg/l	25	TRC	0.5138	DIS	0.0541	DIS	0.0541	DIS	280	TRC	5.106	TRC	280	TRC	<0.0100	---	<0.0100	---	---
Other																				
Dissolved Organic Carbon	mg/l	---	---	---	---	---	---	---	---	---	---	---	---	---	---	---	---	---	4.49	---
Mercury, Low Level	ng/l	---	---	---	---	---	---	---	---	---	---	---	---	---	---	0.86	---	---	---	---
Radiogenic Isotopes																				
Tritium	TU	---	---	---	---	---	---	---	---	---	---	---	---	---	---	---	4.00	---	---	---
Stable Isotopes																				
Delta Deuterium	per mil	---	---	---	---	---	---	---	---	---	---	---	---	---	---	---	-58.0	---	---	---
Delta Oxygen-18	per mil	---	---	---	---	---	---	---	---	---	---	---	---	---	---	---	-8.40	---	---	---
Delta Oxygen-18 of Sulfate	per mil	---	---	---	---	---	---	---	---	---	---	---	---	---	---	---	7.6	---	---	---
Delta Sulfur-34	per mil	---	---	---	---	---	---	---	---	---	---	---	---	---	---	---	3.2	---	---	---

The hardness value used for calculation of hardness-dependent standards is the hardness of the sample itself, not the hardness of a receiving water.
* Detection limit exceeds standard
† Exceedance is considered less than regulatory limit
‡ For comparison only - no analysis exists

Station Name	RR 1.5 C
Sample ID	RESE-1002101
Sample Date	5/21/2009 11:00:00 AM
Basin	Devils Canyon Watershed
Sub-basin	Rancho Rio
QC Type	Field duplicates

Surface Water Hydrochemical Data

MONTGOMERY & ASSOCIATES

Parameters and Constituents		Standards														Results				
Name	Units	AZ Agricultural Livestock Watering		AZ Aquatic and Wildlife - Ephemeral Acute		AZ Aquatic and Wildlife - Warm Water Acute		AZ Aquatic and Wildlife - Warm Water Chronic		AZ Full Body Contact		AZ Fish Consumption		AZ Partial Body Contact		Dissolved Results	Total Results	Total Recoverable Results	Field Results	Use Exceeded
		Standard	Fraction	Standard	Fraction	Standard	Fraction	Standard	Fraction	Standard	Fraction	Standard	Fraction	Standard	Fraction					
Field Parameters																				
Flow Rate	gallons/minute	---	---	---	---	---	---	---	---	---	---	---	---	---	---	---	---	---	3.0 j	---
Inorganics																				
Alkalinity (as CaCO3)	mg/l	---	---	---	---	---	---	---	---	---	---	---	---	---	---	---	32.7	---	---	---
Bicarbonate (Calculated by M&A)	mg/l	---	---	---	---	---	---	---	---	---	---	---	---	---	---	---	39.9	---	---	---
Bicarbonate Alkalinity (as CaCO3)	mg/l	---	---	---	---	---	---	---	---	---	---	---	---	---	---	---	32.7	---	---	---
Bromide	mg/l	---	---	---	---	---	---	---	---	---	---	---	---	---	---	---	<0.100	---	---	---
Carbonate (Calculated by M&A)	mg/l	---	---	---	---	---	---	---	---	---	---	---	---	---	---	---	--	---	---	---
Carbonate Alkalinity (as CaCO3)	mg/l	---	---	---	---	---	---	---	---	---	---	---	---	---	---	---	<1.0	---	---	---
Chloride	mg/l	---	---	---	---	---	---	---	---	---	---	---	---	---	---	---	5.15	---	---	---
Fluoride	mg/l	---	---	---	---	---	---	---	---	140	---	---	---	140	---	---	0.279	---	---	---
Hardness (as CaCO3)	mg/l	---	---	---	---	---	---	---	---	---	---	---	---	---	---	41.4	---	---	---	---
Silica	mg/l	---	---	---	---	---	---	---	---	---	---	---	---	---	---	32.3	---	---	---	---
Sulfate	mg/l	---	---	---	---	---	---	---	---	---	---	---	---	---	---	---	19.1	---	---	---
Lab Parameters																				
Total Dissolved Solids (Laboratory)	mg/l	---	---	---	---	---	---	---	---	---	---	---	---	---	---	---	104	---	---	---
Total Suspended Solids	mg/l	---	---	---	---	---	---	---	---	---	---	---	---	---	---	---	9.0	---	---	---
Metals																				
Aluminum	mg/l	---	---	---	---	---	---	---	---	---	---	---	---	---	---	<0.080	---	---	---	---
Antimony	mg/l	---	---	---	---	0.088	DIS	0.03	DIS	0.747	TRC	0.64	TRC	0.747	TRC	<0.00300	---	<0.00300	---	---
Arsenic	mg/l	0.2	TRC	0.44	DIS	0.34	DIS	0.15	DIS	0.03	TRC	0.08	TRC	0.28	TRC	<0.025	---	<0.025	---	---
Barium	mg/l	---	---	---	---	---	---	---	---	98	TRC	---	---	98	TRC	---	---	0.0602	---	---
Beryllium	mg/l	---	---	---	---	---	---	---	---	1.867	TRC	0.084	TRC	1.867	TRC	<0.00200	---	<0.00200	---	---
Boron	mg/l	---	---	---	---	---	---	---	---	186.667	TRC	---	---	186.667	TRC	---	---	<0.040	---	---
Cadmium	mg/l	0.05	---	0.009668	DIS	0.003336	DIS	0.000304	DIS	0.7	TRC	0.084	TRC	0.7	TRC	<0.000024	---	<0.002000	---	---
Calcium	mg/l	---	---	---	---	---	---	---	---	---	---	---	---	---	---	---	---	11.60	---	---
Chromium	mg/l	1	---	---	---	---	---	---	---	---	---	---	---	---	---	---	---	<0.0060	---	---
Chromium, Hexavalent‡	mg/l	---	---	0.034	DIS	0.016	DIS	0.011	DIS	2.8	TRC	0.15	TRC	2.8	TRC	---	---	<0.0060	---	---
Chromium, Trivalent‡	mg/l	---	---	0.9284	TRC	0.2767	TRC	0.036	TRC	1400	TRC	75	TRC	1400	TRC	---	---	<0.0060	---	---
Cobalt	mg/l	---	---	---	---	---	---	---	---	---	---	---	---	---	---	<0.0060	---	---	---	---
Copper	mg/l	0.5	TRC	0.01013	DIS	0.00585	DIS	0.00422	DIS	1.3	TRC	---	---	1.3	TRC	0.00199	---	<0.01000	---	---
Iron	mg/l	---	---	---	---	---	---	1	DIS	---	---	---	---	---	---	0.189	---	---	---	---
Lead	mg/l	0.1	TRC	0.051558	DIS	0.02443	DIS	0.000952	DIS	0.015	TRC	---	---	0.015	TRC	<0.000053	---	<0.003000	---	---
Magnesium	mg/l	---	---	---	---	---	---	---	---	---	---	---	---	---	---	---	---	3.03	---	---
Manganese	mg/l	---	---	---	---	---	---	---	---	130.667	---	---	---	130.667	---	0.2070	---	0.1870	---	---
Mercury	mg/l	0.01	TRC	0.005	DIS	0.0024	DIS	0.00001	DIS	0.28	TRC	---	---	0.28	TRC	---	<0.00020	---	---	AZ Aquatic and Wildlife - Warm Water Chronic*
Molybdenum	mg/l	---	---	---	---	---	---	---	---	---	---	---	---	---	---	<0.0080	---	---	---	---
Nickel	mg/l	---	---	1.97198	DIS	0.22205	DIS	0.02466	DIS	28	TRC	0.511	TRC	28	TRC	0.00270	---	<0.01000	---	---
Potassium	mg/l	---	---	---	---	---	---	---	---	---	---	---	---	---	---	---	---	1.52	---	---
Selenium	mg/l	0.05	TRC	0.033	TRC	---	---	0.002	TRC	4.667	TRC	0.667	TRC	4.667	TRC	---	---	<0.00030	---	---
Silver	mg/l	---	---	0.000706	DIS	0.000706	DIS	---	---	4.667	TRC	8	TRC	4.667	TRC	<0.000100	---	<0.005000	---	---
Sodium	mg/l	---	---	---	---	---	---	---	---	---	---	---	---	---	---	---	---	6.88	---	---
Strontium	mg/l	---	---	---	---	---	---	---	---	---	---	---	---	---	---	0.0955	---	---	---	---
Thallium	mg/l	---	---	---	---	0.7	DIS	0.15	DIS	0.075	TRC	0.001	TRC	0.075	TRC	<0.00100	---	<0.00100	---	AZ Fish Consumption*
Zinc	mg/l	25	TRC	0.5267	DIS	0.0555	DIS	0.0555	DIS	280	TRC	5.106	TRC	280	TRC	<0.0100	---	<0.0100	---	---
Other																				
Dissolved Organic Carbon	mg/l	---	---	---	---	---	---	---	---	---	---	---	---	---	---	---	---	---	13.20	---

Station Name	RR 1.5 C
Sample ID	RESE-1002101
Sample Date	5/21/2009 11:00:00 AM
Basin	Devils Canyon Watershed
Sub-basin	Rancho Rio
QC Type	Field duplicates

Surface Water Hydrochemical Data

MONTGOMERY & ASSOCIATES

Parameters and Constituents		Standards														Results				
Name	Units	AZ Agricultural Livestock Watering		AZ Aquatic and Wildlife - Ephemeral Acute		AZ Aquatic and Wildlife - Warm Water Acute		AZ Aquatic and Wildlife - Warm Water Chronic		AZ Full Body Contact		AZ Fish Consumption		AZ Partial Body Contact		Dissolved Results	Total Results	Total Recoverable Results	Field Results	Use Exceeded
		Standard	Fraction	Standard	Fraction	Standard	Fraction	Standard	Fraction	Standard	Fraction	Standard	Fraction	Standard	Fraction					
Other																				
Mercury, Low Level	ng/l	---	---	---	---	---	---	---	---	---	---	---	---	---	---	0.84	---	---	---	---
Radiogenic Isotopes																				
Tritium	TU	---	---	---	---	---	---	---	---	---	---	---	---	---	---	---	4.10	---	---	---
Stable Isotopes																				
Delta Deuterium	per mil	---	---	---	---	---	---	---	---	---	---	---	---	---	---	---	-58.0	---	---	---
Delta Oxygen-18	per mil	---	---	---	---	---	---	---	---	---	---	---	---	---	---	---	-8.30	---	---	---
Delta Oxygen-18 of Sulfate	per mil	---	---	---	---	---	---	---	---	---	---	---	---	---	---	---	7.6	---	---	---
Delta Sulfur-34	per mil	---	---	---	---	---	---	---	---	---	---	---	---	---	---	---	3.1	---	---	---

The hardness value used for calculation of hardness-dependent standards is the hardness of the sample itself, not the hardness of a receiving water.
* Detection limit exceeds standard
‡ For comparison only - no analysis exists

Station Name	RR 1.5 C
Sample ID	RESE-1002128
Sample Date	2/18/2010 2:00:00 PM
Basin	Devils Canyon Watershed
Sub-basin	Rancho Rio
QC Type	Original data

Surface Water Hydrochemical Data

MONTGOMERY & ASSOCIATES

Parameters and Constituents		Standards														Results				
Name	Units	AZ Agricultural Livestock Watering		AZ Aquatic and Wildlife - Ephemeral Acute		AZ Aquatic and Wildlife - Warm Water Acute		AZ Aquatic and Wildlife - Warm Water Chronic		AZ Full Body Contact		AZ Fish Consumption		AZ Partial Body Contact		Dissolved Results	Total Results	Total Recoverable Results	Field Results	Use Exceeded
		Standard	Fraction	Standard	Fraction	Standard	Fraction	Standard	Fraction	Standard	Fraction	Standard	Fraction	Standard	Fraction					
Field Parameters																				
Dissolved oxygen	mg/l	---	---	---	---	6	---	6	---	---	---	---	---	---	---	---	---	---	12.56	---
Flow Rate	gallons/minute	---	---	---	---	---	---	---	---	---	---	---	---	---	---	---	---	---	8.5 j	---
pH (Field)	s.u.	6.5 - 9	---	6.5 - 9	---	6.5 - 9	---	6.5 - 9	---	6.5 - 9	---	---	---	6.5 - 9	---	---	---	---	6.89	---
Specific Conductance (Field)	uS/cm	---	---	---	---	---	---	---	---	---	---	---	---	---	---	---	---	---	88.6	---
Temperature (Field)	Deg C	---	---	---	---	---	---	---	---	---	---	---	---	---	---	---	---	---	15.40	---
Turbidity (Field)	NTUs	---	---	---	---	---	---	---	---	---	---	---	---	---	---	---	---	---	2.29	---
Inorganics																				
Alkalinity (as CaCO3)	mg/l	---	---	---	---	---	---	---	---	---	---	---	---	---	---	---	13.8	---	---	---
Bicarbonate (Calculated by M&A)	mg/l	---	---	---	---	---	---	---	---	---	---	---	---	---	---	---	16.8	---	---	---
Bicarbonate Alkalinity (as CaCO3)	mg/l	---	---	---	---	---	---	---	---	---	---	---	---	---	---	---	13.8	---	---	---
Bromide	mg/l	---	---	---	---	---	---	---	---	---	---	---	---	---	---	---	<0.100	---	---	---
Carbonate (Calculated by M&A)	mg/l	---	---	---	---	---	---	---	---	---	---	---	---	---	---	---	--	---	---	---
Carbonate Alkalinity (as CaCO3)	mg/l	---	---	---	---	---	---	---	---	---	---	---	---	---	---	---	<1.0	---	---	---
Chloride	mg/l	---	---	---	---	---	---	---	---	---	---	---	---	---	---	---	4.40	---	---	---
Fluoride	mg/l	---	---	---	---	---	---	---	---	140	---	---	---	140	---	---	<0.100	---	---	---
Hardness (as CaCO3)	mg/l	---	---	---	---	---	---	---	---	---	---	---	---	---	---	---	---	34.7	---	---
Silica	mg/l	---	---	---	---	---	---	---	---	---	---	---	---	---	---	26.0	---	---	---	---
Sulfate	mg/l	---	---	---	---	---	---	---	---	---	---	---	---	---	---	---	20.5	---	---	---
Lab Parameters																				
Total Dissolved Solids (Laboratory)	mg/l	---	---	---	---	---	---	---	---	---	---	---	---	---	---	---	66	---	---	---
Total Suspended Solids	mg/l	---	---	---	---	---	---	---	---	---	---	---	---	---	---	---	<5.0	---	---	---
Metals																				
Aluminum	mg/l	---	---	---	---	---	---	---	---	---	---	---	---	---	---	0.088	---	---	---	---
Antimony	mg/l	---	---	---	---	0.088	DIS	0.03	DIS	0.747	TRC	0.64	TRC	0.747	TRC	<0.00300	---	<0.00300	---	---
Arsenic	mg/l	0.2	TRC	0.44	DIS	0.34	DIS	0.15	DIS	0.03	TRC	0.08	TRC	0.28	TRC	<0.025	---	<0.025	---	---
Barium	mg/l	---	---	---	---	---	---	---	---	98	TRC	---	---	98	TRC	0.0405	---	---	---	---
Beryllium	mg/l	---	---	---	---	---	---	---	---	1.867	TRC	0.084	TRC	1.867	TRC	---	---	<0.00200	---	---
Boron	mg/l	---	---	---	---	---	---	---	---	186.667	TRC	---	---	186.667	TRC	---	---	<0.040	---	---
Cadmium	mg/l	0.05	---	0.00814	DIS	0.002809	DIS	0.000269	DIS	0.7	TRC	0.084	TRC	0.7	TRC	<0.000024	---	<0.002000	---	---
Calcium	mg/l	---	---	---	---	---	---	---	---	---	---	---	---	---	---	---	---	9.78	---	---
Chromium	mg/l	1	---	---	---	---	---	---	---	---	---	---	---	---	---	---	---	<0.0060	---	---
Chromium, Hexavalent‡	mg/l	---	---	0.034	DIS	0.016	DIS	0.011	DIS	2.8	TRC	0.15	TRC	2.8	TRC	---	---	<0.0060	---	---
Chromium, Trivalent‡	mg/l	---	---	0.8034	TRC	0.2395	TRC	0.0311	TRC	1400	TRC	75	TRC	1400	TRC	---	---	<0.0060	---	---
Cobalt	mg/l	---	---	---	---	---	---	---	---	---	---	---	---	---	---	<0.0060	---	---	---	---
Copper	mg/l	0.5	TRC	0.00858	DIS	0.00496	DIS	0.00363	DIS	1.3	TRC	---	---	1.3	TRC	0.00665	---	<0.01000	---	AZ Aquatic and Wildlife - Warm Water Acute AZ Aquatic and Wildlife - Warm Water Chronic
Iron	mg/l	---	---	---	---	---	---	1	DIS	---	---	---	---	---	---	<0.060	---	---	---	---
Lead	mg/l	0.1	TRC	0.042333	DIS	0.020059	DIS	0.000782	DIS	0.015	TRC	---	---	0.015	TRC	0.000053 j	---	<0.003000	---	---
Magnesium	mg/l	---	---	---	---	---	---	---	---	---	---	---	---	---	---	---	---	2.50	---	---
Manganese	mg/l	---	---	---	---	---	---	---	---	130.667	---	---	---	130.667	---	0.0074	---	0.0068	---	---
Mercury	mg/l	0.01	TRC	0.005	DIS	0.0024	DIS	0.00001	DIS	0.28	TRC	---	---	0.28	TRC	---	<0.00020	---	---	AZ Aquatic and Wildlife - Warm Water Chronic*
Molybdenum	mg/l	---	---	---	---	---	---	---	---	---	---	---	---	---	---	<0.0080	---	---	---	---
Nickel	mg/l	---	---	1.6984	DIS	0.19124	DIS	0.02124	DIS	28	TRC	0.511	TRC	28	TRC	<0.00100	---	<0.01000	---	---
Potassium	mg/l	---	---	---	---	---	---	---	---	---	---	---	---	---	---	---	---	1.56	---	---
Selenium	mg/l	0.05	TRC	0.033	TRC	---	---	0.002	TRC	4.667	TRC	0.667	TRC	4.667	TRC	---	---	<0.00030	---	---

Station Name	RR 1.5 C
Sample ID	RESE-1002128
Sample Date	2/18/2010 2:00:00 PM
Basin	Devils Canyon Watershed
Sub-basin	Rancho Rio
QC Type	Original data

Surface Water Hydrochemical Data

MONTGOMERY & ASSOCIATES

Parameters and Constituents		Standards														Results				
Name	Units	AZ Agricultural Livestock Watering		AZ Aquatic and Wildlife - Ephemeral Acute		AZ Aquatic and Wildlife - Warm Water Acute		AZ Aquatic and Wildlife - Warm Water Chronic		AZ Full Body Contact		AZ Fish Consumption		AZ Partial Body Contact		Dissolved Results	Total Results	Total Recoverable Results	Field Results	Use Exceeded
		Standard	Fraction	Standard	Fraction	Standard	Fraction	Standard	Fraction	Standard	Fraction	Standard	Fraction	Standard	Fraction					
Metals																				
Silver	mg/l	---	---	0.000521	DIS	0.000521	DIS	---	---	4.667	TRC	8	TRC	4.667	TRC	<0.000100	---	<0.005000	---	---
Sodium	mg/l	---	---	---	---	---	---	---	---	---	---	---	---	---	---	---	---	6.70	---	---
Strontium	mg/l	---	---	---	---	---	---	---	---	---	---	---	---	---	---	0.0657	---	---	---	---
Thallium	mg/l	---	---	---	---	0.7	DIS	0.15	DIS	0.075	TRC	0.001	TRC	0.075	TRC	<0.00100	---	<0.00100	---	AZ Fish Consumption*
Zinc	mg/l	25	TRC	0.4536	DIS	0.0478	DIS	0.0478	DIS	280	TRC	5.106	TRC	280	TRC	0.0377	---	<0.0100	---	---
Other																				
Dissolved Organic Carbon	mg/l	---	---	---	---	---	---	---	---	---	---	---	---	---	---	5.72	---	---	---	---

The hardness value used for calculation of hardness-dependent standards is the hardness of the sample itself, not the hardness of a receiving water.
* Detection limit exceeds standard
‡ For comparison only - no analysis exists

Station Name	RR 1.5 C
Sample ID	RESE-1002143
Sample Date	11/2/2010 5:00:00 PM
Basin	Devils Canyon Watershed
Sub-basin	Rancho Rio
QC Type	Original data

Surface Water Hydrochemical Data

MONTGOMERY & ASSOCIATES

Parameters and Constituents		Standards														Results				
Name	Units	AZ Agricultural Livestock Watering		AZ Aquatic and Wildlife - Ephemeral Acute		AZ Aquatic and Wildlife - Warm Water Acute		AZ Aquatic and Wildlife - Warm Water Chronic		AZ Full Body Contact		AZ Fish Consumption		AZ Partial Body Contact		Dissolved Results	Total Results	Total Recoverable Results	Field Results	Use Exceeded
		Standard	Fraction	Standard	Fraction	Standard	Fraction	Standard	Fraction	Standard	Fraction	Standard	Fraction	Standard	Fraction					
Field Parameters																				
Dissolved oxygen	mg/l	---	---	---	---	6	---	6	---	---	---	---	---	---	---	---	---	---	9.95	---
Flow Rate	gallons/minute	---	---	---	---	---	---	---	---	---	---	---	---	---	---	---	---	---	0.0	---
pH (Field)	s.u.	6.5 - 9	---	6.5 - 9	---	6.5 - 9	---	6.5 - 9	---	6.5 - 9	---	---	---	6.5 - 9	---	---	---	---	7.62	---
Specific Conductance (Field)	uS/cm	---	---	---	---	---	---	---	---	---	---	---	---	---	---	---	---	---	115.4	---
Temperature (Field)	Deg C	---	---	---	---	---	---	---	---	---	---	---	---	---	---	---	---	---	17.10	---
Turbidity (Field)	NTUs	---	---	---	---	---	---	---	---	---	---	---	---	---	---	---	---	---	8.05	---
Inorganics																				
Alkalinity (as CaCO3)	mg/l	---	---	---	---	---	---	---	---	---	---	---	---	---	---	---	31.9	---	---	---
Bicarbonate (Calculated by M&A)	mg/l	---	---	---	---	---	---	---	---	---	---	---	---	---	---	---	38.9	---	---	---
Bicarbonate Alkalinity (as CaCO3)	mg/l	---	---	---	---	---	---	---	---	---	---	---	---	---	---	---	31.9	---	---	---
Bromide	mg/l	---	---	---	---	---	---	---	---	---	---	---	---	---	---	---	<0.100	---	---	---
Carbonate (Calculated by M&A)	mg/l	---	---	---	---	---	---	---	---	---	---	---	---	---	---	---	--	---	---	---
Carbonate Alkalinity (as CaCO3)	mg/l	---	---	---	---	---	---	---	---	---	---	---	---	---	---	---	<1.0	---	---	---
Chloride	mg/l	---	---	---	---	---	---	---	---	---	---	---	---	---	---	---	5.43	---	---	---
Fluoride	mg/l	---	---	---	---	---	---	---	---	140	---	---	---	140	---	---	0.102	---	---	---
Hardness (as CaCO3)	mg/l	---	---	---	---	---	---	---	---	---	---	---	---	---	---	---	---	37.7	---	---
Silica	mg/l	---	---	---	---	---	---	---	---	---	---	---	---	---	---	27.7	---	---	---	---
Sulfate	mg/l	---	---	---	---	---	---	---	---	---	---	---	---	---	---	---	19.6	---	---	---
Lab Parameters																				
Total Dissolved Solids (Laboratory)	mg/l	---	---	---	---	---	---	---	---	---	---	---	---	---	---	---	85	---	---	---
Total Suspended Solids	mg/l	---	---	---	---	---	---	---	---	---	---	---	---	---	---	---	<5.0	---	---	---
Metals																				
Aluminum	mg/l	---	---	---	---	---	---	---	---	---	---	---	---	---	---	<0.080	---	---	---	---
Antimony	mg/l	---	---	---	---	0.088	DIS	0.03	DIS	0.747	TRC	0.64	TRC	0.747	TRC	<0.00300	---	<0.00300	---	---
Arsenic	mg/l	0.2	TRC	0.44	DIS	0.34	DIS	0.15	DIS	0.03	TRC	0.08	TRC	0.28	TRC	<0.025	---	<0.025	---	---
Barium	mg/l	---	---	---	---	---	---	---	---	98	TRC	---	---	98	TRC	0.0407	---	---	---	---
Beryllium	mg/l	---	---	---	---	---	---	---	---	1.867	TRC	0.084	TRC	1.867	TRC	---	---	<0.00200	---	---
Boron	mg/l	---	---	---	---	---	---	---	---	186.667	TRC	---	---	186.667	TRC	---	---	<0.040	---	---
Cadmium	mg/l	0.05	---	0.008825	DIS	0.003045	DIS	0.000285	DIS	0.7	TRC	0.084	TRC	0.7	TRC	<0.000024	---	<0.002000	---	---
Calcium	mg/l	---	---	---	---	---	---	---	---	---	---	---	---	---	---	---	---	10.60	---	---
Chromium	mg/l	1	---	---	---	---	---	---	---	---	---	---	---	---	---	---	---	<0.0060	---	---
Chromium, Hexavalent‡	mg/l	---	---	0.034	DIS	0.016	DIS	0.011	DIS	2.8	TRC	0.15	TRC	2.8	TRC	---	---	<0.0060	---	---
Chromium, Trivalent‡	mg/l	---	---	0.8599	TRC	0.2563	TRC	0.0333	TRC	1400	TRC	75	TRC	1400	TRC	---	---	<0.0060	---	---
Cobalt	mg/l	---	---	---	---	---	---	---	---	---	---	---	---	---	---	<0.0060	---	---	---	---
Copper	mg/l	0.5	TRC	0.00928	DIS	0.00536	DIS	0.00389	DIS	1.3	TRC	---	---	1.3	TRC	0.00840	---	<0.01000	---	AZ Aquatic and Wildlife - Warm Water Acute AZ Aquatic and Wildlife - Warm Water Chronic
Iron	mg/l	---	---	---	---	---	---	1	DIS	---	---	---	---	---	---	0.274	---	---	---	---
Lead	mg/l	0.1	TRC	0.046445	DIS	0.022007	DIS	0.000858	DIS	0.015	TRC	---	---	0.015	TRC	0.000386 j	---	<0.003000	---	---
Magnesium	mg/l	---	---	---	---	---	---	---	---	---	---	---	---	---	---	---	---	2.73	---	---
Manganese	mg/l	---	---	---	---	---	---	---	---	130.667	---	---	---	130.667	---	0.0178	---	0.0252	---	---
Mercury	mg/l	0.01	TRC	0.005	DIS	0.0024	DIS	0.00001	DIS	0.28	TRC	---	---	0.28	TRC	---	<0.00020	---	---	AZ Aquatic and Wildlife - Warm Water Chronic*
Molybdenum	mg/l	---	---	---	---	---	---	---	---	---	---	---	---	---	---	<0.0080	---	---	---	---
Nickel	mg/l	---	---	1.82182	DIS	0.20514	DIS	0.02278	DIS	28	TRC	0.511	TRC	28	TRC	<0.00100	---	<0.01000	---	---
Potassium	mg/l	---	---	---	---	---	---	---	---	---	---	---	---	---	---	---	---	1.91	---	---
Selenium	mg/l	0.05	TRC	0.033	TRC	---	---	0.002	TRC	4.667	TRC	0.667	TRC	4.667	TRC	---	---	0.00056 jd	---	---

Station Name	RR 1.5 C
Sample ID	RESE-1002143
Sample Date	11/2/2010 5:00:00 PM
Basin	Devils Canyon Watershed
Sub-basin	Rancho Rio
QC Type	Original data

Surface Water Hydrochemical Data

MONTGOMERY & ASSOCIATES

Parameters and Constituents		Standards														Results				
Name	Units	AZ Agricultural Livestock Watering		AZ Aquatic and Wildlife - Ephemeral Acute		AZ Aquatic and Wildlife - Warm Water Acute		AZ Aquatic and Wildlife - Warm Water Chronic		AZ Full Body Contact		AZ Fish Consumption		AZ Partial Body Contact		Dissolved Results	Total Results	Total Recoverable Results	Field Results	Use Exceeded
		Standard	Fraction	Standard	Fraction	Standard	Fraction	Standard	Fraction	Standard	Fraction	Standard	Fraction	Standard	Fraction					
Metals																				
Silver	mg/l	---	---	0.000601	DIS	0.000601	DIS	---	---	4.667	TRC	8	TRC	4.667	TRC	<0.000100	---	<0.005000	---	---
Sodium	mg/l	---	---	---	---	---	---	---	---	---	---	---	---	---	---	---	---	8.18	---	---
Strontium	mg/l	---	---	---	---	---	---	---	---	---	---	---	---	---	---	0.0793	---	---	---	---
Thallium	mg/l	---	---	---	---	0.7	DIS	0.15	DIS	0.075	TRC	0.001	TRC	0.075	TRC	<0.00100	---	<0.00100	---	AZ Fish Consumption*
Zinc	mg/l	25	TRC	0.4866	DIS	0.0513	DIS	0.0513	DIS	280	TRC	5.106	TRC	280	TRC	<0.0100	---	<0.0100	---	---
Other																				
Dissolved Organic Carbon	mg/l	---	---	---	---	---	---	---	---	---	---	---	---	---	---	6.92	---	---	---	---

The hardness value used for calculation of hardness-dependent standards is the hardness of the sample itself, not the hardness of a receiving water.
* Detection limit exceeds standard
‡ For comparison only - no analysis exists

Station Name	RR 1.5 C
Sample ID	RESE-1002202
Sample Date	12/9/2011 8:30:00 AM
Basin	Devils Canyon Watershed
Sub-basin	Rancho Rio
QC Type	Original data

Surface Water Hydrochemical Data

MONTGOMERY & ASSOCIATES

Parameters and Constituents		Standards														Results				
Name	Units	AZ Agricultural Livestock Watering		AZ Aquatic and Wildlife - Ephemeral Acute		AZ Aquatic and Wildlife - Warm Water Acute		AZ Aquatic and Wildlife - Warm Water Chronic		AZ Full Body Contact		AZ Fish Consumption		AZ Partial Body Contact		Dissolved Results	Total Results	Total Recoverable Results	Field Results	Use Exceeded
		Standard	Fraction	Standard	Fraction	Standard	Fraction	Standard	Fraction	Standard	Fraction	Standard	Fraction	Standard	Fraction					
Field Parameters																				
Dissolved oxygen	mg/l	---	---	---	---	6	---	6	---	---	---	---	---	---	---	---	---	---	7.39	---
Flow Rate	gallons/minute	---	---	---	---	---	---	---	---	---	---	---	---	---	---	---	---	---	2.5 j	---
pH (Field)	s.u.	6.5 - 9	---	6.5 - 9	---	6.5 - 9	---	6.5 - 9	---	6.5 - 9	---	---	---	6.5 - 9	---	---	---	---	6.99	---
Specific Conductance (Field)	uS/cm	---	---	---	---	---	---	---	---	---	---	---	---	---	---	---	---	---	102.9	---
Temperature (Field)	Deg C	---	---	---	---	---	---	---	---	---	---	---	---	---	---	---	---	---	4.80	---
Turbidity (Field)	NTUs	---	---	---	---	---	---	---	---	---	---	---	---	---	---	---	---	---	5.89	---
Inorganics																				
Alkalinity (as CaCO3)	mg/l	---	---	---	---	---	---	---	---	---	---	---	---	---	---	---	18.6	---	---	---
Bicarbonate (Calculated by M&A)	mg/l	---	---	---	---	---	---	---	---	---	---	---	---	---	---	---	22.7	---	---	---
Bicarbonate Alkalinity (as CaCO3)	mg/l	---	---	---	---	---	---	---	---	---	---	---	---	---	---	---	18.6	---	---	---
Bromide	mg/l	---	---	---	---	---	---	---	---	---	---	---	---	---	---	---	<0.100	---	---	---
Carbonate (Calculated by M&A)	mg/l	---	---	---	---	---	---	---	---	---	---	---	---	---	---	---	--	---	---	---
Carbonate Alkalinity (as CaCO3)	mg/l	---	---	---	---	---	---	---	---	---	---	---	---	---	---	---	<1.0	---	---	---
Chloride	mg/l	---	---	---	---	---	---	---	---	---	---	---	---	---	---	---	5.06	---	---	---
Fluoride	mg/l	---	---	---	---	---	---	---	---	140	---	---	---	140	---	---	0.100	---	---	---
Hardness (as CaCO3)	mg/l	---	---	---	---	---	---	---	---	---	---	---	---	---	---	---	---	23.9	---	---
Silica	mg/l	---	---	---	---	---	---	---	---	---	---	---	---	---	---	19.3	---	---	---	---
Sulfate	mg/l	---	---	---	---	---	---	---	---	---	---	---	---	---	---	---	22.6	---	---	---
Lab Parameters																				
Total Dissolved Solids (Laboratory)	mg/l	---	---	---	---	---	---	---	---	---	---	---	---	---	---	---	89	---	---	---
Total Suspended Solids	mg/l	---	---	---	---	---	---	---	---	---	---	---	---	---	---	---	<5.0	---	---	---
Metals																				
Aluminum	mg/l	---	---	---	---	---	---	---	---	---	---	---	---	---	---	<0.080	---	---	---	---
Antimony	mg/l	---	---	---	---	0.088	DIS	0.03	DIS	0.747	TRC	0.64	TRC	0.747	TRC	<0.00300	---	<0.00300	---	---
Arsenic	mg/l	0.2	TRC	0.44	DIS	0.34	DIS	0.15	DIS	0.03	TRC	0.08	TRC	0.28	TRC	<0.025	---	<0.025	---	---
Barium	mg/l	---	---	---	---	---	---	---	---	98	TRC	---	---	98	TRC	---	---	0.0335	---	---
Beryllium	mg/l	---	---	---	---	---	---	---	---	1.867	TRC	0.084	TRC	1.867	TRC	---	---	<0.00200	---	---
Boron	mg/l	---	---	---	---	---	---	---	---	186.667	TRC	---	---	186.667	TRC	---	---	<0.040	---	---
Cadmium	mg/l	0.05	---	0.00566	DIS	0.001953	DIS	0.000207	DIS	0.7	TRC	0.084	TRC	0.7	TRC	<0.000026	---	<0.002000	---	---
Calcium	mg/l	---	---	---	---	---	---	---	---	---	---	---	---	---	---	---	---	6.80	---	---
Chromium	mg/l	1	---	---	---	---	---	---	---	---	---	---	---	---	---	---	---	<0.0060	---	---
Chromium, Hexavalent‡	mg/l	---	---	0.034	DIS	0.016	DIS	0.011	DIS	2.8	TRC	0.15	TRC	2.8	TRC	---	---	<0.0060	---	---
Chromium, Trivalent‡	mg/l	---	---	0.592	TRC	0.1764	TRC	0.023	TRC	1400	TRC	75	TRC	1400	TRC	---	---	<0.0060	---	---
Cobalt	mg/l	---	---	---	---	---	---	---	---	---	---	---	---	---	---	<0.0060	---	---	---	---
Copper	mg/l	0.5	TRC	0.00604	DIS	0.00349	DIS	0.00264	DIS	1.3	TRC	---	---	1.3	TRC	0.00776	---	<0.01000	---	AZ Aquatic and Wildlife - Ephemeral Acute AZ Aquatic and Wildlife - Warm Water Acute AZ Aquatic and Wildlife - Warm Water Chronic
Iron	mg/l	---	---	---	---	---	---	1	DIS	---	---	---	---	---	---	<0.060	---	---	---	---
Lead	mg/l	0.1	TRC	0.027849	DIS	0.013196	DIS	0.000514	DIS	0.015	TRC	---	---	0.015	TRC	<0.000042	---	<0.003000	---	---
Magnesium	mg/l	---	---	---	---	---	---	---	---	---	---	---	---	---	---	---	---	1.69	---	---
Manganese	mg/l	---	---	---	---	---	---	---	---	130.667	---	---	---	130.667	---	0.0082	---	0.0082	---	---
Mercury	mg/l	0.01	TRC	0.005	DIS	0.0024	DIS	0.00001	DIS	0.28	TRC	---	---	0.28	TRC	---	<0.00020	---	---	AZ Aquatic and Wildlife - Warm Water Chronic*
Molybdenum	mg/l	---	---	---	---	---	---	---	---	---	---	---	---	---	---	<0.0080	---	---	---	---
Nickel	mg/l	---	---	1.23892	DIS	0.1395	DIS	0.01549	DIS	28	TRC	0.511	TRC	28	TRC	0.00134	---	<0.01000	---	---
Potassium	mg/l	---	---	---	---	---	---	---	---	---	---	---	---	---	---	---	---	1.01	---	---

Station Name	RR 1.5 C
Sample ID	RESE-1002202
Sample Date	12/9/2011 8:30:00 AM
Basin	Devils Canyon Watershed
Sub-basin	Rancho Rio
QC Type	Original data

Surface Water Hydrochemical Data

MONTGOMERY & ASSOCIATES

Parameters and Constituents		Standards														Results				
Name	Units	AZ Agricultural Livestock Watering		AZ Aquatic and Wildlife - Ephemeral Acute		AZ Aquatic and Wildlife - Warm Water Acute		AZ Aquatic and Wildlife - Warm Water Chronic		AZ Full Body Contact		AZ Fish Consumption		AZ Partial Body Contact		Dissolved Results	Total Results	Total Recoverable Results	Field Results	Use Exceeded
		Standard	Fraction	Standard	Fraction	Standard	Fraction	Standard	Fraction	Standard	Fraction	Standard	Fraction	Standard	Fraction					
Metals																				
Selenium	mg/l	0.05	TRC	0.033	TRC	---	---	0.002	TRC	4.667	TRC	0.667	TRC	4.667	TRC	---	---	<0.00070	---	---
Silver	mg/l	---	---	0.000274	DIS	0.000274	DIS	---	---	4.667	TRC	8	TRC	4.667	TRC	<0.000100	---	<0.005000	---	---
Sodium	mg/l	---	---	---	---	---	---	---	---	---	---	---	---	---	---	---	---	7.35	---	---
Thallium	mg/l	---	---	---	---	0.7	DIS	0.15	DIS	0.075	TRC	0.001	TRC	0.075	TRC	<0.00100	---	<0.00100	---	AZ Fish Consumption*
Zinc	mg/l	25	TRC	0.3307	DIS	0.0348	DIS	0.0348	DIS	280	TRC	5.106	TRC	280	TRC	<0.0100	---	<0.0100	---	---

The hardness value used for calculation of hardness-dependent standards is the hardness of the sample itself, not the hardness of a receiving water.
* Detection limit exceeds standard
‡ For comparison only - no analysis exists

Station Name	RR 1.5 C
Sample ID	RESE-1002203
Sample Date	12/9/2011 8:45:00 AM
Basin	Devils Canyon Watershed
Sub-basin	Rancho Rio
QC Type	Field duplicates

Surface Water Hydrochemical Data

MONTGOMERY & ASSOCIATES

Parameters and Constituents		Standards														Results				
Name	Units	AZ Agricultural Livestock Watering		AZ Aquatic and Wildlife - Ephemeral Acute		AZ Aquatic and Wildlife - Warm Water Acute		AZ Aquatic and Wildlife - Warm Water Chronic		AZ Full Body Contact		AZ Fish Consumption		AZ Partial Body Contact		Dissolved Results	Total Results	Total Recoverable Results	Field Results	Use Exceeded
		Standard	Fraction	Standard	Fraction	Standard	Fraction	Standard	Fraction	Standard	Fraction	Standard	Fraction	Standard	Fraction					
Field Parameters																				
Dissolved oxygen	mg/l	---	---	---	---	6	---	6	---	---	---	---	---	---	---	---	---	---	7.39	---
Flow Rate	gallons/minute	---	---	---	---	---	---	---	---	---	---	---	---	---	---	---	---	---	2.5 j	---
pH (Field)	s.u.	6.5 - 9	---	6.5 - 9	---	6.5 - 9	---	6.5 - 9	---	6.5 - 9	---	---	---	6.5 - 9	---	---	---	---	6.99	---
Specific Conductance (Field)	uS/cm	---	---	---	---	---	---	---	---	---	---	---	---	---	---	---	---	---	102.9	---
Temperature (Field)	Deg C	---	---	---	---	---	---	---	---	---	---	---	---	---	---	---	---	---	4.80	---
Turbidity (Field)	NTUs	---	---	---	---	---	---	---	---	---	---	---	---	---	---	---	---	---	5.89	---
Inorganics																				
Alkalinity (as CaCO3)	mg/l	---	---	---	---	---	---	---	---	---	---	---	---	---	---	---	18.6	---	---	---
Bicarbonate (Calculated by M&A)	mg/l	---	---	---	---	---	---	---	---	---	---	---	---	---	---	---	22.7	---	---	---
Bicarbonate Alkalinity (as CaCO3)	mg/l	---	---	---	---	---	---	---	---	---	---	---	---	---	---	---	18.6	---	---	---
Bromide	mg/l	---	---	---	---	---	---	---	---	---	---	---	---	---	---	---	<0.100	---	---	---
Carbonate (Calculated by M&A)	mg/l	---	---	---	---	---	---	---	---	---	---	---	---	---	---	---	--	---	---	---
Carbonate Alkalinity (as CaCO3)	mg/l	---	---	---	---	---	---	---	---	---	---	---	---	---	---	---	<1.0	---	---	---
Chloride	mg/l	---	---	---	---	---	---	---	---	---	---	---	---	---	---	---	4.97	---	---	---
Fluoride	mg/l	---	---	---	---	---	---	---	---	140	---	---	---	140	---	---	0.120	---	---	---
Hardness (as CaCO3)	mg/l	---	---	---	---	---	---	---	---	---	---	---	---	---	---	---	---	30.9	---	---
Silica	mg/l	---	---	---	---	---	---	---	---	---	---	---	---	---	---	24.4	---	---	---	---
Sulfate	mg/l	---	---	---	---	---	---	---	---	---	---	---	---	---	---	---	22.5	---	---	---
Lab Parameters																				
Total Dissolved Solids (Laboratory)	mg/l	---	---	---	---	---	---	---	---	---	---	---	---	---	---	---	99	---	---	---
Total Suspended Solids	mg/l	---	---	---	---	---	---	---	---	---	---	---	---	---	---	---	<5.0	---	---	---
Metals																				
Aluminum	mg/l	---	---	---	---	---	---	---	---	---	---	---	---	---	---	0.088	---	---	---	---
Antimony	mg/l	---	---	---	---	0.088	DIS	0.03	DIS	0.747	TRC	0.64	TRC	0.747	TRC	<0.00300	---	<0.00300	---	---
Arsenic	mg/l	0.2	TRC	0.44	DIS	0.34	DIS	0.15	DIS	0.03	TRC	0.08	TRC	0.28	TRC	<0.025	---	<0.025	---	---
Barium	mg/l	---	---	---	---	---	---	---	---	98	TRC	---	---	98	TRC	---	---	0.0446	---	---
Beryllium	mg/l	---	---	---	---	---	---	---	---	1.867	TRC	0.084	TRC	1.867	TRC	---	---	<0.00200	---	---
Boron	mg/l	---	---	---	---	---	---	---	---	186.667	TRC	---	---	186.667	TRC	---	---	<0.040	---	---
Cadmium	mg/l	0.05	---	0.00727	DIS	0.002509	DIS	0.000248	DIS	0.7	TRC	0.084	TRC	0.7	TRC	<0.000026	---	<0.002000	---	---
Calcium	mg/l	---	---	---	---	---	---	---	---	---	---	---	---	---	---	---	---	8.81	---	---
Chromium	mg/l	1	---	---	---	---	---	---	---	---	---	---	---	---	---	---	---	<0.0060	---	---
Chromium, Hexavalent‡	mg/l	---	---	0.034	DIS	0.016	DIS	0.011	DIS	2.8	TRC	0.15	TRC	2.8	TRC	---	---	<0.0060	---	---
Chromium, Trivalent‡	mg/l	---	---	0.7306	TRC	0.2178	TRC	0.0283	TRC	1400	TRC	75	TRC	1400	TRC	---	---	<0.0060	---	---
Cobalt	mg/l	---	---	---	---	---	---	---	---	---	---	---	---	---	---	<0.0060	---	---	---	---
Copper	mg/l	0.5	TRC	0.00769	DIS	0.00444	DIS	0.00328	DIS	1.3	TRC	---	---	1.3	TRC	0.00767	---	0.01000	---	AZ Aquatic and Wildlife - Warm Water Acute AZ Aquatic and Wildlife - Warm Water Chronic
Iron	mg/l	---	---	---	---	---	---	1	DIS	---	---	---	---	---	---	<0.060	---	---	---	---
Lead	mg/l	0.1	TRC	0.037175	DIS	0.017615	DIS	0.000686	DIS	0.015	TRC	---	---	0.015	TRC	0.000061 j	---	<0.003000	---	---
Magnesium	mg/l	---	---	---	---	---	---	---	---	---	---	---	---	---	---	---	---	2.15	---	---
Manganese	mg/l	---	---	---	---	---	---	---	---	130.667	---	---	---	130.667	---	0.0101	---	0.0103	---	---
Mercury	mg/l	0.01	TRC	0.005	DIS	0.0024	DIS	0.00001	DIS	0.28	TRC	---	---	0.28	TRC	---	<0.00020	---	---	AZ Aquatic and Wildlife - Warm Water Chronic*
Molybdenum	mg/l	---	---	---	---	---	---	---	---	---	---	---	---	---	---	<0.0080	---	---	---	---
Nickel	mg/l	---	---	1.53966	DIS	0.17337	DIS	0.01926	DIS	28	TRC	0.511	TRC	28	TRC	0.00182	---	<0.01000	---	---
Potassium	mg/l	---	---	---	---	---	---	---	---	---	---	---	---	---	---	---	---	1.25	---	---
Selenium	mg/l	0.05	TRC	0.033	TRC	---	---	0.002	TRC	4.667	TRC	0.667	TRC	4.667	TRC	---	---	<0.00070	---	---

Station Name	RR 1.5 C
Sample ID	RESE-1002203
Sample Date	12/9/2011 8:45:00 AM
Basin	Devils Canyon Watershed
Sub-basin	Rancho Rio
QC Type	Field duplicates

Surface Water Hydrochemical Data

MONTGOMERY & ASSOCIATES

Parameters and Constituents		Standards														Results				
Name	Units	AZ Agricultural Livestock Watering		AZ Aquatic and Wildlife - Ephemeral Acute		AZ Aquatic and Wildlife - Warm Water Acute		AZ Aquatic and Wildlife - Warm Water Chronic		AZ Full Body Contact		AZ Fish Consumption		AZ Partial Body Contact		Dissolved Results	Total Results	Total Recoverable Results	Field Results	Use Exceeded
		Standard	Fraction	Standard	Fraction	Standard	Fraction	Standard	Fraction	Standard	Fraction	Standard	Fraction	Standard	Fraction					
Metals																				
Silver	mg/l	---	---	0.000427	DIS	0.000427	DIS	---	---	4.667	TRC	8	TRC	4.667	TRC	<0.000100	---	<0.005000	---	---
Sodium	mg/l	---	---	---	---	---	---	---	---	---	---	---	---	---	---	---	---	9.28	---	---
Thallium	mg/l	---	---	---	---	0.7	DIS	0.15	DIS	0.075	TRC	0.001	TRC	0.075	TRC	<0.00100	---	<0.00100	---	AZ Fish Consumption*
Zinc	mg/l	25	TRC	0.4111	DIS	0.0433	DIS	0.0433	DIS	280	TRC	5.106	TRC	280	TRC	<0.0100	---	<0.0100	---	---

The hardness value used for calculation of hardness-dependent standards is the hardness of the sample itself, not the hardness of a receiving water.
* Detection limit exceeds standard
‡ For comparison only - no analysis exists

Station Name	RR 1.5 C
Sample ID	RESE-1002220
Sample Date	3/5/2012 12:15:00 PM
Basin	Devils Canyon Watershed
Sub-basin	Rancho Rio
QC Type	Original data

Surface Water Hydrochemical Data

MONTGOMERY & ASSOCIATES

Parameters and Constituents		Standards														Results				
Name	Units	AZ Agricultural Livestock Watering		AZ Aquatic and Wildlife - Ephemeral Acute		AZ Aquatic and Wildlife - Warm Water Acute		AZ Aquatic and Wildlife - Warm Water Chronic		AZ Full Body Contact		AZ Fish Consumption		AZ Partial Body Contact		Dissolved Results	Total Results	Total Recoverable Results	Field Results	Use Exceeded
		Standard	Fraction	Standard	Fraction	Standard	Fraction	Standard	Fraction	Standard	Fraction	Standard	Fraction	Standard	Fraction					
Field Parameters																				
Dissolved oxygen	mg/l	---	---	---	---	6	---	6	---	---	---	---	---	---	---	---	---	---	8.68	---
Flow Rate	gallons/minute	---	---	---	---	---	---	---	---	---	---	---	---	---	---	---	---	---	2.5	---
pH (Field)	s.u.	6.5 - 9	---	6.5 - 9	---	6.5 - 9	---	6.5 - 9	---	6.5 - 9	---	---	---	6.5 - 9	---	---	---	---	8.59	---
Specific Conductance (Field)	uS/cm	---	---	---	---	---	---	---	---	---	---	---	---	---	---	---	---	---	142.6	---
Temperature (Field)	Deg C	---	---	---	---	---	---	---	---	---	---	---	---	---	---	---	---	---	16.10	---
Turbidity (Field)	NTUs	---	---	---	---	---	---	---	---	---	---	---	---	---	---	---	---	---	2.01	---
Inorganics																				
Alkalinity (as CaCO3)	mg/l	---	---	---	---	---	---	---	---	---	---	---	---	---	---	---	35.4	---	---	---
Bicarbonate (Calculated by M&A)	mg/l	---	---	---	---	---	---	---	---	---	---	---	---	---	---	---	43.2	---	---	---
Bicarbonate Alkalinity (as CaCO3)	mg/l	---	---	---	---	---	---	---	---	---	---	---	---	---	---	---	35.4	---	---	---
Bromide	mg/l	---	---	---	---	---	---	---	---	---	---	---	---	---	---	---	<0.100	---	---	---
Carbonate (Calculated by M&A)	mg/l	---	---	---	---	---	---	---	---	---	---	---	---	---	---	---	--	---	---	---
Carbonate Alkalinity (as CaCO3)	mg/l	---	---	---	---	---	---	---	---	---	---	---	---	---	---	---	<1.0	---	---	---
Chloride	mg/l	---	---	---	---	---	---	---	---	---	---	---	---	---	---	---	5.41	---	---	---
Fluoride	mg/l	---	---	---	---	---	---	---	---	140	---	---	---	140	---	---	0.120	---	---	---
Hardness (as CaCO3)	mg/l	---	---	---	---	---	---	---	---	---	---	---	---	---	---	---	---	41.9	---	---
Silica	mg/l	---	---	---	---	---	---	---	---	---	---	---	---	---	---	25.9	---	---	---	---
Sulfate	mg/l	---	---	---	---	---	---	---	---	---	---	---	---	---	---	---	23.1	---	---	---
Lab Parameters																				
Total Dissolved Solids (Laboratory)	mg/l	---	---	---	---	---	---	---	---	---	---	---	---	---	---	---	103	---	---	---
Total Suspended Solids	mg/l	---	---	---	---	---	---	---	---	---	---	---	---	---	---	---	<5.0	---	---	---
Metals																				
Aluminum	mg/l	---	---	---	---	---	---	---	---	---	---	---	---	---	---	<0.080	---	---	---	---
Antimony	mg/l	---	---	---	---	0.088	DIS	0.03	DIS	0.747	TRC	0.64	TRC	0.747	TRC	<0.00300	---	<0.00300	---	---
Arsenic	mg/l	0.2	TRC	0.44	DIS	0.34	DIS	0.15	DIS	0.03	TRC	0.08	TRC	0.28	TRC	<0.025	---	<0.025	---	---
Barium	mg/l	---	---	---	---	---	---	---	---	98	TRC	---	---	98	TRC	---	---	0.0543	---	---
Beryllium	mg/l	---	---	---	---	---	---	---	---	1.867	TRC	0.084	TRC	1.867	TRC	---	---	<0.00200	---	---
Boron	mg/l	---	---	---	---	---	---	---	---	186.667	TRC	---	---	186.667	TRC	---	---	<0.040	---	---
Cadmium	mg/l	0.05	---	0.009781	DIS	0.003375	DIS	0.000306	DIS	0.7	TRC	0.084	TRC	0.7	TRC	<0.000013	---	<0.002000	---	---
Calcium	mg/l	---	---	---	---	---	---	---	---	---	---	---	---	---	---	---	---	11.90	---	---
Chromium	mg/l	1	---	---	---	---	---	---	---	---	---	---	---	---	---	---	---	<0.0060	---	---
Chromium, Hexavalent‡	mg/l	---	---	0.034	DIS	0.016	DIS	0.011	DIS	2.8	TRC	0.15	TRC	2.8	TRC	---	---	<0.0060	---	---
Chromium, Trivalent‡	mg/l	---	---	0.9376	TRC	0.2794	TRC	0.0363	TRC	1400	TRC	75	TRC	1400	TRC	---	---	<0.0060	---	---
Cobalt	mg/l	---	---	---	---	---	---	---	---	---	---	---	---	---	---	<0.0060	---	---	---	---
Copper	mg/l	0.5	TRC	0.01025	DIS	0.00592	DIS	0.00426	DIS	1.3	TRC	---	---	1.3	TRC	0.00328	---	<0.01000	---	---
Iron	mg/l	---	---	---	---	---	---	1	DIS	---	---	---	---	---	---	<0.060	---	---	---	---
Lead	mg/l	0.1	TRC	0.052253	DIS	0.024759	DIS	0.000965	DIS	0.015	TRC	---	---	0.015	TRC	<0.000013	---	<0.003000	---	---
Magnesium	mg/l	---	---	---	---	---	---	---	---	---	---	---	---	---	---	---	---	2.96	---	---
Manganese	mg/l	---	---	---	---	---	---	---	---	130.667	---	---	---	130.667	---	0.0171	---	0.0216	---	---
Mercury	mg/l	0.01	TRC	0.005	DIS	0.0024	DIS	0.00001	DIS	0.28	TRC	---	---	0.28	TRC	---	<0.00020	---	---	AZ Aquatic and Wildlife - Warm Water Chronic*
Molybdenum	mg/l	---	---	---	---	---	---	---	---	---	---	---	---	---	---	<0.0080	---	---	---	---
Nickel	mg/l	---	---	1.99211	DIS	0.22431	DIS	0.02491	DIS	28	TRC	0.511	TRC	28	TRC	<0.00100	---	<0.01000	---	---
Potassium	mg/l	---	---	---	---	---	---	---	---	---	---	---	---	---	---	---	---	1.27	---	---
Selenium	mg/l	0.05	TRC	0.033	TRC	---	---	0.002	TRC	4.667	TRC	0.667	TRC	4.667	TRC	---	---	<0.00028	---	---
Silver	mg/l	---	---	0.00072	DIS	0.00072	DIS	---	---	4.667	TRC	8	TRC	4.667	TRC	<0.000100	---	<0.005000	---	---

Station Name	RR 1.5 C
Sample ID	RESE-1002220
Sample Date	3/5/2012 12:15:00 PM
Basin	Devils Canyon Watershed
Sub-basin	Rancho Rio
QC Type	Original data

Surface Water Hydrochemical Data

MONTGOMERY & ASSOCIATES

Parameters and Constituents		Standards														Results				
Name	Units	AZ Agricultural Livestock Watering		AZ Aquatic and Wildlife - Ephemeral Acute		AZ Aquatic and Wildlife - Warm Water Acute		AZ Aquatic and Wildlife - Warm Water Chronic		AZ Full Body Contact		AZ Fish Consumption		AZ Partial Body Contact		Dissolved Results	Total Results	Total Recoverable Results	Field Results	Use Exceeded
		Standard	Fraction	Standard	Fraction	Standard	Fraction	Standard	Fraction	Standard	Fraction	Standard	Fraction	Standard	Fraction					
Metals																				
Sodium	mg/l	---	---	---	---	---	---	---	---	---	---	---	---	---	---	---	---	9.57	---	---
Thallium	mg/l	---	---	---	---	0.7	DIS	0.15	DIS	0.075	TRC	0.001	TRC	0.075	TRC	<0.00100	---	<0.00100	---	AZ Fish Consumption*
Zinc	mg/l	25	TRC	0.5321	DIS	0.0561	DIS	0.0561	DIS	280	TRC	5.106	TRC	280	TRC	<0.0100	---	<0.0100	---	---

The hardness value used for calculation of hardness-dependent standards is the hardness of the sample itself, not the hardness of a receiving water.
* Detection limit exceeds standard
‡ For comparison only - no analysis exists

Station Name	RR 1.5 C
Sample ID	RESE-1002221
Sample Date	3/5/2012 12:30:00 PM
Basin	Devils Canyon Watershed
Sub-basin	Rancho Rio
QC Type	Field duplicates

Surface Water Hydrochemical Data

MONTGOMERY & ASSOCIATES

Parameters and Constituents		Standards														Results				
Name	Units	AZ Agricultural Livestock Watering		AZ Aquatic and Wildlife - Ephemeral Acute		AZ Aquatic and Wildlife - Warm Water Acute		AZ Aquatic and Wildlife - Warm Water Chronic		AZ Full Body Contact		AZ Fish Consumption		AZ Partial Body Contact		Dissolved Results	Total Results	Total Recoverable Results	Field Results	Use Exceeded
		Standard	Fraction	Standard	Fraction	Standard	Fraction	Standard	Fraction	Standard	Fraction	Standard	Fraction	Standard	Fraction					
Field Parameters																				
Dissolved oxygen	mg/l	---	---	---	---	6	---	6	---	---	---	---	---	---	---	---	---	---	8.68	---
Flow Rate	gallons/minute	---	---	---	---	---	---	---	---	---	---	---	---	---	---	---	---	---	2.5	---
pH (Field)	s.u.	6.5 - 9	---	6.5 - 9	---	6.5 - 9	---	6.5 - 9	---	6.5 - 9	---	---	---	6.5 - 9	---	---	---	---	8.59	---
Specific Conductance (Field)	uS/cm	---	---	---	---	---	---	---	---	---	---	---	---	---	---	---	---	---	142.6	---
Temperature (Field)	Deg C	---	---	---	---	---	---	---	---	---	---	---	---	---	---	---	---	---	16.10	---
Turbidity (Field)	NTUs	---	---	---	---	---	---	---	---	---	---	---	---	---	---	---	---	---	2.01	---
Inorganics																				
Alkalinity (as CaCO3)	mg/l	---	---	---	---	---	---	---	---	---	---	---	---	---	---	---	35.5	---	---	---
Bicarbonate (Calculated by M&A)	mg/l	---	---	---	---	---	---	---	---	---	---	---	---	---	---	---	43.3	---	---	---
Bicarbonate Alkalinity (as CaCO3)	mg/l	---	---	---	---	---	---	---	---	---	---	---	---	---	---	---	35.5	---	---	---
Bromide	mg/l	---	---	---	---	---	---	---	---	---	---	---	---	---	---	---	<0.100	---	---	---
Carbonate (Calculated by M&A)	mg/l	---	---	---	---	---	---	---	---	---	---	---	---	---	---	---	--	---	---	---
Carbonate Alkalinity (as CaCO3)	mg/l	---	---	---	---	---	---	---	---	---	---	---	---	---	---	---	<1.0	---	---	---
Chloride	mg/l	---	---	---	---	---	---	---	---	---	---	---	---	---	---	---	5.35	---	---	---
Fluoride	mg/l	---	---	---	---	---	---	---	---	140	---	---	---	140	---	---	0.120	---	---	---
Hardness (as CaCO3)	mg/l	---	---	---	---	---	---	---	---	---	---	---	---	---	---	---	---	41.5	---	---
Silica	mg/l	---	---	---	---	---	---	---	---	---	---	---	---	---	---	26.1	---	---	---	---
Sulfate	mg/l	---	---	---	---	---	---	---	---	---	---	---	---	---	---	---	23.0	---	---	---
Lab Parameters																				
Total Dissolved Solids (Laboratory)	mg/l	---	---	---	---	---	---	---	---	---	---	---	---	---	---	---	112	---	---	---
Total Suspended Solids	mg/l	---	---	---	---	---	---	---	---	---	---	---	---	---	---	---	<5.0	---	---	---
Metals																				
Aluminum	mg/l	---	---	---	---	---	---	---	---	---	---	---	---	---	---	<0.080	---	---	---	---
Antimony	mg/l	---	---	---	---	0.088	DIS	0.03	DIS	0.747	TRC	0.64	TRC	0.747	TRC	<0.00300	---	<0.00300	---	---
Arsenic	mg/l	0.2	TRC	0.44	DIS	0.34	DIS	0.15	DIS	0.03	TRC	0.08	TRC	0.28	TRC	<0.025	---	<0.025	---	---
Barium	mg/l	---	---	---	---	---	---	---	---	98	TRC	---	---	98	TRC	---	---	0.0514	---	---
Beryllium	mg/l	---	---	---	---	---	---	---	---	1.867	TRC	0.084	TRC	1.867	TRC	---	---	<0.00200	---	---
Boron	mg/l	---	---	---	---	---	---	---	---	186.667	TRC	---	---	186.667	TRC	---	---	<0.040	---	---
Cadmium	mg/l	0.05	---	0.009691	DIS	0.003344	DIS	0.000304	DIS	0.7	TRC	0.084	TRC	0.7	TRC	0.000020 j	---	<0.002000	---	---
Calcium	mg/l	---	---	---	---	---	---	---	---	---	---	---	---	---	---	---	---	11.80	---	---
Chromium	mg/l	1	---	---	---	---	---	---	---	---	---	---	---	---	---	---	---	<0.0060	---	---
Chromium, Hexavalent‡	mg/l	---	---	0.034	DIS	0.016	DIS	0.011	DIS	2.8	TRC	0.15	TRC	2.8	TRC	---	---	<0.0060	---	---
Chromium, Trivalent‡	mg/l	---	---	0.9302	TRC	0.2773	TRC	0.0361	TRC	1400	TRC	75	TRC	1400	TRC	---	---	<0.0060	---	---
Cobalt	mg/l	---	---	---	---	---	---	---	---	---	---	---	---	---	---	<0.0060	---	---	---	---
Copper	mg/l	0.5	TRC	0.01016	DIS	0.00587	DIS	0.00422	DIS	1.3	TRC	---	---	1.3	TRC	0.00334	---	<0.01000	---	---
Iron	mg/l	---	---	---	---	---	---	1	DIS	---	---	---	---	---	---	<0.060	---	---	---	---
Lead	mg/l	0.1	TRC	0.051697	DIS	0.024496	DIS	0.000955	DIS	0.015	TRC	---	---	0.015	TRC	<0.000013	---	<0.003000	---	---
Magnesium	mg/l	---	---	---	---	---	---	---	---	---	---	---	---	---	---	---	---	2.89	---	---
Manganese	mg/l	---	---	---	---	---	---	---	---	130.667	---	---	---	130.667	---	0.0161	---	0.0174	---	---
Mercury	mg/l	0.01	TRC	0.005	DIS	0.0024	DIS	0.00001	DIS	0.28	TRC	---	---	0.28	TRC	---	<0.00020	---	---	AZ Aquatic and Wildlife - Warm Water Chronic*
Molybdenum	mg/l	---	---	---	---	---	---	---	---	---	---	---	---	---	---	<0.0080	---	---	---	---
Nickel	mg/l	---	---	1.97601	DIS	0.2225	DIS	0.02471	DIS	28	TRC	0.511	TRC	28	TRC	<0.00100	---	<0.01000	---	---
Potassium	mg/l	---	---	---	---	---	---	---	---	---	---	---	---	---	---	---	---	1.20	---	---
Selenium	mg/l	0.05	TRC	0.033	TRC	---	---	0.002	TRC	4.667	TRC	0.667	TRC	4.667	TRC	---	---	<0.00028	---	---
Silver	mg/l	---	---	0.000709	DIS	0.000709	DIS	---	---	4.667	TRC	8	TRC	4.667	TRC	<0.000100	---	<0.005000	---	---

Surface Water Hydrochemical Data

Station Name	RR 1.5 C
Sample ID	RESE-1002221
Sample Date	3/5/2012 12:30:00 PM
Basin	Devils Canyon Watershed
Sub-basin	Rancho Rio
QC Type	Field duplicates

Parameters and Constituents		Standards														Results				
Name	Units	AZ Agricultural Livestock Watering		AZ Aquatic and Wildlife - Ephemeral Acute		AZ Aquatic and Wildlife - Warm Water Acute		AZ Aquatic and Wildlife - Warm Water Chronic		AZ Full Body Contact		AZ Fish Consumption		AZ Partial Body Contact		Dissolved Results	Total Results	Total Recoverable Results	Field Results	Use Exceeded
		Standard	Fraction	Standard	Fraction	Standard	Fraction	Standard	Fraction	Standard	Fraction	Standard	Fraction	Standard	Fraction					
Metals																				
Sodium	mg/l	---	---	---	---	---	---	---	---	---	---	---	---	---	---	---	---	9.41	---	---
Thallium	mg/l	---	---	---	---	0.7	DIS	0.15	DIS	0.075	TRC	0.001	TRC	0.075	TRC	<0.00100	---	<0.00100	---	AZ Fish Consumption*
Zinc	mg/l	25	TRC	0.5278	DIS	0.0556	DIS	0.0556	DIS	280	TRC	5.106	TRC	280	TRC	<0.0100	---	<0.0100	---	---

The hardness value used for calculation of hardness-dependent standards is the hardness of the sample itself, not the hardness of a receiving water.
* Detection limit exceeds standard
‡ For comparison only - no analysis exists

Station Name	RR 1.5 C
Sample ID	RESE-1002225
Sample Date	4/27/2012 1:40:00 PM
Basin	Devils Canyon Watershed
Sub-basin	Rancho Rio
QC Type	Original data

Surface Water Hydrochemical Data

MONTGOMERY & ASSOCIATES

Parameters and Constituents		Standards														Results				
Name	Units	AZ Agricultural Livestock Watering		AZ Aquatic and Wildlife - Ephemeral Acute		AZ Aquatic and Wildlife - Warm Water Acute		AZ Aquatic and Wildlife - Warm Water Chronic		AZ Full Body Contact		AZ Fish Consumption		AZ Partial Body Contact		Dissolved Results	Total Results	Total Recoverable Results	Field Results	Use Exceeded
		Standard	Fraction	Standard	Fraction	Standard	Fraction	Standard	Fraction	Standard	Fraction	Standard	Fraction	Standard	Fraction					
Field Parameters																				
Dissolved oxygen	mg/l	---	---	---	---	6	---	6	---	---	---	---	---	---	---	---	---	---	5.70	AZ Aquatic and Wildlife - Warm Water Acute† AZ Aquatic and Wildlife - Warm Water Chronic†
Flow Rate	gallons/minute	---	---	---	---	---	---	---	---	---	---	---	---	---	---	---	---	---	5.0 j	---
pH (Field)	s.u.	6.5 - 9	---	6.5 - 9	---	6.5 - 9	---	6.5 - 9	---	6.5 - 9	---	---	---	6.5 - 9	---	---	---	---	6.51	---
Specific Conductance (Field)	uS/cm	---	---	---	---	---	---	---	---	---	---	---	---	---	---	---	---	---	139.0	---
Temperature (Field)	Deg C	---	---	---	---	---	---	---	---	---	---	---	---	---	---	---	---	---	22.22	---
Turbidity (Field)	NTUs	---	---	---	---	---	---	---	---	---	---	---	---	---	---	---	---	---	8.78	---
Inorganics																				
Alkalinity (as CaCO3)	mg/l	---	---	---	---	---	---	---	---	---	---	---	---	---	---	---	42.6	---	---	---
Bicarbonate (Calculated by M&A)	mg/l	---	---	---	---	---	---	---	---	---	---	---	---	---	---	---	52.0	---	---	---
Bicarbonate Alkalinity (as CaCO3)	mg/l	---	---	---	---	---	---	---	---	---	---	---	---	---	---	---	42.6	---	---	---
Bromide	mg/l	---	---	---	---	---	---	---	---	---	---	---	---	---	---	---	<0.100	---	---	---
Carbonate (Calculated by M&A)	mg/l	---	---	---	---	---	---	---	---	---	---	---	---	---	---	---	--	---	---	---
Carbonate Alkalinity (as CaCO3)	mg/l	---	---	---	---	---	---	---	---	---	---	---	---	---	---	---	<1.0	---	---	---
Chloride	mg/l	---	---	---	---	---	---	---	---	---	---	---	---	---	---	---	4.91	---	---	---
Fluoride	mg/l	---	---	---	---	---	---	---	---	140	---	---	---	140	---	---	0.120	---	---	---
Hardness (as CaCO3)	mg/l	---	---	---	---	---	---	---	---	---	---	---	---	---	---	---	---	49.6	---	---
Silica	mg/l	---	---	---	---	---	---	---	---	---	---	---	---	---	---	31.9	---	---	---	---
Sulfate	mg/l	---	---	---	---	---	---	---	---	---	---	---	---	---	---	---	19.9	---	---	---
Lab Parameters																				
Total Dissolved Solids (Laboratory)	mg/l	---	---	---	---	---	---	---	---	---	---	---	---	---	---	---	112	---	---	---
Total Suspended Solids	mg/l	---	---	---	---	---	---	---	---	---	---	---	---	---	---	---	13.0	---	---	---
Metals																				
Aluminum	mg/l	---	---	---	---	---	---	---	---	---	---	---	---	---	---	<0.0222	---	---	---	---
Antimony	mg/l	---	---	---	---	0.088	DIS	0.03	DIS	0.747	TRC	0.64	TRC	0.747	TRC	0.00027 j	---	0.00019 jd	---	---
Arsenic	mg/l	0.2	TRC	0.44	DIS	0.34	DIS	0.15	DIS	0.03	TRC	0.08	TRC	0.28	TRC	<0.0067	---	0.0038 j	---	---
Barium	mg/l	---	---	---	---	---	---	---	---	98	TRC	---	---	98	TRC	---	---	0.0679	---	---
Beryllium	mg/l	---	---	---	---	---	---	---	---	1.867	TRC	0.084	TRC	1.867	TRC	---	---	<0.00031	---	---
Boron	mg/l	---	---	---	---	---	---	---	---	186.667	TRC	---	---	186.667	TRC	---	---	0.013 j	---	---
Cadmium	mg/l	0.05	---	0.087609	DIS	0.030232	DIS	0.001468	DIS	0.7	TRC	0.084	TRC	0.7	TRC	0.000030 j	---	<0.000290	---	---
Calcium	mg/l	---	---	---	---	---	---	---	---	---	---	---	---	---	---	---	---	14.00	---	---
Chromium	mg/l	1	---	---	---	---	---	---	---	---	---	---	---	---	---	---	---	<0.00075	---	---
Chromium, Hexavalent‡	mg/l	---	---	0.034	DIS	0.016	DIS	0.011	DIS	2.8	TRC	0.15	TRC	2.8	TRC	---	---	<0.00075	---	---
Chromium, Trivalent‡	mg/l	---	---	5.9497	TRC	1.7733	TRC	0.2307	TRC	1400	TRC	75	TRC	1400	TRC	---	---	<0.00075	---	---
Cobalt	mg/l	---	---	---	---	---	---	---	---	---	---	---	---	---	---	<0.0014	---	---	---	---
Copper	mg/l	0.5	TRC	0.08588	DIS	0.04962	DIS	0.02928	DIS	1.3	TRC	---	---	1.3	TRC	0.00370	---	0.00680	---	---
Iron	mg/l	---	---	---	---	---	---	1	DIS	---	---	---	---	---	---	0.0598 j	---	---	---	---
Lead	mg/l	0.1	TRC	0.592712	DIS	0.280846	DIS	0.010944	DIS	0.015	TRC	---	---	0.015	TRC	<0.000059	---	0.000710 jd	---	---
Magnesium	mg/l	---	---	---	---	---	---	---	---	---	---	---	---	---	---	---	---	3.57	---	---
Manganese	mg/l	---	---	---	---	---	---	---	---	130.667	---	---	---	130.667	---	0.0594	---	0.1290	---	---
Mercury	mg/l	0.01	TRC	0.005	DIS	0.0024	DIS	0.00001	DIS	0.28	TRC	---	---	0.28	TRC	---	<0.000054	---	---	AZ Aquatic and Wildlife - Warm Water Chronic*
Molybdenum	mg/l	---	---	---	---	---	---	---	---	---	---	---	---	---	---	0.0033 j	---	---	---	---
Nickel	mg/l	---	---	13.43579	DIS	1.51289	DIS	0.16804	DIS	28	TRC	0.511	TRC	28	TRC	0.00096 j	---	0.00280 j	---	---
Potassium	mg/l	---	---	---	---	---	---	---	---	---	---	---	---	---	---	---	---	1.72	---	---
Selenium	mg/l	0.05	TRC	0.033	TRC	---	---	0.002	TRC	4.667	TRC	0.667	TRC	4.667	TRC	---	---	<0.00028	---	---
Silver	mg/l	---	---	0.034911	DIS	0.034911	DIS	---	---	4.667	TRC	8	TRC	4.667	TRC	<0.000014	---	<0.000700	---	---

Station Name	RR 1.5 C
Sample ID	RESE-1002225
Sample Date	4/27/2012 1:40:00 PM
Basin	Devils Canyon Watershed
Sub-basin	Rancho Rio
QC Type	Original data

Surface Water Hydrochemical Data

MONTGOMERY & ASSOCIATES

Parameters and Constituents		Standards														Results				
Name	Units	AZ Agricultural Livestock Watering		AZ Aquatic and Wildlife - Ephemeral Acute		AZ Aquatic and Wildlife - Warm Water Acute		AZ Aquatic and Wildlife - Warm Water Chronic		AZ Full Body Contact		AZ Fish Consumption		AZ Partial Body Contact		Dissolved Results	Total Results	Total Recoverable Results	Field Results	Use Exceeded
		Standard	Fraction	Standard	Fraction	Standard	Fraction	Standard	Fraction	Standard	Fraction	Standard	Fraction	Standard	Fraction					
Metals																				
Sodium	mg/l	---	---	---	---	---	---	---	---	---	---	---	---	---	---	---	---	9.20	---	---
Strontium (by isotope dilution)	ppm	---	---	---	---	---	---	---	---	---	---	---	---	---	---	---	0.0993	---	---	---
Thallium	mg/l	---	---	---	---	0.7	DIS	0.15	DIS	0.075	TRC	0.001	TRC	0.075	TRC	<0.000008	---	<0.000009	---	---
Zinc	mg/l	25	TRC	3.5994	DIS	0.3793	DIS	0.3793	DIS	280	TRC	5.106	TRC	280	TRC	<0.0026	---	0.0066	---	---
Radiogenic Isotopes																				
Carbon 14	pmC	---	---	---	---	---	---	---	---	---	---	---	---	---	---	---	106.16	---	---	---
Strontium 87/86	none	---	---	---	---	---	---	---	---	---	---	---	---	---	---	---	0.709823	---	---	---
Tritium	TU	---	---	---	---	---	---	---	---	---	---	---	---	---	---	---	3.93	---	---	---
Stable Isotopes																				
Delta Carbon-13 of DIC	per mil	---	---	---	---	---	---	---	---	---	---	---	---	---	---	---	-14.4	---	---	---
Delta Deuterium	per mil	---	---	---	---	---	---	---	---	---	---	---	---	---	---	---	-56.5	---	---	---
Delta Oxygen-18	per mil	---	---	---	---	---	---	---	---	---	---	---	---	---	---	---	-7.77	---	---	---
Delta Oxygen-18 of Sulfate	per mil	---	---	---	---	---	---	---	---	---	---	---	---	---	---	---	2.7	---	---	---
Delta Sulfur-34	per mil	---	---	---	---	---	---	---	---	---	---	---	---	---	---	---	2.3	---	---	---

The hardness value used for calculation of hardness-dependent standards is the hardness of the sample itself, not the hardness of a receiving water.
* Detection limit exceeds standard
† Exceedance is considered less than regulatory limit
‡ For comparison only - no analysis exists

Station Name	RR 1.5 C
Sample ID	RESE-1002226
Sample Date	4/27/2012 2:00:00 PM
Basin	Devils Canyon Watershed
Sub-basin	Rancho Rio
QC Type	Field duplicates

Surface Water Hydrochemical Data

MONTGOMERY & ASSOCIATES

Parameters and Constituents		Standards														Results				
Name	Units	AZ Agricultural Livestock Watering		AZ Aquatic and Wildlife - Ephemeral Acute		AZ Aquatic and Wildlife - Warm Water Acute		AZ Aquatic and Wildlife - Warm Water Chronic		AZ Full Body Contact		AZ Fish Consumption		AZ Partial Body Contact		Dissolved Results	Total Results	Total Recoverable Results	Field Results	Use Exceeded
		Standard	Fraction	Standard	Fraction	Standard	Fraction	Standard	Fraction	Standard	Fraction	Standard	Fraction	Standard	Fraction					
Field Parameters																				
Dissolved oxygen	mg/l	---	---	---	---	6	---	6	---	---	---	---	---	---	---	---	---	---	5.70	AZ Aquatic and Wildlife - Warm Water Acute† AZ Aquatic and Wildlife - Warm Water Chronic†
Flow Rate	gallons/minute	---	---	---	---	---	---	---	---	---	---	---	---	---	---	---	---	---	5.0 j	---
pH (Field)	s.u.	6.5 - 9	---	6.5 - 9	---	6.5 - 9	---	6.5 - 9	---	6.5 - 9	---	---	---	6.5 - 9	---	---	---	---	6.51	---
Specific Conductance (Field)	uS/cm	---	---	---	---	---	---	---	---	---	---	---	---	---	---	---	---	---	139.0	---
Temperature (Field)	Deg C	---	---	---	---	---	---	---	---	---	---	---	---	---	---	---	---	---	22.22	---
Turbidity (Field)	NTUs	---	---	---	---	---	---	---	---	---	---	---	---	---	---	---	---	---	8.78	---
Inorganics																				
Alkalinity (as CaCO3)	mg/l	---	---	---	---	---	---	---	---	---	---	---	---	---	---	---	42.4	---	---	---
Bicarbonate (Calculated by M&A)	mg/l	---	---	---	---	---	---	---	---	---	---	---	---	---	---	---	51.7	---	---	---
Bicarbonate Alkalinity (as CaCO3)	mg/l	---	---	---	---	---	---	---	---	---	---	---	---	---	---	---	42.4	---	---	---
Bromide	mg/l	---	---	---	---	---	---	---	---	---	---	---	---	---	---	---	<0.100	---	---	---
Carbonate (Calculated by M&A)	mg/l	---	---	---	---	---	---	---	---	---	---	---	---	---	---	---	--	---	---	---
Carbonate Alkalinity (as CaCO3)	mg/l	---	---	---	---	---	---	---	---	---	---	---	---	---	---	---	<1.0	---	---	---
Chloride	mg/l	---	---	---	---	---	---	---	---	---	---	---	---	---	---	---	4.87	---	---	---
Fluoride	mg/l	---	---	---	---	---	---	---	---	140	---	---	---	140	---	---	0.110	---	---	---
Hardness (as CaCO3)	mg/l	---	---	---	---	---	---	---	---	---	---	---	---	---	---	---	---	49.6	---	---
Silica	mg/l	---	---	---	---	---	---	---	---	---	---	---	---	---	---	31.9	---	---	---	---
Sulfate	mg/l	---	---	---	---	---	---	---	---	---	---	---	---	---	---	---	19.7	---	---	---
Lab Parameters																				
Total Dissolved Solids (Laboratory)	mg/l	---	---	---	---	---	---	---	---	---	---	---	---	---	---	---	118	---	---	---
Total Suspended Solids	mg/l	---	---	---	---	---	---	---	---	---	---	---	---	---	---	---	29.0	---	---	---
Metals																				
Aluminum	mg/l	---	---	---	---	---	---	---	---	---	---	---	---	---	---	<0.0222	---	---	---	---
Antimony	mg/l	---	---	---	---	0.088	DIS	0.03	DIS	0.747	TRC	0.64	TRC	0.747	TRC	0.00029 j	---	0.00021 jd	---	---
Arsenic	mg/l	0.2	TRC	0.44	DIS	0.34	DIS	0.15	DIS	0.03	TRC	0.08	TRC	0.28	TRC	<0.0067	---	0.0047 j	---	---
Barium	mg/l	---	---	---	---	---	---	---	---	98	TRC	---	---	98	TRC	---	---	0.0669	---	---
Beryllium	mg/l	---	---	---	---	---	---	---	---	1.867	TRC	0.084	TRC	1.867	TRC	---	---	<0.00031	---	---
Boron	mg/l	---	---	---	---	---	---	---	---	186.667	TRC	---	---	186.667	TRC	---	---	0.0144 j	---	---
Cadmium	mg/l	0.05	---	0.087609	DIS	0.030232	DIS	0.001468	DIS	0.7	TRC	0.084	TRC	0.7	TRC	<0.000014	---	0.000330 j	---	---
Calcium	mg/l	---	---	---	---	---	---	---	---	---	---	---	---	---	---	---	---	14.00	---	---
Chromium	mg/l	1	---	---	---	---	---	---	---	---	---	---	---	---	---	---	---	<0.00075	---	---
Chromium, Hexavalent‡	mg/l	---	---	0.034	DIS	0.016	DIS	0.011	DIS	2.8	TRC	0.15	TRC	2.8	TRC	---	---	<0.00075	---	---
Chromium, Trivalent‡	mg/l	---	---	5.9497	TRC	1.7733	TRC	0.2307	TRC	1400	TRC	75	TRC	1400	TRC	---	---	<0.00075	---	---
Cobalt	mg/l	---	---	---	---	---	---	---	---	---	---	---	---	---	---	<0.0014	---	---	---	---
Copper	mg/l	0.5	TRC	0.08588	DIS	0.04962	DIS	0.02928	DIS	1.3	TRC	---	---	1.3	TRC	0.00360	---	0.00660	---	---
Iron	mg/l	---	---	---	---	---	---	1	DIS	---	---	---	---	---	---	0.0557 j	---	---	---	---
Lead	mg/l	0.1	TRC	0.592712	DIS	0.280846	DIS	0.010944	DIS	0.015	TRC	---	---	0.015	TRC	<0.000059	---	0.000660 jd	---	---
Magnesium	mg/l	---	---	---	---	---	---	---	---	---	---	---	---	---	---	---	---	3.59	---	---
Manganese	mg/l	---	---	---	---	---	---	---	---	130.667	---	---	---	130.667	---	0.0558	---	0.1230	---	---
Mercury	mg/l	0.01	TRC	0.005	DIS	0.0024	DIS	0.00001	DIS	0.28	TRC	---	---	0.28	TRC	---	<0.000054	---	---	AZ Aquatic and Wildlife - Warm Water Chronic*
Molybdenum	mg/l	---	---	---	---	---	---	---	---	---	---	---	---	---	---	0.0036 j	---	---	---	---
Nickel	mg/l	---	---	13.43579	DIS	1.51289	DIS	0.16804	DIS	28	TRC	0.511	TRC	28	TRC	0.00100	---	0.00270 j	---	---
Potassium	mg/l	---	---	---	---	---	---	---	---	---	---	---	---	---	---	---	---	1.72	---	---
Selenium	mg/l	0.05	TRC	0.033	TRC	---	---	0.002	TRC	4.667	TRC	0.667	TRC	4.667	TRC	---	---	<0.00028	---	---
Silver	mg/l	---	---	0.034911	DIS	0.034911	DIS	---	---	4.667	TRC	8	TRC	4.667	TRC	<0.000014	---	<0.000700	---	---

Station Name	RR 1.5 C
Sample ID	RESE-1002226
Sample Date	4/27/2012 2:00:00 PM
Basin	Devils Canyon Watershed
Sub-basin	Rancho Rio
QC Type	Field duplicates

Surface Water Hydrochemical Data

MONTGOMERY & ASSOCIATES

Parameters and Constituents		Standards														Results				
Name	Units	AZ Agricultural Livestock Watering		AZ Aquatic and Wildlife - Ephemeral Acute		AZ Aquatic and Wildlife - Warm Water Acute		AZ Aquatic and Wildlife - Warm Water Chronic		AZ Full Body Contact		AZ Fish Consumption		AZ Partial Body Contact		Dissolved Results	Total Results	Total Recoverable Results	Field Results	Use Exceeded
		Standard	Fraction	Standard	Fraction	Standard	Fraction	Standard	Fraction	Standard	Fraction	Standard	Fraction	Standard	Fraction					
Metals																				
Sodium	mg/l	---	---	---	---	---	---	---	---	---	---	---	---	---	---	---	---	9.25	---	---
Strontium (by isotope dilution)	ppm	---	---	---	---	---	---	---	---	---	---	---	---	---	---	---	0.1008	---	---	---
Thallium	mg/l	---	---	---	---	0.7	DIS	0.15	DIS	0.075	TRC	0.001	TRC	0.075	TRC	<0.000008	---	<0.000009	---	---
Zinc	mg/l	25	TRC	3.5994	DIS	0.3793	DIS	0.3793	DIS	280	TRC	5.106	TRC	280	TRC	<0.0026	---	0.0035 j	---	---
Radiogenic Isotopes																				
Carbon 14	pmC	---	---	---	---	---	---	---	---	---	---	---	---	---	---	---	102.14	---	---	---
Strontium 87/86	none	---	---	---	---	---	---	---	---	---	---	---	---	---	---	---	0.709829	---	---	---
Tritium	TU	---	---	---	---	---	---	---	---	---	---	---	---	---	---	---	3.83	---	---	---
Stable Isotopes																				
Delta Carbon-13 of DIC	per mil	---	---	---	---	---	---	---	---	---	---	---	---	---	---	---	-14.5	---	---	---
Delta Deuterium	per mil	---	---	---	---	---	---	---	---	---	---	---	---	---	---	---	-55.1	---	---	---
Delta Oxygen-18	per mil	---	---	---	---	---	---	---	---	---	---	---	---	---	---	---	-7.88	---	---	---
Delta Oxygen-18 of Sulfate	per mil	---	---	---	---	---	---	---	---	---	---	---	---	---	---	---	3.2	---	---	---
Delta Sulfur-34	per mil	---	---	---	---	---	---	---	---	---	---	---	---	---	---	---	1.5	---	---	---

The hardness value used for calculation of hardness-dependent standards is the hardness of the sample itself, not the hardness of a receiving water.
* Detection limit exceeds standard
† Exceedance is considered less than regulatory limit
‡ For comparison only - no analysis exists

Station Name	RR 1.5 C
Sample ID	RESE-1003061
Sample Date	8/27/2012 11:15:00 AM
Basin	Devils Canyon Watershed
Sub-basin	Rancho Rio
QC Type	Original data

Surface Water Hydrochemical Data

MONTGOMERY & ASSOCIATES

Parameters and Constituents		Standards														Results				
Name	Units	AZ Agricultural Livestock Watering		AZ Aquatic and Wildlife - Ephemeral Acute		AZ Aquatic and Wildlife - Warm Water Acute		AZ Aquatic and Wildlife - Warm Water Chronic		AZ Full Body Contact		AZ Fish Consumption		AZ Partial Body Contact		Dissolved Results	Total Results	Total Recoverable Results	Field Results	Use Exceeded
		Standard	Fraction	Standard	Fraction	Standard	Fraction	Standard	Fraction	Standard	Fraction	Standard	Fraction	Standard	Fraction					
Field Parameters																				
Dissolved oxygen	mg/l	---	---	---	---	6	---	6	---	---	---	---	---	---	---	---	---	---	8.27	---
Flow Rate	gallons/minute	---	---	---	---	---	---	---	---	---	---	---	---	---	---	---	---	---	0.1 j	---
pH (Field)	s.u.	6.5 - 9	---	6.5 - 9	---	6.5 - 9	---	6.5 - 9	---	6.5 - 9	---	---	---	6.5 - 9	---	---	---	---	6.75	---
Specific Conductance (Field)	uS/cm	---	---	---	---	---	---	---	---	---	---	---	---	---	---	---	---	---	r	---
Temperature (Field)	Deg C	---	---	---	---	---	---	---	---	---	---	---	---	---	---	---	---	---	32.30	---
Turbidity (Field)	NTUs	---	---	---	---	---	---	---	---	---	---	---	---	---	---	---	---	---	34.00	---
Inorganics																				
Alkalinity (as CaCO3)	mg/l	---	---	---	---	---	---	---	---	---	---	---	---	---	---	---	34.6	---	---	---
Bicarbonate (Calculated by M&A)	mg/l	---	---	---	---	---	---	---	---	---	---	---	---	---	---	---	42.2	---	---	---
Bicarbonate Alkalinity (as CaCO3)	mg/l	---	---	---	---	---	---	---	---	---	---	---	---	---	---	---	34.6	---	---	---
Bromide	mg/l	---	---	---	---	---	---	---	---	---	---	---	---	---	---	---	<0.100	---	---	---
Carbonate (Calculated by M&A)	mg/l	---	---	---	---	---	---	---	---	---	---	---	---	---	---	---	--	---	---	---
Carbonate Alkalinity (as CaCO3)	mg/l	---	---	---	---	---	---	---	---	---	---	---	---	---	---	---	<1.0	---	---	---
Chloride	mg/l	---	---	---	---	---	---	---	---	---	---	---	---	---	---	---	2.29	---	---	---
Fluoride	mg/l	---	---	---	---	---	---	---	---	140	---	---	---	140	---	---	0.230	---	---	---
Hardness (as CaCO3)	mg/l	---	---	---	---	---	---	---	---	---	---	---	---	---	---	---	---	32.7	---	---
Silica	mg/l	---	---	---	---	---	---	---	---	---	---	---	---	---	---	27.5	---	---	---	---
Sulfate	mg/l	---	---	---	---	---	---	---	---	---	---	---	---	---	---	---	14.4	---	---	---
Lab Parameters																				
Total Dissolved Solids (Laboratory)	mg/l	---	---	---	---	---	---	---	---	---	---	---	---	---	---	---	104	---	---	---
Total Suspended Solids	mg/l	---	---	---	---	---	---	---	---	---	---	---	---	---	---	---	22.0	---	---	---
Metals																				
Aluminum	mg/l	---	---	---	---	---	---	---	---	---	---	---	---	---	---	<0.080	---	---	---	---
Antimony	mg/l	---	---	---	---	0.088	DIS	0.03	DIS	0.747	TRC	0.64	TRC	0.747	TRC	<0.00300	---	<0.00300	---	---
Arsenic	mg/l	0.2	TRC	0.44	DIS	0.34	DIS	0.15	DIS	0.03	TRC	0.08	TRC	0.28	TRC	<0.025	---	<0.025	---	---
Barium	mg/l	---	---	---	---	---	---	---	---	98	TRC	---	---	98	TRC	---	---	0.0366	---	---
Beryllium	mg/l	---	---	---	---	---	---	---	---	1.867	TRC	0.084	TRC	1.867	TRC	---	---	<0.00200	---	---
Boron	mg/l	---	---	---	---	---	---	---	---	186.667	TRC	---	---	186.667	TRC	---	---	<0.040	---	---
Cadmium	mg/l	0.05	---	0.007683	DIS	0.002651	DIS	0.000258	DIS	0.7	TRC	0.084	TRC	0.7	TRC	0.000020 j	---	<0.002000	---	---
Calcium	mg/l	---	---	---	---	---	---	---	---	---	---	---	---	---	---	---	---	9.24	---	---
Chromium	mg/l	1	---	---	---	---	---	---	---	---	---	---	---	---	---	---	---	<0.0060	---	---
Chromium, Hexavalent‡	mg/l	---	---	0.034	DIS	0.016	DIS	0.011	DIS	2.8	TRC	0.15	TRC	2.8	TRC	---	---	<0.0060	---	---
Chromium, Trivalent‡	mg/l	---	---	0.7653	TRC	0.2281	TRC	0.0297	TRC	1400	TRC	75	TRC	1400	TRC	---	---	<0.0060	---	---
Cobalt	mg/l	---	---	---	---	---	---	---	---	---	---	---	---	---	---	<0.0060	---	---	---	---
Copper	mg/l	0.5	TRC	0.00811	DIS	0.00469	DIS	0.00345	DIS	1.3	TRC	---	---	1.3	TRC	0.00889	---	0.01100	---	AZ Aquatic and Wildlife - Ephemeral Acute AZ Aquatic and Wildlife - Warm Water Acute AZ Aquatic and Wildlife - Warm Water Chronic
Iron	mg/l	---	---	---	---	---	---	1	DIS	---	---	---	---	---	---	0.348	---	---	---	---
Lead	mg/l	0.1	TRC	0.039611	DIS	0.018769	DIS	0.000731	DIS	0.015	TRC	---	---	0.015	TRC	0.000488 j	---	<0.003000	---	---
Magnesium	mg/l	---	---	---	---	---	---	---	---	---	---	---	---	---	---	---	---	2.34	---	---
Manganese	mg/l	---	---	---	---	---	---	---	---	130.667	---	---	---	130.667	---	0.1600	---	0.1990	---	---
Mercury	mg/l	0.01	TRC	0.005	DIS	0.0024	DIS	0.00001	DIS	0.28	TRC	---	---	0.28	TRC	---	<0.00020	---	---	AZ Aquatic and Wildlife - Warm Water Chronic*
Molybdenum	mg/l	---	---	---	---	---	---	---	---	---	---	---	---	---	---	<0.0080	---	---	---	---
Nickel	mg/l	---	---	1.61521	DIS	0.18187	DIS	0.0202	DIS	28	TRC	0.511	TRC	28	TRC	0.00110	---	<0.01000	---	---
Potassium	mg/l	---	---	---	---	---	---	---	---	---	---	---	---	---	---	---	---	1.85	---	---

Station Name	RR 1.5 C
Sample ID	RESE-1003061
Sample Date	8/27/2012 11:15:00 AM
Basin	Devils Canyon Watershed
Sub-basin	Rancho Rio
QC Type	Original data

Surface Water Hydrochemical Data

MONTGOMERY & ASSOCIATES

Parameters and Constituents		Standards														Results				
Name	Units	AZ Agricultural Livestock Watering		AZ Aquatic and Wildlife - Ephemeral Acute		AZ Aquatic and Wildlife - Warm Water Acute		AZ Aquatic and Wildlife - Warm Water Chronic		AZ Full Body Contact		AZ Fish Consumption		AZ Partial Body Contact		Dissolved Results	Total Results	Total Recoverable Results	Field Results	Use Exceeded
		Standard	Fraction	Standard	Fraction	Standard	Fraction	Standard	Fraction	Standard	Fraction	Standard	Fraction	Standard	Fraction					
Metals																				
Selenium	mg/l	0.05	TRC	0.033	TRC	---	---	0.002	TRC	4.667	TRC	0.667	TRC	4.667	TRC	---	---	0.00035 jd	---	---
Silver	mg/l	---	---	0.00047	DIS	0.00047	DIS	---	---	4.667	TRC	8	TRC	4.667	TRC	<0.000100	---	<0.005000	---	---
Sodium	mg/l	---	---	---	---	---	---	---	---	---	---	---	---	---	---	---	---	6.93	---	---
Thallium	mg/l	---	---	---	---	0.7	DIS	0.15	DIS	0.075	TRC	0.001	TRC	0.075	TRC	<0.00100	---	<0.00100	---	AZ Fish Consumption*
Zinc	mg/l	25	TRC	0.4313	DIS	0.0454	DIS	0.0454	DIS	280	TRC	5.106	TRC	280	TRC	<0.0100	---	<0.0100	---	---

The hardness value used for calculation of hardness-dependent standards is the hardness of the sample itself, not the hardness of a receiving water.
* Detection limit exceeds standard
‡ For comparison only - no analysis exists

Station Name	RR 1.5 C
Sample ID	RESE-1003062
Sample Date	8/27/2012 11:30:00 AM
Basin	Devils Canyon Watershed
Sub-basin	Rancho Rio
QC Type	Field duplicates

Surface Water Hydrochemical Data

MONTGOMERY & ASSOCIATES

Parameters and Constituents		Standards														Results				
Name	Units	AZ Agricultural Livestock Watering		AZ Aquatic and Wildlife - Ephemeral Acute		AZ Aquatic and Wildlife - Warm Water Acute		AZ Aquatic and Wildlife - Warm Water Chronic		AZ Full Body Contact		AZ Fish Consumption		AZ Partial Body Contact		Dissolved Results	Total Results	Total Recoverable Results	Field Results	Use Exceeded
		Standard	Fraction	Standard	Fraction	Standard	Fraction	Standard	Fraction	Standard	Fraction	Standard	Fraction	Standard	Fraction					
Field Parameters																				
Dissolved oxygen	mg/l	---	---	---	---	6	---	6	---	---	---	---	---	---	---	---	---	---	8.27	---
Flow Rate	gallons/minute	---	---	---	---	---	---	---	---	---	---	---	---	---	---	---	---	---	0.1 j	---
pH (Field)	s.u.	6.5 - 9	---	6.5 - 9	---	6.5 - 9	---	6.5 - 9	---	6.5 - 9	---	---	---	6.5 - 9	---	---	---	---	6.75	---
Specific Conductance (Field)	uS/cm	---	---	---	---	---	---	---	---	---	---	---	---	---	---	---	---	---	r	---
Temperature (Field)	Deg C	---	---	---	---	---	---	---	---	---	---	---	---	---	---	---	---	---	32.30	---
Turbidity (Field)	NTUs	---	---	---	---	---	---	---	---	---	---	---	---	---	---	---	---	---	34.00	---
Inorganics																				
Alkalinity (as CaCO3)	mg/l	---	---	---	---	---	---	---	---	---	---	---	---	---	---	---	34.1	---	---	---
Bicarbonate (Calculated by M&A)	mg/l	---	---	---	---	---	---	---	---	---	---	---	---	---	---	---	41.6	---	---	---
Bicarbonate Alkalinity (as CaCO3)	mg/l	---	---	---	---	---	---	---	---	---	---	---	---	---	---	---	34.1	---	---	---
Bromide	mg/l	---	---	---	---	---	---	---	---	---	---	---	---	---	---	---	<0.100	---	---	---
Carbonate (Calculated by M&A)	mg/l	---	---	---	---	---	---	---	---	---	---	---	---	---	---	---	--	---	---	---
Carbonate Alkalinity (as CaCO3)	mg/l	---	---	---	---	---	---	---	---	---	---	---	---	---	---	---	<1.0	---	---	---
Chloride	mg/l	---	---	---	---	---	---	---	---	---	---	---	---	---	---	---	2.25	---	---	---
Fluoride	mg/l	---	---	---	---	---	---	---	---	140	---	---	---	140	---	---	0.210	---	---	---
Hardness (as CaCO3)	mg/l	---	---	---	---	---	---	---	---	---	---	---	---	---	---	---	---	33.3	---	---
Silica	mg/l	---	---	---	---	---	---	---	---	---	---	---	---	---	---	27.6	---	---	---	---
Sulfate	mg/l	---	---	---	---	---	---	---	---	---	---	---	---	---	---	---	14.3	---	---	---
Lab Parameters																				
Total Dissolved Solids (Laboratory)	mg/l	---	---	---	---	---	---	---	---	---	---	---	---	---	---	---	91	---	---	---
Total Suspended Solids	mg/l	---	---	---	---	---	---	---	---	---	---	---	---	---	---	---	18.0	---	---	---
Metals																				
Aluminum	mg/l	---	---	---	---	---	---	---	---	---	---	---	---	---	---	<0.080	---	---	---	---
Antimony	mg/l	---	---	---	---	0.088	DIS	0.03	DIS	0.747	TRC	0.64	TRC	0.747	TRC	<0.00300	---	<0.00300	---	---
Arsenic	mg/l	0.2	TRC	0.44	DIS	0.34	DIS	0.15	DIS	0.03	TRC	0.08	TRC	0.28	TRC	<0.025	---	<0.025	---	---
Barium	mg/l	---	---	---	---	---	---	---	---	98	TRC	---	---	98	TRC	---	---	0.0389	---	---
Beryllium	mg/l	---	---	---	---	---	---	---	---	1.867	TRC	0.084	TRC	1.867	TRC	---	---	<0.00200	---	---
Boron	mg/l	---	---	---	---	---	---	---	---	186.667	TRC	---	---	186.667	TRC	---	---	<0.040	---	---
Cadmium	mg/l	0.05	---	0.00782	DIS	0.002699	DIS	0.000261	DIS	0.7	TRC	0.084	TRC	0.7	TRC	0.000020 j	---	<0.002000	---	---
Calcium	mg/l	---	---	---	---	---	---	---	---	---	---	---	---	---	---	---	---	9.40	---	---
Chromium	mg/l	1	---	---	---	---	---	---	---	---	---	---	---	---	---	---	---	<0.0060	---	---
Chromium, Hexavalent‡	mg/l	---	---	0.034	DIS	0.016	DIS	0.011	DIS	2.8	TRC	0.15	TRC	2.8	TRC	---	---	<0.0060	---	---
Chromium, Trivalent‡	mg/l	---	---	0.7768	TRC	0.2315	TRC	0.0301	TRC	1400	TRC	75	TRC	1400	TRC	---	---	<0.0060	---	---
Cobalt	mg/l	---	---	---	---	---	---	---	---	---	---	---	---	---	---	<0.0060	---	---	---	---
Copper	mg/l	0.5	TRC	0.00825	DIS	0.00477	DIS	0.0035	DIS	1.3	TRC	---	---	1.3	TRC	0.00906	---	0.01200	---	AZ Aquatic and Wildlife - Ephemeral Acute AZ Aquatic and Wildlife - Warm Water Acute AZ Aquatic and Wildlife - Warm Water Chronic
Iron	mg/l	---	---	---	---	---	---	1	DIS	---	---	---	---	---	---	0.334	---	---	---	---
Lead	mg/l	0.1	TRC	0.040426	DIS	0.019155	DIS	0.000746	DIS	0.015	TRC	---	---	0.015	TRC	0.000493 j	---	<0.003000	---	---
Magnesium	mg/l	---	---	---	---	---	---	---	---	---	---	---	---	---	---	---	---	2.38	---	---
Manganese	mg/l	---	---	---	---	---	---	---	---	130.667	---	---	---	130.667	---	0.1560	---	0.2310	---	---
Mercury	mg/l	0.01	TRC	0.005	DIS	0.0024	DIS	0.00001	DIS	0.28	TRC	---	---	0.28	TRC	---	<0.00020	---	---	AZ Aquatic and Wildlife - Warm Water Chronic*
Molybdenum	mg/l	---	---	---	---	---	---	---	---	---	---	---	---	---	---	<0.0080	---	---	---	---
Nickel	mg/l	---	---	1.64024	DIS	0.18469	DIS	0.02051	DIS	28	TRC	0.511	TRC	28	TRC	0.00110	---	<0.01000	---	---
Potassium	mg/l	---	---	---	---	---	---	---	---	---	---	---	---	---	---	---	---	1.91	---	---

Station Name	RR 1.5 C
Sample ID	RESE-1003062
Sample Date	8/27/2012 11:30:00 AM
Basin	Devils Canyon Watershed
Sub-basin	Rancho Rio
QC Type	Field duplicates

Surface Water Hydrochemical Data

MONTGOMERY & ASSOCIATES

Parameters and Constituents		Standards														Results				
Name	Units	AZ Agricultural Livestock Watering		AZ Aquatic and Wildlife - Ephemeral Acute		AZ Aquatic and Wildlife - Warm Water Acute		AZ Aquatic and Wildlife - Warm Water Chronic		AZ Full Body Contact		AZ Fish Consumption		AZ Partial Body Contact		Dissolved Results	Total Results	Total Recoverable Results	Field Results	Use Exceeded
		Standard	Fraction	Standard	Fraction	Standard	Fraction	Standard	Fraction	Standard	Fraction	Standard	Fraction	Standard	Fraction					
Metals																				
Selenium	mg/l	0.05	TRC	0.033	TRC	---	---	0.002	TRC	4.667	TRC	0.667	TRC	4.667	TRC	---	---	<0.00028	---	---
Silver	mg/l	---	---	0.000485	DIS	0.000485	DIS	---	---	4.667	TRC	8	TRC	4.667	TRC	<0.000100	---	<0.005000	---	---
Sodium	mg/l	---	---	---	---	---	---	---	---	---	---	---	---	---	---	---	---	7.07	---	---
Thallium	mg/l	---	---	---	---	0.7	DIS	0.15	DIS	0.075	TRC	0.001	TRC	0.075	TRC	<0.00100	---	<0.00100	---	AZ Fish Consumption*
Zinc	mg/l	25	TRC	0.438	DIS	0.0462	DIS	0.0462	DIS	280	TRC	5.106	TRC	280	TRC	<0.0100	---	<0.0100	---	---

The hardness value used for calculation of hardness-dependent standards is the hardness of the sample itself, not the hardness of a receiving water.
* Detection limit exceeds standard
‡ For comparison only - no analysis exists

Explanation of Codes

Absent = Analyte not present	ND = Not Detected
ge = Greater than or equal to reported value	Not Applicable = Analyte not applicable
i = Insufficient sample	q = Uncertain value
j = Estimated value	r = Unusable data
j+ = Estimated value, high bias	< = Less than reported detection limit
j- = Estimated value, low bias	> = Greater than reported value
Lost = Sample lost in processing	d = Diluted. Diluted samples are indicated only when value is estimated.
n = Not measured	LD = Laboratory duplicate
na = Not available	SP = Split sample
Present = Analyte was detected	SPD = Split-Duplicate

Station Name	Government Springs
Sample ID	RESE-1002112
Sample Date	12/15/2009 10:30:00 AM
Basin	Mineral Creek Watershed
Sub-basin	unknown
QC Type	Original data

Surface Water Hydrochemical Data

MONTGOMERY & ASSOCIATES

Parameters and Constituents		Standards														Results				
Name	Units	AZ Agricultural Livestock Watering		AZ Aquatic and Wildlife - Ephemeral Acute		AZ Aquatic and Wildlife - Warm Water Acute		AZ Aquatic and Wildlife - Warm Water Chronic		AZ Full Body Contact		AZ Fish Consumption		AZ Partial Body Contact		Dissolved Results	Total Results	Total Recoverable Results	Field Results	Use Exceeded
		Standard	Fraction	Standard	Fraction	Standard	Fraction	Standard	Fraction	Standard	Fraction	Standard	Fraction	Standard	Fraction					
Field Parameters																				
pH (Field)	s.u.	6.5 - 9	---	6.5 - 9	---	6.5 - 9	---	6.5 - 9	---	6.5 - 9	---	---	---	6.5 - 9	---	---	---	---	7.23	---
Inorganics																				
Alkalinity (as CaCO3)	mg/l	---	---	---	---	---	---	---	---	---	---	---	---	---	---	---	304	---	---	---
Bicarbonate (Calculated by M&A)	mg/l	---	---	---	---	---	---	---	---	---	---	---	---	---	---	---	371	---	---	---
Bicarbonate Alkalinity (as CaCO3)	mg/l	---	---	---	---	---	---	---	---	---	---	---	---	---	---	---	304	---	---	---
Bromide	mg/l	---	---	---	---	---	---	---	---	---	---	---	---	---	---	---	0.134	---	---	---
Carbonate (Calculated by M&A)	mg/l	---	---	---	---	---	---	---	---	---	---	---	---	---	---	---	--	---	---	---
Carbonate Alkalinity (as CaCO3)	mg/l	---	---	---	---	---	---	---	---	---	---	---	---	---	---	---	<1.0	---	---	---
Chloride	mg/l	---	---	---	---	---	---	---	---	---	---	---	---	---	---	---	17.9	---	---	---
Fluoride	mg/l	---	---	---	---	---	---	---	---	140	---	---	---	140	---	---	0.386	---	---	---
Hardness (as CaCO3)	mg/l	---	---	---	---	---	---	---	---	---	---	---	---	---	---	---	---	314	---	---
Silica	mg/l	---	---	---	---	---	---	---	---	---	---	---	---	---	---	41.6	---	---	---	---
Sulfate	mg/l	---	---	---	---	---	---	---	---	---	---	---	---	---	---	---	49.3	---	---	---
Lab Parameters																				
Total Dissolved Solids (Laboratory)	mg/l	---	---	---	---	---	---	---	---	---	---	---	---	---	---	---	423	---	---	---
Total Suspended Solids	mg/l	---	---	---	---	---	---	---	---	---	---	---	---	---	---	---	<5.0	---	---	---
Metals																				
Aluminum	mg/l	---	---	---	---	---	---	---	---	---	---	---	---	---	---	<0.080	---	---	---	---
Antimony	mg/l	---	---	---	---	0.088	DIS	0.03	DIS	0.747	TRC	0.64	TRC	0.747	TRC	<0.00300	---	<0.00300	---	---
Arsenic	mg/l	0.2	TRC	0.44	DIS	0.34	DIS	0.15	DIS	0.03	TRC	0.08	TRC	0.28	TRC	<0.025	---	<0.025	---	---
Barium	mg/l	---	---	---	---	---	---	---	---	98	TRC	---	---	98	TRC	0.0643	---	---	---	---
Beryllium	mg/l	---	---	---	---	---	---	---	---	1.867	TRC	0.084	TRC	1.867	TRC	---	---	<0.00200	---	---
Boron	mg/l	---	---	---	---	---	---	---	---	186.667	TRC	---	---	186.667	TRC	---	---	<0.040	---	---
Cadmium	mg/l	0.05	---	0.06928	DIS	0.023907	DIS	0.001241	DIS	0.7	TRC	0.084	TRC	0.7	TRC	<0.000024	---	<0.002000	---	---
Calcium	mg/l	---	---	---	---	---	---	---	---	---	---	---	---	---	---	---	---	78.3	---	---
Chromium	mg/l	1	---	---	---	---	---	---	---	---	---	---	---	---	---	---	---	<0.0060	---	---
Chromium, Hexavalent‡	mg/l	---	---	0.034	DIS	0.016	DIS	0.011	DIS	2.8	TRC	0.15	TRC	2.8	TRC	---	---	<0.0060	---	---
Chromium, Trivalent‡	mg/l	---	---	4.8797	TRC	1.4544	TRC	0.1892	TRC	1400	TRC	75	TRC	1400	TRC	---	---	<0.0060	---	---
Cobalt	mg/l	---	---	---	---	---	---	---	---	---	---	---	---	---	---	<0.0060	---	---	---	---
Copper	mg/l	0.5	TRC	0.06836	DIS	0.0395	DIS	0.02381	DIS	1.3	TRC	---	---	1.3	TRC	0.00231	---	<0.01000	---	---
Iron	mg/l	---	---	---	---	---	---	1	DIS	---	---	---	---	---	---	<0.060	---	---	---	---
Lead	mg/l	0.1	TRC	0.461606	DIS	0.218724	DIS	0.008523	DIS	0.015	TRC	---	---	0.015	TRC	0.000172 j	---	<0.003000	---	---
Magnesium	mg/l	---	---	---	---	---	---	---	---	---	---	---	---	---	---	---	---	28.7	---	---
Manganese	mg/l	---	---	---	---	---	---	---	---	130.667	---	---	---	130.667	---	<0.0040	---	<0.0040	---	---
Mercury	mg/l	0.01	TRC	0.005	DIS	0.0024	DIS	0.00001	DIS	0.28	TRC	---	---	0.28	TRC	---	<0.00020	---	---	AZ Aquatic and Wildlife - Warm Water Chronic*
Molybdenum	mg/l	---	---	---	---	---	---	---	---	---	---	---	---	---	---	<0.0080	---	---	---	---
Nickel	mg/l	---	---	10.9477	DIS	1.23273	DIS	0.13692	DIS	28	TRC	0.511	TRC	28	TRC	0.00161	---	<0.01000	---	---
Potassium	mg/l	---	---	---	---	---	---	---	---	---	---	---	---	---	---	---	---	1.90	---	---
Selenium	mg/l	0.05	TRC	0.033	TRC	---	---	0.002	TRC	4.667	TRC	0.667	TRC	4.667	TRC	---	---	0.00060 jd	---	---
Silver	mg/l	---	---	0.023022	DIS	0.023022	DIS	---	---	4.667	TRC	8	TRC	4.667	TRC	<0.000100	---	<0.005000	---	---
Sodium	mg/l	---	---	---	---	---	---	---	---	---	---	---	---	---	---	---	---	27.3	---	---
Strontium	mg/l	---	---	---	---	---	---	---	---	---	---	---	---	---	---	0.285	---	---	---	---
Thallium	mg/l	---	---	---	---	0.7	DIS	0.15	DIS	0.075	TRC	0.001	TRC	0.075	TRC	<0.00100	---	<0.00100	---	AZ Fish Consumption*
Zinc	mg/l	25	TRC	2.9319	DIS	0.309	DIS	0.309	DIS	280	TRC	5.106	TRC	280	TRC	<0.0100	---	<0.0100	---	---
Other																				
Dissolved Organic Carbon	mg/l	---	---	---	---	---	---	---	---	---	---	---	---	---	---	<1.00	---	---	---	---

The hardness value used for calculation of hardness-dependent standards is the hardness of the sample itself, not the hardness of a receiving water.

* Detection limit exceeds standard

‡ For comparison only - no analysis exists

Station Name	Government Springs
Sample ID	RESE-1002130
Sample Date	3/18/2010 9:30:00 AM
Basin	Mineral Creek Watershed
Sub-basin	unknown
QC Type	Original data

Surface Water Hydrochemical Data

MONTGOMERY & ASSOCIATES

Parameters and Constituents		Standards														Results				
Name	Units	AZ Agricultural Livestock Watering		AZ Aquatic and Wildlife - Ephemeral Acute		AZ Aquatic and Wildlife - Warm Water Acute		AZ Aquatic and Wildlife - Warm Water Chronic		AZ Full Body Contact		AZ Fish Consumption		AZ Partial Body Contact		Dissolved Results	Total Results	Total Recoverable Results	Field Results	Use Exceeded
		Standard	Fraction	Standard	Fraction	Standard	Fraction	Standard	Fraction	Standard	Fraction	Standard	Fraction	Standard	Fraction					
Field Parameters																				
Dissolved oxygen	mg/l	---	---	---	---	6	---	6	---	---	---	---	---	---	---	---	---	---	4.90	AZ Aquatic and Wildlife - Warm Water Acute† AZ Aquatic and Wildlife - Warm Water Chronic†
Flow Rate	gallons/minute	---	---	---	---	---	---	---	---	---	---	---	---	---	---	---	---	---	3 j	---
pH (Field)	s.u.	6.5 - 9	---	6.5 - 9	---	6.5 - 9	---	6.5 - 9	---	6.5 - 9	---	---	---	6.5 - 9	---	---	---	---	6.94	---
Specific Conductance (Field)	uS/cm	---	---	---	---	---	---	---	---	---	---	---	---	---	---	---	---	---	583.0	---
Temperature (Field)	Deg C	---	---	---	---	---	---	---	---	---	---	---	---	---	---	---	---	---	21.90	---
Turbidity (Field)	NTUs	---	---	---	---	---	---	---	---	---	---	---	---	---	---	---	---	---	1.43	---
Metals																				
Strontium (by isotope dilution)	ppm	---	---	---	---	---	---	---	---	---	---	---	---	---	---	---	0.2930	---	---	---
Uranium	mg/l	---	---	---	---	---	---	---	---	2.8	---	---	---	2.8	---	---	0.0032	---	---	---
Radiogenic Isotopes																				
Carbon 14	pmC	---	---	---	---	---	---	---	---	---	---	---	---	---	---	---	93.73	---	---	---
Strontium 87/86	none	---	---	---	---	---	---	---	---	---	---	---	---	---	---	---	0.712608	---	---	---
Tritium	TU	---	---	---	---	---	---	---	---	---	---	---	---	---	---	---	1.71	---	---	---
Radiologicals																				
Gross Alpha	pCi/l	---	---	---	---	---	---	---	---	---	---	---	---	---	---	---	5.1	---	---	---
Gross Beta	pCi/l	---	---	---	---	---	---	---	---	---	---	---	---	---	---	---	3.5	---	---	---
Uranium Activity (Calc 200.8)	pCi/l	---	---	---	---	---	---	---	---	---	---	---	---	---	---	---	2.1	---	---	---
Uranium Activity (Calc 907.0)	pCi/l	---	---	---	---	---	---	---	---	---	---	---	---	---	---	---	3.7	---	---	---
Radionuclides																				
Radium 226	pCi/l	---	---	---	---	---	---	---	---	---	---	---	---	---	---	---	<0.23	---	---	---
Radium 226 + Radium 228	pCi/l	---	---	---	---	---	---	---	---	---	---	---	---	---	---	---	--	---	---	---
Radium 228	pCi/l	---	---	---	---	---	---	---	---	---	---	---	---	---	---	---	<1.20	---	---	---
U-234/U-238	none	---	---	---	---	---	---	---	---	---	---	---	---	---	---	---	2.5	---	---	---
Uranium 234	pCi/l	---	---	---	---	---	---	---	---	---	---	---	---	---	---	---	2.5	---	---	---
Uranium 235	pCi/l	---	---	---	---	---	---	---	---	---	---	---	---	---	---	---	<0.10	---	---	---
Uranium 238	pCi/l	---	---	---	---	---	---	---	---	---	---	---	---	---	---	---	1.00	---	---	---
Stable Isotopes																				
Delta Carbon-13 of DIC	per mil	---	---	---	---	---	---	---	---	---	---	---	---	---	---	---	-15.4	---	---	---
Delta Deuterium	per mil	---	---	---	---	---	---	---	---	---	---	---	---	---	---	---	-69.6	---	---	---
Delta Oxygen-18	per mil	---	---	---	---	---	---	---	---	---	---	---	---	---	---	---	-9.39	---	---	---
Delta Oxygen-18 of Sulfate	per mil	---	---	---	---	---	---	---	---	---	---	---	---	---	---	---	4.06	---	---	---
Delta Sulfur-34	per mil	---	---	---	---	---	---	---	---	---	---	---	---	---	---	---	0.0	---	---	---

The hardness value used for calculation of hardness-dependent standards is the hardness of the sample itself, not the hardness of a receiving water.

† Exceedance is considered less than regulatory limit

Station Name	Government Springs
Sample ID	RESE-1002181
Sample Date	8/29/2011 9:30:00 AM
Basin	Mineral Creek Watershed
Sub-basin	unknown
QC Type	Original data

Surface Water Hydrochemical Data

MONTGOMERY & ASSOCIATES

Parameters and Constituents		Standards														Results				
Name	Units	AZ Agricultural Livestock Watering		AZ Aquatic and Wildlife - Ephemeral Acute		AZ Aquatic and Wildlife - Warm Water Acute		AZ Aquatic and Wildlife - Warm Water Chronic		AZ Full Body Contact		AZ Fish Consumption		AZ Partial Body Contact		Dissolved Results	Total Results	Total Recoverable Results	Field Results	Use Exceeded
		Standard	Fraction	Standard	Fraction	Standard	Fraction	Standard	Fraction	Standard	Fraction	Standard	Fraction	Standard	Fraction					
Field Parameters																				
Dissolved oxygen	mg/l	---	---	---	---	6	---	6	---	---	---	---	---	---	---	---	---	---	8.22	---
pH (Field)	s.u.	6.5 - 9	---	6.5 - 9	---	6.5 - 9	---	6.5 - 9	---	6.5 - 9	---	---	---	6.5 - 9	---	---	---	---	7.23	---
Specific Conductance (Field)	uS/cm	---	---	---	---	---	---	---	---	---	---	---	---	---	---	---	---	---	612.0	---
Temperature (Field)	Deg C	---	---	---	---	---	---	---	---	---	---	---	---	---	---	---	---	---	21.90	---
Turbidity (Field)	NTUs	---	---	---	---	---	---	---	---	---	---	---	---	---	---	---	---	---	4.92	---
Inorganics																				
Alkalinity (as CaCO3)	mg/l	---	---	---	---	---	---	---	---	---	---	---	---	---	---	---	313	---	---	---
Bicarbonate (Calculated by M&A)	mg/l	---	---	---	---	---	---	---	---	---	---	---	---	---	---	---	382	---	---	---
Bicarbonate Alkalinity (as CaCO3)	mg/l	---	---	---	---	---	---	---	---	---	---	---	---	---	---	---	313	---	---	---
Bromide	mg/l	---	---	---	---	---	---	---	---	---	---	---	---	---	---	---	0.150	---	---	---
Carbonate (Calculated by M&A)	mg/l	---	---	---	---	---	---	---	---	---	---	---	---	---	---	---	--	---	---	---
Carbonate Alkalinity (as CaCO3)	mg/l	---	---	---	---	---	---	---	---	---	---	---	---	---	---	---	<1.0	---	---	---
Chloride	mg/l	---	---	---	---	---	---	---	---	---	---	---	---	---	---	---	15.6	---	---	---
Fluoride	mg/l	---	---	---	---	---	---	---	---	140	---	---	---	140	---	---	0.350	---	---	---
Hardness (as CaCO3)	mg/l	---	---	---	---	---	---	---	---	---	---	---	---	---	---	---	---	314	---	---
Silica	mg/l	---	---	---	---	---	---	---	---	---	---	---	---	---	---	38.6	---	---	---	---
Sulfate	mg/l	---	---	---	---	---	---	---	---	---	---	---	---	---	---	---	44.7	---	---	---
Lab Parameters																				
Total Dissolved Solids (Laboratory)	mg/l	---	---	---	---	---	---	---	---	---	---	---	---	---	---	---	437	---	---	---
Total Suspended Solids	mg/l	---	---	---	---	---	---	---	---	---	---	---	---	---	---	---	<5.0	---	---	---
Metals																				
Aluminum	mg/l	---	---	---	---	---	---	---	---	---	---	---	---	---	---	<0.080	---	---	---	---
Antimony	mg/l	---	---	---	---	0.088	DIS	0.03	DIS	0.747	TRC	0.64	TRC	0.747	TRC	<0.00300	---	<0.00300	---	---
Arsenic	mg/l	0.2	TRC	0.44	DIS	0.34	DIS	0.15	DIS	0.03	TRC	0.08	TRC	0.28	TRC	<0.025	---	<0.025	---	---
Barium	mg/l	---	---	---	---	---	---	---	---	98	TRC	---	---	98	TRC	---	---	0.0612	---	---
Beryllium	mg/l	---	---	---	---	---	---	---	---	1.867	TRC	0.084	TRC	1.867	TRC	---	---	<0.00200	---	---
Boron	mg/l	---	---	---	---	---	---	---	---	186.667	TRC	---	---	186.667	TRC	---	---	<0.040	---	---
Cadmium	mg/l	0.05	---	0.06928	DIS	0.023907	DIS	0.001241	DIS	0.7	TRC	0.084	TRC	0.7	TRC	<0.000026	---	<0.002000	---	---
Calcium	mg/l	---	---	---	---	---	---	---	---	---	---	---	---	---	---	---	---	79.8	---	---
Chromium	mg/l	1	---	---	---	---	---	---	---	---	---	---	---	---	---	---	---	<0.0060	---	---
Chromium, Hexavalent‡	mg/l	---	---	0.034	DIS	0.016	DIS	0.011	DIS	2.8	TRC	0.15	TRC	2.8	TRC	---	---	<0.0060	---	---
Chromium, Trivalent‡	mg/l	---	---	4.8797	TRC	1.4544	TRC	0.1892	TRC	1400	TRC	75	TRC	1400	TRC	---	---	<0.0060	---	---
Cobalt	mg/l	---	---	---	---	---	---	---	---	---	---	---	---	---	---	<0.0060	---	---	---	---
Copper	mg/l	0.5	TRC	0.06836	DIS	0.0395	DIS	0.02381	DIS	1.3	TRC	---	---	1.3	TRC	0.00343	---	<0.01000	---	---
Iron	mg/l	---	---	---	---	---	---	1	DIS	---	---	---	---	---	---	<0.060	---	---	---	---
Lead	mg/l	0.1	TRC	0.461606	DIS	0.218724	DIS	0.008523	DIS	0.015	TRC	---	---	0.015	TRC	0.000158 j	---	<0.003000	---	---
Magnesium	mg/l	---	---	---	---	---	---	---	---	---	---	---	---	---	---	---	---	27.8	---	---
Manganese	mg/l	---	---	---	---	---	---	---	---	130.667	---	---	---	130.667	---	<0.0040	---	<0.0040	---	---
Mercury	mg/l	0.01	TRC	0.005	DIS	0.0024	DIS	0.00001	DIS	0.28	TRC	---	---	0.28	TRC	---	<0.00020	---	---	AZ Aquatic and Wildlife - Warm Water Chronic*
Molybdenum	mg/l	---	---	---	---	---	---	---	---	---	---	---	---	---	---	<0.0080	---	---	---	---
Nickel	mg/l	---	---	10.9477	DIS	1.23273	DIS	0.13692	DIS	28	TRC	0.511	TRC	28	TRC	0.00245	---	<0.01000	---	---
Potassium	mg/l	---	---	---	---	---	---	---	---	---	---	---	---	---	---	---	---	2.41	---	---
Selenium	mg/l	0.05	TRC	0.033	TRC	---	---	0.002	TRC	4.667	TRC	0.667	TRC	4.667	TRC	---	---	<0.00070	---	---
Silver	mg/l	---	---	0.023022	DIS	0.023022	DIS	---	---	4.667	TRC	8	TRC	4.667	TRC	<0.000100	---	<0.005000	---	---
Sodium	mg/l	---	---	---	---	---	---	---	---	---	---	---	---	---	---	---	---	26.9	---	---

Station Name	Government Springs
Sample ID	RESE-1002181
Sample Date	8/29/2011 9:30:00 AM
Basin	Mineral Creek Watershed
Sub-basin	unknown
QC Type	Original data

Surface Water Hydrochemical Data

MONTGOMERY & ASSOCIATES

Parameters and Constituents		Standards														Results				
Name	Units	AZ Agricultural Livestock Watering		AZ Aquatic and Wildlife - Ephemeral Acute		AZ Aquatic and Wildlife - Warm Water Acute		AZ Aquatic and Wildlife - Warm Water Chronic		AZ Full Body Contact		AZ Fish Consumption		AZ Partial Body Contact		Dissolved Results	Total Results	Total Recoverable Results	Field Results	Use Exceeded
		Standard	Fraction	Standard	Fraction	Standard	Fraction	Standard	Fraction	Standard	Fraction	Standard	Fraction	Standard	Fraction					
Metals																				
Strontium (by isotope dilution)	ppm	---	---	---	---	---	---	---	---	---	---	---	---	---	---	---	0.2780	---	---	---
Thallium	mg/l	---	---	---	---	0.7	DIS	0.15	DIS	0.075	TRC	0.001	TRC	0.075	TRC	<0.00100	---	<0.00100	---	AZ Fish Consumption*
Uranium	mg/l	---	---	---	---	---	---	---	---	2.8	---	---	---	2.8	---	---	0.0033	---	---	---
Zinc	mg/l	25	TRC	2.9319	DIS	0.309	DIS	0.309	DIS	280	TRC	5.106	TRC	280	TRC	<0.0100	---	<0.0100	---	---
Radiogenic Isotopes																				
Carbon 14	pmC	---	---	---	---	---	---	---	---	---	---	---	---	---	---	---	97.78	---	---	---
Strontium 87/86	none	---	---	---	---	---	---	---	---	---	---	---	---	---	---	---	0.712603	---	---	---
Tritium	TU	---	---	---	---	---	---	---	---	---	---	---	---	---	---	---	2.31	---	---	---
Radiologicals																				
Gross Alpha	pCi/l	---	---	---	---	---	---	---	---	---	---	---	---	---	---	---	3.5	---	---	---
Gross Alpha, Adjusted	pCi/l	---	---	---	---	---	---	---	---	---	---	---	---	---	---	---	0.7	---	---	---
Gross Beta	pCi/l	---	---	---	---	---	---	---	---	---	---	---	---	---	---	---	9.3	---	---	---
Radionuclides																				
Radium 226	pCi/l	---	---	---	---	---	---	---	---	---	---	---	---	---	---	---	<0.24	---	---	---
Radium 226 + Radium 228	pCi/l	---	---	---	---	---	---	---	---	---	---	---	---	---	---	---	--	---	---	---
Radium 228	pCi/l	---	---	---	---	---	---	---	---	---	---	---	---	---	---	---	<1.20	---	---	---
Uranium 234	pCi/l	---	---	---	---	---	---	---	---	---	---	---	---	---	---	---	2.8	---	---	---
Uranium 235	pCi/l	---	---	---	---	---	---	---	---	---	---	---	---	---	---	---	<0.95	---	---	---
Uranium 238	pCi/l	---	---	---	---	---	---	---	---	---	---	---	---	---	---	---	<0.95	---	---	---
Stable Isotopes																				
Delta Carbon-13 of DIC	per mil	---	---	---	---	---	---	---	---	---	---	---	---	---	---	---	-14.2	---	---	---
Delta Deuterium	per mil	---	---	---	---	---	---	---	---	---	---	---	---	---	---	---	-69.1	---	---	---
Delta Oxygen-18	per mil	---	---	---	---	---	---	---	---	---	---	---	---	---	---	---	-9.58	---	---	---
Delta Oxygen-18 of Sulfate	per mil	---	---	---	---	---	---	---	---	---	---	---	---	---	---	---	1.60	---	---	---
Delta Sulfur-34	per mil	---	---	---	---	---	---	---	---	---	---	---	---	---	---	---	-0.1	---	---	---

The hardness value used for calculation of hardness-dependent standards is the hardness of the sample itself, not the hardness of a receiving water.
* Detection limit exceeds standard
‡ For comparison only - no analysis exists

Station Name	Government Springs
Sample ID	RESE-1002199
Sample Date	12/8/2011 9:40:00 AM
Basin	Mineral Creek Watershed
Sub-basin	unknown
QC Type	Original data

Surface Water Hydrochemical Data

MONTGOMERY & ASSOCIATES

Parameters and Constituents		Standards														Results				
Name	Units	AZ Agricultural Livestock Watering		AZ Aquatic and Wildlife - Ephemeral Acute		AZ Aquatic and Wildlife - Warm Water Acute		AZ Aquatic and Wildlife - Warm Water Chronic		AZ Full Body Contact		AZ Fish Consumption		AZ Partial Body Contact		Dissolved Results	Total Results	Total Recoverable Results	Field Results	Use Exceeded
		Standard	Fraction	Standard	Fraction	Standard	Fraction	Standard	Fraction	Standard	Fraction	Standard	Fraction	Standard	Fraction					
Field Parameters																				
Dissolved oxygen	mg/l	---	---	---	---	6	---	6	---	---	---	---	---	---	---	---	---	---	7.03	---
Flow Rate	gallons/minute	---	---	---	---	---	---	---	---	---	---	---	---	---	---	---	---	---	0 j	---
pH (Field)	s.u.	6.5 - 9	---	6.5 - 9	---	6.5 - 9	---	6.5 - 9	---	6.5 - 9	---	---	---	6.5 - 9	---	---	---	---	7.28	---
Specific Conductance (Field)	uS/cm	---	---	---	---	---	---	---	---	---	---	---	---	---	---	---	---	---	565.0	---
Temperature (Field)	Deg C	---	---	---	---	---	---	---	---	---	---	---	---	---	---	---	---	---	21.30	---
Turbidity (Field)	NTUs	---	---	---	---	---	---	---	---	---	---	---	---	---	---	---	---	---	3.46	---
Inorganics																				
Alkalinity (as CaCO3)	mg/l	---	---	---	---	---	---	---	---	---	---	---	---	---	---	---	309	---	---	---
Bicarbonate (Calculated by M&A)	mg/l	---	---	---	---	---	---	---	---	---	---	---	---	---	---	---	377	---	---	---
Bicarbonate Alkalinity (as CaCO3)	mg/l	---	---	---	---	---	---	---	---	---	---	---	---	---	---	---	309	---	---	---
Bromide	mg/l	---	---	---	---	---	---	---	---	---	---	---	---	---	---	---	0.120	---	---	---
Carbonate (Calculated by M&A)	mg/l	---	---	---	---	---	---	---	---	---	---	---	---	---	---	---	--	---	---	---
Carbonate Alkalinity (as CaCO3)	mg/l	---	---	---	---	---	---	---	---	---	---	---	---	---	---	---	<1.0	---	---	---
Chloride	mg/l	---	---	---	---	---	---	---	---	---	---	---	---	---	---	---	19.0	---	---	---
Fluoride	mg/l	---	---	---	---	---	---	---	---	140	---	---	---	140	---	---	0.590	---	---	---
Hardness (as CaCO3)	mg/l	---	---	---	---	---	---	---	---	---	---	---	---	---	---	---	---	339	---	---
Silica	mg/l	---	---	---	---	---	---	---	---	---	---	---	---	---	---	39.7	---	---	---	---
Sulfate	mg/l	---	---	---	---	---	---	---	---	---	---	---	---	---	---	---	49.9	---	---	---
Lab Parameters																				
Total Dissolved Solids (Laboratory)	mg/l	---	---	---	---	---	---	---	---	---	---	---	---	---	---	---	424	---	---	---
Total Suspended Solids	mg/l	---	---	---	---	---	---	---	---	---	---	---	---	---	---	---	<5.0	---	---	---
Metals																				
Aluminum	mg/l	---	---	---	---	---	---	---	---	---	---	---	---	---	---	<0.080	---	---	---	---
Antimony	mg/l	---	---	---	---	0.088	DIS	0.03	DIS	0.747	TRC	0.64	TRC	0.747	TRC	<0.00300	---	<0.00300	---	---
Arsenic	mg/l	0.2	TRC	0.44	DIS	0.34	DIS	0.15	DIS	0.03	TRC	0.08	TRC	0.28	TRC	<0.025	---	<0.025	---	---
Barium	mg/l	---	---	---	---	---	---	---	---	98	TRC	---	---	98	TRC	---	---	0.0654	---	---
Beryllium	mg/l	---	---	---	---	---	---	---	---	1.867	TRC	0.084	TRC	1.867	TRC	---	---	<0.00200	---	---
Boron	mg/l	---	---	---	---	---	---	---	---	186.667	TRC	---	---	186.667	TRC	---	---	<0.040	---	---
Cadmium	mg/l	0.05	---	0.074624	DIS	0.025751	DIS	0.001309	DIS	0.7	TRC	0.084	TRC	0.7	TRC	<0.000026	---	<0.002000	---	---
Calcium	mg/l	---	---	---	---	---	---	---	---	---	---	---	---	---	---	---	---	85.4	---	---
Chromium	mg/l	1	---	---	---	---	---	---	---	---	---	---	---	---	---	---	---	<0.0060	---	---
Chromium, Hexavalent‡	mg/l	---	---	0.034	DIS	0.016	DIS	0.011	DIS	2.8	TRC	0.15	TRC	2.8	TRC	---	---	<0.0060	---	---
Chromium, Trivalent‡	mg/l	---	---	5.1957	TRC	1.5486	TRC	0.2014	TRC	1400	TRC	75	TRC	1400	TRC	---	---	<0.0060	---	---
Cobalt	mg/l	---	---	---	---	---	---	---	---	---	---	---	---	---	---	<0.0060	---	---	---	---
Copper	mg/l	0.5	TRC	0.07348	DIS	0.04245	DIS	0.02542	DIS	1.3	TRC	---	---	1.3	TRC	0.00268	---	<0.01000	---	---
Iron	mg/l	---	---	---	---	---	---	1	DIS	---	---	---	---	---	---	<0.060	---	---	---	---
Lead	mg/l	0.1	TRC	0.499791	DIS	0.236818	DIS	0.009228	DIS	0.015	TRC	---	---	0.015	TRC	0.000269 j	---	<0.003000	---	---
Magnesium	mg/l	---	---	---	---	---	---	---	---	---	---	---	---	---	---	---	---	30.5	---	---
Manganese	mg/l	---	---	---	---	---	---	---	---	130.667	---	---	---	130.667	---	<0.0040	---	<0.0040	---	---
Mercury	mg/l	0.01	TRC	0.005	DIS	0.0024	DIS	0.00001	DIS	0.28	TRC	---	---	0.28	TRC	---	<0.00020	---	---	AZ Aquatic and Wildlife - Warm Water Chronic*
Molybdenum	mg/l	---	---	---	---	---	---	---	---	---	---	---	---	---	---	0.0090	---	---	---	---
Nickel	mg/l	---	---	11.68071	DIS	1.31527	DIS	0.14609	DIS	28	TRC	0.511	TRC	28	TRC	0.00341	---	<0.01000	---	---
Potassium	mg/l	---	---	---	---	---	---	---	---	---	---	---	---	---	---	---	---	2.45	---	---
Selenium	mg/l	0.05	TRC	0.033	TRC	---	---	0.002	TRC	4.667	TRC	0.667	TRC	4.667	TRC	---	---	<0.00070	---	---
Silver	mg/l	---	---	0.026264	DIS	0.026264	DIS	---	---	4.667	TRC	8	TRC	4.667	TRC	<0.000100	---	<0.005000	---	---

Station Name	Government Springs
Sample ID	RESE-1002199
Sample Date	12/8/2011 9:40:00 AM
Basin	Mineral Creek Watershed
Sub-basin	unknown
QC Type	Original data

Surface Water Hydrochemical Data

MONTGOMERY & ASSOCIATES

Parameters and Constituents		Standards														Results				
Name	Units	AZ Agricultural Livestock Watering		AZ Aquatic and Wildlife - Ephemeral Acute		AZ Aquatic and Wildlife - Warm Water Acute		AZ Aquatic and Wildlife - Warm Water Chronic		AZ Full Body Contact		AZ Fish Consumption		AZ Partial Body Contact		Dissolved Results	Total Results	Total Recoverable Results	Field Results	Use Exceeded
		Standard	Fraction	Standard	Fraction	Standard	Fraction	Standard	Fraction	Standard	Fraction	Standard	Fraction	Standard	Fraction					
Metals																				
Sodium	mg/l	---	---	---	---	---	---	---	---	---	---	---	---	---	---	---	---	28.7	---	---
Thallium	mg/l	---	---	---	---	0.7	DIS	0.15	DIS	0.075	TRC	0.001	TRC	0.075	TRC	<0.00100	---	<0.00100	---	AZ Fish Consumption*
Zinc	mg/l	25	TRC	3.1285	DIS	0.3297	DIS	0.3297	DIS	280	TRC	5.106	TRC	280	TRC	<0.0100	---	<0.0100	---	---

The hardness value used for calculation of hardness-dependent standards is the hardness of the sample itself, not the hardness of a receiving water.
* Detection limit exceeds standard
‡ For comparison only - no analysis exists

Station Name	Government Springs
Sample ID	RESE-1002209
Sample Date	2/28/2012 9:22:00 AM
Basin	Mineral Creek Watershed
Sub-basin	unknown
QC Type	Original data

Surface Water Hydrochemical Data

MONTGOMERY & ASSOCIATES

Parameters and Constituents		Standards														Results				
Name	Units	AZ Agricultural Livestock Watering		AZ Aquatic and Wildlife - Ephemeral Acute		AZ Aquatic and Wildlife - Warm Water Acute		AZ Aquatic and Wildlife - Warm Water Chronic		AZ Full Body Contact		AZ Fish Consumption		AZ Partial Body Contact		Dissolved Results	Total Results	Total Recoverable Results	Field Results	Use Exceeded
		Standard	Fraction	Standard	Fraction	Standard	Fraction	Standard	Fraction	Standard	Fraction	Standard	Fraction	Standard	Fraction					
Field Parameters																				
Dissolved oxygen	mg/l	---	---	---	---	6	---	6	---	---	---	---	---	---	---	---	---	---	5.92	AZ Aquatic and Wildlife - Warm Water Acute† AZ Aquatic and Wildlife - Warm Water Chronic†
Flow Rate	gallons/minute	---	---	---	---	---	---	---	---	---	---	---	---	---	---	---	---	---	---	---
pH (Field)	s.u.	6.5 - 9	---	6.5 - 9	---	6.5 - 9	---	6.5 - 9	---	6.5 - 9	---	---	---	6.5 - 9	---	---	---	---	7.41	---
Specific Conductance (Field)	uS/cm	---	---	---	---	---	---	---	---	---	---	---	---	---	---	---	---	---	624.0	---
Temperature (Field)	Deg C	---	---	---	---	---	---	---	---	---	---	---	---	---	---	---	---	---	21.10	---
Turbidity (Field)	NTUs	---	---	---	---	---	---	---	---	---	---	---	---	---	---	---	---	---	2.48	---
Inorganics																				
Alkalinity (as CaCO3)	mg/l	---	---	---	---	---	---	---	---	---	---	---	---	---	---	---	314	---	---	---
Bicarbonate (Calculated by M&A)	mg/l	---	---	---	---	---	---	---	---	---	---	---	---	---	---	---	383	---	---	---
Bicarbonate Alkalinity (as CaCO3)	mg/l	---	---	---	---	---	---	---	---	---	---	---	---	---	---	---	314	---	---	---
Bromide	mg/l	---	---	---	---	---	---	---	---	---	---	---	---	---	---	---	0.150	---	---	---
Carbonate (Calculated by M&A)	mg/l	---	---	---	---	---	---	---	---	---	---	---	---	---	---	---	--	---	---	---
Carbonate Alkalinity (as CaCO3)	mg/l	---	---	---	---	---	---	---	---	---	---	---	---	---	---	---	<1.0	---	---	---
Chloride	mg/l	---	---	---	---	---	---	---	---	---	---	---	---	---	---	---	15.7	---	---	---
Fluoride	mg/l	---	---	---	---	---	---	---	---	140	---	---	---	140	---	---	0.390	---	---	---
Hardness (as CaCO3)	mg/l	---	---	---	---	---	---	---	---	---	---	---	---	---	---	---	---	322	---	---
Silica	mg/l	---	---	---	---	---	---	---	---	---	---	---	---	---	---	39.7	---	---	---	---
Sulfate	mg/l	---	---	---	---	---	---	---	---	---	---	---	---	---	---	---	48.6	---	---	---
Lab Parameters																				
Total Dissolved Solids (Laboratory)	mg/l	---	---	---	---	---	---	---	---	---	---	---	---	---	---	---	419	---	---	---
Total Suspended Solids	mg/l	---	---	---	---	---	---	---	---	---	---	---	---	---	---	---	<5.0	---	---	---
Metals																				
Aluminum	mg/l	---	---	---	---	---	---	---	---	---	---	---	---	---	---	<0.080	---	---	---	---
Antimony	mg/l	---	---	---	---	0.088	DIS	0.03	DIS	0.747	TRC	0.64	TRC	0.747	TRC	<0.00300	---	<0.00300	---	---
Arsenic	mg/l	0.2	TRC	0.44	DIS	0.34	DIS	0.15	DIS	0.03	TRC	0.08	TRC	0.28	TRC	<0.025	---	<0.025	---	---
Barium	mg/l	---	---	---	---	---	---	---	---	98	TRC	---	---	98	TRC	---	---	0.0625	---	---
Beryllium	mg/l	---	---	---	---	---	---	---	---	1.867	TRC	0.084	TRC	1.867	TRC	---	---	<0.00200	---	---
Boron	mg/l	---	---	---	---	---	---	---	---	186.667	TRC	---	---	186.667	TRC	---	---	<0.040	---	---
Cadmium	mg/l	0.05	---	0.070992	DIS	0.024497	DIS	0.001263	DIS	0.7	TRC	0.084	TRC	0.7	TRC	0.000040 j	---	<0.002000	---	---
Calcium	mg/l	---	---	---	---	---	---	---	---	---	---	---	---	---	---	---	---	81.6	---	---
Chromium	mg/l	1	---	---	---	---	---	---	---	---	---	---	---	---	---	---	---	<0.0060	---	---
Chromium, Hexavalent‡	mg/l	---	---	0.034	DIS	0.016	DIS	0.011	DIS	2.8	TRC	0.15	TRC	2.8	TRC	---	---	<0.0060	---	---
Chromium, Trivalent‡	mg/l	---	---	4.9813	TRC	1.4847	TRC	0.1931	TRC	1400	TRC	75	TRC	1400	TRC	---	---	<0.0060	---	---
Cobalt	mg/l	---	---	---	---	---	---	---	---	---	---	---	---	---	---	<0.0060	---	---	---	---
Copper	mg/l	0.5	TRC	0.07	DIS	0.04045	DIS	0.02433	DIS	1.3	TRC	---	---	1.3	TRC	0.00227	---	<0.01000	---	---
Iron	mg/l	---	---	---	---	---	---	1	DIS	---	---	---	---	---	---	<0.060	---	---	---	---
Lead	mg/l	0.1	TRC	0.47383	DIS	0.224517	DIS	0.008749	DIS	0.015	TRC	---	---	0.015	TRC	0.000235 j	---	<0.003000	---	---
Magnesium	mg/l	---	---	---	---	---	---	---	---	---	---	---	---	---	---	---	---	28.7	---	---
Manganese	mg/l	---	---	---	---	---	---	---	---	130.667	---	---	---	130.667	---	<0.0040	---	<0.0040	---	---
Mercury	mg/l	0.01	TRC	0.005	DIS	0.0024	DIS	0.00001	DIS	0.28	TRC	---	---	0.28	TRC	---	<0.00020	---	---	AZ Aquatic and Wildlife - Warm Water Chronic*
Molybdenum	mg/l	---	---	---	---	---	---	---	---	---	---	---	---	---	---	<0.0080	---	---	---	---
Nickel	mg/l	---	---	11.18321	DIS	1.25925	DIS	0.13986	DIS	28	TRC	0.511	TRC	28	TRC	0.00268	---	<0.01000	---	---
Potassium	mg/l	---	---	---	---	---	---	---	---	---	---	---	---	---	---	---	---	2.14	---	---
Selenium	mg/l	0.05	TRC	0.033	TRC	---	---	0.002	TRC	4.667	TRC	0.667	TRC	4.667	TRC	---	---	0.00054 jd	---	---
Silver	mg/l	---	---	0.02404	DIS	0.02404	DIS	---	---	4.667	TRC	8	TRC	4.667	TRC	<0.000100	---	<0.005000	---	---

Station Name	Government Springs
Sample ID	RESE-1002209
Sample Date	2/28/2012 9:22:00 AM
Basin	Mineral Creek Watershed
Sub-basin	unknown
QC Type	Original data

Surface Water Hydrochemical Data

MONTGOMERY & ASSOCIATES

Parameters and Constituents		Standards														Results				
Name	Units	AZ Agricultural Livestock Watering		AZ Aquatic and Wildlife - Ephemeral Acute		AZ Aquatic and Wildlife - Warm Water Acute		AZ Aquatic and Wildlife - Warm Water Chronic		AZ Full Body Contact		AZ Fish Consumption		AZ Partial Body Contact		Dissolved Results	Total Results	Total Recoverable Results	Field Results	Use Exceeded
		Standard	Fraction	Standard	Fraction	Standard	Fraction	Standard	Fraction	Standard	Fraction	Standard	Fraction	Standard	Fraction					
Metals																				
Sodium	mg/l	---	---	---	---	---	---	---	---	---	---	---	---	---	---	---	---	27.0	---	---
Thallium	mg/l	---	---	---	---	0.7	DIS	0.15	DIS	0.075	TRC	0.001	TRC	0.075	TRC	<0.00100	---	<0.00100	---	AZ Fish Consumption*
Zinc	mg/l	25	TRC	2.9951	DIS	0.3156	DIS	0.3156	DIS	280	TRC	5.106	TRC	280	TRC	<0.0100	---	<0.0100	---	---

The hardness value used for calculation of hardness-dependent standards is the hardness of the sample itself, not the hardness of a receiving water.
* Detection limit exceeds standard
† Exceedance is considered less than regulatory limit
‡ For comparison only - no analysis exists

Station Name	Government Springs
Sample ID	RESE-1002239
Sample Date	5/8/2012 9:30:00 AM
Basin	Mineral Creek Watershed
Sub-basin	unknown
QC Type	Original data

Surface Water Hydrochemical Data

MONTGOMERY & ASSOCIATES

Parameters and Constituents		Standards														Results				
Name	Units	AZ Agricultural Livestock Watering		AZ Aquatic and Wildlife - Ephemeral Acute		AZ Aquatic and Wildlife - Warm Water Acute		AZ Aquatic and Wildlife - Warm Water Chronic		AZ Full Body Contact		AZ Fish Consumption		AZ Partial Body Contact		Dissolved Results	Total Results	Total Recoverable Results	Field Results	Use Exceeded
		Standard	Fraction	Standard	Fraction	Standard	Fraction	Standard	Fraction	Standard	Fraction	Standard	Fraction	Standard	Fraction					
Field Parameters																				
Dissolved oxygen	mg/l	---	---	---	---	6	---	6	---	---	---	---	---	---	---	---	---	---	4.30	AZ Aquatic and Wildlife - Warm Water Acute† AZ Aquatic and Wildlife - Warm Water Chronic†
pH (Field)	s.u.	6.5 - 9	---	6.5 - 9	---	6.5 - 9	---	6.5 - 9	---	6.5 - 9	---	---	---	6.5 - 9	---	---	---	---	7.20	---
Specific Conductance (Field)	uS/cm	---	---	---	---	---	---	---	---	---	---	---	---	---	---	---	---	---	604.0	---
Temperature (Field)	Deg C	---	---	---	---	---	---	---	---	---	---	---	---	---	---	---	---	---	21.30	---
Turbidity (Field)	NTUs	---	---	---	---	---	---	---	---	---	---	---	---	---	---	---	---	---	3.64	---
Inorganics																				
Alkalinity (as CaCO3)	mg/l	---	---	---	---	---	---	---	---	---	---	---	---	---	---	---	307 j-	---	---	---
Bicarbonate (Calculated by M&A)	mg/l	---	---	---	---	---	---	---	---	---	---	---	---	---	---	---	375	---	---	---
Bicarbonate Alkalinity (as CaCO3)	mg/l	---	---	---	---	---	---	---	---	---	---	---	---	---	---	---	307 j-	---	---	---
Bromide	mg/l	---	---	---	---	---	---	---	---	---	---	---	---	---	---	---	0.130 j-	---	---	---
Carbonate (Calculated by M&A)	mg/l	---	---	---	---	---	---	---	---	---	---	---	---	---	---	---	--	---	---	---
Carbonate Alkalinity (as CaCO3)	mg/l	---	---	---	---	---	---	---	---	---	---	---	---	---	---	---	<1.0	---	---	---
Chloride	mg/l	---	---	---	---	---	---	---	---	---	---	---	---	---	---	---	15.8 j-d	---	---	---
Fluoride	mg/l	---	---	---	---	---	---	---	---	140	---	---	---	140	---	---	0.440 j-	---	---	---
Hardness (as CaCO3)	mg/l	---	---	---	---	---	---	---	---	---	---	---	---	---	---	---	---	329	---	---
Silica	mg/l	---	---	---	---	---	---	---	---	---	---	---	---	---	---	41.7	---	---	---	---
Sulfate	mg/l	---	---	---	---	---	---	---	---	---	---	---	---	---	---	---	50.4 j-	---	---	---
Lab Parameters																				
Total Dissolved Solids (Laboratory)	mg/l	---	---	---	---	---	---	---	---	---	---	---	---	---	---	---	428 j-	---	---	---
Total Suspended Solids	mg/l	---	---	---	---	---	---	---	---	---	---	---	---	---	---	---	<5.0	---	---	---
Metals																				
Aluminum	mg/l	---	---	---	---	---	---	---	---	---	---	---	---	---	---	<0.0222	---	---	---	---
Antimony	mg/l	---	---	---	---	0.088	DIS	0.03	DIS	0.747	TRC	0.64	TRC	0.747	TRC	<0.00300	---	<0.00015	---	---
Arsenic	mg/l	0.2	TRC	0.44	DIS	0.34	DIS	0.15	DIS	0.03	TRC	0.08	TRC	0.28	TRC	<0.0067	---	<0.0033	---	---
Barium	mg/l	---	---	---	---	---	---	---	---	98	TRC	---	---	98	TRC	---	---	0.0671	---	---
Beryllium	mg/l	---	---	---	---	---	---	---	---	1.867	TRC	0.084	TRC	1.867	TRC	---	---	<0.00031	---	---
Boron	mg/l	---	---	---	---	---	---	---	---	186.667	TRC	---	---	186.667	TRC	---	---	0.0391	---	---
Cadmium	mg/l	0.05	---	0.087609	DIS	0.030232	DIS	0.001468	DIS	0.7	TRC	0.084	TRC	0.7	TRC	<0.000014	---	<0.000290	---	---
Calcium	mg/l	---	---	---	---	---	---	---	---	---	---	---	---	---	---	---	---	83.7	---	---
Chromium	mg/l	1	---	---	---	---	---	---	---	---	---	---	---	---	---	---	---	0.0026 j	---	---
Chromium, Hexavalent‡	mg/l	---	---	0.034	DIS	0.016	DIS	0.011	DIS	2.8	TRC	0.15	TRC	2.8	TRC	---	---	0.0026 j	---	---
Chromium, Trivalent‡	mg/l	---	---	5.9497	TRC	1.7733	TRC	0.2307	TRC	1400	TRC	75	TRC	1400	TRC	---	---	0.0026 j	---	---
Cobalt	mg/l	---	---	---	---	---	---	---	---	---	---	---	---	---	---	0.0024 j	---	---	---	---
Copper	mg/l	0.5	TRC	0.08588	DIS	0.04962	DIS	0.02928	DIS	1.3	TRC	---	---	1.3	TRC	0.00280	---	0.00400 j	---	---
Iron	mg/l	---	---	---	---	---	---	1	DIS	---	---	---	---	---	---	<0.0222	---	---	---	---
Lead	mg/l	0.1	TRC	0.592712	DIS	0.280846	DIS	0.010944	DIS	0.015	TRC	---	---	0.015	TRC	0.000820 j	---	0.000310 jd	---	---
Magnesium	mg/l	---	---	---	---	---	---	---	---	---	---	---	---	---	---	---	---	29.0	---	---
Manganese	mg/l	---	---	---	---	---	---	---	---	130.667	---	---	---	130.667	---	0.0031 j	---	<0.0007	---	---
Mercury	mg/l	0.01	TRC	0.005	DIS	0.0024	DIS	0.00001	DIS	0.28	TRC	---	---	0.28	TRC	---	<0.000054	---	---	AZ Aquatic and Wildlife - Warm Water Chronic*
Molybdenum	mg/l	---	---	---	---	---	---	---	---	---	---	---	---	---	---	<0.0081	---	---	---	---
Nickel	mg/l	---	---	13.43579	DIS	1.51289	DIS	0.16804	DIS	28	TRC	0.511	TRC	28	TRC	0.00270	---	<0.00200	---	---
Potassium	mg/l	---	---	---	---	---	---	---	---	---	---	---	---	---	---	---	---	2.02	---	---
Selenium	mg/l	0.05	TRC	0.033	TRC	---	---	0.002	TRC	4.667	TRC	0.667	TRC	4.667	TRC	---	---	0.00062 jd	---	---
Silver	mg/l	---	---	0.034911	DIS	0.034911	DIS	---	---	4.667	TRC	8	TRC	4.667	TRC	<0.000014	---	<0.000700	---	---
Sodium	mg/l	---	---	---	---	---	---	---	---	---	---	---	---	---	---	---	---	27.4	---	---

Station Name	Government Springs
Sample ID	RESE-1002239
Sample Date	5/8/2012 9:30:00 AM
Basin	Mineral Creek Watershed
Sub-basin	unknown
QC Type	Original data

Surface Water Hydrochemical Data

MONTGOMERY & ASSOCIATES

Parameters and Constituents		Standards														Results				
Name	Units	AZ Agricultural Livestock Watering		AZ Aquatic and Wildlife - Ephemeral Acute		AZ Aquatic and Wildlife - Warm Water Acute		AZ Aquatic and Wildlife - Warm Water Chronic		AZ Full Body Contact		AZ Fish Consumption		AZ Partial Body Contact		Dissolved Results	Total Results	Total Recoverable Results	Field Results	Use Exceeded
		Standard	Fraction	Standard	Fraction	Standard	Fraction	Standard	Fraction	Standard	Fraction	Standard	Fraction	Standard	Fraction					
Metals																				
Strontium (by isotope dilution)	ppm	---	---	---	---	---	---	---	---	---	---	---	---	---	---	---	0.2692	---	---	---
Thallium	mg/l	---	---	---	---	0.7	DIS	0.15	DIS	0.075	TRC	0.001	TRC	0.075	TRC	<0.000008	---	<0.000009	---	---
Zinc	mg/l	25	TRC	3.5994	DIS	0.3793	DIS	0.3793	DIS	280	TRC	5.106	TRC	280	TRC	<0.0026	---	<0.0050	---	---
Radiogenic Isotopes																				
Carbon 14	pmC	---	---	---	---	---	---	---	---	---	---	---	---	---	---	---	97.06	---	---	---
Strontium 87/86	none	---	---	---	---	---	---	---	---	---	---	---	---	---	---	---	0.712590	---	---	---
Tritium	TU	---	---	---	---	---	---	---	---	---	---	---	---	---	---	---	1.79	---	---	---
Stable Isotopes																				
Delta Carbon-13 of DIC	per mil	---	---	---	---	---	---	---	---	---	---	---	---	---	---	---	-17.0	---	---	---
Delta Deuterium	per mil	---	---	---	---	---	---	---	---	---	---	---	---	---	---	---	-70.1	---	---	---
Delta Oxygen-18	per mil	---	---	---	---	---	---	---	---	---	---	---	---	---	---	---	-9.52	---	---	---
Delta Oxygen-18 of Sulfate	per mil	---	---	---	---	---	---	---	---	---	---	---	---	---	---	---	4.20	---	---	---
Delta Sulfur-34	per mil	---	---	---	---	---	---	---	---	---	---	---	---	---	---	---	0.5	---	---	---

The hardness value used for calculation of hardness-dependent standards is the hardness of the sample itself, not the hardness of a receiving water.
* Detection limit exceeds standard
† Exceedance is considered less than regulatory limit
‡ For comparison only - no analysis exists

Station Name	Government Springs
Sample ID	RESE-1003058
Sample Date	8/22/2012 9:00:00 AM
Basin	Mineral Creek Watershed
Sub-basin	unknown
QC Type	Original data

Surface Water Hydrochemical Data

MONTGOMERY & ASSOCIATES

Parameters and Constituents		Standards														Results				
Name	Units	AZ Agricultural Livestock Watering		AZ Aquatic and Wildlife - Ephemeral Acute		AZ Aquatic and Wildlife - Warm Water Acute		AZ Aquatic and Wildlife - Warm Water Chronic		AZ Full Body Contact		AZ Fish Consumption		AZ Partial Body Contact		Dissolved Results	Total Results	Total Recoverable Results	Field Results	Use Exceeded
		Standard	Fraction	Standard	Fraction	Standard	Fraction	Standard	Fraction	Standard	Fraction	Standard	Fraction	Standard	Fraction					
Field Parameters																				
Dissolved oxygen	mg/l	---	---	---	---	6	---	6	---	---	---	---	---	---	---	---	---	---	3.93	AZ Aquatic and Wildlife - Warm Water Acute† AZ Aquatic and Wildlife - Warm Water Chronic†
pH (Field)	s.u.	6.5 - 9	---	6.5 - 9	---	6.5 - 9	---	6.5 - 9	---	6.5 - 9	---	---	---	6.5 - 9	---	---	---	---	7.25	---
Specific Conductance (Field)	uS/cm	---	---	---	---	---	---	---	---	---	---	---	---	---	---	---	---	---	719.0	---
Temperature (Field)	Deg C	---	---	---	---	---	---	---	---	---	---	---	---	---	---	---	---	---	22.30	---
Turbidity (Field)	NTUs	---	---	---	---	---	---	---	---	---	---	---	---	---	---	---	---	---	7.00	---
Inorganics																				
Alkalinity (as CaCO3)	mg/l	---	---	---	---	---	---	---	---	---	---	---	---	---	---	---	328	---	---	---
Bicarbonate (Calculated by M&A)	mg/l	---	---	---	---	---	---	---	---	---	---	---	---	---	---	---	400	---	---	---
Bicarbonate Alkalinity (as CaCO3)	mg/l	---	---	---	---	---	---	---	---	---	---	---	---	---	---	---	328	---	---	---
Bromide	mg/l	---	---	---	---	---	---	---	---	---	---	---	---	---	---	---	0.130	---	---	---
Carbonate (Calculated by M&A)	mg/l	---	---	---	---	---	---	---	---	---	---	---	---	---	---	---	--	---	---	---
Carbonate Alkalinity (as CaCO3)	mg/l	---	---	---	---	---	---	---	---	---	---	---	---	---	---	---	<1.0	---	---	---
Chloride	mg/l	---	---	---	---	---	---	---	---	---	---	---	---	---	---	---	15.7	---	---	---
Fluoride	mg/l	---	---	---	---	---	---	---	---	140	---	---	---	140	---	---	0.480	---	---	---
Hardness (as CaCO3)	mg/l	---	---	---	---	---	---	---	---	---	---	---	---	---	---	---	---	335	---	---
Silica	mg/l	---	---	---	---	---	---	---	---	---	---	---	---	---	---	40.2	---	---	---	---
Sulfate	mg/l	---	---	---	---	---	---	---	---	---	---	---	---	---	---	---	46.7	---	---	---
Lab Parameters																				
Total Dissolved Solids (Laboratory)	mg/l	---	---	---	---	---	---	---	---	---	---	---	---	---	---	---	441	---	---	---
Total Suspended Solids	mg/l	---	---	---	---	---	---	---	---	---	---	---	---	---	---	---	<5.0	---	---	---
Metals																				
Aluminum	mg/l	---	---	---	---	---	---	---	---	---	---	---	---	---	---	<0.080	---	---	---	---
Antimony	mg/l	---	---	---	---	0.088	DIS	0.03	DIS	0.747	TRC	0.64	TRC	0.747	TRC	<0.00300	---	<0.00300	---	---
Arsenic	mg/l	0.2	TRC	0.44	DIS	0.34	DIS	0.15	DIS	0.03	TRC	0.08	TRC	0.28	TRC	<0.025	---	<0.025	---	---
Barium	mg/l	---	---	---	---	---	---	---	---	98	TRC	---	---	98	TRC	---	---	0.0640	---	---
Beryllium	mg/l	---	---	---	---	---	---	---	---	1.867	TRC	0.084	TRC	1.867	TRC	---	---	<0.00200	---	---
Boron	mg/l	---	---	---	---	---	---	---	---	186.667	TRC	---	---	186.667	TRC	---	---	<0.040	---	---
Cadmium	mg/l	0.05	---	0.07377	DIS	0.025456	DIS	0.001298	DIS	0.7	TRC	0.084	TRC	0.7	TRC	<0.000014	---	<0.002000	---	---
Calcium	mg/l	---	---	---	---	---	---	---	---	---	---	---	---	---	---	---	---	83.5	---	---
Chromium	mg/l	1	---	---	---	---	---	---	---	---	---	---	---	---	---	---	---	<0.0060	---	---
Chromium, Hexavalent‡	mg/l	---	---	0.034	DIS	0.016	DIS	0.011	DIS	2.8	TRC	0.15	TRC	2.8	TRC	---	---	<0.0060	---	---
Chromium, Trivalent‡	mg/l	---	---	5.1454	TRC	1.5336	TRC	0.1995	TRC	1400	TRC	75	TRC	1400	TRC	---	---	<0.0060	---	---
Cobalt	mg/l	---	---	---	---	---	---	---	---	---	---	---	---	---	---	<0.0060	---	---	---	---
Copper	mg/l	0.5	TRC	0.07266	DIS	0.04198	DIS	0.02516	DIS	1.3	TRC	---	---	1.3	TRC	0.00218	---	<0.01000	---	---
Iron	mg/l	---	---	---	---	---	---	1	DIS	---	---	---	---	---	---	<0.060	---	---	---	---
Lead	mg/l	0.1	TRC	0.493685	DIS	0.233924	DIS	0.009116	DIS	0.015	TRC	---	---	0.015	TRC	0.000092 j	---	<0.003000	---	---
Magnesium	mg/l	---	---	---	---	---	---	---	---	---	---	---	---	---	---	---	---	30.7	---	---
Manganese	mg/l	---	---	---	---	---	---	---	---	130.667	---	---	---	130.667	---	<0.0040	---	<0.0040	---	---
Mercury	mg/l	0.01	TRC	0.005	DIS	0.0024	DIS	0.00001	DIS	0.28	TRC	---	---	0.28	TRC	---	<0.00020	---	---	AZ Aquatic and Wildlife - Warm Water Chronic*
Molybdenum	mg/l	---	---	---	---	---	---	---	---	---	---	---	---	---	---	0.0090	---	---	---	---
Nickel	mg/l	---	---	11.564	DIS	1.30212	DIS	0.14463	DIS	28	TRC	0.511	TRC	28	TRC	0.00242	---	<0.01000	---	---
Potassium	mg/l	---	---	---	---	---	---	---	---	---	---	---	---	---	---	---	---	2.17	---	---
Selenium	mg/l	0.05	TRC	0.033	TRC	---	---	0.002	TRC	4.667	TRC	0.667	TRC	4.667	TRC	---	---	0.00076 jd	---	---
Silver	mg/l	---	---	0.025733	DIS	0.025733	DIS	---	---	4.667	TRC	8	TRC	4.667	TRC	<0.000100	---	<0.005000	---	---
Sodium	mg/l	---	---	---	---	---	---	---	---	---	---	---	---	---	---	---	---	28.8	---	---

Station Name	Government Springs
Sample ID	RESE-1003058
Sample Date	8/22/2012 9:00:00 AM
Basin	Mineral Creek Watershed
Sub-basin	unknown
QC Type	Original data

Surface Water Hydrochemical Data

MONTGOMERY & ASSOCIATES

Parameters and Constituents		Standards														Results				
Name	Units	AZ Agricultural Livestock Watering		AZ Aquatic and Wildlife - Ephemeral Acute		AZ Aquatic and Wildlife - Warm Water Acute		AZ Aquatic and Wildlife - Warm Water Chronic		AZ Full Body Contact		AZ Fish Consumption		AZ Partial Body Contact		Dissolved Results	Total Results	Total Recoverable Results	Field Results	Use Exceeded
		Standard	Fraction	Standard	Fraction	Standard	Fraction	Standard	Fraction	Standard	Fraction	Standard	Fraction	Standard	Fraction					
Metals																				
Thallium	mg/l	---	---	---	---	0.7	DIS	0.15	DIS	0.075	TRC	0.001	TRC	0.075	TRC	<0.00100	---	<0.00100	---	AZ Fish Consumption*
Zinc	mg/l	25	TRC	3.0972	DIS	0.3264	DIS	0.3264	DIS	280	TRC	5.106	TRC	280	TRC	<0.0100	---	<0.0100	---	---

The hardness value used for calculation of hardness-dependent standards is the hardness of the sample itself, not the hardness of a receiving water.
* Detection limit exceeds standard
† Exceedance is considered less than regulatory limit
‡ For comparison only - no analysis exists

Station Name	Government Springs
Sample ID	RESE-1003067
Sample Date	11/28/2012 8:50:00 AM
Basin	Mineral Creek Watershed
Sub-basin	unknown
QC Type	Original data

Surface Water Hydrochemical Data

MONTGOMERY & ASSOCIATES

Parameters and Constituents		Standards														Results				
Name	Units	AZ Agricultural Livestock Watering		AZ Aquatic and Wildlife - Ephemeral Acute		AZ Aquatic and Wildlife - Warm Water Acute		AZ Aquatic and Wildlife - Warm Water Chronic		AZ Full Body Contact		AZ Fish Consumption		AZ Partial Body Contact		Dissolved Results	Total Results	Total Recoverable Results	Field Results	Use Exceeded
		Standard	Fraction	Standard	Fraction	Standard	Fraction	Standard	Fraction	Standard	Fraction	Standard	Fraction	Standard	Fraction					
Field Parameters																				
Dissolved oxygen	mg/l	---	---	---	---	6	---	6	---	---	---	---	---	---	---	---	---	---	4.18	AZ Aquatic and Wildlife - Warm Water Acute† AZ Aquatic and Wildlife - Warm Water Chronic†
pH (Field)	s.u.	6.5 - 9	---	6.5 - 9	---	6.5 - 9	---	6.5 - 9	---	6.5 - 9	---	---	---	6.5 - 9	---	---	---	---	7.09	---
Specific Conductance (Field)	uS/cm	---	---	---	---	---	---	---	---	---	---	---	---	---	---	---	---	---	742.7	---
Temperature (Field)	Deg C	---	---	---	---	---	---	---	---	---	---	---	---	---	---	---	---	---	20.50	---
Turbidity (Field)	NTUs	---	---	---	---	---	---	---	---	---	---	---	---	---	---	---	---	---	5.00	---
Inorganics																				
Alkalinity (as CaCO3)	mg/l	---	---	---	---	---	---	---	---	---	---	---	---	---	---	---	338	---	---	---
Bicarbonate (Calculated by M&A)	mg/l	---	---	---	---	---	---	---	---	---	---	---	---	---	---	---	412	---	---	---
Bicarbonate Alkalinity (as CaCO3)	mg/l	---	---	---	---	---	---	---	---	---	---	---	---	---	---	---	338	---	---	---
Bromide	mg/l	---	---	---	---	---	---	---	---	---	---	---	---	---	---	---	0.110	---	---	---
Carbonate (Calculated by M&A)	mg/l	---	---	---	---	---	---	---	---	---	---	---	---	---	---	---	--	---	---	---
Carbonate Alkalinity (as CaCO3)	mg/l	---	---	---	---	---	---	---	---	---	---	---	---	---	---	---	<1.0	---	---	---
Chloride	mg/l	---	---	---	---	---	---	---	---	---	---	---	---	---	---	---	16.6	---	---	---
Fluoride	mg/l	---	---	---	---	---	---	---	---	140	---	---	---	140	---	---	0.410	---	---	---
Hardness (as CaCO3)	mg/l	---	---	---	---	---	---	---	---	---	---	---	---	---	---	---	---	339	---	---
Silica	mg/l	---	---	---	---	---	---	---	---	---	---	---	---	---	---	40.6	---	---	---	---
Sulfate	mg/l	---	---	---	---	---	---	---	---	---	---	---	---	---	---	---	49.0	---	---	---
Lab Parameters																				
Total Dissolved Solids (Laboratory)	mg/l	---	---	---	---	---	---	---	---	---	---	---	---	---	---	---	425	---	---	---
Total Suspended Solids	mg/l	---	---	---	---	---	---	---	---	---	---	---	---	---	---	---	<5.0	---	---	---
Metals																				
Aluminum	mg/l	---	---	---	---	---	---	---	---	---	---	---	---	---	---	<0.080	---	---	---	---
Antimony	mg/l	---	---	---	---	0.088	DIS	0.03	DIS	0.747	TRC	0.64	TRC	0.747	TRC	<0.00300	---	<0.00300	---	---
Arsenic	mg/l	0.2	TRC	0.44	DIS	0.34	DIS	0.15	DIS	0.03	TRC	0.08	TRC	0.28	TRC	<0.025	---	<0.025	---	---
Barium	mg/l	---	---	---	---	---	---	---	---	98	TRC	---	---	98	TRC	---	---	0.0684	---	---
Beryllium	mg/l	---	---	---	---	---	---	---	---	1.867	TRC	0.084	TRC	1.867	TRC	---	---	<0.00200	---	---
Boron	mg/l	---	---	---	---	---	---	---	---	186.667	TRC	---	---	186.667	TRC	---	---	<0.040	---	---
Cadmium	mg/l	0.05	---	0.074624	DIS	0.025751	DIS	0.001309	DIS	0.7	TRC	0.084	TRC	0.7	TRC	<0.000014	---	<0.002000	---	---
Calcium	mg/l	---	---	---	---	---	---	---	---	---	---	---	---	---	---	---	---	85.4	---	---
Chromium	mg/l	1	---	---	---	---	---	---	---	---	---	---	---	---	---	---	---	<0.0060	---	---
Chromium, Hexavalent‡	mg/l	---	---	0.034	DIS	0.016	DIS	0.011	DIS	2.8	TRC	0.15	TRC	2.8	TRC	---	---	<0.0060	---	---
Chromium, Trivalent‡	mg/l	---	---	5.1957	TRC	1.5486	TRC	0.2014	TRC	1400	TRC	75	TRC	1400	TRC	---	---	<0.0060	---	---
Cobalt	mg/l	---	---	---	---	---	---	---	---	---	---	---	---	---	---	<0.0060	---	---	---	---
Copper	mg/l	0.5	TRC	0.07348	DIS	0.04245	DIS	0.02542	DIS	1.3	TRC	---	---	1.3	TRC	0.00156	---	<0.01000	---	---
Iron	mg/l	---	---	---	---	---	---	1	DIS	---	---	---	---	---	---	<0.060	---	---	---	---
Lead	mg/l	0.1	TRC	0.499791	DIS	0.236818	DIS	0.009228	DIS	0.015	TRC	---	---	0.015	TRC	0.000170 j	---	0.004220	---	---
Magnesium	mg/l	---	---	---	---	---	---	---	---	---	---	---	---	---	---	---	---	30.7	---	---
Manganese	mg/l	---	---	---	---	---	---	---	---	130.667	---	---	---	130.667	---	<0.0040	---	<0.0040	---	---
Mercury	mg/l	0.01	TRC	0.005	DIS	0.0024	DIS	0.00001	DIS	0.28	TRC	---	---	0.28	TRC	---	<0.00020	---	---	AZ Aquatic and Wildlife - Warm Water Chronic*
Molybdenum	mg/l	---	---	---	---	---	---	---	---	---	---	---	---	---	---	<0.0080	---	---	---	---
Nickel	mg/l	---	---	11.68071	DIS	1.31527	DIS	0.14609	DIS	28	TRC	0.511	TRC	28	TRC	<0.00100	---	<0.01000	---	---
Potassium	mg/l	---	---	---	---	---	---	---	---	---	---	---	---	---	---	---	---	2.07	---	---
Selenium	mg/l	0.05	TRC	0.033	TRC	---	---	0.002	TRC	4.667	TRC	0.667	TRC	4.667	TRC	---	---	0.00033 jd	---	---
Silver	mg/l	---	---	0.026264	DIS	0.026264	DIS	---	---	4.667	TRC	8	TRC	4.667	TRC	<0.000100	---	<0.005000	---	---
Sodium	mg/l	---	---	---	---	---	---	---	---	---	---	---	---	---	---	---	---	27.2	---	---

Station Name	Government Springs
Sample ID	RESE-1003067
Sample Date	11/28/2012 8:50:00 AM
Basin	Mineral Creek Watershed
Sub-basin	unknown
QC Type	Original data

Surface Water Hydrochemical Data

MONTGOMERY & ASSOCIATES

Parameters and Constituents		Standards														Results				
Name	Units	AZ Agricultural Livestock Watering		AZ Aquatic and Wildlife - Ephemeral Acute		AZ Aquatic and Wildlife - Warm Water Acute		AZ Aquatic and Wildlife - Warm Water Chronic		AZ Full Body Contact		AZ Fish Consumption		AZ Partial Body Contact		Dissolved Results	Total Results	Total Recoverable Results	Field Results	Use Exceeded
		Standard	Fraction	Standard	Fraction	Standard	Fraction	Standard	Fraction	Standard	Fraction	Standard	Fraction	Standard	Fraction					
Metals																				
Thallium	mg/l	---	---	---	---	0.7	DIS	0.15	DIS	0.075	TRC	0.001	TRC	0.075	TRC	<0.00100	---	<0.00100	---	AZ Fish Consumption*
Zinc	mg/l	25	TRC	3.1285	DIS	0.3297	DIS	0.3297	DIS	280	TRC	5.106	TRC	280	TRC	<0.0100	---	<0.0100	---	---

The hardness value used for calculation of hardness-dependent standards is the hardness of the sample itself, not the hardness of a receiving water.
* Detection limit exceeds standard
† Exceedance is considered less than regulatory limit
‡ For comparison only - no analysis exists

Station Name	Government Springs
Sample ID	RESE-1003068
Sample Date	11/28/2012 9:30:00 AM
Basin	Mineral Creek Watershed
Sub-basin	unknown
QC Type	Field duplicates

Surface Water Hydrochemical Data

MONTGOMERY & ASSOCIATES

Parameters and Constituents		Standards														Results				
Name	Units	AZ Agricultural Livestock Watering		AZ Aquatic and Wildlife - Ephemeral Acute		AZ Aquatic and Wildlife - Warm Water Acute		AZ Aquatic and Wildlife - Warm Water Chronic		AZ Full Body Contact		AZ Fish Consumption		AZ Partial Body Contact		Dissolved Results	Total Results	Total Recoverable Results	Field Results	Use Exceeded
		Standard	Fraction	Standard	Fraction	Standard	Fraction	Standard	Fraction	Standard	Fraction	Standard	Fraction	Standard	Fraction					
Field Parameters																				
Dissolved oxygen	mg/l	---	---	---	---	6	---	6	---	---	---	---	---	---	---	---	---	---	4.18	AZ Aquatic and Wildlife - Warm Water Acute† AZ Aquatic and Wildlife - Warm Water Chronic†
pH (Field)	s.u.	6.5 - 9	---	6.5 - 9	---	6.5 - 9	---	6.5 - 9	---	6.5 - 9	---	---	---	6.5 - 9	---	---	---	---	7.09	---
Specific Conductance (Field)	uS/cm	---	---	---	---	---	---	---	---	---	---	---	---	---	---	---	---	---	742.7	---
Temperature (Field)	Deg C	---	---	---	---	---	---	---	---	---	---	---	---	---	---	---	---	---	20.50	---
Turbidity (Field)	NTUs	---	---	---	---	---	---	---	---	---	---	---	---	---	---	---	---	---	5.00	---
Inorganics																				
Alkalinity (as CaCO3)	mg/l	---	---	---	---	---	---	---	---	---	---	---	---	---	---	---	337	---	---	---
Bicarbonate (Calculated by M&A)	mg/l	---	---	---	---	---	---	---	---	---	---	---	---	---	---	---	411	---	---	---
Bicarbonate Alkalinity (as CaCO3)	mg/l	---	---	---	---	---	---	---	---	---	---	---	---	---	---	---	337	---	---	---
Bromide	mg/l	---	---	---	---	---	---	---	---	---	---	---	---	---	---	---	0.110	---	---	---
Carbonate (Calculated by M&A)	mg/l	---	---	---	---	---	---	---	---	---	---	---	---	---	---	---	--	---	---	---
Carbonate Alkalinity (as CaCO3)	mg/l	---	---	---	---	---	---	---	---	---	---	---	---	---	---	---	<1.0	---	---	---
Chloride	mg/l	---	---	---	---	---	---	---	---	---	---	---	---	---	---	---	16.1	---	---	---
Fluoride	mg/l	---	---	---	---	---	---	---	---	140	---	---	---	140	---	---	0.400	---	---	---
Hardness (as CaCO3)	mg/l	---	---	---	---	---	---	---	---	---	---	---	---	---	---	---	---	331	---	---
Silica	mg/l	---	---	---	---	---	---	---	---	---	---	---	---	---	---	40.4	---	---	---	---
Sulfate	mg/l	---	---	---	---	---	---	---	---	---	---	---	---	---	---	---	48.9	---	---	---
Lab Parameters																				
Total Dissolved Solids (Laboratory)	mg/l	---	---	---	---	---	---	---	---	---	---	---	---	---	---	---	421	---	---	---
Total Suspended Solids	mg/l	---	---	---	---	---	---	---	---	---	---	---	---	---	---	---	<5.0	---	---	---
Metals																				
Aluminum	mg/l	---	---	---	---	---	---	---	---	---	---	---	---	---	---	<0.080	---	---	---	---
Antimony	mg/l	---	---	---	---	0.088	DIS	0.03	DIS	0.747	TRC	0.64	TRC	0.747	TRC	<0.00300	---	<0.00300	---	---
Arsenic	mg/l	0.2	TRC	0.44	DIS	0.34	DIS	0.15	DIS	0.03	TRC	0.08	TRC	0.28	TRC	<0.025	---	<0.025	---	---
Barium	mg/l	---	---	---	---	---	---	---	---	98	TRC	---	---	98	TRC	---	---	0.0671	---	---
Beryllium	mg/l	---	---	---	---	---	---	---	---	1.867	TRC	0.084	TRC	1.867	TRC	---	---	<0.00200	---	---
Boron	mg/l	---	---	---	---	---	---	---	---	186.667	TRC	---	---	186.667	TRC	---	---	<0.040	---	---
Cadmium	mg/l	0.05	---	0.072915	DIS	0.025161	DIS	0.001288	DIS	0.7	TRC	0.084	TRC	0.7	TRC	<0.000014	---	<0.002000	---	---
Calcium	mg/l	---	---	---	---	---	---	---	---	---	---	---	---	---	---	---	---	83.3	---	---
Chromium	mg/l	1	---	---	---	---	---	---	---	---	---	---	---	---	---	---	---	<0.0060	---	---
Chromium, Hexavalent‡	mg/l	---	---	0.034	DIS	0.016	DIS	0.011	DIS	2.8	TRC	0.15	TRC	2.8	TRC	---	---	<0.0060	---	---
Chromium, Trivalent‡	mg/l	---	---	5.095	TRC	1.5186	TRC	0.1975	TRC	1400	TRC	75	TRC	1400	TRC	---	---	<0.0060	---	---
Cobalt	mg/l	---	---	---	---	---	---	---	---	---	---	---	---	---	---	<0.0060	---	---	---	---
Copper	mg/l	0.5	TRC	0.07185	DIS	0.04151	DIS	0.02491	DIS	1.3	TRC	---	---	1.3	TRC	0.00154	---	<0.01000	---	---
Iron	mg/l	---	---	---	---	---	---	1	DIS	---	---	---	---	---	---	<0.060	---	---	---	---
Lead	mg/l	0.1	TRC	0.487577	DIS	0.23103	DIS	0.009003	DIS	0.015	TRC	---	---	0.015	TRC	0.000197 j	---	<0.003000	---	---
Magnesium	mg/l	---	---	---	---	---	---	---	---	---	---	---	---	---	---	---	---	29.9	---	---
Manganese	mg/l	---	---	---	---	---	---	---	---	130.667	---	---	---	130.667	---	<0.0040	---	<0.0040	---	---
Mercury	mg/l	0.01	TRC	0.005	DIS	0.0024	DIS	0.00001	DIS	0.28	TRC	---	---	0.28	TRC	---	<0.00020	---	---	AZ Aquatic and Wildlife - Warm Water Chronic*
Molybdenum	mg/l	---	---	---	---	---	---	---	---	---	---	---	---	---	---	<0.0080	---	---	---	---
Nickel	mg/l	---	---	11.44708	DIS	1.28896	DIS	0.14316	DIS	28	TRC	0.511	TRC	28	TRC	<0.00100	---	<0.01000	---	---
Potassium	mg/l	---	---	---	---	---	---	---	---	---	---	---	---	---	---	---	---	1.99	---	---
Selenium	mg/l	0.05	TRC	0.033	TRC	---	---	0.002	TRC	4.667	TRC	0.667	TRC	4.667	TRC	---	---	0.00033 jd	---	---
Silver	mg/l	---	---	0.025207	DIS	0.025207	DIS	---	---	4.667	TRC	8	TRC	4.667	TRC	<0.000100	---	<0.005000	---	---
Sodium	mg/l	---	---	---	---	---	---	---	---	---	---	---	---	---	---	---	---	26.3	---	---

Station Name	Government Springs
Sample ID	RESE-1003068
Sample Date	11/28/2012 9:30:00 AM
Basin	Mineral Creek Watershed
Sub-basin	unknown
QC Type	Field duplicates

Surface Water Hydrochemical Data

MONTGOMERY & ASSOCIATES

Parameters and Constituents		Standards														Results				
Name	Units	AZ Agricultural Livestock Watering		AZ Aquatic and Wildlife - Ephemeral Acute		AZ Aquatic and Wildlife - Warm Water Acute		AZ Aquatic and Wildlife - Warm Water Chronic		AZ Full Body Contact		AZ Fish Consumption		AZ Partial Body Contact		Dissolved Results	Total Results	Total Recoverable Results	Field Results	Use Exceeded
		Standard	Fraction	Standard	Fraction	Standard	Fraction	Standard	Fraction	Standard	Fraction	Standard	Fraction	Standard	Fraction					
Metals																				
Thallium	mg/l	---	---	---	---	0.7	DIS	0.15	DIS	0.075	TRC	0.001	TRC	0.075	TRC	<0.00100	---	<0.00100	---	AZ Fish Consumption*
Zinc	mg/l	25	TRC	3.0659	DIS	0.3231	DIS	0.3231	DIS	280	TRC	5.106	TRC	280	TRC	<0.0100	---	<0.0100	---	---

The hardness value used for calculation of hardness-dependent standards is the hardness of the sample itself, not the hardness of a receiving water.
* Detection limit exceeds standard
† Exceedance is considered less than regulatory limit
‡ For comparison only - no analysis exists

Station Name	Government Springs
Sample ID	RESE-1003078
Sample Date	2/4/2013 9:30:00 AM
Basin	Mineral Creek Watershed
Sub-basin	unknown
QC Type	Original data

Surface Water Hydrochemical Data

MONTGOMERY & ASSOCIATES

Parameters and Constituents		Standards														Results				
Name	Units	AZ Agricultural Livestock Watering		AZ Aquatic and Wildlife - Ephemeral Acute		AZ Aquatic and Wildlife - Warm Water Acute		AZ Aquatic and Wildlife - Warm Water Chronic		AZ Full Body Contact		AZ Fish Consumption		AZ Partial Body Contact		Dissolved Results	Total Results	Total Recoverable Results	Field Results	Use Exceeded
		Standard	Fraction	Standard	Fraction	Standard	Fraction	Standard	Fraction	Standard	Fraction	Standard	Fraction	Standard	Fraction					
Field Parameters																				
Dissolved oxygen	mg/l	---	---	---	---	6	---	6	---	---	---	---	---	---	---	---	---	---	2.96	AZ Aquatic and Wildlife - Warm Water Acute† AZ Aquatic and Wildlife - Warm Water Chronic†
pH (Field)	s.u.	6.5 - 9	---	6.5 - 9	---	6.5 - 9	---	6.5 - 9	---	6.5 - 9	---	---	---	6.5 - 9	---	---	---	---	7.29	---
Specific Conductance (Field)	uS/cm	---	---	---	---	---	---	---	---	---	---	---	---	---	---	---	---	---	685.0	---
Temperature (Field)	Deg C	---	---	---	---	---	---	---	---	---	---	---	---	---	---	---	---	---	20.80	---
Turbidity (Field)	NTUs	---	---	---	---	---	---	---	---	---	---	---	---	---	---	---	---	---	0.64	---
Inorganics																				
Alkalinity (as CaCO3)	mg/l	---	---	---	---	---	---	---	---	---	---	---	---	---	---	---	320	---	---	---
Bicarbonate (Calculated by M&A)	mg/l	---	---	---	---	---	---	---	---	---	---	---	---	---	---	---	390	---	---	---
Bicarbonate Alkalinity (as CaCO3)	mg/l	---	---	---	---	---	---	---	---	---	---	---	---	---	---	---	320	---	---	---
Bromide	mg/l	---	---	---	---	---	---	---	---	---	---	---	---	---	---	---	0.180	---	---	---
Carbonate (Calculated by M&A)	mg/l	---	---	---	---	---	---	---	---	---	---	---	---	---	---	---	--	---	---	---
Carbonate Alkalinity (as CaCO3)	mg/l	---	---	---	---	---	---	---	---	---	---	---	---	---	---	---	<1.0	---	---	---
Chloride	mg/l	---	---	---	---	---	---	---	---	---	---	---	---	---	---	---	17.2	---	---	---
Fluoride	mg/l	---	---	---	---	---	---	---	---	140	---	---	---	140	---	---	0.480	---	---	---
Hardness (as CaCO3)	mg/l	---	---	---	---	---	---	---	---	---	---	---	---	---	---	---	---	307	---	---
Silica	mg/l	---	---	---	---	---	---	---	---	---	---	---	---	---	---	39.7	---	---	---	---
Sulfate	mg/l	---	---	---	---	---	---	---	---	---	---	---	---	---	---	---	48.7	---	---	---
Lab Parameters																				
Total Dissolved Solids (Laboratory)	mg/l	---	---	---	---	---	---	---	---	---	---	---	---	---	---	---	422	---	---	---
Total Suspended Solids	mg/l	---	---	---	---	---	---	---	---	---	---	---	---	---	---	---	<5.0	---	---	---
Metals																				
Aluminum	mg/l	---	---	---	---	---	---	---	---	---	---	---	---	---	---	<0.080	---	---	---	---
Antimony	mg/l	---	---	---	---	0.088	DIS	0.03	DIS	0.747	TRC	0.64	TRC	0.747	TRC	<0.00300	---	<0.00300	---	---
Arsenic	mg/l	0.2	TRC	0.44	DIS	0.34	DIS	0.15	DIS	0.03	TRC	0.08	TRC	0.28	TRC	<0.025	---	<0.025	---	---
Barium	mg/l	---	---	---	---	---	---	---	---	98	TRC	---	---	98	TRC	---	---	0.0614	---	---
Beryllium	mg/l	---	---	---	---	---	---	---	---	1.867	TRC	0.084	TRC	1.867	TRC	---	---	<0.00200	---	---
Boron	mg/l	---	---	---	---	---	---	---	---	186.667	TRC	---	---	186.667	TRC	---	---	<0.040	---	---
Cadmium	mg/l	0.05	---	0.067782	DIS	0.02339	DIS	0.001222	DIS	0.7	TRC	0.084	TRC	0.7	TRC	0.000030 j	---	<0.002000	---	---
Calcium	mg/l	---	---	---	---	---	---	---	---	---	---	---	---	---	---	---	---	78.3	---	---
Chromium	mg/l	1	---	---	---	---	---	---	---	---	---	---	---	---	---	---	---	<0.0060	---	---
Chromium, Hexavalent‡	mg/l	---	---	0.034	DIS	0.016	DIS	0.011	DIS	2.8	TRC	0.15	TRC	2.8	TRC	---	---	<0.0060	---	---
Chromium, Trivalent‡	mg/l	---	---	4.7904	TRC	1.4278	TRC	0.1857	TRC	1400	TRC	75	TRC	1400	TRC	---	---	<0.0060	---	---
Cobalt	mg/l	---	---	---	---	---	---	---	---	---	---	---	---	---	---	<0.0060	---	---	---	---
Copper	mg/l	0.5	TRC	0.06693	DIS	0.03867	DIS	0.02335	DIS	1.3	TRC	---	---	1.3	TRC	0.00433	---	<0.01000	---	---
Iron	mg/l	---	---	---	---	---	---	1	DIS	---	---	---	---	---	---	<0.060	---	---	---	---
Lead	mg/l	0.1	TRC	0.450907	DIS	0.213655	DIS	0.008326	DIS	0.015	TRC	---	---	0.015	TRC	0.000857 j	---	<0.003000	---	---
Magnesium	mg/l	---	---	---	---	---	---	---	---	---	---	---	---	---	---	---	---	27.1	---	---
Manganese	mg/l	---	---	---	---	---	---	---	---	130.667	---	---	---	130.667	---	<0.0040	---	<0.0040	---	---
Mercury	mg/l	0.01	TRC	0.005	DIS	0.0024	DIS	0.00001	DIS	0.28	TRC	---	---	0.28	TRC	---	<0.00020	---	---	AZ Aquatic and Wildlife - Warm Water Chronic*
Molybdenum	mg/l	---	---	---	---	---	---	---	---	---	---	---	---	---	---	<0.0080	---	---	---	---
Nickel	mg/l	---	---	10.74087	DIS	1.20944	DIS	0.13433	DIS	28	TRC	0.511	TRC	28	TRC	0.00298	---	<0.01000	---	---
Potassium	mg/l	---	---	---	---	---	---	---	---	---	---	---	---	---	---	---	---	2.30	---	---
Selenium	mg/l	0.05	TRC	0.033	TRC	---	---	0.002	TRC	4.667	TRC	0.667	TRC	4.667	TRC	---	---	0.00061 jd	---	---
Silver	mg/l	---	---	0.022146	DIS	0.022146	DIS	---	---	4.667	TRC	8	TRC	4.667	TRC	<0.000100	---	<0.005000	---	---
Sodium	mg/l	---	---	---	---	---	---	---	---	---	---	---	---	---	---	---	---	27.9	---	---

Surface Water Hydrochemical Data

Station Name	Government Springs
Sample ID	RESE-1003078
Sample Date	2/4/2013 9:30:00 AM
Basin	Mineral Creek Watershed
Sub-basin	unknown
QC Type	Original data

Parameters and Constituents		Standards														Results				
Name	Units	AZ Agricultural Livestock Watering		AZ Aquatic and Wildlife - Ephemeral Acute		AZ Aquatic and Wildlife - Warm Water Acute		AZ Aquatic and Wildlife - Warm Water Chronic		AZ Full Body Contact		AZ Fish Consumption		AZ Partial Body Contact		Dissolved Results	Total Results	Total Recoverable Results	Field Results	Use Exceeded
		Standard	Fraction	Standard	Fraction	Standard	Fraction	Standard	Fraction	Standard	Fraction	Standard	Fraction	Standard	Fraction					
Metals																				
Thallium	mg/l	---	---	---	---	0.7	DIS	0.15	DIS	0.075	TRC	0.001	TRC	0.075	TRC	<0.00100	---	<0.00100	---	AZ Fish Consumption*
Zinc	mg/l	25	TRC	2.8765	DIS	0.3031	DIS	0.3031	DIS	280	TRC	5.106	TRC	280	TRC	<0.0100	---	<0.0100	---	---

The hardness value used for calculation of hardness-dependent standards is the hardness of the sample itself, not the hardness of a receiving water.
* Detection limit exceeds standard
† Exceedance is considered less than regulatory limit
‡ For comparison only - no analysis exists

Explanation of Codes

Absent = Analyte not present	ND = Not Detected
ge = Greater than or equal to reported value	Not Applicable = Analyte not applicable
i = Insufficient sample	q = Uncertain value
j = Estimated value	r = Unusable data
j+ = Estimated value, high bias	< = Less than reported detection limit
j- = Estimated value, low bias	> = Greater than reported value
Lost = Sample lost in processing	d = Diluted. Diluted samples are indicated only when value is estimated.
n = Not measured	LD = Laboratory duplicate
na = Not available	SP = Split sample
Present = Analyte was detected	SPD = Split-Duplicate

Station Name	LF 0.2 C
Sample ID	RESE-1002039
Sample Date	11/13/2008 12:30:00 PM
Basin	Mineral Creek Watershed
Sub-basin	Lyons Fork
QC Type	Original data

Surface Water Hydrochemical Data

MONTGOMERY & ASSOCIATES

Parameters and Constituents		Standards														Results				
Name	Units	AZ Agricultural Livestock Watering		AZ Aquatic and Wildlife - Ephemeral Acute		AZ Aquatic and Wildlife - Warm Water Acute		AZ Aquatic and Wildlife - Warm Water Chronic		AZ Full Body Contact		AZ Fish Consumption		AZ Partial Body Contact		Dissolved Results	Total Results	Total Recoverable Results	Field Results	Use Exceeded
		Standard	Fraction	Standard	Fraction	Standard	Fraction	Standard	Fraction	Standard	Fraction	Standard	Fraction	Standard	Fraction					
Field Parameters																				
Dissolved oxygen	mg/l	---	---	---	---	6	---	6	---	---	---	---	---	---	---	---	---	---	0.94	AZ Aquatic and Wildlife - Warm Water Acute† AZ Aquatic and Wildlife - Warm Water Chronic†
Flow Rate	gallons/minute	---	---	---	---	---	---	---	---	---	---	---	---	---	---	---	---	---	16.4	---
pH (Field)	s.u.	6.5 - 9	---	6.5 - 9	---	6.5 - 9	---	6.5 - 9	---	6.5 - 9	---	---	---	6.5 - 9	---	---	---	---	6.87	---
Specific Conductance (Field)	uS/cm	---	---	---	---	---	---	---	---	---	---	---	---	---	---	---	---	---	651.0	---
Temperature (Field)	Deg C	---	---	---	---	---	---	---	---	---	---	---	---	---	---	---	---	---	19.30	---
Turbidity (Field)	NTUs	---	---	---	---	---	---	---	---	---	---	---	---	---	---	---	---	---	0.06	---
Inorganics																				
Alkalinity (as CaCO3)	mg/l	---	---	---	---	---	---	---	---	---	---	---	---	---	---	---	109	---	---	---
Bicarbonate (Calculated by M&A)	mg/l	---	---	---	---	---	---	---	---	---	---	---	---	---	---	---	133	---	---	---
Bicarbonate Alkalinity (as CaCO3)	mg/l	---	---	---	---	---	---	---	---	---	---	---	---	---	---	---	109	---	---	---
Bromide	mg/l	---	---	---	---	---	---	---	---	---	---	---	---	---	---	---	0.164	---	---	---
Carbonate (Calculated by M&A)	mg/l	---	---	---	---	---	---	---	---	---	---	---	---	---	---	---	--	---	---	---
Carbonate Alkalinity (as CaCO3)	mg/l	---	---	---	---	---	---	---	---	---	---	---	---	---	---	---	<1.0	---	---	---
Chloride	mg/l	---	---	---	---	---	---	---	---	---	---	---	---	---	---	---	18.7	---	---	---
Fluoride	mg/l	---	---	---	---	---	---	---	---	140	---	---	---	140	---	---	0.436	---	---	---
Hardness (as CaCO3)	mg/l	---	---	---	---	---	---	---	---	---	---	---	---	---	---	285	---	---	---	---
Nitrate as N	mg/l	---	---	---	---	---	---	---	---	3733.33	---	---	---	3733.33	---	---	<0.20	---	---	---
Nitrate+Nitrite as N	mg/l	---	---	---	---	---	---	---	---	---	---	---	---	---	---	---	<0.30	---	---	---
Nitrate+Nitrite as N (calculated by M&A)	mg/l	---	---	---	---	---	---	---	---	3733.33	---	---	---	3733.33	---	---	--	---	---	---
Nitrite as N	mg/l	---	---	---	---	---	---	---	---	233.33	---	---	---	233.33	---	---	<0.20	---	---	---
Orthophosphate as P	mg/l	---	---	---	---	---	---	---	---	---	---	---	---	---	---	---	<0.20	---	---	---
Silica	mg/l	---	---	---	---	---	---	---	---	---	---	---	---	---	---	39.8	---	---	---	---
Sulfate	mg/l	---	---	---	---	---	---	---	---	---	---	---	---	---	---	---	141.0	---	---	---
Lab Parameters																				
Total Dissolved Solids (Laboratory)	mg/l	---	---	---	---	---	---	---	---	---	---	---	---	---	---	---	460	---	---	---
Total Suspended Solids	mg/l	---	---	---	---	---	---	---	---	---	---	---	---	---	---	---	8.0	---	---	---
Metals																				
Aluminum	mg/l	---	---	---	---	---	---	---	---	---	---	---	---	---	---	<0.080	---	---	---	---
Antimony	mg/l	---	---	---	---	0.088	DIS	0.03	DIS	0.747	TRC	0.64	TRC	0.747	TRC	<0.00300	---	<0.00300	---	---
Arsenic	mg/l	0.2	TRC	0.44	DIS	0.34	DIS	0.15	DIS	0.03	TRC	0.08	TRC	0.28	TRC	<0.025	---	<0.025	---	---
Barium	mg/l	---	---	---	---	---	---	---	---	98	TRC	---	---	98	TRC	0.0436	---	---	---	---
Beryllium	mg/l	---	---	---	---	---	---	---	---	1.867	TRC	0.084	TRC	1.867	TRC	<0.00200	---	<0.00200	---	---
Boron	mg/l	---	---	---	---	---	---	---	---	186.667	TRC	---	---	186.667	TRC	---	---	<0.040	---	---
Cadmium	mg/l	0.05	---	0.063065	DIS	0.021762	DIS	0.001161	DIS	0.7	TRC	0.084	TRC	0.7	TRC	<0.000200	---	<0.002000	---	---
Calcium	mg/l	---	---	---	---	---	---	---	---	---	---	---	---	---	---	---	---	83.0	---	---
Chromium	mg/l	1	---	---	---	---	---	---	---	---	---	---	---	---	---	---	---	<0.0060	---	---
Chromium, Hexavalent‡	mg/l	---	---	0.034	DIS	0.016	DIS	0.011	DIS	2.8	TRC	0.15	TRC	2.8	TRC	---	---	<0.0060	---	---
Chromium, Trivalent‡	mg/l	---	---	4.5074	TRC	1.3434	TRC	0.1748	TRC	1400	TRC	75	TRC	1400	TRC	---	---	<0.0060	---	---
Cobalt	mg/l	---	---	---	---	---	---	---	---	---	---	---	---	---	---	<0.0060	---	---	---	---
Copper	mg/l	0.5	TRC	0.0624	DIS	0.03605	DIS	0.02192	DIS	1.3	TRC	---	---	1.3	TRC	0.00287	---	0.01100	---	---
Iron	mg/l	---	---	---	---	---	---	1	DIS	---	---	---	---	---	---	<0.060	---	---	---	---
Lead	mg/l	0.1	TRC	0.417264	DIS	0.197714	DIS	0.007705	DIS	0.015	TRC	---	---	0.015	TRC	<0.003000	---	<0.003000	---	---
Magnesium	mg/l	---	---	---	---	---	---	---	---	---	---	---	---	---	---	---	---	18.9	---	---
Manganese	mg/l	---	---	---	---	---	---	---	---	130.667	---	---	---	130.667	---	0.0272	---	0.0282	---	---
Mercury	mg/l	0.01	TRC	0.005	DIS	0.0024	DIS	0.00001	DIS	0.28	TRC	---	---	0.28	TRC	<0.00020	<0.00020	---	---	AZ Aquatic and Wildlife - Warm Water Chronic*

Station Name	LF 0.2 C
Sample ID	RESE-1002039
Sample Date	11/13/2008 12:30:00 PM
Basin	Mineral Creek Watershed
Sub-basin	Lyons Fork
QC Type	Original data

Surface Water Hydrochemical Data

MONTGOMERY & ASSOCIATES

Parameters and Constituents		Standards														Results				
Name	Units	AZ Agricultural Livestock Watering		AZ Aquatic and Wildlife - Ephemeral Acute		AZ Aquatic and Wildlife - Warm Water Acute		AZ Aquatic and Wildlife - Warm Water Chronic		AZ Full Body Contact		AZ Fish Consumption		AZ Partial Body Contact		Dissolved Results	Total Results	Total Recoverable Results	Field Results	Use Exceeded
		Standard	Fraction	Standard	Fraction	Standard	Fraction	Standard	Fraction	Standard	Fraction	Standard	Fraction	Standard	Fraction					
Metals																				
Molybdenum	mg/l	---	---	---	---	---	---	---	---	---	---	---	---	---	---	<0.0080	---	---	---	---
Nickel	mg/l	---	---	10.086	DIS	1.1357	DIS	0.12614	DIS	28	TRC	0.511	TRC	28	TRC	<0.01000	---	<0.01000	---	---
Potassium	mg/l	---	---	---	---	---	---	---	---	---	---	---	---	---	---	---	---	1.33	---	---
Selenium	mg/l	0.05	TRC	0.033	TRC	---	---	0.002	TRC	4.667	TRC	0.667	TRC	4.667	TRC	---	---	<0.00300	---	AZ Aquatic and Wildlife - Warm Water Chronic*
Silver	mg/l	---	---	0.019487	DIS	0.019487	DIS	---	---	4.667	TRC	8	TRC	4.667	TRC	<0.000100	---	<0.005000	---	---
Sodium	mg/l	---	---	---	---	---	---	---	---	---	---	---	---	---	---	---	---	37.1	---	---
Strontium	mg/l	---	---	---	---	---	---	---	---	---	---	---	---	---	---	0.398	---	---	---	---
Thallium	mg/l	---	---	---	---	0.7	DIS	0.15	DIS	0.075	TRC	0.001	TRC	0.075	TRC	<0.00100	---	<0.00100	---	AZ Fish Consumption*
Zinc	mg/l	25	TRC	2.7008	DIS	0.2846	DIS	0.2846	DIS	280	TRC	5.106	TRC	280	TRC	<0.0100	---	<0.0100	---	---
Other																				
Dissolved Organic Carbon	mg/l	---	---	---	---	---	---	---	---	---	---	---	---	---	---	---	---	---	1.51	---
Stable Isotopes																				
Delta Deuterium	per mil	---	---	---	---	---	---	---	---	---	---	---	---	---	---	---	-68.0	---	---	---
Delta Oxygen-18	per mil	---	---	---	---	---	---	---	---	---	---	---	---	---	---	---	-9.50	---	---	---

The hardness value used for calculation of hardness-dependent standards is the hardness of the sample itself, not the hardness of a receiving water.
* Detection limit exceeds standard
† Exceedance is considered less than regulatory limit
‡ For comparison only - no analysis exists

Station Name	LF 0.2 C
Sample ID	RESE-1002072
Sample Date	3/5/2009 12:00:00 PM
Basin	Mineral Creek Watershed
Sub-basin	Lyons Fork
QC Type	Original data

Surface Water Hydrochemical Data

MONTGOMERY & ASSOCIATES

Parameters and Constituents		Standards														Results				
Name	Units	AZ Agricultural Livestock Watering		AZ Aquatic and Wildlife - Ephemeral Acute		AZ Aquatic and Wildlife - Warm Water Acute		AZ Aquatic and Wildlife - Warm Water Chronic		AZ Full Body Contact		AZ Fish Consumption		AZ Partial Body Contact		Dissolved Results	Total Results	Total Recoverable Results	Field Results	Use Exceeded
		Standard	Fraction	Standard	Fraction	Standard	Fraction	Standard	Fraction	Standard	Fraction	Standard	Fraction	Standard	Fraction					
Field Parameters																				
Dissolved oxygen	mg/l	---	---	---	---	6	---	6	---	---	---	---	---	---	---	---	---	---	8.38	---
Flow Rate	gallons/minute	---	---	---	---	---	---	---	---	---	---	---	---	---	---	---	---	---	292.0	---
pH (Field)	s.u.	6.5 - 9	---	6.5 - 9	---	6.5 - 9	---	6.5 - 9	---	6.5 - 9	---	---	---	6.5 - 9	---	---	---	---	7.51	---
Specific Conductance (Field)	uS/cm	---	---	---	---	---	---	---	---	---	---	---	---	---	---	---	---	---	519.0	---
Temperature (Field)	Deg C	---	---	---	---	---	---	---	---	---	---	---	---	---	---	---	---	---	17.70	---
Turbidity (Field)	NTUs	---	---	---	---	---	---	---	---	---	---	---	---	---	---	---	---	---	0.52	---
Inorganics																				
Alkalinity (as CaCO3)	mg/l	---	---	---	---	---	---	---	---	---	---	---	---	---	---	---	144	---	---	---
Bicarbonate (Calculated by M&A)	mg/l	---	---	---	---	---	---	---	---	---	---	---	---	---	---	---	176	---	---	---
Bicarbonate Alkalinity (as CaCO3)	mg/l	---	---	---	---	---	---	---	---	---	---	---	---	---	---	---	144	---	---	---
Bromide	mg/l	---	---	---	---	---	---	---	---	---	---	---	---	---	---	---	0.117	---	---	---
Carbonate (Calculated by M&A)	mg/l	---	---	---	---	---	---	---	---	---	---	---	---	---	---	---	--	---	---	---
Carbonate Alkalinity (as CaCO3)	mg/l	---	---	---	---	---	---	---	---	---	---	---	---	---	---	---	<1.0	---	---	---
Chloride	mg/l	---	---	---	---	---	---	---	---	---	---	---	---	---	---	---	14.2	---	---	---
Fluoride	mg/l	---	---	---	---	---	---	---	---	140	---	---	---	140	---	---	0.320	---	---	---
Hardness (as CaCO3)	mg/l	---	---	---	---	---	---	---	---	---	---	---	---	---	---	218	---	---	---	---
Silica	mg/l	---	---	---	---	---	---	---	---	---	---	---	---	---	---	29.1	---	---	---	---
Sulfate	mg/l	---	---	---	---	---	---	---	---	---	---	---	---	---	---	---	123.0	---	---	---
Lab Parameters																				
Total Dissolved Solids (Laboratory)	mg/l	---	---	---	---	---	---	---	---	---	---	---	---	---	---	---	361	---	---	---
Total Suspended Solids	mg/l	---	---	---	---	---	---	---	---	---	---	---	---	---	---	---	<5.0	---	---	---
Metals																				
Aluminum	mg/l	---	---	---	---	---	---	---	---	---	---	---	---	---	---	<0.080	---	---	---	---
Antimony	mg/l	---	---	---	---	0.088	DIS	0.03	DIS	0.747	TRC	0.64	TRC	0.747	TRC	<0.00300	---	<0.00300	---	---
Arsenic	mg/l	0.2	TRC	0.44	DIS	0.34	DIS	0.15	DIS	0.03	TRC	0.08	TRC	0.28	TRC	<0.025	---	<0.025	---	---
Barium	mg/l	---	---	---	---	---	---	---	---	98	TRC	---	---	98	TRC	0.0310	---	---	---	---
Beryllium	mg/l	---	---	---	---	---	---	---	---	1.867	TRC	0.084	TRC	1.867	TRC	<0.00200	---	<0.00200	---	---
Boron	mg/l	---	---	---	---	---	---	---	---	186.667	TRC	---	---	186.667	TRC	---	---	<0.040	---	---
Cadmium	mg/l	0.05	---	0.048623	DIS	0.016779	DIS	0.000964	DIS	0.7	TRC	0.084	TRC	0.7	TRC	<0.000042	---	<0.002000	---	---
Calcium	mg/l	---	---	---	---	---	---	---	---	---	---	---	---	---	---	---	---	61.0	---	---
Chromium	mg/l	1	---	---	---	---	---	---	---	---	---	---	---	---	---	---	---	<0.0060	---	---
Chromium, Hexavalent‡	mg/l	---	---	0.034	DIS	0.016	DIS	0.011	DIS	2.8	TRC	0.15	TRC	2.8	TRC	---	---	<0.0060	---	---
Chromium, Trivalent‡	mg/l	---	---	3.6191	TRC	1.0787	TRC	0.1403	TRC	1400	TRC	75	TRC	1400	TRC	---	---	<0.0060	---	---
Cobalt	mg/l	---	---	---	---	---	---	---	---	---	---	---	---	---	---	<0.0060	---	---	---	---
Copper	mg/l	0.5	TRC	0.04848	DIS	0.02801	DIS	0.01743	DIS	1.3	TRC	---	---	1.3	TRC	0.00704	---	0.01100	---	---
Iron	mg/l	---	---	---	---	---	---	1	DIS	---	---	---	---	---	---	<0.060	---	---	---	---
Lead	mg/l	0.1	TRC	0.314799	DIS	0.149162	DIS	0.005813	DIS	0.015	TRC	---	---	0.015	TRC	<0.000017	---	<0.003000	---	---
Magnesium	mg/l	---	---	---	---	---	---	---	---	---	---	---	---	---	---	---	---	15.9	---	---
Manganese	mg/l	---	---	---	---	---	---	---	---	130.667	---	---	---	130.667	---	<0.0040	---	<0.0040	---	---
Mercury	mg/l	0.01	TRC	0.005	DIS	0.0024	DIS	0.00001	DIS	0.28	TRC	---	---	0.28	TRC	---	<0.00020	---	---	AZ Aquatic and Wildlife - Warm Water Chronic*
Molybdenum	mg/l	---	---	---	---	---	---	---	---	---	---	---	---	---	---	<0.0080	---	---	---	---
Nickel	mg/l	---	---	8.03997	DIS	0.90531	DIS	0.10055	DIS	28	TRC	0.511	TRC	28	TRC	<0.00100	---	<0.01000	---	---
Potassium	mg/l	---	---	---	---	---	---	---	---	---	---	---	---	---	---	---	---	1.03	---	---
Selenium	mg/l	0.05	TRC	0.033	TRC	---	---	0.002	TRC	4.667	TRC	0.667	TRC	4.667	TRC	---	---	0.00056 jd	---	---
Silver	mg/l	---	---	0.01229	DIS	0.01229	DIS	---	---	4.667	TRC	8	TRC	4.667	TRC	<0.000100	---	<0.005000	---	---

Station Name	LF 0.2 C
Sample ID	RESE-1002072
Sample Date	3/5/2009 12:00:00 PM
Basin	Mineral Creek Watershed
Sub-basin	Lyons Fork
QC Type	Original data

Surface Water Hydrochemical Data

MONTGOMERY & ASSOCIATES

Parameters and Constituents		Standards														Results				
Name	Units	AZ Agricultural Livestock Watering		AZ Aquatic and Wildlife - Ephemeral Acute		AZ Aquatic and Wildlife - Warm Water Acute		AZ Aquatic and Wildlife - Warm Water Chronic		AZ Full Body Contact		AZ Fish Consumption		AZ Partial Body Contact		Dissolved Results	Total Results	Total Recoverable Results	Field Results	Use Exceeded
		Standard	Fraction	Standard	Fraction	Standard	Fraction	Standard	Fraction	Standard	Fraction	Standard	Fraction	Standard	Fraction					
Metals																				
Sodium	mg/l	---	---	---	---	---	---	---	---	---	---	---	---	---	---	---	---	30.2	---	---
Strontium	mg/l	---	---	---	---	---	---	---	---	---	---	---	---	---	---	0.309	---	---	---	---
Thallium	mg/l	---	---	---	---	0.7	DIS	0.15	DIS	0.075	TRC	0.001	TRC	0.075	TRC	<0.00100	---	<0.00100	---	AZ Fish Consumption*
Zinc	mg/l	25	TRC	2.1522	DIS	0.2268	DIS	0.2268	DIS	280	TRC	5.106	TRC	280	TRC	<0.0100	---	<0.0100	---	---
Other																				
Dissolved Organic Carbon	mg/l	---	---	---	---	---	---	---	---	---	---	---	---	---	---	---	---	---	3.18	---
Mercury, Low Level	ng/l	---	---	---	---	---	---	---	---	---	---	---	---	---	---	0.52	---	---	---	---
Stable Isotopes																				
Delta Deuterium	per mil	---	---	---	---	---	---	---	---	---	---	---	---	---	---	---	-61.0	---	---	---
Delta Oxygen-18	per mil	---	---	---	---	---	---	---	---	---	---	---	---	---	---	---	-9.10	---	---	---
Delta Oxygen-18 of Sulfate	per mil	---	---	---	---	---	---	---	---	---	---	---	---	---	---	---	5.20	---	---	---
Delta Sulfur-34	per mil	---	---	---	---	---	---	---	---	---	---	---	---	---	---	---	-2.5	---	---	---

The hardness value used for calculation of hardness-dependent standards is the hardness of the sample itself, not the hardness of a receiving water.
* Detection limit exceeds standard
‡ For comparison only - no analysis exists

Station Name	LF 0.2 C
Sample ID	RESE-1002093
Sample Date	5/14/2009 10:30:00 AM
Basin	Mineral Creek Watershed
Sub-basin	Lyons Fork
QC Type	Original data

Surface Water Hydrochemical Data

MONTGOMERY & ASSOCIATES

Parameters and Constituents		Standards														Results				
Name	Units	AZ Agricultural Livestock Watering		AZ Aquatic and Wildlife - Ephemeral Acute		AZ Aquatic and Wildlife - Warm Water Acute		AZ Aquatic and Wildlife - Warm Water Chronic		AZ Full Body Contact		AZ Fish Consumption		AZ Partial Body Contact		Dissolved Results	Total Results	Total Recoverable Results	Field Results	Use Exceeded
		Standard	Fraction	Standard	Fraction	Standard	Fraction	Standard	Fraction	Standard	Fraction	Standard	Fraction	Standard	Fraction					
Field Parameters																				
Dissolved oxygen	mg/l	---	---	---	---	6	---	6	---	---	---	---	---	---	---	---	---	---	1.24	AZ Aquatic and Wildlife - Warm Water Acute† AZ Aquatic and Wildlife - Warm Water Chronic†
Flow Rate	gallons/minute	---	---	---	---	---	---	---	---	---	---	---	---	---	---	---	---	---	26.0	---
pH (Field)	s.u.	6.5 - 9	---	6.5 - 9	---	6.5 - 9	---	6.5 - 9	---	6.5 - 9	---	---	---	6.5 - 9	---	---	---	---	6.85	---
Specific Conductance (Field)	uS/cm	---	---	---	---	---	---	---	---	---	---	---	---	---	---	---	---	---	594.0	---
Temperature (Field)	Deg C	---	---	---	---	---	---	---	---	---	---	---	---	---	---	---	---	---	20.30	---
Turbidity (Field)	NTUs	---	---	---	---	---	---	---	---	---	---	---	---	---	---	---	---	---	1.31	---
Inorganics																				
Alkalinity (as CaCO3)	mg/l	---	---	---	---	---	---	---	---	---	---	---	---	---	---	---	187	---	---	---
Bicarbonate (Calculated by M&A)	mg/l	---	---	---	---	---	---	---	---	---	---	---	---	---	---	---	228	---	---	---
Bicarbonate Alkalinity (as CaCO3)	mg/l	---	---	---	---	---	---	---	---	---	---	---	---	---	---	---	187	---	---	---
Bromide	mg/l	---	---	---	---	---	---	---	---	---	---	---	---	---	---	---	0.117	---	---	---
Carbonate (Calculated by M&A)	mg/l	---	---	---	---	---	---	---	---	---	---	---	---	---	---	---	--	---	---	---
Carbonate Alkalinity (as CaCO3)	mg/l	---	---	---	---	---	---	---	---	---	---	---	---	---	---	---	<1.0	---	---	---
Chloride	mg/l	---	---	---	---	---	---	---	---	---	---	---	---	---	---	---	14.0	---	---	---
Fluoride	mg/l	---	---	---	---	---	---	---	---	140	---	---	---	140	---	---	0.342	---	---	---
Hardness (as CaCO3)	mg/l	---	---	---	---	---	---	---	---	---	---	---	---	---	---	---	---	247	---	---
Silica	mg/l	---	---	---	---	---	---	---	---	---	---	---	---	---	---	35.3	---	---	---	---
Sulfate	mg/l	---	---	---	---	---	---	---	---	---	---	---	---	---	---	---	125.0	---	---	---
Lab Parameters																				
Total Dissolved Solids (Laboratory)	mg/l	---	---	---	---	---	---	---	---	---	---	---	---	---	---	---	414	---	---	---
Total Suspended Solids	mg/l	---	---	---	---	---	---	---	---	---	---	---	---	---	---	---	7.0	---	---	---
Metals																				
Aluminum	mg/l	---	---	---	---	---	---	---	---	---	---	---	---	---	---	<0.0141	---	---	---	---
Antimony	mg/l	---	---	---	---	0.088	DIS	0.03	DIS	0.747	TRC	0.64	TRC	0.747	TRC	0.00023 j	---	<0.00055	---	---
Arsenic	mg/l	0.2	TRC	0.44	DIS	0.34	DIS	0.15	DIS	0.03	TRC	0.08	TRC	0.28	TRC	<0.0066	---	0.0042 j	---	---
Barium	mg/l	---	---	---	---	---	---	---	---	98	TRC	---	---	98	TRC	---	---	0.0351	---	---
Beryllium	mg/l	---	---	---	---	---	---	---	---	1.867	TRC	0.084	TRC	1.867	TRC	<0.00036	---	<0.00018	---	---
Boron	mg/l	---	---	---	---	---	---	---	---	186.667	TRC	---	---	186.667	TRC	---	---	0.0225	---	---
Cadmium	mg/l	0.05	---	0.087609	DIS	0.030232	DIS	0.001468	DIS	0.7	TRC	0.084	TRC	0.7	TRC	<0.000024	---	<0.000480	---	---
Calcium	mg/l	---	---	---	---	---	---	---	---	---	---	---	---	---	---	---	---	70.1	---	---
Chromium	mg/l	1	---	---	---	---	---	---	---	---	---	---	---	---	---	---	---	<0.0005	---	---
Chromium, Hexavalent‡	mg/l	---	---	0.034	DIS	0.016	DIS	0.011	DIS	2.8	TRC	0.15	TRC	2.8	TRC	---	---	<0.0005	---	---
Chromium, Trivalent‡	mg/l	---	---	5.9497	TRC	1.7733	TRC	0.2307	TRC	1400	TRC	75	TRC	1400	TRC	---	---	<0.0005	---	---
Cobalt	mg/l	---	---	---	---	---	---	---	---	---	---	---	---	---	---	<0.00065	---	---	---	---
Copper	mg/l	0.5	TRC	0.08588	DIS	0.04962	DIS	0.02928	DIS	1.3	TRC	---	---	1.3	TRC	0.00450	---	0.00650	---	---
Iron	mg/l	---	---	---	---	---	---	1	DIS	---	---	---	---	---	---	<0.0202	---	---	---	---
Lead	mg/l	0.1	TRC	0.592712	DIS	0.280846	DIS	0.010944	DIS	0.015	TRC	---	---	0.015	TRC	<0.000053	---	<0.000132	---	---
Magnesium	mg/l	---	---	---	---	---	---	---	---	---	---	---	---	---	---	---	---	17.4	---	---
Manganese	mg/l	---	---	---	---	---	---	---	---	130.667	---	---	---	130.667	---	0.0035 j	---	<0.00065	---	---
Mercury	mg/l	0.01	TRC	0.005	DIS	0.0024	DIS	0.00001	DIS	0.28	TRC	---	---	0.28	TRC	---	<0.00006	---	---	AZ Aquatic and Wildlife - Warm Water Chronic*
Molybdenum	mg/l	---	---	---	---	---	---	---	---	---	---	---	---	---	---	0.0072 j	---	---	---	---
Nickel	mg/l	---	---	13.43579	DIS	1.51289	DIS	0.16804	DIS	28	TRC	0.511	TRC	28	TRC	0.00130	---	<0.00110	---	---
Potassium	mg/l	---	---	---	---	---	---	---	---	---	---	---	---	---	---	---	---	1.01	---	---
Selenium	mg/l	0.05	TRC	0.033	TRC	---	---	0.002	TRC	4.667	TRC	0.667	TRC	4.667	TRC	---	---	<0.00060	---	---
Silver	mg/l	---	---	0.034911	DIS	0.034911	DIS	---	---	4.667	TRC	8	TRC	4.667	TRC	<0.000019	---	<0.000210	---	---

Station Name	LF 0.2 C
Sample ID	RESE-1002093
Sample Date	5/14/2009 10:30:00 AM
Basin	Mineral Creek Watershed
Sub-basin	Lyons Fork
QC Type	Original data

Surface Water Hydrochemical Data

MONTGOMERY & ASSOCIATES

Parameters and Constituents		Standards														Results				
Name	Units	AZ Agricultural Livestock Watering		AZ Aquatic and Wildlife - Ephemeral Acute		AZ Aquatic and Wildlife - Warm Water Acute		AZ Aquatic and Wildlife - Warm Water Chronic		AZ Full Body Contact		AZ Fish Consumption		AZ Partial Body Contact		Dissolved Results	Total Results	Total Recoverable Results	Field Results	Use Exceeded
		Standard	Fraction	Standard	Fraction	Standard	Fraction	Standard	Fraction	Standard	Fraction	Standard	Fraction	Standard	Fraction					
Metals																				
Sodium	mg/l	---	---	---	---	---	---	---	---	---	---	---	---	---	---	---	---	35.4	---	---
Strontium	mg/l	---	---	---	---	---	---	---	---	---	---	---	---	---	---	0.330	---	---	---	---
Strontium (by isotope dilution)	ppm	---	---	---	---	---	---	---	---	---	---	---	---	---	---	---	0.3723	---	---	---
Thallium	mg/l	---	---	---	---	0.7	DIS	0.15	DIS	0.075	TRC	0.001	TRC	0.075	TRC	<0.000023	---	<0.000058	---	---
Uranium	mg/l	---	---	---	---	---	---	---	---	2.8	---	---	---	2.8	---	---	0.0041	---	---	---
Zinc	mg/l	25	TRC	3.5994	DIS	0.3793	DIS	0.3793	DIS	280	TRC	5.106	TRC	280	TRC	<0.0019	---	0.0019 j	---	---
Other																				
Dissolved Organic Carbon	mg/l	---	---	---	---	---	---	---	---	---	---	---	---	---	---	---	---	---	1.93	---
Mercury, Low Level	ng/l	---	---	---	---	---	---	---	---	---	---	---	---	---	---	<0.50	---	---	---	---
Radiogenic Isotopes																				
Strontium 87/86	none	---	---	---	---	---	---	---	---	---	---	---	---	---	---	---	0.722708	---	---	---
Tritium	TU	---	---	---	---	---	---	---	---	---	---	---	---	---	---	---	3.30	---	---	---
Radiologicals																				
Gross Alpha	pCi/l	---	---	---	---	---	---	---	---	---	---	---	---	---	---	---	4.9	---	---	---
Gross Beta	pCi/l	---	---	---	---	---	---	---	---	---	---	---	---	---	---	---	<2.7	---	---	---
Uranium Activity (Calc 907.0)	pCi/l	---	---	---	---	---	---	---	---	---	---	---	---	---	---	---	3.4	---	---	---
Radionuclides																				
Radium 226	pCi/l	---	---	---	---	---	---	---	---	---	---	---	---	---	---	---	<0.20	---	---	---
Radium 226 + Radium 228	pCi/l	---	---	---	---	---	---	---	---	---	---	---	---	---	---	---	--	---	---	---
Radium 228	pCi/l	---	---	---	---	---	---	---	---	---	---	---	---	---	---	---	<1.20	---	---	---
U-234/U-238	none	---	---	---	---	---	---	---	---	---	---	---	---	---	---	---	1.4	---	---	---
Uranium 234	pCi/l	---	---	---	---	---	---	---	---	---	---	---	---	---	---	---	1.9	---	---	---
Uranium 235	pCi/l	---	---	---	---	---	---	---	---	---	---	---	---	---	---	---	<0.10	---	---	---
Uranium 238	pCi/l	---	---	---	---	---	---	---	---	---	---	---	---	---	---	---	1.4	---	---	---
Stable Isotopes																				
Delta Deuterium	per mil	---	---	---	---	---	---	---	---	---	---	---	---	---	---	---	-62.0	---	---	---
Delta Oxygen-18	per mil	---	---	---	---	---	---	---	---	---	---	---	---	---	---	---	-9.10	---	---	---
Delta Oxygen-18 of Sulfate	per mil	---	---	---	---	---	---	---	---	---	---	---	---	---	---	---	4.30	---	---	---
Delta Sulfur-34	per mil	---	---	---	---	---	---	---	---	---	---	---	---	---	---	---	-1.8	---	---	---

The hardness value used for calculation of hardness-dependent standards is the hardness of the sample itself, not the hardness of a receiving water.
* Detection limit exceeds standard
† Exceedance is considered less than regulatory limit
‡ For comparison only - no analysis exists

Station Name	LF 0.2 C
Sample ID	RESE-1002106
Sample Date	8/6/2009 4:00:00 PM
Basin	Mineral Creek Watershed
Sub-basin	Lyons Fork
QC Type	Original data

Surface Water Hydrochemical Data

MONTGOMERY & ASSOCIATES

Parameters and Constituents		Standards														Results				
Name	Units	AZ Agricultural Livestock Watering		AZ Aquatic and Wildlife - Ephemeral Acute		AZ Aquatic and Wildlife - Warm Water Acute		AZ Aquatic and Wildlife - Warm Water Chronic		AZ Full Body Contact		AZ Fish Consumption		AZ Partial Body Contact		Dissolved Results	Total Results	Total Recoverable Results	Field Results	Use Exceeded
		Standard	Fraction	Standard	Fraction	Standard	Fraction	Standard	Fraction	Standard	Fraction	Standard	Fraction	Standard	Fraction					
Field Parameters																				
Dissolved oxygen	mg/l	---	---	---	---	6	---	6	---	---	---	---	---	---	---	---	---	---	17.33	---
pH (Field)	s.u.	6.5 - 9	---	6.5 - 9	---	6.5 - 9	---	6.5 - 9	---	6.5 - 9	---	---	---	6.5 - 9	---	---	---	---	6.79	---
Specific Conductance (Field)	uS/cm	---	---	---	---	---	---	---	---	---	---	---	---	---	---	---	---	---	658.0	---
Temperature (Field)	Deg C	---	---	---	---	---	---	---	---	---	---	---	---	---	---	---	---	---	23.60	---
Turbidity (Field)	NTUs	---	---	---	---	---	---	---	---	---	---	---	---	---	---	---	---	---	6.24	---
Inorganics																				
Alkalinity (as CaCO3)	mg/l	---	---	---	---	---	---	---	---	---	---	---	---	---	---	---	182	---	---	---
Bicarbonate (Calculated by M&A)	mg/l	---	---	---	---	---	---	---	---	---	---	---	---	---	---	---	222	---	---	---
Bicarbonate Alkalinity (as CaCO3)	mg/l	---	---	---	---	---	---	---	---	---	---	---	---	---	---	---	182	---	---	---
Bromide	mg/l	---	---	---	---	---	---	---	---	---	---	---	---	---	---	---	<0.100	---	---	---
Carbonate (Calculated by M&A)	mg/l	---	---	---	---	---	---	---	---	---	---	---	---	---	---	---	--	---	---	---
Carbonate Alkalinity (as CaCO3)	mg/l	---	---	---	---	---	---	---	---	---	---	---	---	---	---	---	<1.0	---	---	---
Chloride	mg/l	---	---	---	---	---	---	---	---	---	---	---	---	---	---	---	13.7	---	---	---
Fluoride	mg/l	---	---	---	---	---	---	---	---	140	---	---	---	140	---	---	0.304	---	---	---
Hardness (as CaCO3)	mg/l	---	---	---	---	---	---	---	---	---	---	---	---	---	---	---	---	241	---	---
Silica	mg/l	---	---	---	---	---	---	---	---	---	---	---	---	---	---	39.1	---	---	---	---
Sulfate	mg/l	---	---	---	---	---	---	---	---	---	---	---	---	---	---	---	120.0	---	---	---
Lab Parameters																				
Total Dissolved Solids (Laboratory)	mg/l	---	---	---	---	---	---	---	---	---	---	---	---	---	---	---	404	---	---	---
Total Suspended Solids	mg/l	---	---	---	---	---	---	---	---	---	---	---	---	---	---	---	5.0	---	---	---
Metals																				
Aluminum	mg/l	---	---	---	---	---	---	---	---	---	---	---	---	---	---	<0.0192	---	---	---	---
Antimony	mg/l	---	---	---	---	0.088	DIS	0.03	DIS	0.747	TRC	0.64	TRC	0.747	TRC	<0.00022	---	<0.00028	---	---
Arsenic	mg/l	0.2	TRC	0.44	DIS	0.34	DIS	0.15	DIS	0.03	TRC	0.08	TRC	0.28	TRC	0.0146 j	---	<0.0028	---	---
Barium	mg/l	---	---	---	---	---	---	---	---	98	TRC	---	---	98	TRC	0.0365	---	---	---	---
Beryllium	mg/l	---	---	---	---	---	---	---	---	1.867	TRC	0.084	TRC	1.867	TRC	<0.00024	---	<0.00012	---	---
Boron	mg/l	---	---	---	---	---	---	---	---	186.667	TRC	---	---	186.667	TRC	---	---	0.027	---	---
Cadmium	mg/l	0.05	---	0.087609	DIS	0.030232	DIS	0.001468	DIS	0.7	TRC	0.084	TRC	0.7	TRC	<0.000024	---	<0.000240	---	---
Calcium	mg/l	---	---	---	---	---	---	---	---	---	---	---	---	---	---	---	---	69.9	---	---
Chromium	mg/l	1	---	---	---	---	---	---	---	---	---	---	---	---	---	---	---	<0.0004	---	---
Chromium, Hexavalent‡	mg/l	---	---	0.034	DIS	0.016	DIS	0.011	DIS	2.8	TRC	0.15	TRC	2.8	TRC	---	---	<0.0004	---	---
Chromium, Trivalent‡	mg/l	---	---	5.9497	TRC	1.7733	TRC	0.2307	TRC	1400	TRC	75	TRC	1400	TRC	---	---	<0.0004	---	---
Cobalt	mg/l	---	---	---	---	---	---	---	---	---	---	---	---	---	---	<0.00085	---	---	---	---
Copper	mg/l	0.5	TRC	0.08588	DIS	0.04962	DIS	0.02928	DIS	1.3	TRC	---	---	1.3	TRC	0.00230	---	0.01770	---	---
Iron	mg/l	---	---	---	---	---	---	1	DIS	---	---	---	---	---	---	0.0742 j	---	---	---	---
Lead	mg/l	0.1	TRC	0.592712	DIS	0.280846	DIS	0.010944	DIS	0.015	TRC	---	---	0.015	TRC	<0.000054	---	0.002100 j	---	---
Magnesium	mg/l	---	---	---	---	---	---	---	---	---	---	---	---	---	---	---	---	16.1	---	---
Manganese	mg/l	---	---	---	---	---	---	---	---	130.667	---	---	---	130.667	---	0.0172	---	0.0243	---	---
Molybdenum	mg/l	---	---	---	---	---	---	---	---	---	---	---	---	---	---	0.0048 j	---	---	---	---
Nickel	mg/l	---	---	13.43579	DIS	1.51289	DIS	0.16804	DIS	28	TRC	0.511	TRC	28	TRC	0.00180	---	<0.00095	---	---
Potassium	mg/l	---	---	---	---	---	---	---	---	---	---	---	---	---	---	---	---	1.50	---	---
Selenium	mg/l	0.05	TRC	0.033	TRC	---	---	0.002	TRC	4.667	TRC	0.667	TRC	4.667	TRC	---	---	0.00052 j	---	---
Silver	mg/l	---	---	0.034911	DIS	0.034911	DIS	---	---	4.667	TRC	8	TRC	4.667	TRC	<0.000019	---	<0.000240	---	---
Sodium	mg/l	---	---	---	---	---	---	---	---	---	---	---	---	---	---	---	---	36.0	---	---
Strontium	mg/l	---	---	---	---	---	---	---	---	---	---	---	---	---	---	0.330	---	---	---	---

Station Name	LF 0.2 C
Sample ID	RESE-1002106
Sample Date	8/6/2009 4:00:00 PM
Basin	Mineral Creek Watershed
Sub-basin	Lyons Fork
QC Type	Original data

Surface Water Hydrochemical Data

MONTGOMERY & ASSOCIATES

Parameters and Constituents		Standards														Results				
Name	Units	AZ Agricultural Livestock Watering		AZ Aquatic and Wildlife - Ephemeral Acute		AZ Aquatic and Wildlife - Warm Water Acute		AZ Aquatic and Wildlife - Warm Water Chronic		AZ Full Body Contact		AZ Fish Consumption		AZ Partial Body Contact		Dissolved Results	Total Results	Total Recoverable Results	Field Results	Use Exceeded
		Standard	Fraction	Standard	Fraction	Standard	Fraction	Standard	Fraction	Standard	Fraction	Standard	Fraction	Standard	Fraction					
Metals																				
Thallium	mg/l	---	---	---	---	0.7	DIS	0.15	DIS	0.075	TRC	0.001	TRC	0.075	TRC	<0.000023	---	<0.000029	---	---
Zinc	mg/l	25	TRC	3.5994	DIS	0.3793	DIS	0.3793	DIS	280	TRC	5.106	TRC	280	TRC	<0.0026	---	0.0028 j	---	---
Other																				
Dissolved Organic Carbon	mg/l	---	---	---	---	---	---	---	---	---	---	---	---	---	---	2.68	---	---	---	---

The hardness value used for calculation of hardness-dependent standards is the hardness of the sample itself, not the hardness of a receiving water.

‡ For comparison only - no analysis exists

Station Name	LF 0.2 C
Sample ID	RESE-1002111
Sample Date	12/15/2009 9:45:00 AM
Basin	Mineral Creek Watershed
Sub-basin	Lyons Fork
QC Type	Original data

Surface Water Hydrochemical Data

MONTGOMERY & ASSOCIATES

Parameters and Constituents		Standards														Results				
Name	Units	AZ Agricultural Livestock Watering		AZ Aquatic and Wildlife - Ephemeral Acute		AZ Aquatic and Wildlife - Warm Water Acute		AZ Aquatic and Wildlife - Warm Water Chronic		AZ Full Body Contact		AZ Fish Consumption		AZ Partial Body Contact		Dissolved Results	Total Results	Total Recoverable Results	Field Results	Use Exceeded
		Standard	Fraction	Standard	Fraction	Standard	Fraction	Standard	Fraction	Standard	Fraction	Standard	Fraction	Standard	Fraction					
Field Parameters																				
Dissolved oxygen	mg/l	---	---	---	---	6	---	6	---	---	---	---	---	---	---	---	---	---	5.53	AZ Aquatic and Wildlife - Warm Water Acute† AZ Aquatic and Wildlife - Warm Water Chronic†
Flow Rate	gallons/minute	---	---	---	---	---	---	---	---	---	---	---	---	---	---	---	---	---	0.0	---
pH (Field)	s.u.	6.5 - 9	---	6.5 - 9	---	6.5 - 9	---	6.5 - 9	---	6.5 - 9	---	---	---	6.5 - 9	---	---	---	---	7.00	---
Specific Conductance (Field)	uS/cm	---	---	---	---	---	---	---	---	---	---	---	---	---	---	---	---	---	533.0	---
Temperature (Field)	Deg C	---	---	---	---	---	---	---	---	---	---	---	---	---	---	---	---	---	16.70	---
Inorganics																				
Alkalinity (as CaCO3)	mg/l	---	---	---	---	---	---	---	---	---	---	---	---	---	---	---	131	---	---	---
Bicarbonate (Calculated by M&A)	mg/l	---	---	---	---	---	---	---	---	---	---	---	---	---	---	---	160	---	---	---
Bicarbonate Alkalinity (as CaCO3)	mg/l	---	---	---	---	---	---	---	---	---	---	---	---	---	---	---	131	---	---	---
Bromide	mg/l	---	---	---	---	---	---	---	---	---	---	---	---	---	---	---	<0.100	---	---	---
Carbonate (Calculated by M&A)	mg/l	---	---	---	---	---	---	---	---	---	---	---	---	---	---	---	--	---	---	---
Carbonate Alkalinity (as CaCO3)	mg/l	---	---	---	---	---	---	---	---	---	---	---	---	---	---	---	<1.0	---	---	---
Chloride	mg/l	---	---	---	---	---	---	---	---	---	---	---	---	---	---	---	12.8	---	---	---
Fluoride	mg/l	---	---	---	---	---	---	---	---	140	---	---	---	140	---	---	0.229	---	---	---
Hardness (as CaCO3)	mg/l	---	---	---	---	---	---	---	---	---	---	---	---	---	---	---	---	203	---	---
Silica	mg/l	---	---	---	---	---	---	---	---	---	---	---	---	---	---	37.4	---	---	---	---
Sulfate	mg/l	---	---	---	---	---	---	---	---	---	---	---	---	---	---	---	117.0	---	---	---
Lab Parameters																				
Total Dissolved Solids (Laboratory)	mg/l	---	---	---	---	---	---	---	---	---	---	---	---	---	---	---	410	---	---	---
Total Suspended Solids	mg/l	---	---	---	---	---	---	---	---	---	---	---	---	---	---	---	<5.0	---	---	---
Metals																				
Aluminum	mg/l	---	---	---	---	---	---	---	---	---	---	---	---	---	---	<0.080	---	---	---	---
Antimony	mg/l	---	---	---	---	0.088	DIS	0.03	DIS	0.747	TRC	0.64	TRC	0.747	TRC	<0.00300	---	<0.00300	---	---
Arsenic	mg/l	0.2	TRC	0.44	DIS	0.34	DIS	0.15	DIS	0.03	TRC	0.08	TRC	0.28	TRC	<0.025	---	<0.025	---	---
Barium	mg/l	---	---	---	---	---	---	---	---	98	TRC	---	---	98	TRC	0.0338	---	---	---	---
Beryllium	mg/l	---	---	---	---	---	---	---	---	1.867	TRC	0.084	TRC	1.867	TRC	---	---	<0.00200	---	---
Boron	mg/l	---	---	---	---	---	---	---	---	186.667	TRC	---	---	186.667	TRC	---	---	<0.040	---	---
Cadmium	mg/l	0.05	---	0.045372	DIS	0.015657	DIS	0.000918	DIS	0.7	TRC	0.084	TRC	0.7	TRC	<0.000024	---	<0.002000	---	---
Calcium	mg/l	---	---	---	---	---	---	---	---	---	---	---	---	---	---	---	---	58.5	---	---
Chromium	mg/l	1	---	---	---	---	---	---	---	---	---	---	---	---	---	---	---	<0.0060	---	---
Chromium, Hexavalent‡	mg/l	---	---	0.034	DIS	0.016	DIS	0.011	DIS	2.8	TRC	0.15	TRC	2.8	TRC	---	---	<0.0060	---	---
Chromium, Trivalent‡	mg/l	---	---	3.4139	TRC	1.0175	TRC	0.1324	TRC	1400	TRC	75	TRC	1400	TRC	---	---	<0.0060	---	---
Cobalt	mg/l	---	---	---	---	---	---	---	---	---	---	---	---	---	---	<0.0060	---	---	---	---
Copper	mg/l	0.5	TRC	0.04533	DIS	0.02619	DIS	0.0164	DIS	1.3	TRC	---	---	1.3	TRC	0.00524	---	<0.01000	---	---
Iron	mg/l	---	---	---	---	---	---	1	DIS	---	---	---	---	---	---	<0.060	---	---	---	---
Lead	mg/l	0.1	TRC	0.291897	DIS	0.13831	DIS	0.00539	DIS	0.015	TRC	---	---	0.015	TRC	<0.000053	---	<0.003000	---	---
Magnesium	mg/l	---	---	---	---	---	---	---	---	---	---	---	---	---	---	---	---	13.9	---	---
Manganese	mg/l	---	---	---	---	---	---	---	---	130.667	---	---	---	130.667	---	0.0128	---	0.0074	---	---
Mercury	mg/l	0.01	TRC	0.005	DIS	0.0024	DIS	0.00001	DIS	0.28	TRC	---	---	0.28	TRC	---	<0.00020	---	---	AZ Aquatic and Wildlife - Warm Water Chronic*
Molybdenum	mg/l	---	---	---	---	---	---	---	---	---	---	---	---	---	---	<0.0080	---	---	---	---
Nickel	mg/l	---	---	7.56941	DIS	0.85233	DIS	0.09467	DIS	28	TRC	0.511	TRC	28	TRC	0.00145	---	<0.01000	---	---
Potassium	mg/l	---	---	---	---	---	---	---	---	---	---	---	---	---	---	---	---	0.95	---	---
Selenium	mg/l	0.05	TRC	0.033	TRC	---	---	0.002	TRC	4.667	TRC	0.667	TRC	4.667	TRC	---	---	0.00068 jd	---	---
Silver	mg/l	---	---	0.010872	DIS	0.010872	DIS	---	---	4.667	TRC	8	TRC	4.667	TRC	<0.000100	---	<0.005000	---	---
Sodium	mg/l	---	---	---	---	---	---	---	---	---	---	---	---	---	---	---	---	30.9	---	---

Station Name	LF 0.2 C
Sample ID	RESE-1002111
Sample Date	12/15/2009 9:45:00 AM
Basin	Mineral Creek Watershed
Sub-basin	Lyons Fork
QC Type	Original data

Surface Water Hydrochemical Data

MONTGOMERY & ASSOCIATES

Parameters and Constituents		Standards														Results				
Name	Units	AZ Agricultural Livestock Watering		AZ Aquatic and Wildlife - Ephemeral Acute		AZ Aquatic and Wildlife - Warm Water Acute		AZ Aquatic and Wildlife - Warm Water Chronic		AZ Full Body Contact		AZ Fish Consumption		AZ Partial Body Contact		Dissolved Results	Total Results	Total Recoverable Results	Field Results	Use Exceeded
		Standard	Fraction	Standard	Fraction	Standard	Fraction	Standard	Fraction	Standard	Fraction	Standard	Fraction	Standard	Fraction					
Metals																				
Strontium	mg/l	---	---	---	---	---	---	---	---	---	---	---	---	---	---	0.312	---	---	---	---
Thallium	mg/l	---	---	---	---	0.7	DIS	0.15	DIS	0.075	TRC	0.001	TRC	0.075	TRC	<0.00100	---	<0.00100	---	AZ Fish Consumption*
Zinc	mg/l	25	TRC	2.026	DIS	0.2135	DIS	0.2135	DIS	280	TRC	5.106	TRC	280	TRC	<0.0100	---	<0.0100	---	---
Other																				
Dissolved Organic Carbon	mg/l	---	---	---	---	---	---	---	---	---	---	---	---	---	---	2.86	---	---	---	---

The hardness value used for calculation of hardness-dependent standards is the hardness of the sample itself, not the hardness of a receiving water.
* Detection limit exceeds standard
† Exceedance is considered less than regulatory limit
‡ For comparison only - no analysis exists

Station Name	LF 0.2 C
Sample ID	RESE-1002124
Sample Date	2/15/2010 4:50:00 PM
Basin	Mineral Creek Watershed
Sub-basin	Lyons Fork
QC Type	Original data

Surface Water Hydrochemical Data

MONTGOMERY & ASSOCIATES

Parameters and Constituents		Standards														Results				
Name	Units	AZ Agricultural Livestock Watering		AZ Aquatic and Wildlife - Ephemeral Acute		AZ Aquatic and Wildlife - Warm Water Acute		AZ Aquatic and Wildlife - Warm Water Chronic		AZ Full Body Contact		AZ Fish Consumption		AZ Partial Body Contact		Dissolved Results	Total Results	Total Recoverable Results	Field Results	Use Exceeded
		Standard	Fraction	Standard	Fraction	Standard	Fraction	Standard	Fraction	Standard	Fraction	Standard	Fraction	Standard	Fraction					
Field Parameters																				
Dissolved oxygen	mg/l	---	---	---	---	6	---	6	---	---	---	---	---	---	---	---	---	---	8.59	---
Flow Rate	gallons/minute	---	---	---	---	---	---	---	---	---	---	---	---	---	---	---	---	---	47.5 j	---
pH (Field)	s.u.	6.5 - 9	---	6.5 - 9	---	6.5 - 9	---	6.5 - 9	---	6.5 - 9	---	---	---	6.5 - 9	---	---	---	---	7.65	---
Specific Conductance (Field)	uS/cm	---	---	---	---	---	---	---	---	---	---	---	---	---	---	---	---	---	449.4	---
Temperature (Field)	Deg C	---	---	---	---	---	---	---	---	---	---	---	---	---	---	---	---	---	15.60	---
Turbidity (Field)	NTUs	---	---	---	---	---	---	---	---	---	---	---	---	---	---	---	---	---	4.34	---
Inorganics																				
Alkalinity (as CaCO3)	mg/l	---	---	---	---	---	---	---	---	---	---	---	---	---	---	---	118	---	---	---
Bicarbonate (Calculated by M&A)	mg/l	---	---	---	---	---	---	---	---	---	---	---	---	---	---	---	144	---	---	---
Bicarbonate Alkalinity (as CaCO3)	mg/l	---	---	---	---	---	---	---	---	---	---	---	---	---	---	---	118	---	---	---
Bromide	mg/l	---	---	---	---	---	---	---	---	---	---	---	---	---	---	---	<0.100	---	---	---
Carbonate (Calculated by M&A)	mg/l	---	---	---	---	---	---	---	---	---	---	---	---	---	---	---	--	---	---	---
Carbonate Alkalinity (as CaCO3)	mg/l	---	---	---	---	---	---	---	---	---	---	---	---	---	---	---	<1.0	---	---	---
Chloride	mg/l	---	---	---	---	---	---	---	---	---	---	---	---	---	---	---	10.2	---	---	---
Fluoride	mg/l	---	---	---	---	---	---	---	---	140	---	---	---	140	---	---	0.207	---	---	---
Hardness (as CaCO3)	mg/l	---	---	---	---	---	---	---	---	---	---	---	---	---	---	---	---	175	---	---
Silica	mg/l	---	---	---	---	---	---	---	---	---	---	---	---	---	---	32.9	---	---	---	---
Sulfate	mg/l	---	---	---	---	---	---	---	---	---	---	---	---	---	---	---	93.3	---	---	---
Lab Parameters																				
Total Dissolved Solids (Laboratory)	mg/l	---	---	---	---	---	---	---	---	---	---	---	---	---	---	---	286	---	---	---
Total Suspended Solids	mg/l	---	---	---	---	---	---	---	---	---	---	---	---	---	---	---	<5.0	---	---	---
Metals																				
Aluminum	mg/l	---	---	---	---	---	---	---	---	---	---	---	---	---	---	<0.080	---	---	---	---
Antimony	mg/l	---	---	---	---	0.088	DIS	0.03	DIS	0.747	TRC	0.64	TRC	0.747	TRC	<0.00300	---	<0.00300	---	---
Arsenic	mg/l	0.2	TRC	0.44	DIS	0.34	DIS	0.15	DIS	0.03	TRC	0.08	TRC	0.28	TRC	<0.025	---	<0.025	---	---
Barium	mg/l	---	---	---	---	---	---	---	---	98	TRC	---	---	98	TRC	0.0244	---	---	---	---
Beryllium	mg/l	---	---	---	---	---	---	---	---	1.867	TRC	0.084	TRC	1.867	TRC	---	---	<0.00200	---	---
Boron	mg/l	---	---	---	---	---	---	---	---	186.667	TRC	---	---	186.667	TRC	---	---	<0.040	---	---
Cadmium	mg/l	0.05	---	0.039282	DIS	0.013555	DIS	0.000828	DIS	0.7	TRC	0.084	TRC	0.7	TRC	<0.000024	---	<0.002000	---	---
Calcium	mg/l	---	---	---	---	---	---	---	---	---	---	---	---	---	---	---	---	48.9	---	---
Chromium	mg/l	1	---	---	---	---	---	---	---	---	---	---	---	---	---	---	---	<0.0060	---	---
Chromium, Hexavalent‡	mg/l	---	---	0.034	DIS	0.016	DIS	0.011	DIS	2.8	TRC	0.15	TRC	2.8	TRC	---	---	<0.0060	---	---
Chromium, Trivalent‡	mg/l	---	---	3.0231	TRC	0.901	TRC	0.1172	TRC	1400	TRC	75	TRC	1400	TRC	---	---	<0.0060	---	---
Cobalt	mg/l	---	---	---	---	---	---	---	---	---	---	---	---	---	---	<0.0060	---	---	---	---
Copper	mg/l	0.5	TRC	0.03941	DIS	0.02277	DIS	0.01445	DIS	1.3	TRC	---	---	1.3	TRC	0.00922	---	0.01300	---	---
Iron	mg/l	---	---	---	---	---	---	1	DIS	---	---	---	---	---	---	<0.060	---	---	---	---
Lead	mg/l	0.1	TRC	0.249241	DIS	0.118099	DIS	0.004602	DIS	0.015	TRC	---	---	0.015	TRC	<0.000053	---	<0.003000	---	---
Magnesium	mg/l	---	---	---	---	---	---	---	---	---	---	---	---	---	---	---	---	12.9	---	---
Manganese	mg/l	---	---	---	---	---	---	---	---	130.667	---	---	---	130.667	---	<0.0040	---	<0.0040	---	---
Mercury	mg/l	0.01	TRC	0.005	DIS	0.0024	DIS	0.00001	DIS	0.28	TRC	---	---	0.28	TRC	---	<0.00020	---	---	AZ Aquatic and Wildlife - Warm Water Chronic*
Molybdenum	mg/l	---	---	---	---	---	---	---	---	---	---	---	---	---	---	<0.0080	---	---	---	---
Nickel	mg/l	---	---	6.67622	DIS	0.75175	DIS	0.0835	DIS	28	TRC	0.511	TRC	28	TRC	<0.00100	---	<0.01000	---	---
Potassium	mg/l	---	---	---	---	---	---	---	---	---	---	---	---	---	---	---	---	1.24	---	---
Selenium	mg/l	0.05	TRC	0.033	TRC	---	---	0.002	TRC	4.667	TRC	0.667	TRC	4.667	TRC	---	---	0.00069 jd	---	---
Silver	mg/l	---	---	0.008423	DIS	0.008423	DIS	---	---	4.667	TRC	8	TRC	4.667	TRC	<0.000100	---	<0.005000	---	---

Station Name	LF 0.2 C
Sample ID	RESE-1002124
Sample Date	2/15/2010 4:50:00 PM
Basin	Mineral Creek Watershed
Sub-basin	Lyons Fork
QC Type	Original data

Surface Water Hydrochemical Data

MONTGOMERY & ASSOCIATES

Parameters and Constituents		Standards														Results				
Name	Units	AZ Agricultural Livestock Watering		AZ Aquatic and Wildlife - Ephemeral Acute		AZ Aquatic and Wildlife - Warm Water Acute		AZ Aquatic and Wildlife - Warm Water Chronic		AZ Full Body Contact		AZ Fish Consumption		AZ Partial Body Contact		Dissolved Results	Total Results	Total Recoverable Results	Field Results	Use Exceeded
		Standard	Fraction	Standard	Fraction	Standard	Fraction	Standard	Fraction	Standard	Fraction	Standard	Fraction	Standard	Fraction					
Metals																				
Sodium	mg/l	---	---	---	---	---	---	---	---	---	---	---	---	---	---	---	---	24.9	---	---
Strontium	mg/l	---	---	---	---	---	---	---	---	---	---	---	---	---	---	0.249	---	---	---	---
Thallium	mg/l	---	---	---	---	0.7	DIS	0.15	DIS	0.075	TRC	0.001	TRC	0.075	TRC	<0.00100	---	<0.00100	---	AZ Fish Consumption*
Zinc	mg/l	25	TRC	1.7866	DIS	0.1883	DIS	0.1883	DIS	280	TRC	5.106	TRC	280	TRC	<0.0100	---	<0.0100	---	---
Other																				
Dissolved Organic Carbon	mg/l	---	---	---	---	---	---	---	---	---	---	---	---	---	---	2.99	---	---	---	---

The hardness value used for calculation of hardness-dependent standards is the hardness of the sample itself, not the hardness of a receiving water.
* Detection limit exceeds standard
‡ For comparison only - no analysis exists

Station Name	LF 0.2 C
Sample ID	RESE-1002133
Sample Date	3/18/2010 4:30:00 PM
Basin	Mineral Creek Watershed
Sub-basin	Lyons Fork
QC Type	Original data

Surface Water Hydrochemical Data

MONTGOMERY & ASSOCIATES

Parameters and Constituents		Standards														Results				
Name	Units	AZ Agricultural Livestock Watering		AZ Aquatic and Wildlife - Ephemeral Acute		AZ Aquatic and Wildlife - Warm Water Acute		AZ Aquatic and Wildlife - Warm Water Chronic		AZ Full Body Contact		AZ Fish Consumption		AZ Partial Body Contact		Dissolved Results	Total Results	Total Recoverable Results	Field Results	Use Exceeded
		Standard	Fraction	Standard	Fraction	Standard	Fraction	Standard	Fraction	Standard	Fraction	Standard	Fraction	Standard	Fraction					
Field Parameters																				
Dissolved oxygen	mg/l	---	---	---	---	6	---	6	---	---	---	---	---	---	---	---	---	---	6.97	---
Flow Rate	gallons/minute	---	---	---	---	---	---	---	---	---	---	---	---	---	---	---	---	---	1930.0	---
pH (Field)	s.u.	6.5 - 9	---	6.5 - 9	---	6.5 - 9	---	6.5 - 9	---	6.5 - 9	---	---	---	6.5 - 9	---	---	---	---	7.74	---
Specific Conductance (Field)	uS/cm	---	---	---	---	---	---	---	---	---	---	---	---	---	---	---	---	---	384.4	---
Temperature (Field)	Deg C	---	---	---	---	---	---	---	---	---	---	---	---	---	---	---	---	---	17.50	---
Turbidity (Field)	NTUs	---	---	---	---	---	---	---	---	---	---	---	---	---	---	---	---	---	2.51	---
Metals																				
Strontium (by isotope dilution)	ppm	---	---	---	---	---	---	---	---	---	---	---	---	---	---	---	0.3120	---	---	---
Uranium	mg/l	---	---	---	---	---	---	---	---	2.8	---	---	---	2.8	---	---	0.0024	---	---	---
Radiogenic Isotopes																				
Carbon 14	pmC	---	---	---	---	---	---	---	---	---	---	---	---	---	---	---	102.90	---	---	---
Strontium 87/86	none	---	---	---	---	---	---	---	---	---	---	---	---	---	---	---	0.730685	---	---	---
Tritium	TU	---	---	---	---	---	---	---	---	---	---	---	---	---	---	---	3.16	---	---	---
Radiologicals																				
Gross Alpha	pCi/l	---	---	---	---	---	---	---	---	---	---	---	---	---	---	---	1.7	---	---	---
Gross Beta	pCi/l	---	---	---	---	---	---	---	---	---	---	---	---	---	---	---	<1.6	---	---	---
Uranium Activity (Calc 200.8)	pCi/l	---	---	---	---	---	---	---	---	---	---	---	---	---	---	---	1.6	---	---	---
Uranium Activity (Calc 907.0)	pCi/l	---	---	---	---	---	---	---	---	---	---	---	---	---	---	---	1.6	---	---	---
Radionuclides																				
Radium 226	pCi/l	---	---	---	---	---	---	---	---	---	---	---	---	---	---	---	<0.20	---	---	---
Radium 226 + Radium 228	pCi/l	---	---	---	---	---	---	---	---	---	---	---	---	---	---	---	--	---	---	---
Radium 228	pCi/l	---	---	---	---	---	---	---	---	---	---	---	---	---	---	---	<1.10	---	---	---
U-234/U-238	none	---	---	---	---	---	---	---	---	---	---	---	---	---	---	---	1.3	---	---	---
Uranium 234	pCi/l	---	---	---	---	---	---	---	---	---	---	---	---	---	---	---	0.9	---	---	---
Uranium 235	pCi/l	---	---	---	---	---	---	---	---	---	---	---	---	---	---	---	<0.10	---	---	---
Uranium 238	pCi/l	---	---	---	---	---	---	---	---	---	---	---	---	---	---	---	0.7	---	---	---
Stable Isotopes																				
Delta Carbon-13 of DIC	per mil	---	---	---	---	---	---	---	---	---	---	---	---	---	---	---	-15.6	---	---	---
Delta Deuterium	per mil	---	---	---	---	---	---	---	---	---	---	---	---	---	---	---	-53.5	---	---	---
Delta Oxygen-18	per mil	---	---	---	---	---	---	---	---	---	---	---	---	---	---	---	-7.90	---	---	---
Delta Oxygen-18 of Sulfate	per mil	---	---	---	---	---	---	---	---	---	---	---	---	---	---	---	1.69	---	---	---
Delta Sulfur-34	per mil	---	---	---	---	---	---	---	---	---	---	---	---	---	---	---	6.2	---	---	---

The hardness value used for calculation of hardness-dependent standards is the hardness of the sample itself, not the hardness of a receiving water.

Station Name	LF 0.2 C
Sample ID	RESE-1002149
Sample Date	11/4/2010 11:00:00 AM
Basin	Mineral Creek Watershed
Sub-basin	Lyons Fork
QC Type	Original data

Surface Water Hydrochemical Data

MONTGOMERY & ASSOCIATES

Parameters and Constituents		Standards														Results				
Name	Units	AZ Agricultural Livestock Watering		AZ Aquatic and Wildlife - Ephemeral Acute		AZ Aquatic and Wildlife - Warm Water Acute		AZ Aquatic and Wildlife - Warm Water Chronic		AZ Full Body Contact		AZ Fish Consumption		AZ Partial Body Contact		Dissolved Results	Total Results	Total Recoverable Results	Field Results	Use Exceeded
		Standard	Fraction	Standard	Fraction	Standard	Fraction	Standard	Fraction	Standard	Fraction	Standard	Fraction	Standard	Fraction					
Field Parameters																				
Dissolved oxygen	mg/l	---	---	---	---	6	---	6	---	---	---	---	---	---	---	---	---	---	2.17	AZ Aquatic and Wildlife - Warm Water Acute† AZ Aquatic and Wildlife - Warm Water Chronic†
Flow Rate	gallons/minute	---	---	---	---	---	---	---	---	---	---	---	---	---	---	---	---	---	37.8	---
pH (Field)	s.u.	6.5 - 9	---	6.5 - 9	---	6.5 - 9	---	6.5 - 9	---	6.5 - 9	---	---	---	6.5 - 9	---	---	---	---	6.92	---
Specific Conductance (Field)	uS/cm	---	---	---	---	---	---	---	---	---	---	---	---	---	---	---	---	---	686.0	---
Temperature (Field)	Deg C	---	---	---	---	---	---	---	---	---	---	---	---	---	---	---	---	---	20.80	---
Turbidity (Field)	NTUs	---	---	---	---	---	---	---	---	---	---	---	---	---	---	---	---	---	0.18	---
Inorganics																				
Alkalinity (as CaCO3)	mg/l	---	---	---	---	---	---	---	---	---	---	---	---	---	---	---	265	---	---	---
Bicarbonate (Calculated by M&A)	mg/l	---	---	---	---	---	---	---	---	---	---	---	---	---	---	---	323	---	---	---
Bicarbonate Alkalinity (as CaCO3)	mg/l	---	---	---	---	---	---	---	---	---	---	---	---	---	---	---	265	---	---	---
Bromide	mg/l	---	---	---	---	---	---	---	---	---	---	---	---	---	---	---	0.221	---	---	---
Carbonate (Calculated by M&A)	mg/l	---	---	---	---	---	---	---	---	---	---	---	---	---	---	---	--	---	---	---
Carbonate Alkalinity (as CaCO3)	mg/l	---	---	---	---	---	---	---	---	---	---	---	---	---	---	---	<1.0	---	---	---
Chloride	mg/l	---	---	---	---	---	---	---	---	---	---	---	---	---	---	---	18.7	---	---	---
Fluoride	mg/l	---	---	---	---	---	---	---	---	140	---	---	---	140	---	---	0.468	---	---	---
Hardness (as CaCO3)	mg/l	---	---	---	---	---	---	---	---	---	---	---	---	---	---	---	---	312	---	---
Silica	mg/l	---	---	---	---	---	---	---	---	---	---	---	---	---	---	41.5	---	---	---	---
Sulfate	mg/l	---	---	---	---	---	---	---	---	---	---	---	---	---	---	---	138.0	---	---	---
Lab Parameters																				
Total Dissolved Solids (Laboratory)	mg/l	---	---	---	---	---	---	---	---	---	---	---	---	---	---	---	470	---	---	---
Total Suspended Solids	mg/l	---	---	---	---	---	---	---	---	---	---	---	---	---	---	---	<5.0	---	---	---
Metals																				
Aluminum	mg/l	---	---	---	---	---	---	---	---	---	---	---	---	---	---	<0.080	---	---	---	---
Antimony	mg/l	---	---	---	---	0.088	DIS	0.03	DIS	0.747	TRC	0.64	TRC	0.747	TRC	<0.00300	---	<0.00300	---	---
Arsenic	mg/l	0.2	TRC	0.44	DIS	0.34	DIS	0.15	DIS	0.03	TRC	0.08	TRC	0.28	TRC	<0.025	---	<0.025	---	---
Barium	mg/l	---	---	---	---	---	---	---	---	98	TRC	---	---	98	TRC	0.0426	---	---	---	---
Beryllium	mg/l	---	---	---	---	---	---	---	---	1.867	TRC	0.084	TRC	1.867	TRC	---	---	<0.00200	---	---
Boron	mg/l	---	---	---	---	---	---	---	---	186.667	TRC	---	---	186.667	TRC	---	---	<0.040	---	---
Cadmium	mg/l	0.05	---	0.068852	DIS	0.023759	DIS	0.001236	DIS	0.7	TRC	0.084	TRC	0.7	TRC	<0.000024	---	<0.002000	---	---
Calcium	mg/l	---	---	---	---	---	---	---	---	---	---	---	---	---	---	---	---	89.4	---	---
Chromium	mg/l	1	---	---	---	---	---	---	---	---	---	---	---	---	---	---	---	<0.0060	---	---
Chromium, Hexavalent‡	mg/l	---	---	0.034	DIS	0.016	DIS	0.011	DIS	2.8	TRC	0.15	TRC	2.8	TRC	---	---	<0.0060	---	---
Chromium, Trivalent‡	mg/l	---	---	4.8542	TRC	1.4468	TRC	0.1882	TRC	1400	TRC	75	TRC	1400	TRC	---	---	<0.0060	---	---
Cobalt	mg/l	---	---	---	---	---	---	---	---	---	---	---	---	---	---	<0.0060	---	---	---	---
Copper	mg/l	0.5	TRC	0.06795	DIS	0.03926	DIS	0.02368	DIS	1.3	TRC	---	---	1.3	TRC	0.00197	---	<0.01000	---	---
Iron	mg/l	---	---	---	---	---	---	1	DIS	---	---	---	---	---	---	0.330	---	---	---	---
Lead	mg/l	0.1	TRC	0.458549	DIS	0.217276	DIS	0.008467	DIS	0.015	TRC	---	---	0.015	TRC	<0.000019	---	<0.003000	---	---
Magnesium	mg/l	---	---	---	---	---	---	---	---	---	---	---	---	---	---	---	---	21.4	---	---
Manganese	mg/l	---	---	---	---	---	---	---	---	130.667	---	---	---	130.667	---	0.0468	---	0.0474	---	---
Mercury	mg/l	0.01	TRC	0.005	DIS	0.0024	DIS	0.00001	DIS	0.28	TRC	---	---	0.28	TRC	---	<0.00020	---	---	AZ Aquatic and Wildlife - Warm Water Chronic*
Molybdenum	mg/l	---	---	---	---	---	---	---	---	---	---	---	---	---	---	<0.0080	---	---	---	---
Nickel	mg/l	---	---	10.88868	DIS	1.22608	DIS	0.13618	DIS	28	TRC	0.511	TRC	28	TRC	0.00341	---	<0.01000	---	---
Potassium	mg/l	---	---	---	---	---	---	---	---	---	---	---	---	---	---	---	---	1.21	---	---
Selenium	mg/l	0.05	TRC	0.033	TRC	---	---	0.002	TRC	4.667	TRC	0.667	TRC	4.667	TRC	---	---	0.00110 jd	---	---
Silver	mg/l	---	---	0.02277	DIS	0.02277	DIS	---	---	4.667	TRC	8	TRC	4.667	TRC	<0.000100	---	<0.005000	---	---

Station Name	LF 0.2 C
Sample ID	RESE-1002149
Sample Date	11/4/2010 11:00:00 AM
Basin	Mineral Creek Watershed
Sub-basin	Lyons Fork
QC Type	Original data

Surface Water Hydrochemical Data

MONTGOMERY & ASSOCIATES

Parameters and Constituents		Standards														Results				
Name	Units	AZ Agricultural Livestock Watering		AZ Aquatic and Wildlife - Ephemeral Acute		AZ Aquatic and Wildlife - Warm Water Acute		AZ Aquatic and Wildlife - Warm Water Chronic		AZ Full Body Contact		AZ Fish Consumption		AZ Partial Body Contact		Dissolved Results	Total Results	Total Recoverable Results	Field Results	Use Exceeded
		Standard	Fraction	Standard	Fraction	Standard	Fraction	Standard	Fraction	Standard	Fraction	Standard	Fraction	Standard	Fraction					
Metals																				
Sodium	mg/l	---	---	---	---	---	---	---	---	---	---	---	---	---	---	---	---	40.4	---	---
Strontium	mg/l	---	---	---	---	---	---	---	---	---	---	---	---	---	---	0.397	---	---	---	---
Thallium	mg/l	---	---	---	---	0.7	DIS	0.15	DIS	0.075	TRC	0.001	TRC	0.075	TRC	<0.00100	---	<0.00100	---	AZ Fish Consumption*
Zinc	mg/l	25	TRC	2.9161	DIS	0.3073	DIS	0.3073	DIS	280	TRC	5.106	TRC	280	TRC	<0.0100	---	<0.0100	---	---
Other																				
Dissolved Organic Carbon	mg/l	---	---	---	---	---	---	---	---	---	---	---	---	---	---	2.12	---	---	---	---

The hardness value used for calculation of hardness-dependent standards is the hardness of the sample itself, not the hardness of a receiving water.
* Detection limit exceeds standard
† Exceedance is considered less than regulatory limit
‡ For comparison only - no analysis exists

Station Name	LF 0.2 C
Sample ID	RESE-1002165
Sample Date	2/24/2011 6:00:00 PM
Basin	Mineral Creek Watershed
Sub-basin	Lyons Fork
QC Type	Original data

Surface Water Hydrochemical Data

MONTGOMERY & ASSOCIATES

Parameters and Constituents		Standards														Results				
Name	Units	AZ Agricultural Livestock Watering		AZ Aquatic and Wildlife - Ephemeral Acute		AZ Aquatic and Wildlife - Warm Water Acute		AZ Aquatic and Wildlife - Warm Water Chronic		AZ Full Body Contact		AZ Fish Consumption		AZ Partial Body Contact		Dissolved Results	Total Results	Total Recoverable Results	Field Results	Use Exceeded
		Standard	Fraction	Standard	Fraction	Standard	Fraction	Standard	Fraction	Standard	Fraction	Standard	Fraction	Standard	Fraction					
Field Parameters																				
Dissolved oxygen	mg/l	---	---	---	---	6	---	6	---	---	---	---	---	---	---	---	---	---	5.05	AZ Aquatic and Wildlife - Warm Water Acute† AZ Aquatic and Wildlife - Warm Water Chronic†
Flow Rate	gallons/minute	---	---	---	---	---	---	---	---	---	---	---	---	---	---	---	---	---	35.5 j	---
pH (Field)	s.u.	6.5 - 9	---	6.5 - 9	---	6.5 - 9	---	6.5 - 9	---	6.5 - 9	---	---	---	6.5 - 9	---	---	---	---	7.77	---
Specific Conductance (Field)	uS/cm	---	---	---	---	---	---	---	---	---	---	---	---	---	---	---	---	---	542.0	---
Temperature (Field)	Deg C	---	---	---	---	---	---	---	---	---	---	---	---	---	---	---	---	---	14.90	---
Turbidity (Field)	NTUs	---	---	---	---	---	---	---	---	---	---	---	---	---	---	---	---	---	0.22	---
Inorganics																				
Alkalinity (as CaCO3)	mg/l	---	---	---	---	---	---	---	---	---	---	---	---	---	---	---	172	---	---	---
Bicarbonate (Calculated by M&A)	mg/l	---	---	---	---	---	---	---	---	---	---	---	---	---	---	---	210	---	---	---
Bicarbonate Alkalinity (as CaCO3)	mg/l	---	---	---	---	---	---	---	---	---	---	---	---	---	---	---	172	---	---	---
Bromide	mg/l	---	---	---	---	---	---	---	---	---	---	---	---	---	---	---	0.130	---	---	---
Carbonate (Calculated by M&A)	mg/l	---	---	---	---	---	---	---	---	---	---	---	---	---	---	---	--	---	---	---
Carbonate Alkalinity (as CaCO3)	mg/l	---	---	---	---	---	---	---	---	---	---	---	---	---	---	---	<1.0	---	---	---
Chloride	mg/l	---	---	---	---	---	---	---	---	---	---	---	---	---	---	---	12.4	---	---	---
Fluoride	mg/l	---	---	---	---	---	---	---	---	140	---	---	---	140	---	---	0.260	---	---	---
Hardness (as CaCO3)	mg/l	---	---	---	---	---	---	---	---	---	---	---	---	---	---	---	---	223	---	---
Silica	mg/l	---	---	---	---	---	---	---	---	---	---	---	---	---	---	38.7	---	---	---	---
Sulfate	mg/l	---	---	---	---	---	---	---	---	---	---	---	---	---	---	---	99.6	---	---	---
Lab Parameters																				
Total Dissolved Solids (Laboratory)	mg/l	---	---	---	---	---	---	---	---	---	---	---	---	---	---	---	365	---	---	---
Total Suspended Solids	mg/l	---	---	---	---	---	---	---	---	---	---	---	---	---	---	---	<5.0	---	---	---
Metals																				
Aluminum	mg/l	---	---	---	---	---	---	---	---	---	---	---	---	---	---	<0.080	---	---	---	---
Antimony	mg/l	---	---	---	---	0.088	DIS	0.03	DIS	0.747	TRC	0.64	TRC	0.747	TRC	<0.00300	---	<0.00300	---	---
Arsenic	mg/l	0.2	TRC	0.44	DIS	0.34	DIS	0.15	DIS	0.03	TRC	0.08	TRC	0.28	TRC	<0.025	---	<0.025	---	---
Barium	mg/l	---	---	---	---	---	---	---	---	98	TRC	---	---	98	TRC	---	---	0.0355	---	---
Beryllium	mg/l	---	---	---	---	---	---	---	---	1.867	TRC	0.084	TRC	1.867	TRC	---	---	<0.00200	---	---
Boron	mg/l	---	---	---	---	---	---	---	---	186.667	TRC	---	---	186.667	TRC	---	---	<0.040	---	---
Cadmium	mg/l	0.05	---	0.049705	DIS	0.017152	DIS	0.000979	DIS	0.7	TRC	0.084	TRC	0.7	TRC	<0.000036	---	<0.002000	---	---
Calcium	mg/l	---	---	---	---	---	---	---	---	---	---	---	---	---	---	---	---	64.4	---	---
Chromium	mg/l	1	---	---	---	---	---	---	---	---	---	---	---	---	---	---	---	<0.0060	---	---
Chromium, Hexavalent‡	mg/l	---	---	0.034	DIS	0.016	DIS	0.011	DIS	2.8	TRC	0.15	TRC	2.8	TRC	---	---	<0.0060	---	---
Chromium, Trivalent‡	mg/l	---	---	3.687	TRC	1.0989	TRC	0.1429	TRC	1400	TRC	75	TRC	1400	TRC	---	---	<0.0060	---	---
Cobalt	mg/l	---	---	---	---	---	---	---	---	---	---	---	---	---	---	<0.0060	---	---	---	---
Copper	mg/l	0.5	TRC	0.04952	DIS	0.02861	DIS	0.01777	DIS	1.3	TRC	---	---	1.3	TRC	0.00215	---	<0.01000	---	---
Iron	mg/l	---	---	---	---	---	---	1	DIS	---	---	---	---	---	---	<0.060	---	---	---	---
Lead	mg/l	0.1	TRC	0.322439	DIS	0.152782	DIS	0.005954	DIS	0.015	TRC	---	---	0.015	TRC	<0.000019	---	<0.003000	---	---
Magnesium	mg/l	---	---	---	---	---	---	---	---	---	---	---	---	---	---	---	---	15.1	---	---
Manganese	mg/l	---	---	---	---	---	---	---	---	130.667	---	---	---	130.667	---	<0.0040	---	<0.0040	---	---
Mercury	mg/l	0.01	TRC	0.005	DIS	0.0024	DIS	0.00001	DIS	0.28	TRC	---	---	0.28	TRC	---	<0.00020	---	---	AZ Aquatic and Wildlife - Warm Water Chronic*
Molybdenum	mg/l	---	---	---	---	---	---	---	---	---	---	---	---	---	---	<0.0080	---	---	---	---
Nickel	mg/l	---	---	8.1957	DIS	0.92285	DIS	0.1025	DIS	28	TRC	0.511	TRC	28	TRC	0.00230	---	<0.01000	---	---
Potassium	mg/l	---	---	---	---	---	---	---	---	---	---	---	---	---	---	---	---	1.07	---	---
Selenium	mg/l	0.05	TRC	0.033	TRC	---	---	0.002	TRC	4.667	TRC	0.667	TRC	4.667	TRC	---	---	0.00069 jd	---	---
Silver	mg/l	---	---	0.012779	DIS	0.012779	DIS	---	---	4.667	TRC	8	TRC	4.667	TRC	<0.000100	---	<0.005000	---	---

Station Name	LF 0.2 C
Sample ID	RESE-1002165
Sample Date	2/24/2011 6:00:00 PM
Basin	Mineral Creek Watershed
Sub-basin	Lyons Fork
QC Type	Original data

Surface Water Hydrochemical Data

MONTGOMERY & ASSOCIATES

Parameters and Constituents		Standards														Results				
Name	Units	AZ Agricultural Livestock Watering		AZ Aquatic and Wildlife - Ephemeral Acute		AZ Aquatic and Wildlife - Warm Water Acute		AZ Aquatic and Wildlife - Warm Water Chronic		AZ Full Body Contact		AZ Fish Consumption		AZ Partial Body Contact		Dissolved Results	Total Results	Total Recoverable Results	Field Results	Use Exceeded
		Standard	Fraction	Standard	Fraction	Standard	Fraction	Standard	Fraction	Standard	Fraction	Standard	Fraction	Standard	Fraction					
Metals																				
Sodium	mg/l	---	---	---	---	---	---	---	---	---	---	---	---	---	---	---	---	31.6	---	---
Thallium	mg/l	---	---	---	---	0.7	DIS	0.15	DIS	0.075	TRC	0.001	TRC	0.075	TRC	<0.00100	---	<0.00100	---	AZ Fish Consumption*
Zinc	mg/l	25	TRC	2.1939	DIS	0.2312	DIS	0.2312	DIS	280	TRC	5.106	TRC	280	TRC	<0.0100	---	<0.0100	---	---

The hardness value used for calculation of hardness-dependent standards is the hardness of the sample itself, not the hardness of a receiving water.
* Detection limit exceeds standard
† Exceedance is considered less than regulatory limit
‡ For comparison only - no analysis exists

Station Name	LF 0.2 C
Sample ID	RESE-1002174
Sample Date	5/31/2011 5:30:00 PM
Basin	Mineral Creek Watershed
Sub-basin	Lyons Fork
QC Type	Original data

Surface Water Hydrochemical Data

MONTGOMERY & ASSOCIATES

Parameters and Constituents		Standards														Results				
Name	Units	AZ Agricultural Livestock Watering		AZ Aquatic and Wildlife - Ephemeral Acute		AZ Aquatic and Wildlife - Warm Water Acute		AZ Aquatic and Wildlife - Warm Water Chronic		AZ Full Body Contact		AZ Fish Consumption		AZ Partial Body Contact		Dissolved Results	Total Results	Total Recoverable Results	Field Results	Use Exceeded
		Standard	Fraction	Standard	Fraction	Standard	Fraction	Standard	Fraction	Standard	Fraction	Standard	Fraction	Standard	Fraction					
Field Parameters																				
Dissolved oxygen	mg/l	---	---	---	---	6	---	6	---	---	---	---	---	---	---	---	---	---	5.69	AZ Aquatic and Wildlife - Warm Water Acute† AZ Aquatic and Wildlife - Warm Water Chronic†
Flow Rate	gallons/minute	---	---	---	---	---	---	---	---	---	---	---	---	---	---	---	---	---	5.0 j	---
pH (Field)	s.u.	6.5 - 9	---	6.5 - 9	---	6.5 - 9	---	6.5 - 9	---	6.5 - 9	---	---	---	6.5 - 9	---	---	---	---	7.00	---
Specific Conductance (Field)	uS/cm	---	---	---	---	---	---	---	---	---	---	---	---	---	---	---	---	---	673.0	---
Temperature (Field)	Deg C	---	---	---	---	---	---	---	---	---	---	---	---	---	---	---	---	---	20.80	---
Turbidity (Field)	NTUs	---	---	---	---	---	---	---	---	---	---	---	---	---	---	---	---	---	3.23	---
Inorganics																				
Alkalinity (as CaCO3)	mg/l	---	---	---	---	---	---	---	---	---	---	---	---	---	---	---	183	---	---	---
Bicarbonate (Calculated by M&A)	mg/l	---	---	---	---	---	---	---	---	---	---	---	---	---	---	---	223	---	---	---
Bicarbonate Alkalinity (as CaCO3)	mg/l	---	---	---	---	---	---	---	---	---	---	---	---	---	---	---	183	---	---	---
Bromide	mg/l	---	---	---	---	---	---	---	---	---	---	---	---	---	---	---	0.260	---	---	---
Carbonate (Calculated by M&A)	mg/l	---	---	---	---	---	---	---	---	---	---	---	---	---	---	---	--	---	---	---
Carbonate Alkalinity (as CaCO3)	mg/l	---	---	---	---	---	---	---	---	---	---	---	---	---	---	---	<1.0	---	---	---
Chloride	mg/l	---	---	---	---	---	---	---	---	---	---	---	---	---	---	---	14.0	---	---	---
Fluoride	mg/l	---	---	---	---	---	---	---	---	140	---	---	---	140	---	---	0.290	---	---	---
Hardness (as CaCO3)	mg/l	---	---	---	---	---	---	---	---	---	---	---	---	---	---	---	---	257	---	---
Silica	mg/l	---	---	---	---	---	---	---	---	---	---	---	---	---	---	38.9	---	---	---	---
Sulfate	mg/l	---	---	---	---	---	---	---	---	---	---	---	---	---	---	---	112.0	---	---	---
Lab Parameters																				
Total Dissolved Solids (Laboratory)	mg/l	---	---	---	---	---	---	---	---	---	---	---	---	---	---	---	425	---	---	---
Total Suspended Solids	mg/l	---	---	---	---	---	---	---	---	---	---	---	---	---	---	---	6.0	---	---	---
Metals																				
Aluminum	mg/l	---	---	---	---	---	---	---	---	---	---	---	---	---	---	<0.080	---	---	---	---
Antimony	mg/l	---	---	---	---	0.088	DIS	0.03	DIS	0.747	TRC	0.64	TRC	0.747	TRC	<0.00300	---	<0.00300	---	---
Arsenic	mg/l	0.2	TRC	0.44	DIS	0.34	DIS	0.15	DIS	0.03	TRC	0.08	TRC	0.28	TRC	<0.025	---	<0.025	---	---
Barium	mg/l	---	---	---	---	---	---	---	---	98	TRC	---	---	98	TRC	---	---	0.0406	---	---
Beryllium	mg/l	---	---	---	---	---	---	---	---	1.867	TRC	0.084	TRC	1.867	TRC	---	---	<0.00200	---	---
Boron	mg/l	---	---	---	---	---	---	---	---	186.667	TRC	---	---	186.667	TRC	---	---	<0.040	---	---
Cadmium	mg/l	0.05	---	0.057044	DIS	0.019684	DIS	0.001081	DIS	0.7	TRC	0.084	TRC	0.7	TRC	<0.000026	---	<0.002000	---	---
Calcium	mg/l	---	---	---	---	---	---	---	---	---	---	---	---	---	---	---	---	75.5	---	---
Chromium	mg/l	1	---	---	---	---	---	---	---	---	---	---	---	---	---	---	---	<0.0060	---	---
Chromium, Hexavalent‡	mg/l	---	---	0.034	DIS	0.016	DIS	0.011	DIS	2.8	TRC	0.15	TRC	2.8	TRC	---	---	<0.0060	---	---
Chromium, Trivalent‡	mg/l	---	---	4.1414	TRC	1.2343	TRC	0.1606	TRC	1400	TRC	75	TRC	1400	TRC	---	---	<0.0060	---	---
Cobalt	mg/l	---	---	---	---	---	---	---	---	---	---	---	---	---	---	<0.0060	---	---	---	---
Copper	mg/l	0.5	TRC	0.05661	DIS	0.0327	DIS	0.02006	DIS	1.3	TRC	---	---	1.3	TRC	0.00184	---	<0.01000	---	---
Iron	mg/l	---	---	---	---	---	---	1	DIS	---	---	---	---	---	---	<0.060	---	---	---	---
Lead	mg/l	0.1	TRC	0.37443	DIS	0.177417	DIS	0.006914	DIS	0.015	TRC	---	---	0.015	TRC	<0.000042	---	<0.003000	---	---
Magnesium	mg/l	---	---	---	---	---	---	---	---	---	---	---	---	---	---	---	---	16.6	---	---
Manganese	mg/l	---	---	---	---	---	---	---	---	130.667	---	---	---	130.667	---	0.0054	---	0.0086	---	---
Mercury	mg/l	0.01	TRC	0.005	DIS	0.0024	DIS	0.00001	DIS	0.28	TRC	---	---	0.28	TRC	---	<0.00020	---	---	AZ Aquatic and Wildlife - Warm Water Chronic*
Molybdenum	mg/l	---	---	---	---	---	---	---	---	---	---	---	---	---	---	<0.0080	---	---	---	---
Nickel	mg/l	---	---	9.2411	DIS	1.04056	DIS	0.11557	DIS	28	TRC	0.511	TRC	28	TRC	<0.00100	---	<0.01000	---	---
Potassium	mg/l	---	---	---	---	---	---	---	---	---	---	---	---	---	---	---	---	1.33	---	---
Selenium	mg/l	0.05	TRC	0.033	TRC	---	---	0.002	TRC	4.667	TRC	0.667	TRC	4.667	TRC	---	---	<0.00108	---	---
Silver	mg/l	---	---	0.016312	DIS	0.016312	DIS	---	---	4.667	TRC	8	TRC	4.667	TRC	<0.000100	---	<0.005000	---	---

Station Name	LF 0.2 C
Sample ID	RESE-1002174
Sample Date	5/31/2011 5:30:00 PM
Basin	Mineral Creek Watershed
Sub-basin	Lyons Fork
QC Type	Original data

Surface Water Hydrochemical Data

MONTGOMERY & ASSOCIATES

Parameters and Constituents		Standards														Results				
Name	Units	AZ Agricultural Livestock Watering		AZ Aquatic and Wildlife - Ephemeral Acute		AZ Aquatic and Wildlife - Warm Water Acute		AZ Aquatic and Wildlife - Warm Water Chronic		AZ Full Body Contact		AZ Fish Consumption		AZ Partial Body Contact		Dissolved Results	Total Results	Total Recoverable Results	Field Results	Use Exceeded
		Standard	Fraction	Standard	Fraction	Standard	Fraction	Standard	Fraction	Standard	Fraction	Standard	Fraction	Standard	Fraction					
Metals																				
Sodium	mg/l	---	---	---	---	---	---	---	---	---	---	---	---	---	---	---	---	35.6	---	---
Thallium	mg/l	---	---	---	---	0.7	DIS	0.15	DIS	0.075	TRC	0.001	TRC	0.075	TRC	<0.00100	---	<0.00100	---	AZ Fish Consumption*
Zinc	mg/l	25	TRC	2.4742	DIS	0.2607	DIS	0.2607	DIS	280	TRC	5.106	TRC	280	TRC	<0.0100	---	<0.0100	---	---

The hardness value used for calculation of hardness-dependent standards is the hardness of the sample itself, not the hardness of a receiving water.
* Detection limit exceeds standard
† Exceedance is considered less than regulatory limit
‡ For comparison only - no analysis exists

Station Name	LF 0.2 C
Sample ID	RESE-1002182
Sample Date	8/29/2011 10:20:00 AM
Basin	Mineral Creek Watershed
Sub-basin	Lyons Fork
QC Type	Original data

Surface Water Hydrochemical Data

MONTGOMERY & ASSOCIATES

Parameters and Constituents		Standards														Results				
Name	Units	AZ Agricultural Livestock Watering		AZ Aquatic and Wildlife - Ephemeral Acute		AZ Aquatic and Wildlife - Warm Water Acute		AZ Aquatic and Wildlife - Warm Water Chronic		AZ Full Body Contact		AZ Fish Consumption		AZ Partial Body Contact		Dissolved Results	Total Results	Total Recoverable Results	Field Results	Use Exceeded
		Standard	Fraction	Standard	Fraction	Standard	Fraction	Standard	Fraction	Standard	Fraction	Standard	Fraction	Standard	Fraction					
Field Parameters																				
Dissolved oxygen	mg/l	---	---	---	---	6	---	6	---	---	---	---	---	---	---	---	---	---	7.67	---
Flow Rate	gallons/minute	---	---	---	---	---	---	---	---	---	---	---	---	---	---	---	---	---	15.0 j	---
pH (Field)	s.u.	6.5 - 9	---	6.5 - 9	---	6.5 - 9	---	6.5 - 9	---	6.5 - 9	---	---	---	6.5 - 9	---	---	---	---	7.13	---
Specific Conductance (Field)	uS/cm	---	---	---	---	---	---	---	---	---	---	---	---	---	---	---	---	---	539.0	---
Temperature (Field)	Deg C	---	---	---	---	---	---	---	---	---	---	---	---	---	---	---	---	---	24.30	---
Turbidity (Field)	NTUs	---	---	---	---	---	---	---	---	---	---	---	---	---	---	---	---	---	31.54	---
Inorganics																				
Alkalinity (as CaCO3)	mg/l	---	---	---	---	---	---	---	---	---	---	---	---	---	---	---	192	---	---	---
Bicarbonate (Calculated by M&A)	mg/l	---	---	---	---	---	---	---	---	---	---	---	---	---	---	---	234	---	---	---
Bicarbonate Alkalinity (as CaCO3)	mg/l	---	---	---	---	---	---	---	---	---	---	---	---	---	---	---	192	---	---	---
Bromide	mg/l	---	---	---	---	---	---	---	---	---	---	---	---	---	---	---	0.120	---	---	---
Carbonate (Calculated by M&A)	mg/l	---	---	---	---	---	---	---	---	---	---	---	---	---	---	---	--	---	---	---
Carbonate Alkalinity (as CaCO3)	mg/l	---	---	---	---	---	---	---	---	---	---	---	---	---	---	---	<1.0	---	---	---
Chloride	mg/l	---	---	---	---	---	---	---	---	---	---	---	---	---	---	---	12.1	---	---	---
Fluoride	mg/l	---	---	---	---	---	---	---	---	140	---	---	---	140	---	---	0.260	---	---	---
Hardness (as CaCO3)	mg/l	---	---	---	---	---	---	---	---	---	---	---	---	---	---	---	---	246	---	---
Silica	mg/l	---	---	---	---	---	---	---	---	---	---	---	---	---	---	40.0	---	---	---	---
Sulfate	mg/l	---	---	---	---	---	---	---	---	---	---	---	---	---	---	---	105.0	---	---	---
Lab Parameters																				
Total Dissolved Solids (Laboratory)	mg/l	---	---	---	---	---	---	---	---	---	---	---	---	---	---	---	405	---	---	---
Total Suspended Solids	mg/l	---	---	---	---	---	---	---	---	---	---	---	---	---	---	---	r	---	---	---
Metals																				
Aluminum	mg/l	---	---	---	---	---	---	---	---	---	---	---	---	---	---	<0.080	---	---	---	---
Antimony	mg/l	---	---	---	---	0.088	DIS	0.03	DIS	0.747	TRC	0.64	TRC	0.747	TRC	<0.00300	---	<0.00300	---	---
Arsenic	mg/l	0.2	TRC	0.44	DIS	0.34	DIS	0.15	DIS	0.03	TRC	0.08	TRC	0.28	TRC	<0.025	---	<0.025	---	---
Barium	mg/l	---	---	---	---	---	---	---	---	98	TRC	---	---	98	TRC	---	---	0.0688	---	---
Beryllium	mg/l	---	---	---	---	---	---	---	---	1.867	TRC	0.084	TRC	1.867	TRC	---	---	<0.00200	---	---
Boron	mg/l	---	---	---	---	---	---	---	---	186.667	TRC	---	---	186.667	TRC	---	---	<0.040	---	---
Cadmium	mg/l	0.05	---	0.054674	DIS	0.018866	DIS	0.001048	DIS	0.7	TRC	0.084	TRC	0.7	TRC	<0.000026	---	<0.002000	---	---
Calcium	mg/l	---	---	---	---	---	---	---	---	---	---	---	---	---	---	---	---	72.1	---	---
Chromium	mg/l	1	---	---	---	---	---	---	---	---	---	---	---	---	---	---	---	<0.0060	---	---
Chromium, Hexavalent‡	mg/l	---	---	0.034	DIS	0.016	DIS	0.011	DIS	2.8	TRC	0.15	TRC	2.8	TRC	---	---	<0.0060	---	---
Chromium, Trivalent‡	mg/l	---	---	3.9956	TRC	1.1909	TRC	0.1549	TRC	1400	TRC	75	TRC	1400	TRC	---	---	<0.0060	---	---
Cobalt	mg/l	---	---	---	---	---	---	---	---	---	---	---	---	---	---	<0.0060	---	---	---	---
Copper	mg/l	0.5	TRC	0.05432	DIS	0.03138	DIS	0.01933	DIS	1.3	TRC	---	---	1.3	TRC	0.00192	---	0.03400	---	---
Iron	mg/l	---	---	---	---	---	---	1	DIS	---	---	---	---	---	---	0.145	---	---	---	---
Lead	mg/l	0.1	TRC	0.357603	DIS	0.169444	DIS	0.006603	DIS	0.015	TRC	---	---	0.015	TRC	0.000102 j	---	0.007310	---	---
Magnesium	mg/l	---	---	---	---	---	---	---	---	---	---	---	---	---	---	---	---	16.1	---	---
Manganese	mg/l	---	---	---	---	---	---	---	---	130.667	---	---	---	130.667	---	0.2130	---	0.4560	---	---
Mercury	mg/l	0.01	TRC	0.005	DIS	0.0024	DIS	0.00001	DIS	0.28	TRC	---	---	0.28	TRC	---	<0.00020	---	---	AZ Aquatic and Wildlife - Warm Water Chronic*
Molybdenum	mg/l	---	---	---	---	---	---	---	---	---	---	---	---	---	---	<0.0080	---	---	---	---
Nickel	mg/l	---	---	8.90536	DIS	1.00276	DIS	0.11138	DIS	28	TRC	0.511	TRC	28	TRC	0.00286	---	<0.01000	---	---
Potassium	mg/l	---	---	---	---	---	---	---	---	---	---	---	---	---	---	---	---	2.28	---	---
Selenium	mg/l	0.05	TRC	0.033	TRC	---	---	0.002	TRC	4.667	TRC	0.667	TRC	4.667	TRC	---	---	<0.00070	---	---
Silver	mg/l	---	---	0.01513	DIS	0.01513	DIS	---	---	4.667	TRC	8	TRC	4.667	TRC	<0.000100	---	<0.005000	---	---

Station Name	LF 0.2 C
Sample ID	RESE-1002182
Sample Date	8/29/2011 10:20:00 AM
Basin	Mineral Creek Watershed
Sub-basin	Lyons Fork
QC Type	Original data

Surface Water Hydrochemical Data

MONTGOMERY & ASSOCIATES

Parameters and Constituents		Standards														Results				
Name	Units	AZ Agricultural Livestock Watering		AZ Aquatic and Wildlife - Ephemeral Acute		AZ Aquatic and Wildlife - Warm Water Acute		AZ Aquatic and Wildlife - Warm Water Chronic		AZ Full Body Contact		AZ Fish Consumption		AZ Partial Body Contact		Dissolved Results	Total Results	Total Recoverable Results	Field Results	Use Exceeded
		Standard	Fraction	Standard	Fraction	Standard	Fraction	Standard	Fraction	Standard	Fraction	Standard	Fraction	Standard	Fraction					
Metals																				
Sodium	mg/l	---	---	---	---	---	---	---	---	---	---	---	---	---	---	---	---	35.0	---	---
Thallium	mg/l	---	---	---	---	0.7	DIS	0.15	DIS	0.075	TRC	0.001	TRC	0.075	TRC	<0.00100	---	<0.00100	---	AZ Fish Consumption*
Zinc	mg/l	25	TRC	2.3842	DIS	0.2512	DIS	0.2512	DIS	280	TRC	5.106	TRC	280	TRC	<0.0100	---	0.0270	---	---

The hardness value used for calculation of hardness-dependent standards is the hardness of the sample itself, not the hardness of a receiving water.
* Detection limit exceeds standard
‡ For comparison only - no analysis exists

Station Name	LF 0.2 C
Sample ID	RESE-1002183
Sample Date	8/29/2011 10:45:00 AM
Basin	Mineral Creek Watershed
Sub-basin	Lyons Fork
QC Type	Field duplicates

Surface Water Hydrochemical Data

MONTGOMERY & ASSOCIATES

Parameters and Constituents		Standards														Results				
Name	Units	AZ Agricultural Livestock Watering		AZ Aquatic and Wildlife - Ephemeral Acute		AZ Aquatic and Wildlife - Warm Water Acute		AZ Aquatic and Wildlife - Warm Water Chronic		AZ Full Body Contact		AZ Fish Consumption		AZ Partial Body Contact		Dissolved Results	Total Results	Total Recoverable Results	Field Results	Use Exceeded
		Standard	Fraction	Standard	Fraction	Standard	Fraction	Standard	Fraction	Standard	Fraction	Standard	Fraction	Standard	Fraction					
Field Parameters																				
Dissolved oxygen	mg/l	---	---	---	---	6	---	6	---	---	---	---	---	---	---	---	---	---	7.67	---
Flow Rate	gallons/minute	---	---	---	---	---	---	---	---	---	---	---	---	---	---	---	---	---	15.0 j	---
pH (Field)	s.u.	6.5 - 9	---	6.5 - 9	---	6.5 - 9	---	6.5 - 9	---	6.5 - 9	---	---	---	6.5 - 9	---	---	---	---	7.13	---
Specific Conductance (Field)	uS/cm	---	---	---	---	---	---	---	---	---	---	---	---	---	---	---	---	---	539.0	---
Temperature (Field)	Deg C	---	---	---	---	---	---	---	---	---	---	---	---	---	---	---	---	---	24.30	---
Turbidity (Field)	NTUs	---	---	---	---	---	---	---	---	---	---	---	---	---	---	---	---	---	31.54	---
Inorganics																				
Alkalinity (as CaCO3)	mg/l	---	---	---	---	---	---	---	---	---	---	---	---	---	---	---	191	---	---	---
Bicarbonate (Calculated by M&A)	mg/l	---	---	---	---	---	---	---	---	---	---	---	---	---	---	---	233	---	---	---
Bicarbonate Alkalinity (as CaCO3)	mg/l	---	---	---	---	---	---	---	---	---	---	---	---	---	---	---	191	---	---	---
Bromide	mg/l	---	---	---	---	---	---	---	---	---	---	---	---	---	---	---	0.120	---	---	---
Carbonate (Calculated by M&A)	mg/l	---	---	---	---	---	---	---	---	---	---	---	---	---	---	---	--	---	---	---
Carbonate Alkalinity (as CaCO3)	mg/l	---	---	---	---	---	---	---	---	---	---	---	---	---	---	---	<1.0	---	---	---
Chloride	mg/l	---	---	---	---	---	---	---	---	---	---	---	---	---	---	---	13.3	---	---	---
Fluoride	mg/l	---	---	---	---	---	---	---	---	140	---	---	---	140	---	---	0.300	---	---	---
Hardness (as CaCO3)	mg/l	---	---	---	---	---	---	---	---	---	---	---	---	---	---	---	---	246	---	---
Silica	mg/l	---	---	---	---	---	---	---	---	---	---	---	---	---	---	39.9	---	---	---	---
Sulfate	mg/l	---	---	---	---	---	---	---	---	---	---	---	---	---	---	---	111.0	---	---	---
Lab Parameters																				
Total Dissolved Solids (Laboratory)	mg/l	---	---	---	---	---	---	---	---	---	---	---	---	---	---	---	420	---	---	---
Total Suspended Solids	mg/l	---	---	---	---	---	---	---	---	---	---	---	---	---	---	---	r	---	---	---
Metals																				
Aluminum	mg/l	---	---	---	---	---	---	---	---	---	---	---	---	---	---	<0.080	---	---	---	---
Antimony	mg/l	---	---	---	---	0.088	DIS	0.03	DIS	0.747	TRC	0.64	TRC	0.747	TRC	<0.00300	---	<0.00300	---	---
Arsenic	mg/l	0.2	TRC	0.44	DIS	0.34	DIS	0.15	DIS	0.03	TRC	0.08	TRC	0.28	TRC	<0.025	---	<0.025	---	---
Barium	mg/l	---	---	---	---	---	---	---	---	98	TRC	---	---	98	TRC	---	---	0.0619	---	---
Beryllium	mg/l	---	---	---	---	---	---	---	---	1.867	TRC	0.084	TRC	1.867	TRC	---	---	<0.00200	---	---
Boron	mg/l	---	---	---	---	---	---	---	---	186.667	TRC	---	---	186.667	TRC	---	---	<0.040	---	---
Cadmium	mg/l	0.05	---	0.054674	DIS	0.018866	DIS	0.001048	DIS	0.7	TRC	0.084	TRC	0.7	TRC	<0.000026	---	<0.002000	---	---
Calcium	mg/l	---	---	---	---	---	---	---	---	---	---	---	---	---	---	---	---	72.2	---	---
Chromium	mg/l	1	---	---	---	---	---	---	---	---	---	---	---	---	---	---	---	<0.0060	---	---
Chromium, Hexavalent‡	mg/l	---	---	0.034	DIS	0.016	DIS	0.011	DIS	2.8	TRC	0.15	TRC	2.8	TRC	---	---	<0.0060	---	---
Chromium, Trivalent‡	mg/l	---	---	3.9956	TRC	1.1909	TRC	0.1549	TRC	1400	TRC	75	TRC	1400	TRC	---	---	<0.0060	---	---
Cobalt	mg/l	---	---	---	---	---	---	---	---	---	---	---	---	---	---	<0.0060	---	---	---	---
Copper	mg/l	0.5	TRC	0.05432	DIS	0.03138	DIS	0.01933	DIS	1.3	TRC	---	---	1.3	TRC	0.00188	---	0.02400	---	---
Iron	mg/l	---	---	---	---	---	---	1	DIS	---	---	---	---	---	---	0.154	---	---	---	---
Lead	mg/l	0.1	TRC	0.357603	DIS	0.169444	DIS	0.006603	DIS	0.015	TRC	---	---	0.015	TRC	0.000139 j	---	0.004850	---	---
Magnesium	mg/l	---	---	---	---	---	---	---	---	---	---	---	---	---	---	---	---	16.0	---	---
Manganese	mg/l	---	---	---	---	---	---	---	---	130.667	---	---	---	130.667	---	0.2120	---	0.3910	---	---
Mercury	mg/l	0.01	TRC	0.005	DIS	0.0024	DIS	0.00001	DIS	0.28	TRC	---	---	0.28	TRC	---	<0.00020	---	---	AZ Aquatic and Wildlife - Warm Water Chronic*
Molybdenum	mg/l	---	---	---	---	---	---	---	---	---	---	---	---	---	---	<0.0080	---	---	---	---
Nickel	mg/l	---	---	8.90536	DIS	1.00276	DIS	0.11138	DIS	28	TRC	0.511	TRC	28	TRC	0.00263	---	<0.01000	---	---
Potassium	mg/l	---	---	---	---	---	---	---	---	---	---	---	---	---	---	---	---	2.16	---	---
Selenium	mg/l	0.05	TRC	0.033	TRC	---	---	0.002	TRC	4.667	TRC	0.667	TRC	4.667	TRC	---	---	<0.00070	---	---
Silver	mg/l	---	---	0.01513	DIS	0.01513	DIS	---	---	4.667	TRC	8	TRC	4.667	TRC	<0.000100	---	<0.005000	---	---

Station Name	LF 0.2 C
Sample ID	RESE-1002183
Sample Date	8/29/2011 10:45:00 AM
Basin	Mineral Creek Watershed
Sub-basin	Lyons Fork
QC Type	Field duplicates

Surface Water Hydrochemical Data

MONTGOMERY & ASSOCIATES

Parameters and Constituents		Standards														Results				
Name	Units	AZ Agricultural Livestock Watering		AZ Aquatic and Wildlife - Ephemeral Acute		AZ Aquatic and Wildlife - Warm Water Acute		AZ Aquatic and Wildlife - Warm Water Chronic		AZ Full Body Contact		AZ Fish Consumption		AZ Partial Body Contact		Dissolved Results	Total Results	Total Recoverable Results	Field Results	Use Exceeded
		Standard	Fraction	Standard	Fraction	Standard	Fraction	Standard	Fraction	Standard	Fraction	Standard	Fraction	Standard	Fraction					
Metals																				
Sodium	mg/l	---	---	---	---	---	---	---	---	---	---	---	---	---	---	---	---	35.3	---	---
Thallium	mg/l	---	---	---	---	0.7	DIS	0.15	DIS	0.075	TRC	0.001	TRC	0.075	TRC	<0.00100	---	<0.00100	---	AZ Fish Consumption*
Zinc	mg/l	25	TRC	2.3842	DIS	0.2512	DIS	0.2512	DIS	280	TRC	5.106	TRC	280	TRC	<0.0100	---	0.0168	---	---

The hardness value used for calculation of hardness-dependent standards is the hardness of the sample itself, not the hardness of a receiving water.
* Detection limit exceeds standard
‡ For comparison only - no analysis exists

Station Name	LF 0.2 C
Sample ID	RESE-1002245
Sample Date	5/8/2012 5:00:00 PM
Basin	Mineral Creek Watershed
Sub-basin	Lyons Fork
QC Type	Original data

Surface Water Hydrochemical Data

MONTGOMERY & ASSOCIATES

Parameters and Constituents		Standards														Results				
Name	Units	AZ Agricultural Livestock Watering		AZ Aquatic and Wildlife - Ephemeral Acute		AZ Aquatic and Wildlife - Warm Water Acute		AZ Aquatic and Wildlife - Warm Water Chronic		AZ Full Body Contact		AZ Fish Consumption		AZ Partial Body Contact		Dissolved Results	Total Results	Total Recoverable Results	Field Results	Use Exceeded
		Standard	Fraction	Standard	Fraction	Standard	Fraction	Standard	Fraction	Standard	Fraction	Standard	Fraction	Standard	Fraction					
Field Parameters																				
Dissolved oxygen	mg/l	---	---	---	---	6	---	6	---	---	---	---	---	---	---	---	---	---	2.82	AZ Aquatic and Wildlife - Warm Water Acute† AZ Aquatic and Wildlife - Warm Water Chronic†
Flow Rate	gallons/minute	---	---	---	---	---	---	---	---	---	---	---	---	---	---	---	---	---	10.0	---
pH (Field)	s.u.	6.5 - 9	---	6.5 - 9	---	6.5 - 9	---	6.5 - 9	---	6.5 - 9	---	---	---	6.5 - 9	---	---	---	---	6.97	---
Specific Conductance (Field)	uS/cm	---	---	---	---	---	---	---	---	---	---	---	---	---	---	---	---	---	468.0	---
Temperature (Field)	Deg C	---	---	---	---	---	---	---	---	---	---	---	---	---	---	---	---	---	18.96	---
Turbidity (Field)	NTUs	---	---	---	---	---	---	---	---	---	---	---	---	---	---	---	---	---	18.39	---
Inorganics																				
Alkalinity (as CaCO3)	mg/l	---	---	---	---	---	---	---	---	---	---	---	---	---	---	---	170 j-	---	---	---
Bicarbonate (Calculated by M&A)	mg/l	---	---	---	---	---	---	---	---	---	---	---	---	---	---	---	207	---	---	---
Bicarbonate Alkalinity (as CaCO3)	mg/l	---	---	---	---	---	---	---	---	---	---	---	---	---	---	---	170 j-	---	---	---
Bromide	mg/l	---	---	---	---	---	---	---	---	---	---	---	---	---	---	---	0.120 j-	---	---	---
Carbonate (Calculated by M&A)	mg/l	---	---	---	---	---	---	---	---	---	---	---	---	---	---	---	--	---	---	---
Carbonate Alkalinity (as CaCO3)	mg/l	---	---	---	---	---	---	---	---	---	---	---	---	---	---	---	<1.0	---	---	---
Chloride	mg/l	---	---	---	---	---	---	---	---	---	---	---	---	---	---	---	12.1 j-d	---	---	---
Fluoride	mg/l	---	---	---	---	---	---	---	---	140	---	---	---	140	---	---	0.230 j-	---	---	---
Hardness (as CaCO3)	mg/l	---	---	---	---	---	---	---	---	---	---	---	---	---	---	---	---	222	---	---
Silica	mg/l	---	---	---	---	---	---	---	---	---	---	---	---	---	---	41.4	---	---	---	---
Sulfate	mg/l	---	---	---	---	---	---	---	---	---	---	---	---	---	---	---	108.0 j-d	---	---	---
Lab Parameters																				
Total Dissolved Solids (Laboratory)	mg/l	---	---	---	---	---	---	---	---	---	---	---	---	---	---	---	384 j-	---	---	---
Total Suspended Solids	mg/l	---	---	---	---	---	---	---	---	---	---	---	---	---	---	---	<5.0	---	---	---
Metals																				
Aluminum	mg/l	---	---	---	---	---	---	---	---	---	---	---	---	---	---	<0.0222	---	---	---	---
Antimony	mg/l	---	---	---	---	0.088	DIS	0.03	DIS	0.747	TRC	0.64	TRC	0.747	TRC	<0.00300	---	<0.00015	---	---
Arsenic	mg/l	0.2	TRC	0.44	DIS	0.34	DIS	0.15	DIS	0.03	TRC	0.08	TRC	0.28	TRC	<0.0067	---	<0.0033	---	---
Barium	mg/l	---	---	---	---	---	---	---	---	98	TRC	---	---	98	TRC	---	---	0.0368	---	---
Beryllium	mg/l	---	---	---	---	---	---	---	---	1.867	TRC	0.084	TRC	1.867	TRC	---	---	<0.00031	---	---
Boron	mg/l	---	---	---	---	---	---	---	---	186.667	TRC	---	---	186.667	TRC	---	---	0.0265	---	---
Cadmium	mg/l	0.05	---	0.087609	DIS	0.030232	DIS	0.001468	DIS	0.7	TRC	0.084	TRC	0.7	TRC	<0.000014	---	<0.000290	---	---
Calcium	mg/l	---	---	---	---	---	---	---	---	---	---	---	---	---	---	---	---	65.0	---	---
Chromium	mg/l	1	---	---	---	---	---	---	---	---	---	---	---	---	---	---	---	0.0022 j	---	---
Chromium, Hexavalent‡	mg/l	---	---	0.034	DIS	0.016	DIS	0.011	DIS	2.8	TRC	0.15	TRC	2.8	TRC	---	---	0.0022 j	---	---
Chromium, Trivalent‡	mg/l	---	---	5.9497	TRC	1.7733	TRC	0.2307	TRC	1400	TRC	75	TRC	1400	TRC	---	---	0.0022 j	---	---
Cobalt	mg/l	---	---	---	---	---	---	---	---	---	---	---	---	---	---	<0.0014	---	---	---	---
Copper	mg/l	0.5	TRC	0.08588	DIS	0.04962	DIS	0.02928	DIS	1.3	TRC	---	---	1.3	TRC	0.00180	---	0.00290 j	---	---
Iron	mg/l	---	---	---	---	---	---	1	DIS	---	---	---	---	---	---	0.0333 j	---	---	---	---
Lead	mg/l	0.1	TRC	0.592712	DIS	0.280846	DIS	0.010944	DIS	0.015	TRC	---	---	0.015	TRC	<0.000059	---	<0.000072	---	---
Magnesium	mg/l	---	---	---	---	---	---	---	---	---	---	---	---	---	---	---	---	14.5	---	---
Manganese	mg/l	---	---	---	---	---	---	---	---	130.667	---	---	---	130.667	---	0.0116	---	0.0097	---	---
Mercury	mg/l	0.01	TRC	0.005	DIS	0.0024	DIS	0.00001	DIS	0.28	TRC	---	---	0.28	TRC	---	<0.000054	---	---	AZ Aquatic and Wildlife - Warm Water Chronic*
Molybdenum	mg/l	---	---	---	---	---	---	---	---	---	---	---	---	---	---	<0.0081	---	---	---	---
Nickel	mg/l	---	---	13.43579	DIS	1.51289	DIS	0.16804	DIS	28	TRC	0.511	TRC	28	TRC	0.00240	---	<0.00200	---	---
Potassium	mg/l	---	---	---	---	---	---	---	---	---	---	---	---	---	---	---	---	0.983	---	---
Selenium	mg/l	0.05	TRC	0.033	TRC	---	---	0.002	TRC	4.667	TRC	0.667	TRC	4.667	TRC	---	---	<0.00028	---	---
Silver	mg/l	---	---	0.034911	DIS	0.034911	DIS	---	---	4.667	TRC	8	TRC	4.667	TRC	<0.000014	---	<0.000700	---	---

Station Name	LF 0.2 C
Sample ID	RESE-1002245
Sample Date	5/8/2012 5:00:00 PM
Basin	Mineral Creek Watershed
Sub-basin	Lyons Fork
QC Type	Original data

Surface Water Hydrochemical Data

MONTGOMERY & ASSOCIATES

Parameters and Constituents		Standards														Results				
Name	Units	AZ Agricultural Livestock Watering		AZ Aquatic and Wildlife - Ephemeral Acute		AZ Aquatic and Wildlife - Warm Water Acute		AZ Aquatic and Wildlife - Warm Water Chronic		AZ Full Body Contact		AZ Fish Consumption		AZ Partial Body Contact		Dissolved Results	Total Results	Total Recoverable Results	Field Results	Use Exceeded
		Standard	Fraction	Standard	Fraction	Standard	Fraction	Standard	Fraction	Standard	Fraction	Standard	Fraction	Standard	Fraction					
Metals																				
Sodium	mg/l	---	---	---	---	---	---	---	---	---	---	---	---	---	---	---	---	31.3	---	---
Strontium (by isotope dilution)	ppm	---	---	---	---	---	---	---	---	---	---	---	---	---	---	---	0.3021	---	---	---
Thallium	mg/l	---	---	---	---	0.7	DIS	0.15	DIS	0.075	TRC	0.001	TRC	0.075	TRC	<0.000008	---	<0.000009	---	---
Zinc	mg/l	25	TRC	3.5994	DIS	0.3793	DIS	0.3793	DIS	280	TRC	5.106	TRC	280	TRC	<0.0026	---	<0.0050	---	---
Radiogenic Isotopes																				
Carbon 14	pmC	---	---	---	---	---	---	---	---	---	---	---	---	---	---	---	101.38	---	---	---
Strontium 87/86	none	---	---	---	---	---	---	---	---	---	---	---	---	---	---	---	0.720447	---	---	---
Tritium	TU	---	---	---	---	---	---	---	---	---	---	---	---	---	---	---	2.44	---	---	---
Stable Isotopes																				
Delta Carbon-13 of DIC	per mil	---	---	---	---	---	---	---	---	---	---	---	---	---	---	---	-17.6	---	---	---
Delta Deuterium	per mil	---	---	---	---	---	---	---	---	---	---	---	---	---	---	---	-66.1	---	---	---
Delta Oxygen-18	per mil	---	---	---	---	---	---	---	---	---	---	---	---	---	---	---	-9.13	---	---	---
Delta Oxygen-18 of Sulfate	per mil	---	---	---	---	---	---	---	---	---	---	---	---	---	---	---	3.20	---	---	---
Delta Sulfur-34	per mil	---	---	---	---	---	---	---	---	---	---	---	---	---	---	---	-1.6	---	---	---

The hardness value used for calculation of hardness-dependent standards is the hardness of the sample itself, not the hardness of a receiving water.
* Detection limit exceeds standard
† Exceedance is considered less than regulatory limit
‡ For comparison only - no analysis exists

Explanation of Codes

Absent = Analyte not present
ge = Greater than or equal to reported value
i = Insufficient sample
j = Estimated value
j+ = Estimated value, high bias
j- = Estimated value, low bias
Lost = Sample lost in processing
n = Not measured
na = Not available
Present = Analyte was detected

ND = Not Detected
Not Applicable = Analyte not applicable
q = Uncertain value
r = Unusable data
< = Less than reported detection limit
> = Greater than reported value
d = Diluted. Diluted samples are indicated only when value is estimated.
LD = Laboratory duplicate
SP = Split sample
SPD = Split-Duplicate

Station Name	MC 8.4 C
Sample ID	RESE-1002038
Sample Date	11/13/2008 11:30:00 AM
Basin	Mineral Creek Watershed
Sub-basin	unknown
QC Type	Original data

Surface Water Hydrochemical Data

MONTGOMERY & ASSOCIATES

Parameters and Constituents		Standards														Results				
Name	Units	AZ Agricultural Livestock Watering		AZ Aquatic and Wildlife - Ephemeral Acute		AZ Aquatic and Wildlife - Warm Water Acute		AZ Aquatic and Wildlife - Warm Water Chronic		AZ Full Body Contact		AZ Fish Consumption		AZ Partial Body Contact		Dissolved Results	Total Results	Total Recoverable Results	Field Results	Use Exceeded
		Standard	Fraction	Standard	Fraction	Standard	Fraction	Standard	Fraction	Standard	Fraction	Standard	Fraction	Standard	Fraction					
Field Parameters																				
Dissolved oxygen	mg/l	---	---	---	---	6	---	6	---	---	---	---	---	---	---	---	---	---	2.03	AZ Aquatic and Wildlife - Warm Water Acute† AZ Aquatic and Wildlife - Warm Water Chronic†
Flow Rate	gallons/minute	---	---	---	---	---	---	---	---	---	---	---	---	---	---	---	---	---	18.50	---
pH (Field)	s.u.	6.5 - 9	---	6.5 - 9	---	6.5 - 9	---	6.5 - 9	---	6.5 - 9	---	---	---	6.5 - 9	---	---	---	---	6.68	---
Specific Conductance (Field)	uS/cm	---	---	---	---	---	---	---	---	---	---	---	---	---	---	---	---	---	750.0	---
Temperature (Field)	Deg C	---	---	---	---	---	---	---	---	---	---	---	---	---	---	---	---	---	19.10	---
Turbidity (Field)	NTUs	---	---	---	---	---	---	---	---	---	---	---	---	---	---	---	---	---	0.10	---
Inorganics																				
Alkalinity (as CaCO3)	mg/l	---	---	---	---	---	---	---	---	---	---	---	---	---	---	---	364	---	---	---
Bicarbonate (Calculated by M&A)	mg/l	---	---	---	---	---	---	---	---	---	---	---	---	---	---	---	444	---	---	---
Bicarbonate Alkalinity (as CaCO3)	mg/l	---	---	---	---	---	---	---	---	---	---	---	---	---	---	---	364	---	---	---
Bromide	mg/l	---	---	---	---	---	---	---	---	---	---	---	---	---	---	---	0.158	---	---	---
Carbonate (Calculated by M&A)	mg/l	---	---	---	---	---	---	---	---	---	---	---	---	---	---	---	--	---	---	---
Carbonate Alkalinity (as CaCO3)	mg/l	---	---	---	---	---	---	---	---	---	---	---	---	---	---	---	<1.0	---	---	---
Chloride	mg/l	---	---	---	---	---	---	---	---	---	---	---	---	---	---	---	18.9	---	---	---
Fluoride	mg/l	---	---	---	---	---	---	---	---	140	---	---	---	140	---	---	0.468	---	---	---
Hardness (as CaCO3)	mg/l	---	---	---	---	---	---	---	---	---	---	---	---	---	---	363	---	---	---	---
Nitrate as N	mg/l	---	---	---	---	---	---	---	---	3733.33	---	---	---	3733.33	---	---	0.36	---	---	---
Nitrate+Nitrite as N	mg/l	---	---	---	---	---	---	---	---	---	---	---	---	---	---	---	0.36	---	---	---
Nitrate+Nitrite as N (calculated by M&A)	mg/l	---	---	---	---	---	---	---	---	3733.33	---	---	---	3733.33	---	---	0.36	---	---	---
Nitrite as N	mg/l	---	---	---	---	---	---	---	---	233.33	---	---	---	233.33	---	---	<0.20	---	---	---
Orthophosphate as P	mg/l	---	---	---	---	---	---	---	---	---	---	---	---	---	---	---	<0.20	---	---	---
Silica	mg/l	---	---	---	---	---	---	---	---	---	---	---	---	---	---	39.7	---	---	---	---
Sulfate	mg/l	---	---	---	---	---	---	---	---	---	---	---	---	---	---	---	63.5	---	---	---
Lab Parameters																				
Total Dissolved Solids (Laboratory)	mg/l	---	---	---	---	---	---	---	---	---	---	---	---	---	---	---	480	---	---	---
Total Suspended Solids	mg/l	---	---	---	---	---	---	---	---	---	---	---	---	---	---	---	<5.0	---	---	---
Metals																				
Aluminum	mg/l	---	---	---	---	---	---	---	---	---	---	---	---	---	---	<0.080	---	---	---	---
Antimony	mg/l	---	---	---	---	0.088	DIS	0.03	DIS	0.747	TRC	0.64	TRC	0.747	TRC	<0.00300	---	<0.00300	---	---
Arsenic	mg/l	0.2	TRC	0.44	DIS	0.34	DIS	0.15	DIS	0.03	TRC	0.08	TRC	0.28	TRC	0.037	---	<0.025	---	---
Barium	mg/l	---	---	---	---	---	---	---	---	98	TRC	---	---	98	TRC	0.0464	---	---	---	---
Beryllium	mg/l	---	---	---	---	---	---	---	---	1.867	TRC	0.084	TRC	1.867	TRC	<0.00200	---	<0.00200	---	---
Boron	mg/l	---	---	---	---	---	---	---	---	186.667	TRC	---	---	186.667	TRC	---	---	<0.040	---	---
Cadmium	mg/l	0.05	---	0.079741	DIS	0.027516	DIS	0.001372	DIS	0.7	TRC	0.084	TRC	0.7	TRC	<0.000200	---	<0.002000	---	---
Calcium	mg/l	---	---	---	---	---	---	---	---	---	---	---	---	---	---	---	---	92.7	---	---
Chromium	mg/l	1	---	---	---	---	---	---	---	---	---	---	---	---	---	---	---	<0.0060	---	---
Chromium, Hexavalent‡	mg/l	---	---	0.034	DIS	0.016	DIS	0.011	DIS	2.8	TRC	0.15	TRC	2.8	TRC	---	---	<0.0060	---	---
Chromium, Trivalent‡	mg/l	---	---	5.495	TRC	1.6378	TRC	0.213	TRC	1400	TRC	75	TRC	1400	TRC	---	---	<0.0060	---	---
Cobalt	mg/l	---	---	---	---	---	---	---	---	---	---	---	---	---	---	<0.0060	---	---	---	---
Copper	mg/l	0.5	TRC	0.07837	DIS	0.04528	DIS	0.02695	DIS	1.3	TRC	---	---	1.3	TRC	0.00159	---	<0.01000	---	---
Iron	mg/l	---	---	---	---	---	---	1	DIS	---	---	---	---	---	---	<0.060	---	---	---	---
Lead	mg/l	0.1	TRC	0.536398	DIS	0.254163	DIS	0.009904	DIS	0.015	TRC	---	---	0.015	TRC	<0.003000	---	<0.003000	---	---
Magnesium	mg/l	---	---	---	---	---	---	---	---	---	---	---	---	---	---	---	---	31.8	---	---
Manganese	mg/l	---	---	---	---	---	---	---	---	130.667	---	---	---	130.667	---	<0.0040	---	<0.0040	---	---
Mercury	mg/l	0.01	TRC	0.005	DIS	0.0024	DIS	0.00001	DIS	0.28	TRC	---	---	0.28	TRC	<0.00020	<0.00020	---	---	AZ Aquatic and Wildlife - Warm Water Chronic*

Station Name	MC 8.4 C
Sample ID	RESE-1002038
Sample Date	11/13/2008 11:30:00 AM
Basin	Mineral Creek Watershed
Sub-basin	unknown
QC Type	Original data

Surface Water Hydrochemical Data

MONTGOMERY & ASSOCIATES

Parameters and Constituents		Standards														Results				
Name	Units	AZ Agricultural Livestock Watering		AZ Aquatic and Wildlife - Ephemeral Acute		AZ Aquatic and Wildlife - Warm Water Acute		AZ Aquatic and Wildlife - Warm Water Chronic		AZ Full Body Contact		AZ Fish Consumption		AZ Partial Body Contact		Dissolved Results	Total Results	Total Recoverable Results	Field Results	Use Exceeded
		Standard	Fraction	Standard	Fraction	Standard	Fraction	Standard	Fraction	Standard	Fraction	Standard	Fraction	Standard	Fraction					
Metals																				
Molybdenum	mg/l	---	---	---	---	---	---	---	---	---	---	---	---	---	---	<0.0080	---	---	---	---
Nickel	mg/l	---	---	12.3766	DIS	1.39362	DIS	0.15479	DIS	28	TRC	0.511	TRC	28	TRC	<0.01000	---	<0.01000	---	---
Potassium	mg/l	---	---	---	---	---	---	---	---	---	---	---	---	---	---	---	---	1.33	---	---
Selenium	mg/l	0.05	TRC	0.033	TRC	---	---	0.002	TRC	4.667	TRC	0.667	TRC	4.667	TRC	---	---	<0.00300	---	AZ Aquatic and Wildlife - Warm Water Chronic*
Silver	mg/l	---	---	0.029543	DIS	0.029543	DIS	---	---	4.667	TRC	8	TRC	4.667	TRC	<0.000100	---	<0.005000	---	---
Sodium	mg/l	---	---	---	---	---	---	---	---	---	---	---	---	---	---	---	---	34.0	---	---
Strontium	mg/l	---	---	---	---	---	---	---	---	---	---	---	---	---	---	0.349	---	---	---	---
Thallium	mg/l	---	---	---	---	0.7	DIS	0.15	DIS	0.075	TRC	0.001	TRC	0.075	TRC	<0.00100	---	<0.00100	---	AZ Fish Consumption*
Zinc	mg/l	25	TRC	3.3152	DIS	0.3494	DIS	0.3494	DIS	280	TRC	5.106	TRC	280	TRC	<0.0100	---	<0.0100	---	---
Other																				
Dissolved Organic Carbon	mg/l	---	---	---	---	---	---	---	---	---	---	---	---	---	---	---	---	---	1.35	---
Stable Isotopes																				
Delta Deuterium	per mil	---	---	---	---	---	---	---	---	---	---	---	---	---	---	---	-69.0	---	---	---
Delta Oxygen-18	per mil	---	---	---	---	---	---	---	---	---	---	---	---	---	---	---	-9.60	---	---	---

The hardness value used for calculation of hardness-dependent standards is the hardness of the sample itself, not the hardness of a receiving water.
* Detection limit exceeds standard
† Exceedance is considered less than regulatory limit
‡ For comparison only - no analysis exists

Station Name	MC 8.4 C
Sample ID	RESE-1002071
Sample Date	3/5/2009 10:30:00 AM
Basin	Mineral Creek Watershed
Sub-basin	unknown
QC Type	Original data

Surface Water Hydrochemical Data

MONTGOMERY & ASSOCIATES

Parameters and Constituents		Standards														Results				
Name	Units	AZ Agricultural Livestock Watering		AZ Aquatic and Wildlife - Ephemeral Acute		AZ Aquatic and Wildlife - Warm Water Acute		AZ Aquatic and Wildlife - Warm Water Chronic		AZ Full Body Contact		AZ Fish Consumption		AZ Partial Body Contact		Dissolved Results	Total Results	Total Recoverable Results	Field Results	Use Exceeded
		Standard	Fraction	Standard	Fraction	Standard	Fraction	Standard	Fraction	Standard	Fraction	Standard	Fraction	Standard	Fraction					
Field Parameters																				
Dissolved oxygen	mg/l	---	---	---	---	6	---	6	---	---	---	---	---	---	---	---	---	---	6.75	---
Flow Rate	gallons/minute	---	---	---	---	---	---	---	---	---	---	---	---	---	---	---	---	---	56.30	---
pH (Field)	s.u.	6.5 - 9	---	6.5 - 9	---	6.5 - 9	---	6.5 - 9	---	6.5 - 9	---	---	---	6.5 - 9	---	---	---	---	6.97	---
Specific Conductance (Field)	uS/cm	---	---	---	---	---	---	---	---	---	---	---	---	---	---	---	---	---	657.0	---
Temperature (Field)	Deg C	---	---	---	---	---	---	---	---	---	---	---	---	---	---	---	---	---	18.70	---
Turbidity (Field)	NTUs	---	---	---	---	---	---	---	---	---	---	---	---	---	---	---	---	---	2.80	---
Inorganics																				
Alkalinity (as CaCO3)	mg/l	---	---	---	---	---	---	---	---	---	---	---	---	---	---	---	316	---	---	---
Bicarbonate (Calculated by M&A)	mg/l	---	---	---	---	---	---	---	---	---	---	---	---	---	---	---	386	---	---	---
Bicarbonate Alkalinity (as CaCO3)	mg/l	---	---	---	---	---	---	---	---	---	---	---	---	---	---	---	316	---	---	---
Bromide	mg/l	---	---	---	---	---	---	---	---	---	---	---	---	---	---	---	0.150	---	---	---
Carbonate (Calculated by M&A)	mg/l	---	---	---	---	---	---	---	---	---	---	---	---	---	---	---	--	---	---	---
Carbonate Alkalinity (as CaCO3)	mg/l	---	---	---	---	---	---	---	---	---	---	---	---	---	---	---	<1.0	---	---	---
Chloride	mg/l	---	---	---	---	---	---	---	---	---	---	---	---	---	---	---	17.1	---	---	---
Fluoride	mg/l	---	---	---	---	---	---	---	---	140	---	---	---	140	---	---	0.373	---	---	---
Hardness (as CaCO3)	mg/l	---	---	---	---	---	---	---	---	---	---	---	---	---	---	312	---	---	---	---
Silica	mg/l	---	---	---	---	---	---	---	---	---	---	---	---	---	---	37.8	---	---	---	---
Sulfate	mg/l	---	---	---	---	---	---	---	---	---	---	---	---	---	---	---	50.2	---	---	---
Lab Parameters																				
Total Dissolved Solids (Laboratory)	mg/l	---	---	---	---	---	---	---	---	---	---	---	---	---	---	---	431	---	---	---
Total Suspended Solids	mg/l	---	---	---	---	---	---	---	---	---	---	---	---	---	---	---	<5.0	---	---	---
Metals																				
Aluminum	mg/l	---	---	---	---	---	---	---	---	---	---	---	---	---	---	<0.080	---	---	---	---
Antimony	mg/l	---	---	---	---	0.088	DIS	0.03	DIS	0.747	TRC	0.64	TRC	0.747	TRC	<0.00300	---	<0.00300	---	---
Arsenic	mg/l	0.2	TRC	0.44	DIS	0.34	DIS	0.15	DIS	0.03	TRC	0.08	TRC	0.28	TRC	<0.025	---	<0.025	---	---
Barium	mg/l	---	---	---	---	---	---	---	---	98	TRC	---	---	98	TRC	0.0430	---	---	---	---
Beryllium	mg/l	---	---	---	---	---	---	---	---	1.867	TRC	0.084	TRC	1.867	TRC	<0.00200	---	<0.00200	---	---
Boron	mg/l	---	---	---	---	---	---	---	---	186.667	TRC	---	---	186.667	TRC	---	---	<0.040	---	---
Cadmium	mg/l	0.05	---	0.068852	DIS	0.023759	DIS	0.001236	DIS	0.7	TRC	0.084	TRC	0.7	TRC	0.000047 j	---	<0.002000	---	---
Calcium	mg/l	---	---	---	---	---	---	---	---	---	---	---	---	---	---	---	---	79.7	---	---
Chromium	mg/l	1	---	---	---	---	---	---	---	---	---	---	---	---	---	---	---	<0.0060	---	---
Chromium, Hexavalent‡	mg/l	---	---	0.034	DIS	0.016	DIS	0.011	DIS	2.8	TRC	0.15	TRC	2.8	TRC	---	---	<0.0060	---	---
Chromium, Trivalent‡	mg/l	---	---	4.8542	TRC	1.4468	TRC	0.1882	TRC	1400	TRC	75	TRC	1400	TRC	---	---	<0.0060	---	---
Cobalt	mg/l	---	---	---	---	---	---	---	---	---	---	---	---	---	---	<0.0060	---	---	---	---
Copper	mg/l	0.5	TRC	0.06795	DIS	0.03926	DIS	0.02368	DIS	1.3	TRC	---	---	1.3	TRC	0.00116	---	<0.01000	---	---
Iron	mg/l	---	---	---	---	---	---	1	DIS	---	---	---	---	---	---	<0.060	---	---	---	---
Lead	mg/l	0.1	TRC	0.458549	DIS	0.217276	DIS	0.008467	DIS	0.015	TRC	---	---	0.015	TRC	<0.000017	---	<0.003000	---	---
Magnesium	mg/l	---	---	---	---	---	---	---	---	---	---	---	---	---	---	---	---	27.5	---	---
Manganese	mg/l	---	---	---	---	---	---	---	---	130.667	---	---	---	130.667	---	<0.0040	---	<0.0040	---	---
Mercury	mg/l	0.01	TRC	0.005	DIS	0.0024	DIS	0.00001	DIS	0.28	TRC	---	---	0.28	TRC	---	<0.00020	---	---	AZ Aquatic and Wildlife - Warm Water Chronic*
Molybdenum	mg/l	---	---	---	---	---	---	---	---	---	---	---	---	---	---	<0.0080	---	---	---	---
Nickel	mg/l	---	---	10.88868	DIS	1.22608	DIS	0.13618	DIS	28	TRC	0.511	TRC	28	TRC	0.00123	---	<0.01000	---	---
Potassium	mg/l	---	---	---	---	---	---	---	---	---	---	---	---	---	---	---	---	1.26	---	---
Selenium	mg/l	0.05	TRC	0.033	TRC	---	---	0.002	TRC	4.667	TRC	0.667	TRC	4.667	TRC	---	---	0.00074 jd	---	---
Silver	mg/l	---	---	0.02277	DIS	0.02277	DIS	---	---	4.667	TRC	8	TRC	4.667	TRC	<0.000100	---	<0.005000	---	---

Station Name	MC 8.4 C
Sample ID	RESE-1002071
Sample Date	3/5/2009 10:30:00 AM
Basin	Mineral Creek Watershed
Sub-basin	unknown
QC Type	Original data

Surface Water Hydrochemical Data

MONTGOMERY & ASSOCIATES

Parameters and Constituents		Standards														Results				
Name	Units	AZ Agricultural Livestock Watering		AZ Aquatic and Wildlife - Ephemeral Acute		AZ Aquatic and Wildlife - Warm Water Acute		AZ Aquatic and Wildlife - Warm Water Chronic		AZ Full Body Contact		AZ Fish Consumption		AZ Partial Body Contact		Dissolved Results	Total Results	Total Recoverable Results	Field Results	Use Exceeded
		Standard	Fraction	Standard	Fraction	Standard	Fraction	Standard	Fraction	Standard	Fraction	Standard	Fraction	Standard	Fraction					
Metals																				
Sodium	mg/l	---	---	---	---	---	---	---	---	---	---	---	---	---	---	---	---	29.9	---	---
Strontium	mg/l	---	---	---	---	---	---	---	---	---	---	---	---	---	---	0.307	---	---	---	---
Thallium	mg/l	---	---	---	---	0.7	DIS	0.15	DIS	0.075	TRC	0.001	TRC	0.075	TRC	<0.00100	---	<0.00100	---	AZ Fish Consumption*
Zinc	mg/l	25	TRC	2.9161	DIS	0.3073	DIS	0.3073	DIS	280	TRC	5.106	TRC	280	TRC	<0.0100	---	<0.0100	---	---
Other																				
Dissolved Organic Carbon	mg/l	---	---	---	---	---	---	---	---	---	---	---	---	---	---	---	---	---	1.13	---
Mercury, Low Level	ng/l	---	---	---	---	---	---	---	---	---	---	---	---	---	---	<0.50	---	---	---	---
Stable Isotopes																				
Delta Deuterium	per mil	---	---	---	---	---	---	---	---	---	---	---	---	---	---	---	-66.0	---	---	---
Delta Oxygen-18	per mil	---	---	---	---	---	---	---	---	---	---	---	---	---	---	---	-9.50	---	---	---
Delta Oxygen-18 of Sulfate	per mil	---	---	---	---	---	---	---	---	---	---	---	---	---	---	---	4.90	---	---	---
Delta Sulfur-34	per mil	---	---	---	---	---	---	---	---	---	---	---	---	---	---	---	0.1	---	---	---

The hardness value used for calculation of hardness-dependent standards is the hardness of the sample itself, not the hardness of a receiving water.
* Detection limit exceeds standard
‡ For comparison only - no analysis exists

Station Name	MC 8.4 C
Sample ID	RESE-1002090
Sample Date	5/14/2009 8:30:00 AM
Basin	Mineral Creek Watershed
Sub-basin	unknown
QC Type	Original data

Surface Water Hydrochemical Data

MONTGOMERY & ASSOCIATES

Parameters and Constituents		Standards														Results				
Name	Units	AZ Agricultural Livestock Watering		AZ Aquatic and Wildlife - Ephemeral Acute		AZ Aquatic and Wildlife - Warm Water Acute		AZ Aquatic and Wildlife - Warm Water Chronic		AZ Full Body Contact		AZ Fish Consumption		AZ Partial Body Contact		Dissolved Results	Total Results	Total Recoverable Results	Field Results	Use Exceeded
		Standard	Fraction	Standard	Fraction	Standard	Fraction	Standard	Fraction	Standard	Fraction	Standard	Fraction	Standard	Fraction					
Field Parameters																				
Dissolved oxygen	mg/l	---	---	---	---	6	---	6	---	---	---	---	---	---	---	---	---	---	5.71	AZ Aquatic and Wildlife - Warm Water Acute† AZ Aquatic and Wildlife - Warm Water Chronic†
Flow Rate	gallons/minute	---	---	---	---	---	---	---	---	---	---	---	---	---	---	---	---	---	215.00	---
pH (Field)	s.u.	6.5 - 9	---	6.5 - 9	---	6.5 - 9	---	6.5 - 9	---	6.5 - 9	---	---	---	6.5 - 9	---	---	---	---	7.14	---
Specific Conductance (Field)	uS/cm	---	---	---	---	---	---	---	---	---	---	---	---	---	---	---	---	---	757.0	---
Temperature (Field)	Deg C	---	---	---	---	---	---	---	---	---	---	---	---	---	---	---	---	---	22.80	---
Turbidity (Field)	NTUs	---	---	---	---	---	---	---	---	---	---	---	---	---	---	---	---	---	1.82	---
Inorganics																				
Alkalinity (as CaCO3)	mg/l	---	---	---	---	---	---	---	---	---	---	---	---	---	---	---	332	---	---	---
Bicarbonate (Calculated by M&A)	mg/l	---	---	---	---	---	---	---	---	---	---	---	---	---	---	---	405	---	---	---
Bicarbonate Alkalinity (as CaCO3)	mg/l	---	---	---	---	---	---	---	---	---	---	---	---	---	---	---	332	---	---	---
Bromide	mg/l	---	---	---	---	---	---	---	---	---	---	---	---	---	---	---	0.166	---	---	---
Carbonate (Calculated by M&A)	mg/l	---	---	---	---	---	---	---	---	---	---	---	---	---	---	---	--	---	---	---
Carbonate Alkalinity (as CaCO3)	mg/l	---	---	---	---	---	---	---	---	---	---	---	---	---	---	---	<1.0	---	---	---
Chloride	mg/l	---	---	---	---	---	---	---	---	---	---	---	---	---	---	---	20.5	---	---	---
Fluoride	mg/l	---	---	---	---	---	---	---	---	140	---	---	---	140	---	---	0.367	---	---	---
Hardness (as CaCO3)	mg/l	---	---	---	---	---	---	---	---	---	---	---	---	---	---	---	---	356	---	---
Silica	mg/l	---	---	---	---	---	---	---	---	---	---	---	---	---	---	38.0	---	---	---	---
Sulfate	mg/l	---	---	---	---	---	---	---	---	---	---	---	---	---	---	---	73.5	---	---	---
Lab Parameters																				
Total Dissolved Solids (Laboratory)	mg/l	---	---	---	---	---	---	---	---	---	---	---	---	---	---	---	474	---	---	---
Total Suspended Solids	mg/l	---	---	---	---	---	---	---	---	---	---	---	---	---	---	---	<5.0	---	---	---
Metals																				
Aluminum	mg/l	---	---	---	---	---	---	---	---	---	---	---	---	---	---	<0.0141	---	---	---	---
Antimony	mg/l	---	---	---	---	0.088	DIS	0.03	DIS	0.747	TRC	0.64	TRC	0.747	TRC	0.00027 j	---	<0.00055	---	---
Arsenic	mg/l	0.2	TRC	0.44	DIS	0.34	DIS	0.15	DIS	0.03	TRC	0.08	TRC	0.28	TRC	0.0167 j	---	0.0035 j	---	---
Barium	mg/l	---	---	---	---	---	---	---	---	98	TRC	---	---	98	TRC	---	---	0.0523	---	---
Beryllium	mg/l	---	---	---	---	---	---	---	---	1.867	TRC	0.084	TRC	1.867	TRC	<0.00036	---	<0.00018	---	---
Boron	mg/l	---	---	---	---	---	---	---	---	186.667	TRC	---	---	186.667	TRC	---	---	0.0288	---	---
Cadmium	mg/l	0.05	---	0.087609	DIS	0.030232	DIS	0.001468	DIS	0.7	TRC	0.084	TRC	0.7	TRC	<0.000024	---	<0.000480	---	---
Calcium	mg/l	---	---	---	---	---	---	---	---	---	---	---	---	---	---	---	---	90.3	---	---
Chromium	mg/l	1	---	---	---	---	---	---	---	---	---	---	---	---	---	---	---	<0.0005	---	---
Chromium, Hexavalent‡	mg/l	---	---	0.034	DIS	0.016	DIS	0.011	DIS	2.8	TRC	0.15	TRC	2.8	TRC	---	---	<0.0005	---	---
Chromium, Trivalent‡	mg/l	---	---	5.9497	TRC	1.7733	TRC	0.2307	TRC	1400	TRC	75	TRC	1400	TRC	---	---	<0.0005	---	---
Cobalt	mg/l	---	---	---	---	---	---	---	---	---	---	---	---	---	---	<0.00065	---	---	---	---
Copper	mg/l	0.5	TRC	0.08588	DIS	0.04962	DIS	0.02928	DIS	1.3	TRC	---	---	1.3	TRC	0.00150	---	<0.00200	---	---
Iron	mg/l	---	---	---	---	---	---	1	DIS	---	---	---	---	---	---	<0.0202	---	---	---	---
Lead	mg/l	0.1	TRC	0.592712	DIS	0.280846	DIS	0.010944	DIS	0.015	TRC	---	---	0.015	TRC	<0.000053	---	<0.000132	---	---
Magnesium	mg/l	---	---	---	---	---	---	---	---	---	---	---	---	---	---	---	---	31.6	---	---
Manganese	mg/l	---	---	---	---	---	---	---	---	130.667	---	---	---	130.667	---	0.0098 j	---	<0.0107	---	---
Mercury	mg/l	0.01	TRC	0.005	DIS	0.0024	DIS	0.00001	DIS	0.28	TRC	---	---	0.28	TRC	---	<0.00006	---	---	AZ Aquatic and Wildlife - Warm Water Chronic*
Molybdenum	mg/l	---	---	---	---	---	---	---	---	---	---	---	---	---	---	0.0063 j	---	---	---	---
Nickel	mg/l	---	---	13.43579	DIS	1.51289	DIS	0.16804	DIS	28	TRC	0.511	TRC	28	TRC	0.00120	---	<0.00110	---	---
Potassium	mg/l	---	---	---	---	---	---	---	---	---	---	---	---	---	---	---	---	1.52	---	---
Selenium	mg/l	0.05	TRC	0.033	TRC	---	---	0.002	TRC	4.667	TRC	0.667	TRC	4.667	TRC	---	---	<0.00060	---	---
Silver	mg/l	---	---	0.034911	DIS	0.034911	DIS	---	---	4.667	TRC	8	TRC	4.667	TRC	<0.000019	---	<0.000210	---	---

Station Name	MC 8.4 C
Sample ID	RESE-1002090
Sample Date	5/14/2009 8:30:00 AM
Basin	Mineral Creek Watershed
Sub-basin	unknown
QC Type	Original data

Surface Water Hydrochemical Data

MONTGOMERY & ASSOCIATES

Parameters and Constituents		Standards														Results				
Name	Units	AZ Agricultural Livestock Watering		AZ Aquatic and Wildlife - Ephemeral Acute		AZ Aquatic and Wildlife - Warm Water Acute		AZ Aquatic and Wildlife - Warm Water Chronic		AZ Full Body Contact		AZ Fish Consumption		AZ Partial Body Contact		Dissolved Results	Total Results	Total Recoverable Results	Field Results	Use Exceeded
		Standard	Fraction	Standard	Fraction	Standard	Fraction	Standard	Fraction	Standard	Fraction	Standard	Fraction	Standard	Fraction					
Metals																				
Sodium	mg/l	---	---	---	---	---	---	---	---	---	---	---	---	---	---	---	---	34.0	---	---
Strontium	mg/l	---	---	---	---	---	---	---	---	---	---	---	---	---	---	0.330	---	---	---	---
Strontium (by isotope dilution)	ppm	---	---	---	---	---	---	---	---	---	---	---	---	---	---	---	0.3690	---	---	---
Thallium	mg/l	---	---	---	---	0.7	DIS	0.15	DIS	0.075	TRC	0.001	TRC	0.075	TRC	<0.000023	---	<0.000058	---	---
Uranium	mg/l	---	---	---	---	---	---	---	---	2.8	---	---	---	2.8	---	---	0.0037	---	---	---
Zinc	mg/l	25	TRC	3.5994	DIS	0.3793	DIS	0.3793	DIS	280	TRC	5.106	TRC	280	TRC	<0.0019	---	0.0015 j	---	---
Other																				
Dissolved Organic Carbon	mg/l	---	---	---	---	---	---	---	---	---	---	---	---	---	---	---	---	---	1.40	---
Mercury, Low Level	ng/l	---	---	---	---	---	---	---	---	---	---	---	---	---	---	<0.50	---	---	---	---
Radiogenic Isotopes																				
Strontium 87/86	none	---	---	---	---	---	---	---	---	---	---	---	---	---	---	---	0.716685	---	---	---
Tritium	TU	---	---	---	---	---	---	---	---	---	---	---	---	---	---	---	1.70	---	---	---
Radiologicals																				
Gross Alpha	pCi/l	---	---	---	---	---	---	---	---	---	---	---	---	---	---	---	<3.6	---	---	---
Gross Beta	pCi/l	---	---	---	---	---	---	---	---	---	---	---	---	---	---	---	<3.0	---	---	---
Uranium Activity (Calc 907.0)	pCi/l	---	---	---	---	---	---	---	---	---	---	---	---	---	---	---	3.3	---	---	---
Radionuclides																				
Radium 226	pCi/l	---	---	---	---	---	---	---	---	---	---	---	---	---	---	---	<0.21	---	---	---
Radium 226 + Radium 228	pCi/l	---	---	---	---	---	---	---	---	---	---	---	---	---	---	---	1.30	---	---	---
Radium 228	pCi/l	---	---	---	---	---	---	---	---	---	---	---	---	---	---	---	1.30	---	---	---
U-234/U-238	none	---	---	---	---	---	---	---	---	---	---	---	---	---	---	---	2.2	---	---	---
Uranium 234	pCi/l	---	---	---	---	---	---	---	---	---	---	---	---	---	---	---	2.2	---	---	---
Uranium 235	pCi/l	---	---	---	---	---	---	---	---	---	---	---	---	---	---	---	<0.20	---	---	---
Uranium 238	pCi/l	---	---	---	---	---	---	---	---	---	---	---	---	---	---	---	1.0	---	---	---
Stable Isotopes																				
Delta Deuterium	per mil	---	---	---	---	---	---	---	---	---	---	---	---	---	---	---	-67.0	---	---	---
Delta Oxygen-18	per mil	---	---	---	---	---	---	---	---	---	---	---	---	---	---	---	-9.40	---	---	---
Delta Oxygen-18 of Sulfate	per mil	---	---	---	---	---	---	---	---	---	---	---	---	---	---	---	5.80	---	---	---
Delta Sulfur-34	per mil	---	---	---	---	---	---	---	---	---	---	---	---	---	---	---	-1.0	---	---	---

The hardness value used for calculation of hardness-dependent standards is the hardness of the sample itself, not the hardness of a receiving water.
* Detection limit exceeds standard
† Exceedance is considered less than regulatory limit
‡ For comparison only - no analysis exists

Station Name	MC 8.4 C
Sample ID	RESE-1002091
Sample Date	5/14/2009 9:00:00 AM
Basin	Mineral Creek Watershed
Sub-basin	unknown
QC Type	Field duplicates

Surface Water Hydrochemical Data

MONTGOMERY & ASSOCIATES

Parameters and Constituents		Standards														Results				
Name	Units	AZ Agricultural Livestock Watering		AZ Aquatic and Wildlife - Ephemeral Acute		AZ Aquatic and Wildlife - Warm Water Acute		AZ Aquatic and Wildlife - Warm Water Chronic		AZ Full Body Contact		AZ Fish Consumption		AZ Partial Body Contact		Dissolved Results	Total Results	Total Recoverable Results	Field Results	Use Exceeded
		Standard	Fraction	Standard	Fraction	Standard	Fraction	Standard	Fraction	Standard	Fraction	Standard	Fraction	Standard	Fraction					
Field Parameters																				
Flow Rate	gallons/minute	---	---	---	---	---	---	---	---	---	---	---	---	---	---	---	---	---	215.00	---
Inorganics																				
Alkalinity (as CaCO3)	mg/l	---	---	---	---	---	---	---	---	---	---	---	---	---	---	---	338	---	---	---
Bicarbonate (Calculated by M&A)	mg/l	---	---	---	---	---	---	---	---	---	---	---	---	---	---	---	412	---	---	---
Bicarbonate Alkalinity (as CaCO3)	mg/l	---	---	---	---	---	---	---	---	---	---	---	---	---	---	---	338	---	---	---
Bromide	mg/l	---	---	---	---	---	---	---	---	---	---	---	---	---	---	---	0.175	---	---	---
Carbonate (Calculated by M&A)	mg/l	---	---	---	---	---	---	---	---	---	---	---	---	---	---	---	--	---	---	---
Carbonate Alkalinity (as CaCO3)	mg/l	---	---	---	---	---	---	---	---	---	---	---	---	---	---	---	<1.0	---	---	---
Chloride	mg/l	---	---	---	---	---	---	---	---	---	---	---	---	---	---	---	20.4	---	---	---
Fluoride	mg/l	---	---	---	---	---	---	---	---	140	---	---	---	140	---	---	0.373	---	---	---
Hardness (as CaCO3)	mg/l	---	---	---	---	---	---	---	---	---	---	---	---	---	---	---	---	361	---	---
Silica	mg/l	---	---	---	---	---	---	---	---	---	---	---	---	---	---	38.4	---	---	---	---
Sulfate	mg/l	---	---	---	---	---	---	---	---	---	---	---	---	---	---	---	72.6	---	---	---
Lab Parameters																				
Total Dissolved Solids (Laboratory)	mg/l	---	---	---	---	---	---	---	---	---	---	---	---	---	---	---	498	---	---	---
Total Suspended Solids	mg/l	---	---	---	---	---	---	---	---	---	---	---	---	---	---	---	<5.0	---	---	---
Metals																				
Aluminum	mg/l	---	---	---	---	---	---	---	---	---	---	---	---	---	---	<0.0141	---	---	---	---
Antimony	mg/l	---	---	---	---	0.088	DIS	0.03	DIS	0.747	TRC	0.64	TRC	0.747	TRC	<0.00022	---	<0.00055	---	---
Arsenic	mg/l	0.2	TRC	0.44	DIS	0.34	DIS	0.15	DIS	0.03	TRC	0.08	TRC	0.28	TRC	0.0143 j	---	0.0042 j	---	---
Barium	mg/l	---	---	---	---	---	---	---	---	98	TRC	---	---	98	TRC	---	---	0.0527	---	---
Beryllium	mg/l	---	---	---	---	---	---	---	---	1.867	TRC	0.084	TRC	1.867	TRC	<0.00036	---	<0.00018	---	---
Boron	mg/l	---	---	---	---	---	---	---	---	186.667	TRC	---	---	186.667	TRC	---	---	0.0287	---	---
Cadmium	mg/l	0.05	---	0.087609	DIS	0.030232	DIS	0.001468	DIS	0.7	TRC	0.084	TRC	0.7	TRC	<0.000024	---	<0.000480	---	---
Calcium	mg/l	---	---	---	---	---	---	---	---	---	---	---	---	---	---	---	---	91.6	---	---
Chromium	mg/l	1	---	---	---	---	---	---	---	---	---	---	---	---	---	---	---	<0.0005	---	---
Chromium, Hexavalent‡	mg/l	---	---	0.034	DIS	0.016	DIS	0.011	DIS	2.8	TRC	0.15	TRC	2.8	TRC	---	---	<0.0005	---	---
Chromium, Trivalent‡	mg/l	---	---	5.9497	TRC	1.7733	TRC	0.2307	TRC	1400	TRC	75	TRC	1400	TRC	---	---	<0.0005	---	---
Cobalt	mg/l	---	---	---	---	---	---	---	---	---	---	---	---	---	---	<0.00065	---	---	---	---
Copper	mg/l	0.5	TRC	0.08588	DIS	0.04962	DIS	0.02928	DIS	1.3	TRC	---	---	1.3	TRC	0.00140	---	<0.00200	---	---
Iron	mg/l	---	---	---	---	---	---	1	DIS	---	---	---	---	---	---	<0.0202	---	---	---	---
Lead	mg/l	0.1	TRC	0.592712	DIS	0.280846	DIS	0.010944	DIS	0.015	TRC	---	---	0.015	TRC	<0.000053	---	<0.000132	---	---
Magnesium	mg/l	---	---	---	---	---	---	---	---	---	---	---	---	---	---	---	---	32.1	---	---
Manganese	mg/l	---	---	---	---	---	---	---	---	130.667	---	---	---	130.667	---	0.0099 j	---	<0.0112	---	---
Mercury	mg/l	0.01	TRC	0.005	DIS	0.0024	DIS	0.00001	DIS	0.28	TRC	---	---	0.28	TRC	---	<0.00006	---	---	AZ Aquatic and Wildlife - Warm Water Chronic*
Molybdenum	mg/l	---	---	---	---	---	---	---	---	---	---	---	---	---	---	0.0073 j	---	---	---	---
Nickel	mg/l	---	---	13.43579	DIS	1.51289	DIS	0.16804	DIS	28	TRC	0.511	TRC	28	TRC	0.00120	---	<0.00110	---	---
Potassium	mg/l	---	---	---	---	---	---	---	---	---	---	---	---	---	---	---	---	1.54	---	---
Selenium	mg/l	0.05	TRC	0.033	TRC	---	---	0.002	TRC	4.667	TRC	0.667	TRC	4.667	TRC	---	---	<0.00060	---	---
Silver	mg/l	---	---	0.034911	DIS	0.034911	DIS	---	---	4.667	TRC	8	TRC	4.667	TRC	<0.000019	---	<0.000210	---	---
Sodium	mg/l	---	---	---	---	---	---	---	---	---	---	---	---	---	---	---	---	34.9	---	---
Strontium	mg/l	---	---	---	---	---	---	---	---	---	---	---	---	---	---	0.330	---	---	---	---
Strontium (by isotope dilution)	ppm	---	---	---	---	---	---	---	---	---	---	---	---	---	---	---	0.3689	---	---	---
Thallium	mg/l	---	---	---	---	0.7	DIS	0.15	DIS	0.075	TRC	0.001	TRC	0.075	TRC	<0.000023	---	<0.000058	---	---
Uranium	mg/l	---	---	---	---	---	---	---	---	2.8	---	---	---	2.8	---	---	0.0037	---	---	---

Station Name	MC 8.4 C
Sample ID	RESE-1002091
Sample Date	5/14/2009 9:00:00 AM
Basin	Mineral Creek Watershed
Sub-basin	unknown
QC Type	Field duplicates

Surface Water Hydrochemical Data

MONTGOMERY & ASSOCIATES

Parameters and Constituents		Standards														Results				
Name	Units	AZ Agricultural Livestock Watering		AZ Aquatic and Wildlife - Ephemeral Acute		AZ Aquatic and Wildlife - Warm Water Acute		AZ Aquatic and Wildlife - Warm Water Chronic		AZ Full Body Contact		AZ Fish Consumption		AZ Partial Body Contact		Dissolved Results	Total Results	Total Recoverable Results	Field Results	Use Exceeded
		Standard	Fraction	Standard	Fraction	Standard	Fraction	Standard	Fraction	Standard	Fraction	Standard	Fraction	Standard	Fraction					
Metals																				
Zinc	mg/l	25	TRC	3.5994	DIS	0.3793	DIS	0.3793	DIS	280	TRC	5.106	TRC	280	TRC	<0.0019	---	0.0013 j	---	---
Other																				
Dissolved Organic Carbon	mg/l	---	---	---	---	---	---	---	---	---	---	---	---	---	---	---	---	---	1.19	---
Mercury, Low Level	ng/l	---	---	---	---	---	---	---	---	---	---	---	---	---	---	<0.50	---	---	---	---
Radiogenic Isotopes																				
Strontium 87/86	none	---	---	---	---	---	---	---	---	---	---	---	---	---	---	---	0.716685	---	---	---
Tritium	TU	---	---	---	---	---	---	---	---	---	---	---	---	---	---	---	1.60	---	---	---
Radiologicals																				
Gross Alpha	pCi/l	---	---	---	---	---	---	---	---	---	---	---	---	---	---	---	<3.7	---	---	---
Gross Beta	pCi/l	---	---	---	---	---	---	---	---	---	---	---	---	---	---	---	<3.5	---	---	---
Uranium Activity (Calc 907.0)	pCi/l	---	---	---	---	---	---	---	---	---	---	---	---	---	---	---	3.7	---	---	---
Radionuclides																				
Radium 226	pCi/l	---	---	---	---	---	---	---	---	---	---	---	---	---	---	---	<0.20	---	---	---
Radium 226 + Radium 228	pCi/l	---	---	---	---	---	---	---	---	---	---	---	---	---	---	---	--	---	---	---
Radium 228	pCi/l	---	---	---	---	---	---	---	---	---	---	---	---	---	---	---	<1.20	---	---	---
U-234/U-238	none	---	---	---	---	---	---	---	---	---	---	---	---	---	---	---	2.1	---	---	---
Uranium 234	pCi/l	---	---	---	---	---	---	---	---	---	---	---	---	---	---	---	2.3	---	---	---
Uranium 235	pCi/l	---	---	---	---	---	---	---	---	---	---	---	---	---	---	---	<0.30	---	---	---
Uranium 238	pCi/l	---	---	---	---	---	---	---	---	---	---	---	---	---	---	---	1.1	---	---	---
Stable Isotopes																				
Delta Deuterium	per mil	---	---	---	---	---	---	---	---	---	---	---	---	---	---	---	-67.0	---	---	---
Delta Oxygen-18	per mil	---	---	---	---	---	---	---	---	---	---	---	---	---	---	---	-9.60	---	---	---
Delta Oxygen-18 of Sulfate	per mil	---	---	---	---	---	---	---	---	---	---	---	---	---	---	---	6.10	---	---	---
Delta Sulfur-34	per mil	---	---	---	---	---	---	---	---	---	---	---	---	---	---	---	-0.8	---	---	---

The hardness value used for calculation of hardness-dependent standards is the hardness of the sample itself, not the hardness of a receiving water.
* Detection limit exceeds standard
‡ For comparison only - no analysis exists

Station Name	MC 8.4 C
Sample ID	RESE-1002107
Sample Date	8/6/2009 4:15:00 PM
Basin	Mineral Creek Watershed
Sub-basin	unknown
QC Type	Original data

Surface Water Hydrochemical Data

MONTGOMERY & ASSOCIATES

Parameters and Constituents		Standards														Results				
Name	Units	AZ Agricultural Livestock Watering		AZ Aquatic and Wildlife - Ephemeral Acute		AZ Aquatic and Wildlife - Warm Water Acute		AZ Aquatic and Wildlife - Warm Water Chronic		AZ Full Body Contact		AZ Fish Consumption		AZ Partial Body Contact		Dissolved Results	Total Results	Total Recoverable Results	Field Results	Use Exceeded
		Standard	Fraction	Standard	Fraction	Standard	Fraction	Standard	Fraction	Standard	Fraction	Standard	Fraction	Standard	Fraction					
Field Parameters																				
Dissolved oxygen	mg/l	---	---	---	---	6	---	6	---	---	---	---	---	---	---	---	---	---	8.92	---
Flow Rate	gallons/minute	---	---	---	---	---	---	---	---	---	---	---	---	---	---	---	---	---	1.00 j	---
pH (Field)	s.u.	6.5 - 9	---	6.5 - 9	---	6.5 - 9	---	6.5 - 9	---	6.5 - 9	---	---	---	6.5 - 9	---	---	---	---	6.74	---
Specific Conductance (Field)	uS/cm	---	---	---	---	---	---	---	---	---	---	---	---	---	---	---	---	---	736.0	---
Temperature (Field)	Deg C	---	---	---	---	---	---	---	---	---	---	---	---	---	---	---	---	---	22.70	---
Turbidity (Field)	NTUs	---	---	---	---	---	---	---	---	---	---	---	---	---	---	---	---	---	0.63	---
Inorganics																				
Alkalinity (as CaCO3)	mg/l	---	---	---	---	---	---	---	---	---	---	---	---	---	---	---	362	---	---	---
Bicarbonate (Calculated by M&A)	mg/l	---	---	---	---	---	---	---	---	---	---	---	---	---	---	---	442	---	---	---
Bicarbonate Alkalinity (as CaCO3)	mg/l	---	---	---	---	---	---	---	---	---	---	---	---	---	---	---	362	---	---	---
Bromide	mg/l	---	---	---	---	---	---	---	---	---	---	---	---	---	---	---	<0.100	---	---	---
Carbonate (Calculated by M&A)	mg/l	---	---	---	---	---	---	---	---	---	---	---	---	---	---	---	--	---	---	---
Carbonate Alkalinity (as CaCO3)	mg/l	---	---	---	---	---	---	---	---	---	---	---	---	---	---	---	<1.0	---	---	---
Chloride	mg/l	---	---	---	---	---	---	---	---	---	---	---	---	---	---	---	16.9	---	---	---
Fluoride	mg/l	---	---	---	---	---	---	---	---	140	---	---	---	140	---	---	0.358	---	---	---
Hardness (as CaCO3)	mg/l	---	---	---	---	---	---	---	---	---	---	---	---	---	---	---	---	368	---	---
Silica	mg/l	---	---	---	---	---	---	---	---	---	---	---	---	---	---	39.7	---	---	---	---
Sulfate	mg/l	---	---	---	---	---	---	---	---	---	---	---	---	---	---	---	65.2	---	---	---
Lab Parameters																				
Total Dissolved Solids (Laboratory)	mg/l	---	---	---	---	---	---	---	---	---	---	---	---	---	---	---	489	---	---	---
Total Suspended Solids	mg/l	---	---	---	---	---	---	---	---	---	---	---	---	---	---	---	<5.0	---	---	---
Metals																				
Aluminum	mg/l	---	---	---	---	---	---	---	---	---	---	---	---	---	---	<0.0192	---	---	---	---
Antimony	mg/l	---	---	---	---	0.088	DIS	0.03	DIS	0.747	TRC	0.64	TRC	0.747	TRC	<0.00022	---	<0.00028	---	---
Arsenic	mg/l	0.2	TRC	0.44	DIS	0.34	DIS	0.15	DIS	0.03	TRC	0.08	TRC	0.28	TRC	0.0301	---	<0.0028	---	---
Barium	mg/l	---	---	---	---	---	---	---	---	98	TRC	---	---	98	TRC	0.0499	---	---	---	---
Beryllium	mg/l	---	---	---	---	---	---	---	---	1.867	TRC	0.084	TRC	1.867	TRC	<0.00024	---	<0.00012	---	---
Boron	mg/l	---	---	---	---	---	---	---	---	186.667	TRC	---	---	186.667	TRC	---	---	0.0329	---	---
Cadmium	mg/l	0.05	---	0.087609	DIS	0.030232	DIS	0.001468	DIS	0.7	TRC	0.084	TRC	0.7	TRC	<0.000024	---	<0.000240	---	---
Calcium	mg/l	---	---	---	---	---	---	---	---	---	---	---	---	---	---	---	---	93.3	---	---
Chromium	mg/l	1	---	---	---	---	---	---	---	---	---	---	---	---	---	---	---	<0.0004	---	---
Chromium, Hexavalent‡	mg/l	---	---	0.034	DIS	0.016	DIS	0.011	DIS	2.8	TRC	0.15	TRC	2.8	TRC	---	---	<0.0004	---	---
Chromium, Trivalent‡	mg/l	---	---	5.9497	TRC	1.7733	TRC	0.2307	TRC	1400	TRC	75	TRC	1400	TRC	---	---	<0.0004	---	---
Cobalt	mg/l	---	---	---	---	---	---	---	---	---	---	---	---	---	---	<0.00085	---	---	---	---
Copper	mg/l	0.5	TRC	0.08588	DIS	0.04962	DIS	0.02928	DIS	1.3	TRC	---	---	1.3	TRC	0.00140	---	0.00380 j	---	---
Iron	mg/l	---	---	---	---	---	---	1	DIS	---	---	---	---	---	---	<0.0182	---	---	---	---
Lead	mg/l	0.1	TRC	0.592712	DIS	0.280846	DIS	0.010944	DIS	0.015	TRC	---	---	0.015	TRC	<0.000054	---	<0.000066	---	---
Magnesium	mg/l	---	---	---	---	---	---	---	---	---	---	---	---	---	---	---	---	32.9	---	---
Manganese	mg/l	---	---	---	---	---	---	---	---	130.667	---	---	---	130.667	---	0.0054	---	0.0052	---	---
Molybdenum	mg/l	---	---	---	---	---	---	---	---	---	---	---	---	---	---	0.0036 j	---	---	---	---
Nickel	mg/l	---	---	13.43579	DIS	1.51289	DIS	0.16804	DIS	28	TRC	0.511	TRC	28	TRC	0.00260	---	<0.00095	---	---
Potassium	mg/l	---	---	---	---	---	---	---	---	---	---	---	---	---	---	---	---	1.54	---	---
Selenium	mg/l	0.05	TRC	0.033	TRC	---	---	0.002	TRC	4.667	TRC	0.667	TRC	4.667	TRC	---	---	<0.00030	---	---
Silver	mg/l	---	---	0.034911	DIS	0.034911	DIS	---	---	4.667	TRC	8	TRC	4.667	TRC	<0.000019	---	<0.000240	---	---
Sodium	mg/l	---	---	---	---	---	---	---	---	---	---	---	---	---	---	---	---	35.5	---	---

Station Name	MC 8.4 C
Sample ID	RESE-1002107
Sample Date	8/6/2009 4:15:00 PM
Basin	Mineral Creek Watershed
Sub-basin	unknown
QC Type	Original data

Surface Water Hydrochemical Data

MONTGOMERY & ASSOCIATES

Parameters and Constituents		Standards														Results				
Name	Units	AZ Agricultural Livestock Watering		AZ Aquatic and Wildlife - Ephemeral Acute		AZ Aquatic and Wildlife - Warm Water Acute		AZ Aquatic and Wildlife - Warm Water Chronic		AZ Full Body Contact		AZ Fish Consumption		AZ Partial Body Contact		Dissolved Results	Total Results	Total Recoverable Results	Field Results	Use Exceeded
		Standard	Fraction	Standard	Fraction	Standard	Fraction	Standard	Fraction	Standard	Fraction	Standard	Fraction	Standard	Fraction					
Metals																				
Strontium	mg/l	---	---	---	---	---	---	---	---	---	---	---	---	---	---	0.340	---	---	---	---
Thallium	mg/l	---	---	---	---	0.7	DIS	0.15	DIS	0.075	TRC	0.001	TRC	0.075	TRC	<0.000023	---	<0.000029	---	---
Zinc	mg/l	25	TRC	3.5994	DIS	0.3793	DIS	0.3793	DIS	280	TRC	5.106	TRC	280	TRC	<0.0026	---	<0.0013	---	---
Other																				
Dissolved Organic Carbon	mg/l	---	---	---	---	---	---	---	---	---	---	---	---	---	---	1.95	---	---	---	---

The hardness value used for calculation of hardness-dependent standards is the hardness of the sample itself, not the hardness of a receiving water.

‡ For comparison only - no analysis exists

Station Name	MC 8.4 C
Sample ID	RESE-1002108
Sample Date	8/6/2009 4:30:00 PM
Basin	Mineral Creek Watershed
Sub-basin	unknown
QC Type	Field duplicates

Surface Water Hydrochemical Data

MONTGOMERY & ASSOCIATES

Parameters and Constituents		Standards														Results				
Name	Units	AZ Agricultural Livestock Watering		AZ Aquatic and Wildlife - Ephemeral Acute		AZ Aquatic and Wildlife - Warm Water Acute		AZ Aquatic and Wildlife - Warm Water Chronic		AZ Full Body Contact		AZ Fish Consumption		AZ Partial Body Contact		Dissolved Results	Total Results	Total Recoverable Results	Field Results	Use Exceeded
		Standard	Fraction	Standard	Fraction	Standard	Fraction	Standard	Fraction	Standard	Fraction	Standard	Fraction	Standard	Fraction					
Inorganics																				
Alkalinity (as CaCO3)	mg/l	---	---	---	---	---	---	---	---	---	---	---	---	---	---	---	355	---	---	---
Bicarbonate (Calculated by M&A)	mg/l	---	---	---	---	---	---	---	---	---	---	---	---	---	---	---	433	---	---	---
Bicarbonate Alkalinity (as CaCO3)	mg/l	---	---	---	---	---	---	---	---	---	---	---	---	---	---	---	355	---	---	---
Bromide	mg/l	---	---	---	---	---	---	---	---	---	---	---	---	---	---	---	<0.100	---	---	---
Carbonate (Calculated by M&A)	mg/l	---	---	---	---	---	---	---	---	---	---	---	---	---	---	---	--	---	---	---
Carbonate Alkalinity (as CaCO3)	mg/l	---	---	---	---	---	---	---	---	---	---	---	---	---	---	---	<1.0	---	---	---
Chloride	mg/l	---	---	---	---	---	---	---	---	---	---	---	---	---	---	---	16.6	---	---	---
Fluoride	mg/l	---	---	---	---	---	---	---	---	140	---	---	---	140	---	---	0.394	---	---	---
Hardness (as CaCO3)	mg/l	---	---	---	---	---	---	---	---	---	---	---	---	---	---	---	---	370	---	---
Silica	mg/l	---	---	---	---	---	---	---	---	---	---	---	---	---	---	39.5	---	---	---	---
Sulfate	mg/l	---	---	---	---	---	---	---	---	---	---	---	---	---	---	---	63.9	---	---	---
Lab Parameters																				
Total Dissolved Solids (Laboratory)	mg/l	---	---	---	---	---	---	---	---	---	---	---	---	---	---	---	490	---	---	---
Total Suspended Solids	mg/l	---	---	---	---	---	---	---	---	---	---	---	---	---	---	---	<5.0	---	---	---
Metals																				
Aluminum	mg/l	---	---	---	---	---	---	---	---	---	---	---	---	---	---	<0.0192	---	---	---	---
Antimony	mg/l	---	---	---	---	0.088	DIS	0.03	DIS	0.747	TRC	0.64	TRC	0.747	TRC	<0.00022	---	<0.00028	---	---
Arsenic	mg/l	0.2	TRC	0.44	DIS	0.34	DIS	0.15	DIS	0.03	TRC	0.08	TRC	0.28	TRC	0.0229 j	---	<0.0028	---	---
Barium	mg/l	---	---	---	---	---	---	---	---	98	TRC	---	---	98	TRC	0.0494	---	---	---	---
Beryllium	mg/l	---	---	---	---	---	---	---	---	1.867	TRC	0.084	TRC	1.867	TRC	<0.00024	---	<0.00012	---	---
Boron	mg/l	---	---	---	---	---	---	---	---	186.667	TRC	---	---	186.667	TRC	---	---	0.0334	---	---
Cadmium	mg/l	0.05	---	0.087609	DIS	0.030232	DIS	0.001468	DIS	0.7	TRC	0.084	TRC	0.7	TRC	<0.000024	---	<0.000240	---	---
Calcium	mg/l	---	---	---	---	---	---	---	---	---	---	---	---	---	---	---	---	94.2	---	---
Chromium	mg/l	1	---	---	---	---	---	---	---	---	---	---	---	---	---	---	---	<0.0004	---	---
Chromium, Hexavalent‡	mg/l	---	---	0.034	DIS	0.016	DIS	0.011	DIS	2.8	TRC	0.15	TRC	2.8	TRC	---	---	<0.0004	---	---
Chromium, Trivalent‡	mg/l	---	---	5.9497	TRC	1.7733	TRC	0.2307	TRC	1400	TRC	75	TRC	1400	TRC	---	---	<0.0004	---	---
Cobalt	mg/l	---	---	---	---	---	---	---	---	---	---	---	---	---	---	<0.00085	---	---	---	---
Copper	mg/l	0.5	TRC	0.08588	DIS	0.04962	DIS	0.02928	DIS	1.3	TRC	---	---	1.3	TRC	0.00140	---	0.00330 j	---	---
Iron	mg/l	---	---	---	---	---	---	1	DIS	---	---	---	---	---	---	<0.0182	---	---	---	---
Lead	mg/l	0.1	TRC	0.592712	DIS	0.280846	DIS	0.010944	DIS	0.015	TRC	---	---	0.015	TRC	<0.000054	---	<0.000066	---	---
Magnesium	mg/l	---	---	---	---	---	---	---	---	---	---	---	---	---	---	---	---	32.8	---	---
Manganese	mg/l	---	---	---	---	---	---	---	---	130.667	---	---	---	130.667	---	0.0050	---	0.0052	---	---
Molybdenum	mg/l	---	---	---	---	---	---	---	---	---	---	---	---	---	---	0.0036 j	---	---	---	---
Nickel	mg/l	---	---	13.43579	DIS	1.51289	DIS	0.16804	DIS	28	TRC	0.511	TRC	28	TRC	0.00230	---	<0.00095	---	---
Potassium	mg/l	---	---	---	---	---	---	---	---	---	---	---	---	---	---	---	---	1.54	---	---
Selenium	mg/l	0.05	TRC	0.033	TRC	---	---	0.002	TRC	4.667	TRC	0.667	TRC	4.667	TRC	---	---	0.00035 j	---	---
Silver	mg/l	---	---	0.034911	DIS	0.034911	DIS	---	---	4.667	TRC	8	TRC	4.667	TRC	<0.000019	---	<0.000240	---	---
Sodium	mg/l	---	---	---	---	---	---	---	---	---	---	---	---	---	---	---	---	36.5	---	---
Strontium	mg/l	---	---	---	---	---	---	---	---	---	---	---	---	---	---	0.330	---	---	---	---
Thallium	mg/l	---	---	---	---	0.7	DIS	0.15	DIS	0.075	TRC	0.001	TRC	0.075	TRC	<0.000023	---	<0.000029	---	---
Zinc	mg/l	25	TRC	3.5994	DIS	0.3793	DIS	0.3793	DIS	280	TRC	5.106	TRC	280	TRC	<0.0026	---	<0.0013	---	---
Other																				
Dissolved Organic Carbon	mg/l	---	---	---	---	---	---	---	---	---	---	---	---	---	---	3.03	---	---	---	---

The hardness value used for calculation of hardness-dependent standards is the hardness of the sample itself, not the hardness of a receiving water.

‡ For comparison only - no analysis exists

Station Name	MC 8.4 C
Sample ID	RESE-1002110
Sample Date	12/15/2009 8:30:00 AM
Basin	Mineral Creek Watershed
Sub-basin	unknown
QC Type	Original data

Surface Water Hydrochemical Data

MONTGOMERY & ASSOCIATES

Parameters and Constituents		Standards														Results				
Name	Units	AZ Agricultural Livestock Watering		AZ Aquatic and Wildlife - Ephemeral Acute		AZ Aquatic and Wildlife - Warm Water Acute		AZ Aquatic and Wildlife - Warm Water Chronic		AZ Full Body Contact		AZ Fish Consumption		AZ Partial Body Contact		Dissolved Results	Total Results	Total Recoverable Results	Field Results	Use Exceeded
		Standard	Fraction	Standard	Fraction	Standard	Fraction	Standard	Fraction	Standard	Fraction	Standard	Fraction	Standard	Fraction					
Field Parameters																				
Dissolved oxygen	mg/l	---	---	---	---	6	---	6	---	---	---	---	---	---	---	---	---	---	6.31	---
Flow Rate	gallons/minute	---	---	---	---	---	---	---	---	---	---	---	---	---	---	---	---	---	2.70	---
pH (Field)	s.u.	6.5 - 9	---	6.5 - 9	---	6.5 - 9	---	6.5 - 9	---	6.5 - 9	---	---	---	6.5 - 9	---	---	---	---	6.90	---
Specific Conductance (Field)	uS/cm	---	---	---	---	---	---	---	---	---	---	---	---	---	---	---	---	---	692.0	---
Temperature (Field)	Deg C	---	---	---	---	---	---	---	---	---	---	---	---	---	---	---	---	---	15.20	---
Inorganics																				
Alkalinity (as CaCO3)	mg/l	---	---	---	---	---	---	---	---	---	---	---	---	---	---	---	306	---	---	---
Bicarbonate (Calculated by M&A)	mg/l	---	---	---	---	---	---	---	---	---	---	---	---	---	---	---	373	---	---	---
Bicarbonate Alkalinity (as CaCO3)	mg/l	---	---	---	---	---	---	---	---	---	---	---	---	---	---	---	306	---	---	---
Bromide	mg/l	---	---	---	---	---	---	---	---	---	---	---	---	---	---	---	0.120	---	---	---
Carbonate (Calculated by M&A)	mg/l	---	---	---	---	---	---	---	---	---	---	---	---	---	---	---	--	---	---	---
Carbonate Alkalinity (as CaCO3)	mg/l	---	---	---	---	---	---	---	---	---	---	---	---	---	---	---	<1.0	---	---	---
Chloride	mg/l	---	---	---	---	---	---	---	---	---	---	---	---	---	---	---	18.2	---	---	---
Fluoride	mg/l	---	---	---	---	---	---	---	---	140	---	---	---	140	---	---	0.322	---	---	---
Hardness (as CaCO3)	mg/l	---	---	---	---	---	---	---	---	---	---	---	---	---	---	---	---	321	---	---
Silica	mg/l	---	---	---	---	---	---	---	---	---	---	---	---	---	---	38.8	---	---	---	---
Sulfate	mg/l	---	---	---	---	---	---	---	---	---	---	---	---	---	---	---	59.9	---	---	---
Lab Parameters																				
Total Dissolved Solids (Laboratory)	mg/l	---	---	---	---	---	---	---	---	---	---	---	---	---	---	---	456	---	---	---
Total Suspended Solids	mg/l	---	---	---	---	---	---	---	---	---	---	---	---	---	---	---	<5.0	---	---	---
Metals																				
Aluminum	mg/l	---	---	---	---	---	---	---	---	---	---	---	---	---	---	<0.080	---	---	---	---
Antimony	mg/l	---	---	---	---	0.088	DIS	0.03	DIS	0.747	TRC	0.64	TRC	0.747	TRC	<0.00300	---	<0.00300	---	---
Arsenic	mg/l	0.2	TRC	0.44	DIS	0.34	DIS	0.15	DIS	0.03	TRC	0.08	TRC	0.28	TRC	<0.025	---	<0.025	---	---
Barium	mg/l	---	---	---	---	---	---	---	---	98	TRC	---	---	98	TRC	0.0431	---	---	---	---
Beryllium	mg/l	---	---	---	---	---	---	---	---	1.867	TRC	0.084	TRC	1.867	TRC	---	---	<0.00200	---	---
Boron	mg/l	---	---	---	---	---	---	---	---	186.667	TRC	---	---	186.667	TRC	---	---	<0.040	---	---
Cadmium	mg/l	0.05	---	0.070778	DIS	0.024424	DIS	0.00126	DIS	0.7	TRC	0.084	TRC	0.7	TRC	<0.000024	---	<0.002000	---	---
Calcium	mg/l	---	---	---	---	---	---	---	---	---	---	---	---	---	---	---	---	81.3	---	---
Chromium	mg/l	1	---	---	---	---	---	---	---	---	---	---	---	---	---	---	---	<0.0060	---	---
Chromium, Hexavalent‡	mg/l	---	---	0.034	DIS	0.016	DIS	0.011	DIS	2.8	TRC	0.15	TRC	2.8	TRC	---	---	<0.0060	---	---
Chromium, Trivalent‡	mg/l	---	---	4.9686	TRC	1.4809	TRC	0.1926	TRC	1400	TRC	75	TRC	1400	TRC	---	---	<0.0060	---	---
Cobalt	mg/l	---	---	---	---	---	---	---	---	---	---	---	---	---	---	<0.0060	---	---	---	---
Copper	mg/l	0.5	TRC	0.0698	DIS	0.04033	DIS	0.02426	DIS	1.3	TRC	---	---	1.3	TRC	0.00165	---	<0.01000	---	---
Iron	mg/l	---	---	---	---	---	---	1	DIS	---	---	---	---	---	---	<0.060	---	---	---	---
Lead	mg/l	0.1	TRC	0.472303	DIS	0.223793	DIS	0.008721	DIS	0.015	TRC	---	---	0.015	TRC	<0.000053	---	<0.003000	---	---
Magnesium	mg/l	---	---	---	---	---	---	---	---	---	---	---	---	---	---	---	---	28.7	---	---
Manganese	mg/l	---	---	---	---	---	---	---	---	130.667	---	---	---	130.667	---	<0.0040	---	<0.0040	---	---
Mercury	mg/l	0.01	TRC	0.005	DIS	0.0024	DIS	0.00001	DIS	0.28	TRC	---	---	0.28	TRC	---	<0.00020	---	---	AZ Aquatic and Wildlife - Warm Water Chronic*
Molybdenum	mg/l	---	---	---	---	---	---	---	---	---	---	---	---	---	---	<0.0080	---	---	---	---
Nickel	mg/l	---	---	11.15382	DIS	1.25594	DIS	0.1395	DIS	28	TRC	0.511	TRC	28	TRC	0.00180	---	<0.01000	---	---
Potassium	mg/l	---	---	---	---	---	---	---	---	---	---	---	---	---	---	---	---	1.18	---	---
Selenium	mg/l	0.05	TRC	0.033	TRC	---	---	0.002	TRC	4.667	TRC	0.667	TRC	4.667	TRC	---	---	0.00067 jd	---	---
Silver	mg/l	---	---	0.023912	DIS	0.023912	DIS	---	---	4.667	TRC	8	TRC	4.667	TRC	<0.000100	---	<0.005000	---	---
Sodium	mg/l	---	---	---	---	---	---	---	---	---	---	---	---	---	---	---	---	30.9	---	---

Station Name	MC 8.4 C
Sample ID	RESE-1002110
Sample Date	12/15/2009 8:30:00 AM
Basin	Mineral Creek Watershed
Sub-basin	unknown
QC Type	Original data

Surface Water Hydrochemical Data

MONTGOMERY & ASSOCIATES

Parameters and Constituents		Standards														Results				
Name	Units	AZ Agricultural Livestock Watering		AZ Aquatic and Wildlife - Ephemeral Acute		AZ Aquatic and Wildlife - Warm Water Acute		AZ Aquatic and Wildlife - Warm Water Chronic		AZ Full Body Contact		AZ Fish Consumption		AZ Partial Body Contact		Dissolved Results	Total Results	Total Recoverable Results	Field Results	Use Exceeded
		Standard	Fraction	Standard	Fraction	Standard	Fraction	Standard	Fraction	Standard	Fraction	Standard	Fraction	Standard	Fraction					
Metals																				
Strontium	mg/l	---	---	---	---	---	---	---	---	---	---	---	---	---	---	0.319	---	---	---	---
Thallium	mg/l	---	---	---	---	0.7	DIS	0.15	DIS	0.075	TRC	0.001	TRC	0.075	TRC	<0.00100	---	<0.00100	---	AZ Fish Consumption*
Zinc	mg/l	25	TRC	2.9872	DIS	0.3148	DIS	0.3148	DIS	280	TRC	5.106	TRC	280	TRC	<0.0100	---	<0.0100	---	---
Other																				
Dissolved Organic Carbon	mg/l	---	---	---	---	---	---	---	---	---	---	---	---	---	---	7.11	---	---	---	---

The hardness value used for calculation of hardness-dependent standards is the hardness of the sample itself, not the hardness of a receiving water.
* Detection limit exceeds standard
‡ For comparison only - no analysis exists

Station Name	MC 8.4 C
Sample ID	RESE-1002123
Sample Date	2/15/2010 5:25:00 PM
Basin	Mineral Creek Watershed
Sub-basin	unknown
QC Type	Original data

Surface Water Hydrochemical Data

MONTGOMERY & ASSOCIATES

Parameters and Constituents		Standards														Results				
Name	Units	AZ Agricultural Livestock Watering		AZ Aquatic and Wildlife - Ephemeral Acute		AZ Aquatic and Wildlife - Warm Water Acute		AZ Aquatic and Wildlife - Warm Water Chronic		AZ Full Body Contact		AZ Fish Consumption		AZ Partial Body Contact		Dissolved Results	Total Results	Total Recoverable Results	Field Results	Use Exceeded
		Standard	Fraction	Standard	Fraction	Standard	Fraction	Standard	Fraction	Standard	Fraction	Standard	Fraction	Standard	Fraction					
Field Parameters																				
Dissolved oxygen	mg/l	---	---	---	---	6	---	6	---	---	---	---	---	---	---	---	---	---	10.66	---
Flow Rate	gallons/minute	---	---	---	---	---	---	---	---	---	---	---	---	---	---	---	---	---	336.00	---
pH (Field)	s.u.	6.5 - 9	---	6.5 - 9	---	6.5 - 9	---	6.5 - 9	---	6.5 - 9	---	---	---	6.5 - 9	---	---	---	---	7.68	---
Specific Conductance (Field)	uS/cm	---	---	---	---	---	---	---	---	---	---	---	---	---	---	---	---	---	577.0	---
Temperature (Field)	Deg C	---	---	---	---	---	---	---	---	---	---	---	---	---	---	---	---	---	14.30	---
Turbidity (Field)	NTUs	---	---	---	---	---	---	---	---	---	---	---	---	---	---	---	---	---	0.40	---
Inorganics																				
Alkalinity (as CaCO3)	mg/l	---	---	---	---	---	---	---	---	---	---	---	---	---	---	---	226	---	---	---
Bicarbonate (Calculated by M&A)	mg/l	---	---	---	---	---	---	---	---	---	---	---	---	---	---	---	276	---	---	---
Bicarbonate Alkalinity (as CaCO3)	mg/l	---	---	---	---	---	---	---	---	---	---	---	---	---	---	---	226	---	---	---
Bromide	mg/l	---	---	---	---	---	---	---	---	---	---	---	---	---	---	---	<0.100	---	---	---
Carbonate (Calculated by M&A)	mg/l	---	---	---	---	---	---	---	---	---	---	---	---	---	---	---	--	---	---	---
Carbonate Alkalinity (as CaCO3)	mg/l	---	---	---	---	---	---	---	---	---	---	---	---	---	---	---	<1.0	---	---	---
Chloride	mg/l	---	---	---	---	---	---	---	---	---	---	---	---	---	---	---	14.2	---	---	---
Fluoride	mg/l	---	---	---	---	---	---	---	---	140	---	---	---	140	---	---	0.382	---	---	---
Hardness (as CaCO3)	mg/l	---	---	---	---	---	---	---	---	---	---	---	---	---	---	---	---	259	---	---
Silica	mg/l	---	---	---	---	---	---	---	---	---	---	---	---	---	---	33.9	---	---	---	---
Sulfate	mg/l	---	---	---	---	---	---	---	---	---	---	---	---	---	---	---	63.3	---	---	---
Lab Parameters																				
Total Dissolved Solids (Laboratory)	mg/l	---	---	---	---	---	---	---	---	---	---	---	---	---	---	---	344	---	---	---
Total Suspended Solids	mg/l	---	---	---	---	---	---	---	---	---	---	---	---	---	---	---	<5.0	---	---	---
Metals																				
Aluminum	mg/l	---	---	---	---	---	---	---	---	---	---	---	---	---	---	<0.080	---	---	---	---
Antimony	mg/l	---	---	---	---	0.088	DIS	0.03	DIS	0.747	TRC	0.64	TRC	0.747	TRC	<0.00300	---	<0.00300	---	---
Arsenic	mg/l	0.2	TRC	0.44	DIS	0.34	DIS	0.15	DIS	0.03	TRC	0.08	TRC	0.28	TRC	<0.025	---	<0.025	---	---
Barium	mg/l	---	---	---	---	---	---	---	---	98	TRC	---	---	98	TRC	0.0295	---	---	---	---
Beryllium	mg/l	---	---	---	---	---	---	---	---	1.867	TRC	0.084	TRC	1.867	TRC	---	---	<0.00200	---	---
Boron	mg/l	---	---	---	---	---	---	---	---	186.667	TRC	---	---	186.667	TRC	---	---	<0.040	---	---
Cadmium	mg/l	0.05	---	0.057475	DIS	0.019833	DIS	0.001086	DIS	0.7	TRC	0.084	TRC	0.7	TRC	<0.000024	---	<0.002000	---	---
Calcium	mg/l	---	---	---	---	---	---	---	---	---	---	---	---	---	---	---	---	66.5	---	---
Chromium	mg/l	1	---	---	---	---	---	---	---	---	---	---	---	---	---	---	---	<0.0060	---	---
Chromium, Hexavalent‡	mg/l	---	---	0.034	DIS	0.016	DIS	0.011	DIS	2.8	TRC	0.15	TRC	2.8	TRC	---	---	<0.0060	---	---
Chromium, Trivalent‡	mg/l	---	---	4.1677	TRC	1.2422	TRC	0.1616	TRC	1400	TRC	75	TRC	1400	TRC	---	---	<0.0060	---	---
Cobalt	mg/l	---	---	---	---	---	---	---	---	---	---	---	---	---	---	<0.0060	---	---	---	---
Copper	mg/l	0.5	TRC	0.05702	DIS	0.03294	DIS	0.0202	DIS	1.3	TRC	---	---	1.3	TRC	0.00269	---	<0.01000	---	---
Iron	mg/l	---	---	---	---	---	---	1	DIS	---	---	---	---	---	---	<0.060	---	---	---	---
Lead	mg/l	0.1	TRC	0.377489	DIS	0.178867	DIS	0.00697	DIS	0.015	TRC	---	---	0.015	TRC	0.000058 j	---	<0.003000	---	---
Magnesium	mg/l	---	---	---	---	---	---	---	---	---	---	---	---	---	---	---	---	22.5	---	---
Manganese	mg/l	---	---	---	---	---	---	---	---	130.667	---	---	---	130.667	---	<0.0040	---	<0.0040	---	---
Mercury	mg/l	0.01	TRC	0.005	DIS	0.0024	DIS	0.00001	DIS	0.28	TRC	---	---	0.28	TRC	---	<0.00020	---	---	AZ Aquatic and Wildlife - Warm Water Chronic*
Molybdenum	mg/l	---	---	---	---	---	---	---	---	---	---	---	---	---	---	<0.0080	---	---	---	---
Nickel	mg/l	---	---	9.30191	DIS	1.04741	DIS	0.11633	DIS	28	TRC	0.511	TRC	28	TRC	0.00122	---	<0.01000	---	---
Potassium	mg/l	---	---	---	---	---	---	---	---	---	---	---	---	---	---	---	---	1.11	---	---
Selenium	mg/l	0.05	TRC	0.033	TRC	---	---	0.002	TRC	4.667	TRC	0.667	TRC	4.667	TRC	---	---	0.00111 jd	---	---
Silver	mg/l	---	---	0.016531	DIS	0.016531	DIS	---	---	4.667	TRC	8	TRC	4.667	TRC	<0.000100	---	<0.005000	---	---

Station Name	MC 8.4 C
Sample ID	RESE-1002123
Sample Date	2/15/2010 5:25:00 PM
Basin	Mineral Creek Watershed
Sub-basin	unknown
QC Type	Original data

Surface Water Hydrochemical Data

MONTGOMERY & ASSOCIATES

Parameters and Constituents		Standards														Results				
Name	Units	AZ Agricultural Livestock Watering		AZ Aquatic and Wildlife - Ephemeral Acute		AZ Aquatic and Wildlife - Warm Water Acute		AZ Aquatic and Wildlife - Warm Water Chronic		AZ Full Body Contact		AZ Fish Consumption		AZ Partial Body Contact		Dissolved Results	Total Results	Total Recoverable Results	Field Results	Use Exceeded
		Standard	Fraction	Standard	Fraction	Standard	Fraction	Standard	Fraction	Standard	Fraction	Standard	Fraction	Standard	Fraction					
Metals																				
Sodium	mg/l	---	---	---	---	---	---	---	---	---	---	---	---	---	---	---	---	27.0	---	---
Strontium	mg/l	---	---	---	---	---	---	---	---	---	---	---	---	---	---	0.234	---	---	---	---
Thallium	mg/l	---	---	---	---	0.7	DIS	0.15	DIS	0.075	TRC	0.001	TRC	0.075	TRC	<0.00100	---	<0.00100	---	AZ Fish Consumption*
Zinc	mg/l	25	TRC	2.4905	DIS	0.2624	DIS	0.2624	DIS	280	TRC	5.106	TRC	280	TRC	<0.0100	---	<0.0100	---	---
Other																				
Dissolved Organic Carbon	mg/l	---	---	---	---	---	---	---	---	---	---	---	---	---	---	3.13	---	---	---	---

The hardness value used for calculation of hardness-dependent standards is the hardness of the sample itself, not the hardness of a receiving water.
* Detection limit exceeds standard
‡ For comparison only - no analysis exists

Station Name	MC 8.4 C
Sample ID	RESE-1002134
Sample Date	3/18/2010 5:00:00 PM
Basin	Mineral Creek Watershed
Sub-basin	unknown
QC Type	Original data

Surface Water Hydrochemical Data

MONTGOMERY & ASSOCIATES

Parameters and Constituents		Standards														Results				
Name	Units	AZ Agricultural Livestock Watering		AZ Aquatic and Wildlife - Ephemeral Acute		AZ Aquatic and Wildlife - Warm Water Acute		AZ Aquatic and Wildlife - Warm Water Chronic		AZ Full Body Contact		AZ Fish Consumption		AZ Partial Body Contact		Dissolved Results	Total Results	Total Recoverable Results	Field Results	Use Exceeded
		Standard	Fraction	Standard	Fraction	Standard	Fraction	Standard	Fraction	Standard	Fraction	Standard	Fraction	Standard	Fraction					
Field Parameters																				
Dissolved oxygen	mg/l	---	---	---	---	6	---	6	---	---	---	---	---	---	---	---	---	---	5.91	AZ Aquatic and Wildlife - Warm Water Acute† AZ Aquatic and Wildlife - Warm Water Chronic†
Flow Rate	gallons/minute	---	---	---	---	---	---	---	---	---	---	---	---	---	---	---	---	---	4.39	---
pH (Field)	s.u.	6.5 - 9	---	6.5 - 9	---	6.5 - 9	---	6.5 - 9	---	6.5 - 9	---	---	---	6.5 - 9	---	---	---	---	7.83	---
Specific Conductance (Field)	uS/cm	---	---	---	---	---	---	---	---	---	---	---	---	---	---	---	---	---	385.8	---
Temperature (Field)	Deg C	---	---	---	---	---	---	---	---	---	---	---	---	---	---	---	---	---	16.40	---
Turbidity (Field)	NTUs	---	---	---	---	---	---	---	---	---	---	---	---	---	---	---	---	---	2.31	---
Metals																				
Strontium (by isotope dilution)	ppm	---	---	---	---	---	---	---	---	---	---	---	---	---	---	---	0.2310	---	---	---
Uranium	mg/l	---	---	---	---	---	---	---	---	2.8	---	---	---	2.8	---	---	0.0019	---	---	---
Radiogenic Isotopes																				
Carbon 14	pmC	---	---	---	---	---	---	---	---	---	---	---	---	---	---	---	101.13	---	---	---
Strontium 87/86	none	---	---	---	---	---	---	---	---	---	---	---	---	---	---	---	0.718324	---	---	---
Tritium	TU	---	---	---	---	---	---	---	---	---	---	---	---	---	---	---	2.97	---	---	---
Radiologicals																				
Gross Alpha	pCi/l	---	---	---	---	---	---	---	---	---	---	---	---	---	---	---	<1.7	---	---	---
Gross Beta	pCi/l	---	---	---	---	---	---	---	---	---	---	---	---	---	---	---	<1.6	---	---	---
Uranium Activity (Calc 200.8)	pCi/l	---	---	---	---	---	---	---	---	---	---	---	---	---	---	---	1.3	---	---	---
Uranium Activity (Calc 907.0)	pCi/l	---	---	---	---	---	---	---	---	---	---	---	---	---	---	---	1.7	---	---	---
Radionuclides																				
Radium 226	pCi/l	---	---	---	---	---	---	---	---	---	---	---	---	---	---	---	<0.21	---	---	---
Radium 226 + Radium 228	pCi/l	---	---	---	---	---	---	---	---	---	---	---	---	---	---	---	--	---	---	---
Radium 228	pCi/l	---	---	---	---	---	---	---	---	---	---	---	---	---	---	---	<1.10	---	---	---
U-234/U-238	none	---	---	---	---	---	---	---	---	---	---	---	---	---	---	---	1.3	---	---	---
Uranium 234	pCi/l	---	---	---	---	---	---	---	---	---	---	---	---	---	---	---	0.9	---	---	---
Uranium 235	pCi/l	---	---	---	---	---	---	---	---	---	---	---	---	---	---	---	<0.10	---	---	---
Uranium 238	pCi/l	---	---	---	---	---	---	---	---	---	---	---	---	---	---	---	0.7	---	---	---
Stable Isotopes																				
Delta Carbon-13 of DIC	per mil	---	---	---	---	---	---	---	---	---	---	---	---	---	---	---	-14.4	---	---	---
Delta Deuterium	per mil	---	---	---	---	---	---	---	---	---	---	---	---	---	---	---	-56.9	---	---	---
Delta Oxygen-18	per mil	---	---	---	---	---	---	---	---	---	---	---	---	---	---	---	-8.27	---	---	---
Delta Oxygen-18 of Sulfate	per mil	---	---	---	---	---	---	---	---	---	---	---	---	---	---	---	2.09	---	---	---
Delta Sulfur-34	per mil	---	---	---	---	---	---	---	---	---	---	---	---	---	---	---	-4.3	---	---	---

The hardness value used for calculation of hardness-dependent standards is the hardness of the sample itself, not the hardness of a receiving water.

† Exceedance is considered less than regulatory limit

Station Name	MC 8.4 C
Sample ID	RESE-1002148
Sample Date	11/4/2010 9:00:00 AM
Basin	Mineral Creek Watershed
Sub-basin	unknown
QC Type	Original data

Surface Water Hydrochemical Data

MONTGOMERY & ASSOCIATES

Parameters and Constituents		Standards														Results				
Name	Units	AZ Agricultural Livestock Watering		AZ Aquatic and Wildlife - Ephemeral Acute		AZ Aquatic and Wildlife - Warm Water Acute		AZ Aquatic and Wildlife - Warm Water Chronic		AZ Full Body Contact		AZ Fish Consumption		AZ Partial Body Contact		Dissolved Results	Total Results	Total Recoverable Results	Field Results	Use Exceeded
		Standard	Fraction	Standard	Fraction	Standard	Fraction	Standard	Fraction	Standard	Fraction	Standard	Fraction	Standard	Fraction					
Field Parameters																				
Dissolved oxygen	mg/l	---	---	---	---	6	---	6	---	---	---	---	---	---	---	---	---	---	2.35	AZ Aquatic and Wildlife - Warm Water Acute† AZ Aquatic and Wildlife - Warm Water Chronic†
Flow Rate	gallons/minute	---	---	---	---	---	---	---	---	---	---	---	---	---	---	---	---	---	30.80	---
pH (Field)	s.u.	6.5 - 9	---	6.5 - 9	---	6.5 - 9	---	6.5 - 9	---	6.5 - 9	---	---	---	6.5 - 9	---	---	---	---	6.88	---
Specific Conductance (Field)	uS/cm	---	---	---	---	---	---	---	---	---	---	---	---	---	---	---	---	---	752.2	---
Temperature (Field)	Deg C	---	---	---	---	---	---	---	---	---	---	---	---	---	---	---	---	---	18.70	---
Turbidity (Field)	NTUs	---	---	---	---	---	---	---	---	---	---	---	---	---	---	---	---	---	0.31	---
Inorganics																				
Alkalinity (as CaCO3)	mg/l	---	---	---	---	---	---	---	---	---	---	---	---	---	---	---	337	---	---	---
Bicarbonate (Calculated by M&A)	mg/l	---	---	---	---	---	---	---	---	---	---	---	---	---	---	---	411	---	---	---
Bicarbonate Alkalinity (as CaCO3)	mg/l	---	---	---	---	---	---	---	---	---	---	---	---	---	---	---	337	---	---	---
Bromide	mg/l	---	---	---	---	---	---	---	---	---	---	---	---	---	---	---	0.173	---	---	---
Carbonate (Calculated by M&A)	mg/l	---	---	---	---	---	---	---	---	---	---	---	---	---	---	---	--	---	---	---
Carbonate Alkalinity (as CaCO3)	mg/l	---	---	---	---	---	---	---	---	---	---	---	---	---	---	---	<1.0	---	---	---
Chloride	mg/l	---	---	---	---	---	---	---	---	---	---	---	---	---	---	---	17.3	---	---	---
Fluoride	mg/l	---	---	---	---	---	---	---	---	140	---	---	---	140	---	---	0.413	---	---	---
Hardness (as CaCO3)	mg/l	---	---	---	---	---	---	---	---	---	---	---	---	---	---	---	---	355	---	---
Silica	mg/l	---	---	---	---	---	---	---	---	---	---	---	---	---	---	42.3	---	---	---	---
Sulfate	mg/l	---	---	---	---	---	---	---	---	---	---	---	---	---	---	---	57.8	---	---	---
Lab Parameters																				
Total Dissolved Solids (Laboratory)	mg/l	---	---	---	---	---	---	---	---	---	---	---	---	---	---	---	442	---	---	---
Total Suspended Solids	mg/l	---	---	---	---	---	---	---	---	---	---	---	---	---	---	---	5.0	---	---	---
Metals																				
Aluminum	mg/l	---	---	---	---	---	---	---	---	---	---	---	---	---	---	<0.080	---	---	---	---
Antimony	mg/l	---	---	---	---	0.088	DIS	0.03	DIS	0.747	TRC	0.64	TRC	0.747	TRC	<0.00300	---	<0.00300	---	---
Arsenic	mg/l	0.2	TRC	0.44	DIS	0.34	DIS	0.15	DIS	0.03	TRC	0.08	TRC	0.28	TRC	<0.025	---	<0.025	---	---
Barium	mg/l	---	---	---	---	---	---	---	---	98	TRC	---	---	98	TRC	0.0468	---	---	---	---
Beryllium	mg/l	---	---	---	---	---	---	---	---	1.867	TRC	0.084	TRC	1.867	TRC	---	---	<0.00200	---	---
Boron	mg/l	---	---	---	---	---	---	---	---	186.667	TRC	---	---	186.667	TRC	---	---	<0.040	---	---
Cadmium	mg/l	0.05	---	0.078037	DIS	0.026928	DIS	0.001351	DIS	0.7	TRC	0.084	TRC	0.7	TRC	<0.000024	---	<0.002000	---	---
Calcium	mg/l	---	---	---	---	---	---	---	---	---	---	---	---	---	---	---	---	91.6	---	---
Chromium	mg/l	1	---	---	---	---	---	---	---	---	---	---	---	---	---	---	---	<0.0060	---	---
Chromium, Hexavalent‡	mg/l	---	---	0.034	DIS	0.016	DIS	0.011	DIS	2.8	TRC	0.15	TRC	2.8	TRC	---	---	<0.0060	---	---
Chromium, Trivalent‡	mg/l	---	---	5.3957	TRC	1.6082	TRC	0.2092	TRC	1400	TRC	75	TRC	1400	TRC	---	---	<0.0060	---	---
Cobalt	mg/l	---	---	---	---	---	---	---	---	---	---	---	---	---	---	<0.0060	---	---	---	---
Copper	mg/l	0.5	TRC	0.07674	DIS	0.04434	DIS	0.02644	DIS	1.3	TRC	---	---	1.3	TRC	0.00136	---	<0.01000	---	---
Iron	mg/l	---	---	---	---	---	---	1	DIS	---	---	---	---	---	---	<0.060	---	---	---	---
Lead	mg/l	0.1	TRC	0.524202	DIS	0.248384	DIS	0.009679	DIS	0.015	TRC	---	---	0.015	TRC	0.000030 j	---	<0.003000	---	---
Magnesium	mg/l	---	---	---	---	---	---	---	---	---	---	---	---	---	---	---	---	30.8	---	---
Manganese	mg/l	---	---	---	---	---	---	---	---	130.667	---	---	---	130.667	---	<0.0040	---	0.0161	---	---
Mercury	mg/l	0.01	TRC	0.005	DIS	0.0024	DIS	0.00001	DIS	0.28	TRC	---	---	0.28	TRC	---	<0.00020	---	---	AZ Aquatic and Wildlife - Warm Water Chronic*
Molybdenum	mg/l	---	---	---	---	---	---	---	---	---	---	---	---	---	---	<0.0080	---	---	---	---
Nickel	mg/l	---	---	12.14545	DIS	1.3676	DIS	0.1519	DIS	28	TRC	0.511	TRC	28	TRC	0.00386	---	<0.01000	---	---
Potassium	mg/l	---	---	---	---	---	---	---	---	---	---	---	---	---	---	---	---	1.40	---	---
Selenium	mg/l	0.05	TRC	0.033	TRC	---	---	0.002	TRC	4.667	TRC	0.667	TRC	4.667	TRC	---	---	0.00079 jd	---	---
Silver	mg/l	---	---	0.028432	DIS	0.028432	DIS	---	---	4.667	TRC	8	TRC	4.667	TRC	<0.000100	---	<0.005000	---	---

Station Name	MC 8.4 C
Sample ID	RESE-1002148
Sample Date	11/4/2010 9:00:00 AM
Basin	Mineral Creek Watershed
Sub-basin	unknown
QC Type	Original data

Surface Water Hydrochemical Data

MONTGOMERY & ASSOCIATES

Parameters and Constituents		Standards														Results				
Name	Units	AZ Agricultural Livestock Watering		AZ Aquatic and Wildlife - Ephemeral Acute		AZ Aquatic and Wildlife - Warm Water Acute		AZ Aquatic and Wildlife - Warm Water Chronic		AZ Full Body Contact		AZ Fish Consumption		AZ Partial Body Contact		Dissolved Results	Total Results	Total Recoverable Results	Field Results	Use Exceeded
		Standard	Fraction	Standard	Fraction	Standard	Fraction	Standard	Fraction	Standard	Fraction	Standard	Fraction	Standard	Fraction					
Metals																				
Sodium	mg/l	---	---	---	---	---	---	---	---	---	---	---	---	---	---	---	---	32.7	---	---
Strontium	mg/l	---	---	---	---	---	---	---	---	---	---	---	---	---	---	0.315	---	---	---	---
Thallium	mg/l	---	---	---	---	0.7	DIS	0.15	DIS	0.075	TRC	0.001	TRC	0.075	TRC	<0.00100	---	<0.00100	---	AZ Fish Consumption*
Zinc	mg/l	25	TRC	3.2532	DIS	0.3428	DIS	0.3428	DIS	280	TRC	5.106	TRC	280	TRC	<0.0100	---	<0.0100	---	---
Other																				
Dissolved Organic Carbon	mg/l	---	---	---	---	---	---	---	---	---	---	---	---	---	---	2.25	---	---	---	---

The hardness value used for calculation of hardness-dependent standards is the hardness of the sample itself, not the hardness of a receiving water.
* Detection limit exceeds standard
† Exceedance is considered less than regulatory limit
‡ For comparison only - no analysis exists

Station Name	MC 8.4 C
Sample ID	RESE-1002166
Sample Date	2/24/2011 9:00:00 AM
Basin	Mineral Creek Watershed
Sub-basin	unknown
QC Type	Original data

Surface Water Hydrochemical Data

MONTGOMERY & ASSOCIATES

Parameters and Constituents		Standards														Results				
Name	Units	AZ Agricultural Livestock Watering		AZ Aquatic and Wildlife - Ephemeral Acute		AZ Aquatic and Wildlife - Warm Water Acute		AZ Aquatic and Wildlife - Warm Water Chronic		AZ Full Body Contact		AZ Fish Consumption		AZ Partial Body Contact		Dissolved Results	Total Results	Total Recoverable Results	Field Results	Use Exceeded
		Standard	Fraction	Standard	Fraction	Standard	Fraction	Standard	Fraction	Standard	Fraction	Standard	Fraction	Standard	Fraction					
Field Parameters																				
Dissolved oxygen	mg/l	---	---	---	---	6	---	6	---	---	---	---	---	---	---	---	---	---	5.68	AZ Aquatic and Wildlife - Warm Water Acute† AZ Aquatic and Wildlife - Warm Water Chronic†
Flow Rate	gallons/minute	---	---	---	---	---	---	---	---	---	---	---	---	---	---	---	---	---	20.30	---
pH (Field)	s.u.	6.5 - 9	---	6.5 - 9	---	6.5 - 9	---	6.5 - 9	---	6.5 - 9	---	---	---	6.5 - 9	---	---	---	---	7.21	---
Specific Conductance (Field)	uS/cm	---	---	---	---	---	---	---	---	---	---	---	---	---	---	---	---	---	622.3	---
Temperature (Field)	Deg C	---	---	---	---	---	---	---	---	---	---	---	---	---	---	---	---	---	15.10	---
Turbidity (Field)	NTUs	---	---	---	---	---	---	---	---	---	---	---	---	---	---	---	---	---	0.62	---
Inorganics																				
Alkalinity (as CaCO3)	mg/l	---	---	---	---	---	---	---	---	---	---	---	---	---	---	---	315	---	---	---
Bicarbonate (Calculated by M&A)	mg/l	---	---	---	---	---	---	---	---	---	---	---	---	---	---	---	384	---	---	---
Bicarbonate Alkalinity (as CaCO3)	mg/l	---	---	---	---	---	---	---	---	---	---	---	---	---	---	---	315	---	---	---
Bromide	mg/l	---	---	---	---	---	---	---	---	---	---	---	---	---	---	---	0.220	---	---	---
Carbonate (Calculated by M&A)	mg/l	---	---	---	---	---	---	---	---	---	---	---	---	---	---	---	--	---	---	---
Carbonate Alkalinity (as CaCO3)	mg/l	---	---	---	---	---	---	---	---	---	---	---	---	---	---	---	<1.0	---	---	---
Chloride	mg/l	---	---	---	---	---	---	---	---	---	---	---	---	---	---	---	14.7	---	---	---
Fluoride	mg/l	---	---	---	---	---	---	---	---	140	---	---	---	140	---	---	0.300	---	---	---
Hardness (as CaCO3)	mg/l	---	---	---	---	---	---	---	---	---	---	---	---	---	---	---	---	299	---	---
Silica	mg/l	---	---	---	---	---	---	---	---	---	---	---	---	---	---	37.9	---	---	---	---
Sulfate	mg/l	---	---	---	---	---	---	---	---	---	---	---	---	---	---	---	43.3	---	---	---
Lab Parameters																				
Total Dissolved Solids (Laboratory)	mg/l	---	---	---	---	---	---	---	---	---	---	---	---	---	---	---	410	---	---	---
Total Suspended Solids	mg/l	---	---	---	---	---	---	---	---	---	---	---	---	---	---	---	<5.0	---	---	---
Metals																				
Aluminum	mg/l	---	---	---	---	---	---	---	---	---	---	---	---	---	---	<0.080	---	---	---	---
Antimony	mg/l	---	---	---	---	0.088	DIS	0.03	DIS	0.747	TRC	0.64	TRC	0.747	TRC	<0.00300	---	<0.00300	---	---
Arsenic	mg/l	0.2	TRC	0.44	DIS	0.34	DIS	0.15	DIS	0.03	TRC	0.08	TRC	0.28	TRC	<0.025	---	<0.025	---	---
Barium	mg/l	---	---	---	---	---	---	---	---	98	TRC	---	---	98	TRC	---	---	0.0409	---	---
Beryllium	mg/l	---	---	---	---	---	---	---	---	1.867	TRC	0.084	TRC	1.867	TRC	---	---	<0.00200	---	---
Boron	mg/l	---	---	---	---	---	---	---	---	186.667	TRC	---	---	186.667	TRC	---	---	<0.040	---	---
Cadmium	mg/l	0.05	---	0.066068	DIS	0.022798	DIS	0.0012	DIS	0.7	TRC	0.084	TRC	0.7	TRC	<0.000036	---	<0.002000	---	---
Calcium	mg/l	---	---	---	---	---	---	---	---	---	---	---	---	---	---	---	---	76.1	---	---
Chromium	mg/l	1	---	---	---	---	---	---	---	---	---	---	---	---	---	---	---	<0.0060	---	---
Chromium, Hexavalent‡	mg/l	---	---	0.034	DIS	0.016	DIS	0.011	DIS	2.8	TRC	0.15	TRC	2.8	TRC	---	---	<0.0060	---	---
Chromium, Trivalent‡	mg/l	---	---	4.6879	TRC	1.3972	TRC	0.1818	TRC	1400	TRC	75	TRC	1400	TRC	---	---	<0.0060	---	---
Cobalt	mg/l	---	---	---	---	---	---	---	---	---	---	---	---	---	---	<0.0060	---	---	---	---
Copper	mg/l	0.5	TRC	0.06528	DIS	0.03772	DIS	0.02283	DIS	1.3	TRC	---	---	1.3	TRC	0.00103	---	<0.01000	---	---
Iron	mg/l	---	---	---	---	---	---	1	DIS	---	---	---	---	---	---	<0.060	---	---	---	---
Lead	mg/l	0.1	TRC	0.438676	DIS	0.207859	DIS	0.0081	DIS	0.015	TRC	---	---	0.015	TRC	0.000023 j	---	<0.003000	---	---
Magnesium	mg/l	---	---	---	---	---	---	---	---	---	---	---	---	---	---	---	---	26.4	---	---
Manganese	mg/l	---	---	---	---	---	---	---	---	130.667	---	---	---	130.667	---	<0.0040	---	0.0112	---	---
Mercury	mg/l	0.01	TRC	0.005	DIS	0.0024	DIS	0.00001	DIS	0.28	TRC	---	---	0.28	TRC	---	<0.00020	---	---	AZ Aquatic and Wildlife - Warm Water Chronic*
Molybdenum	mg/l	---	---	---	---	---	---	---	---	---	---	---	---	---	---	<0.0080	---	---	---	---
Nickel	mg/l	---	---	10.5036	DIS	1.18272	DIS	0.13136	DIS	28	TRC	0.511	TRC	28	TRC	0.00231	---	<0.01000	---	---
Potassium	mg/l	---	---	---	---	---	---	---	---	---	---	---	---	---	---	---	---	1.29	---	---
Selenium	mg/l	0.05	TRC	0.033	TRC	---	---	0.002	TRC	4.667	TRC	0.667	TRC	4.667	TRC	---	---	0.00059 jd	---	---
Silver	mg/l	---	---	0.021163	DIS	0.021163	DIS	---	---	4.667	TRC	8	TRC	4.667	TRC	<0.000100	---	<0.005000	---	---

Station Name	MC 8.4 C
Sample ID	RESE-1002166
Sample Date	2/24/2011 9:00:00 AM
Basin	Mineral Creek Watershed
Sub-basin	unknown
QC Type	Original data

Surface Water Hydrochemical Data

MONTGOMERY & ASSOCIATES

Parameters and Constituents		Standards														Results				
Name	Units	AZ Agricultural Livestock Watering		AZ Aquatic and Wildlife - Ephemeral Acute		AZ Aquatic and Wildlife - Warm Water Acute		AZ Aquatic and Wildlife - Warm Water Chronic		AZ Full Body Contact		AZ Fish Consumption		AZ Partial Body Contact		Dissolved Results	Total Results	Total Recoverable Results	Field Results	Use Exceeded
		Standard	Fraction	Standard	Fraction	Standard	Fraction	Standard	Fraction	Standard	Fraction	Standard	Fraction	Standard	Fraction					
Metals																				
Sodium	mg/l	---	---	---	---	---	---	---	---	---	---	---	---	---	---	---	---	30.1	---	---
Thallium	mg/l	---	---	---	---	0.7	DIS	0.15	DIS	0.075	TRC	0.001	TRC	0.075	TRC	<0.00100	---	<0.00100	---	AZ Fish Consumption*
Zinc	mg/l	25	TRC	2.8128	DIS	0.2964	DIS	0.2964	DIS	280	TRC	5.106	TRC	280	TRC	<0.0100	---	<0.0100	---	---

The hardness value used for calculation of hardness-dependent standards is the hardness of the sample itself, not the hardness of a receiving water.
* Detection limit exceeds standard
† Exceedance is considered less than regulatory limit
‡ For comparison only - no analysis exists

Station Name	MC 8.4 C
Sample ID	RESE-1002162
Sample Date	2/24/2011 9:30:00 AM
Basin	Mineral Creek Watershed
Sub-basin	unknown
QC Type	Field duplicates

Surface Water Hydrochemical Data

MONTGOMERY & ASSOCIATES

Parameters and Constituents		Standards														Results				
Name	Units	AZ Agricultural Livestock Watering		AZ Aquatic and Wildlife - Ephemeral Acute		AZ Aquatic and Wildlife - Warm Water Acute		AZ Aquatic and Wildlife - Warm Water Chronic		AZ Full Body Contact		AZ Fish Consumption		AZ Partial Body Contact		Dissolved Results	Total Results	Total Recoverable Results	Field Results	Use Exceeded
		Standard	Fraction	Standard	Fraction	Standard	Fraction	Standard	Fraction	Standard	Fraction	Standard	Fraction	Standard	Fraction					
Field Parameters																				
Dissolved oxygen	mg/l	---	---	---	---	6	---	6	---	---	---	---	---	---	---	---	---	---	5.68	AZ Aquatic and Wildlife - Warm Water Acute† AZ Aquatic and Wildlife - Warm Water Chronic†
Flow Rate	gallons/minute	---	---	---	---	---	---	---	---	---	---	---	---	---	---	---	---	---	20.30	---
pH (Field)	s.u.	6.5 - 9	---	6.5 - 9	---	6.5 - 9	---	6.5 - 9	---	6.5 - 9	---	---	---	6.5 - 9	---	---	---	---	7.21	---
Specific Conductance (Field)	uS/cm	---	---	---	---	---	---	---	---	---	---	---	---	---	---	---	---	---	622.3	---
Temperature (Field)	Deg C	---	---	---	---	---	---	---	---	---	---	---	---	---	---	---	---	---	15.10	---
Turbidity (Field)	NTUs	---	---	---	---	---	---	---	---	---	---	---	---	---	---	---	---	---	0.62	---
Inorganics																				
Alkalinity (as CaCO3)	mg/l	---	---	---	---	---	---	---	---	---	---	---	---	---	---	---	309	---	---	---
Bicarbonate (Calculated by M&A)	mg/l	---	---	---	---	---	---	---	---	---	---	---	---	---	---	---	377	---	---	---
Bicarbonate Alkalinity (as CaCO3)	mg/l	---	---	---	---	---	---	---	---	---	---	---	---	---	---	---	309	---	---	---
Bromide	mg/l	---	---	---	---	---	---	---	---	---	---	---	---	---	---	---	0.140	---	---	---
Carbonate (Calculated by M&A)	mg/l	---	---	---	---	---	---	---	---	---	---	---	---	---	---	---	--	---	---	---
Carbonate Alkalinity (as CaCO3)	mg/l	---	---	---	---	---	---	---	---	---	---	---	---	---	---	---	<1.0	---	---	---
Chloride	mg/l	---	---	---	---	---	---	---	---	---	---	---	---	---	---	---	14.9	---	---	---
Fluoride	mg/l	---	---	---	---	---	---	---	---	140	---	---	---	140	---	---	0.290	---	---	---
Hardness (as CaCO3)	mg/l	---	---	---	---	---	---	---	---	---	---	---	---	---	---	---	---	307	---	---
Silica	mg/l	---	---	---	---	---	---	---	---	---	---	---	---	---	---	38.5	---	---	---	---
Sulfate	mg/l	---	---	---	---	---	---	---	---	---	---	---	---	---	---	---	43.3	---	---	---
Lab Parameters																				
Total Dissolved Solids (Laboratory)	mg/l	---	---	---	---	---	---	---	---	---	---	---	---	---	---	---	420	---	---	---
Total Suspended Solids	mg/l	---	---	---	---	---	---	---	---	---	---	---	---	---	---	---	9.0	---	---	---
Metals																				
Aluminum	mg/l	---	---	---	---	---	---	---	---	---	---	---	---	---	---	<0.080	---	---	---	---
Antimony	mg/l	---	---	---	---	0.088	DIS	0.03	DIS	0.747	TRC	0.64	TRC	0.747	TRC	<0.00300	---	<0.00300	---	---
Arsenic	mg/l	0.2	TRC	0.44	DIS	0.34	DIS	0.15	DIS	0.03	TRC	0.08	TRC	0.28	TRC	<0.025	---	<0.025	---	---
Barium	mg/l	---	---	---	---	---	---	---	---	98	TRC	---	---	98	TRC	---	---	0.0404	---	---
Beryllium	mg/l	---	---	---	---	---	---	---	---	1.867	TRC	0.084	TRC	1.867	TRC	---	---	<0.00200	---	---
Boron	mg/l	---	---	---	---	---	---	---	---	186.667	TRC	---	---	186.667	TRC	---	---	<0.040	---	---
Cadmium	mg/l	0.05	---	0.067782	DIS	0.02339	DIS	0.001222	DIS	0.7	TRC	0.084	TRC	0.7	TRC	<0.000036	---	<0.002000	---	---
Calcium	mg/l	---	---	---	---	---	---	---	---	---	---	---	---	---	---	---	---	78.4	---	---
Chromium	mg/l	1	---	---	---	---	---	---	---	---	---	---	---	---	---	---	---	<0.0060	---	---
Chromium, Hexavalent‡	mg/l	---	---	0.034	DIS	0.016	DIS	0.011	DIS	2.8	TRC	0.15	TRC	2.8	TRC	---	---	<0.0060	---	---
Chromium, Trivalent‡	mg/l	---	---	4.7904	TRC	1.4278	TRC	0.1857	TRC	1400	TRC	75	TRC	1400	TRC	---	---	<0.0060	---	---
Cobalt	mg/l	---	---	---	---	---	---	---	---	---	---	---	---	---	---	<0.0060	---	---	---	---
Copper	mg/l	0.5	TRC	0.06693	DIS	0.03867	DIS	0.02335	DIS	1.3	TRC	---	---	1.3	TRC	0.00106	---	<0.01000	---	---
Iron	mg/l	---	---	---	---	---	---	1	DIS	---	---	---	---	---	---	<0.060	---	---	---	---
Lead	mg/l	0.1	TRC	0.450907	DIS	0.213655	DIS	0.008326	DIS	0.015	TRC	---	---	0.015	TRC	<0.000019	---	<0.003000	---	---
Magnesium	mg/l	---	---	---	---	---	---	---	---	---	---	---	---	---	---	---	---	27.1	---	---
Manganese	mg/l	---	---	---	---	---	---	---	---	130.667	---	---	---	130.667	---	<0.0040	---	0.0043	---	---
Mercury	mg/l	0.01	TRC	0.005	DIS	0.0024	DIS	0.00001	DIS	0.28	TRC	---	---	0.28	TRC	---	<0.00020	---	---	AZ Aquatic and Wildlife - Warm Water Chronic*
Molybdenum	mg/l	---	---	---	---	---	---	---	---	---	---	---	---	---	---	<0.0080	---	---	---	---
Nickel	mg/l	---	---	10.74087	DIS	1.20944	DIS	0.13433	DIS	28	TRC	0.511	TRC	28	TRC	0.00251	---	<0.01000	---	---
Potassium	mg/l	---	---	---	---	---	---	---	---	---	---	---	---	---	---	---	---	1.20	---	---
Selenium	mg/l	0.05	TRC	0.033	TRC	---	---	0.002	TRC	4.667	TRC	0.667	TRC	4.667	TRC	---	---	0.00052 jd	---	---
Silver	mg/l	---	---	0.022146	DIS	0.022146	DIS	---	---	4.667	TRC	8	TRC	4.667	TRC	<0.000100	---	<0.005000	---	---

Surface Water Hydrochemical Data

Station Name	MC 8.4 C
Sample ID	RESE-1002162
Sample Date	2/24/2011 9:30:00 AM
Basin	Mineral Creek Watershed
Sub-basin	unknown
QC Type	Field duplicates

Parameters and Constituents		Standards														Results				
Name	Units	AZ Agricultural Livestock Watering		AZ Aquatic and Wildlife - Ephemeral Acute		AZ Aquatic and Wildlife - Warm Water Acute		AZ Aquatic and Wildlife - Warm Water Chronic		AZ Full Body Contact		AZ Fish Consumption		AZ Partial Body Contact		Dissolved Results	Total Results	Total Recoverable Results	Field Results	Use Exceeded
		Standard	Fraction	Standard	Fraction	Standard	Fraction	Standard	Fraction	Standard	Fraction	Standard	Fraction	Standard	Fraction					
Metals																				
Sodium	mg/l	---	---	---	---	---	---	---	---	---	---	---	---	---	---	---	---	30.5	---	---
Thallium	mg/l	---	---	---	---	0.7	DIS	0.15	DIS	0.075	TRC	0.001	TRC	0.075	TRC	<0.00100	---	<0.00100	---	AZ Fish Consumption*
Zinc	mg/l	25	TRC	2.8765	DIS	0.3031	DIS	0.3031	DIS	280	TRC	5.106	TRC	280	TRC	<0.0100	---	<0.0100	---	---

The hardness value used for calculation of hardness-dependent standards is the hardness of the sample itself, not the hardness of a receiving water.
* Detection limit exceeds standard
† Exceedance is considered less than regulatory limit
‡ For comparison only - no analysis exists

Station Name	MC 8.4 C
Sample ID	RESE-1002169
Sample Date	5/31/2011 9:00:00 AM
Basin	Mineral Creek Watershed
Sub-basin	unknown
QC Type	Original data

Surface Water Hydrochemical Data

MONTGOMERY & ASSOCIATES

Parameters and Constituents		Standards														Results				
Name	Units	AZ Agricultural Livestock Watering		AZ Aquatic and Wildlife - Ephemeral Acute		AZ Aquatic and Wildlife - Warm Water Acute		AZ Aquatic and Wildlife - Warm Water Chronic		AZ Full Body Contact		AZ Fish Consumption		AZ Partial Body Contact		Dissolved Results	Total Results	Total Recoverable Results	Field Results	Use Exceeded
		Standard	Fraction	Standard	Fraction	Standard	Fraction	Standard	Fraction	Standard	Fraction	Standard	Fraction	Standard	Fraction					
Field Parameters																				
Dissolved oxygen	mg/l	---	---	---	---	6	---	6	---	---	---	---	---	---	---	---	---	---	4.92	AZ Aquatic and Wildlife - Warm Water Acute† AZ Aquatic and Wildlife - Warm Water Chronic†
Flow Rate	gallons/minute	---	---	---	---	---	---	---	---	---	---	---	---	---	---	---	---	---	1.00 j	---
pH (Field)	s.u.	6.5 - 9	---	6.5 - 9	---	6.5 - 9	---	6.5 - 9	---	6.5 - 9	---	---	---	6.5 - 9	---	---	---	---	7.06	---
Specific Conductance (Field)	uS/cm	---	---	---	---	---	---	---	---	---	---	---	---	---	---	---	---	---	789.0	---
Temperature (Field)	Deg C	---	---	---	---	---	---	---	---	---	---	---	---	---	---	---	---	---	20.20	---
Turbidity (Field)	NTUs	---	---	---	---	---	---	---	---	---	---	---	---	---	---	---	---	---	5.50	---
Inorganics																				
Alkalinity (as CaCO3)	mg/l	---	---	---	---	---	---	---	---	---	---	---	---	---	---	---	326	---	---	---
Bicarbonate (Calculated by M&A)	mg/l	---	---	---	---	---	---	---	---	---	---	---	---	---	---	---	398	---	---	---
Bicarbonate Alkalinity (as CaCO3)	mg/l	---	---	---	---	---	---	---	---	---	---	---	---	---	---	---	326	---	---	---
Bromide	mg/l	---	---	---	---	---	---	---	---	---	---	---	---	---	---	---	0.180	---	---	---
Carbonate (Calculated by M&A)	mg/l	---	---	---	---	---	---	---	---	---	---	---	---	---	---	---	--	---	---	---
Carbonate Alkalinity (as CaCO3)	mg/l	---	---	---	---	---	---	---	---	---	---	---	---	---	---	---	<1.0	---	---	---
Chloride	mg/l	---	---	---	---	---	---	---	---	---	---	---	---	---	---	---	17.7	---	---	---
Fluoride	mg/l	---	---	---	---	---	---	---	---	140	---	---	---	140	---	---	0.350	---	---	---
Hardness (as CaCO3)	mg/l	---	---	---	---	---	---	---	---	---	---	---	---	---	---	---	---	339	---	---
Silica	mg/l	---	---	---	---	---	---	---	---	---	---	---	---	---	---	40.3	---	---	---	---
Sulfate	mg/l	---	---	---	---	---	---	---	---	---	---	---	---	---	---	---	42.7	---	---	---
Lab Parameters																				
Total Dissolved Solids (Laboratory)	mg/l	---	---	---	---	---	---	---	---	---	---	---	---	---	---	---	442	---	---	---
Total Suspended Solids	mg/l	---	---	---	---	---	---	---	---	---	---	---	---	---	---	---	5.0	---	---	---
Metals																				
Aluminum	mg/l	---	---	---	---	---	---	---	---	---	---	---	---	---	---	<0.080	---	---	---	---
Antimony	mg/l	---	---	---	---	0.088	DIS	0.03	DIS	0.747	TRC	0.64	TRC	0.747	TRC	<0.00300	---	<0.00300	---	---
Arsenic	mg/l	0.2	TRC	0.44	DIS	0.34	DIS	0.15	DIS	0.03	TRC	0.08	TRC	0.28	TRC	<0.025	---	<0.025	---	---
Barium	mg/l	---	---	---	---	---	---	---	---	98	TRC	---	---	98	TRC	---	---	0.0432	---	---
Beryllium	mg/l	---	---	---	---	---	---	---	---	1.867	TRC	0.084	TRC	1.867	TRC	---	---	<0.00200	---	---
Boron	mg/l	---	---	---	---	---	---	---	---	186.667	TRC	---	---	186.667	TRC	---	---	0.054	---	---
Cadmium	mg/l	0.05	---	0.074624	DIS	0.025751	DIS	0.001309	DIS	0.7	TRC	0.084	TRC	0.7	TRC	<0.000026	---	<0.002000	---	---
Calcium	mg/l	---	---	---	---	---	---	---	---	---	---	---	---	---	---	---	---	87.4	---	---
Chromium	mg/l	1	---	---	---	---	---	---	---	---	---	---	---	---	---	---	---	<0.0060	---	---
Chromium, Hexavalent‡	mg/l	---	---	0.034	DIS	0.016	DIS	0.011	DIS	2.8	TRC	0.15	TRC	2.8	TRC	---	---	<0.0060	---	---
Chromium, Trivalent‡	mg/l	---	---	5.1957	TRC	1.5486	TRC	0.2014	TRC	1400	TRC	75	TRC	1400	TRC	---	---	<0.0060	---	---
Cobalt	mg/l	---	---	---	---	---	---	---	---	---	---	---	---	---	---	<0.0060	---	---	---	---
Copper	mg/l	0.5	TRC	0.07348	DIS	0.04245	DIS	0.02542	DIS	1.3	TRC	---	---	1.3	TRC	<0.00100	---	<0.01000	---	---
Iron	mg/l	---	---	---	---	---	---	1	DIS	---	---	---	---	---	---	<0.060	---	---	---	---
Lead	mg/l	0.1	TRC	0.499791	DIS	0.236818	DIS	0.009228	DIS	0.015	TRC	---	---	0.015	TRC	0.000049 j	---	<0.003000	---	---
Magnesium	mg/l	---	---	---	---	---	---	---	---	---	---	---	---	---	---	---	---	29.2	---	---
Manganese	mg/l	---	---	---	---	---	---	---	---	130.667	---	---	---	130.667	---	<0.0040	---	<0.0040	---	---
Mercury	mg/l	0.01	TRC	0.005	DIS	0.0024	DIS	0.00001	DIS	0.28	TRC	---	---	0.28	TRC	---	<0.00020	---	---	AZ Aquatic and Wildlife - Warm Water Chronic*
Molybdenum	mg/l	---	---	---	---	---	---	---	---	---	---	---	---	---	---	<0.0080	---	---	---	---
Nickel	mg/l	---	---	11.68071	DIS	1.31527	DIS	0.14609	DIS	28	TRC	0.511	TRC	28	TRC	<0.00100	---	<0.01000	---	---
Potassium	mg/l	---	---	---	---	---	---	---	---	---	---	---	---	---	---	---	---	1.42	---	---
Selenium	mg/l	0.05	TRC	0.033	TRC	---	---	0.002	TRC	4.667	TRC	0.667	TRC	4.667	TRC	---	---	<0.00108	---	---
Silver	mg/l	---	---	0.026264	DIS	0.026264	DIS	---	---	4.667	TRC	8	TRC	4.667	TRC	<0.000100	---	<0.005000	---	---

Station Name	MC 8.4 C
Sample ID	RESE-1002169
Sample Date	5/31/2011 9:00:00 AM
Basin	Mineral Creek Watershed
Sub-basin	unknown
QC Type	Original data

Surface Water Hydrochemical Data

MONTGOMERY & ASSOCIATES

Parameters and Constituents		Standards														Results				
Name	Units	AZ Agricultural Livestock Watering		AZ Aquatic and Wildlife - Ephemeral Acute		AZ Aquatic and Wildlife - Warm Water Acute		AZ Aquatic and Wildlife - Warm Water Chronic		AZ Full Body Contact		AZ Fish Consumption		AZ Partial Body Contact		Dissolved Results	Total Results	Total Recoverable Results	Field Results	Use Exceeded
		Standard	Fraction	Standard	Fraction	Standard	Fraction	Standard	Fraction	Standard	Fraction	Standard	Fraction	Standard	Fraction					
Metals																				
Sodium	mg/l	---	---	---	---	---	---	---	---	---	---	---	---	---	---	---	---	32.6	---	---
Thallium	mg/l	---	---	---	---	0.7	DIS	0.15	DIS	0.075	TRC	0.001	TRC	0.075	TRC	<0.00100	---	<0.00100	---	AZ Fish Consumption*
Zinc	mg/l	25	TRC	3.1285	DIS	0.3297	DIS	0.3297	DIS	280	TRC	5.106	TRC	280	TRC	<0.0100	---	<0.0100	---	---

The hardness value used for calculation of hardness-dependent standards is the hardness of the sample itself, not the hardness of a receiving water.
* Detection limit exceeds standard
† Exceedance is considered less than regulatory limit
‡ For comparison only - no analysis exists

Station Name	MC 8.4 C
Sample ID	RESE-1002170
Sample Date	5/31/2011 9:15:00 AM
Basin	Mineral Creek Watershed
Sub-basin	unknown
QC Type	Field duplicates

Surface Water Hydrochemical Data

MONTGOMERY & ASSOCIATES

Parameters and Constituents		Standards														Results				
Name	Units	AZ Agricultural Livestock Watering		AZ Aquatic and Wildlife - Ephemeral Acute		AZ Aquatic and Wildlife - Warm Water Acute		AZ Aquatic and Wildlife - Warm Water Chronic		AZ Full Body Contact		AZ Fish Consumption		AZ Partial Body Contact		Dissolved Results	Total Results	Total Recoverable Results	Field Results	Use Exceeded
		Standard	Fraction	Standard	Fraction	Standard	Fraction	Standard	Fraction	Standard	Fraction	Standard	Fraction	Standard	Fraction					
Field Parameters																				
Dissolved oxygen	mg/l	---	---	---	---	6	---	6	---	---	---	---	---	---	---	---	---	---	4.92	AZ Aquatic and Wildlife - Warm Water Acute† AZ Aquatic and Wildlife - Warm Water Chronic†
Flow Rate	gallons/minute	---	---	---	---	---	---	---	---	---	---	---	---	---	---	---	---	---	1.00 j	---
pH (Field)	s.u.	6.5 - 9	---	6.5 - 9	---	6.5 - 9	---	6.5 - 9	---	6.5 - 9	---	---	---	6.5 - 9	---	---	---	---	7.06	---
Specific Conductance (Field)	uS/cm	---	---	---	---	---	---	---	---	---	---	---	---	---	---	---	---	---	789.0	---
Temperature (Field)	Deg C	---	---	---	---	---	---	---	---	---	---	---	---	---	---	---	---	---	20.20	---
Turbidity (Field)	NTUs	---	---	---	---	---	---	---	---	---	---	---	---	---	---	---	---	---	5.50	---
Inorganics																				
Alkalinity (as CaCO3)	mg/l	---	---	---	---	---	---	---	---	---	---	---	---	---	---	---	324	---	---	---
Bicarbonate (Calculated by M&A)	mg/l	---	---	---	---	---	---	---	---	---	---	---	---	---	---	---	395	---	---	---
Bicarbonate Alkalinity (as CaCO3)	mg/l	---	---	---	---	---	---	---	---	---	---	---	---	---	---	---	324	---	---	---
Bromide	mg/l	---	---	---	---	---	---	---	---	---	---	---	---	---	---	---	0.180	---	---	---
Carbonate (Calculated by M&A)	mg/l	---	---	---	---	---	---	---	---	---	---	---	---	---	---	---	--	---	---	---
Carbonate Alkalinity (as CaCO3)	mg/l	---	---	---	---	---	---	---	---	---	---	---	---	---	---	---	<1.0	---	---	---
Chloride	mg/l	---	---	---	---	---	---	---	---	---	---	---	---	---	---	---	17.7	---	---	---
Fluoride	mg/l	---	---	---	---	---	---	---	---	140	---	---	---	140	---	---	0.340	---	---	---
Hardness (as CaCO3)	mg/l	---	---	---	---	---	---	---	---	---	---	---	---	---	---	---	---	327	---	---
Silica	mg/l	---	---	---	---	---	---	---	---	---	---	---	---	---	---	39.4	---	---	---	---
Sulfate	mg/l	---	---	---	---	---	---	---	---	---	---	---	---	---	---	---	43.3	---	---	---
Lab Parameters																				
Total Dissolved Solids (Laboratory)	mg/l	---	---	---	---	---	---	---	---	---	---	---	---	---	---	---	448	---	---	---
Total Suspended Solids	mg/l	---	---	---	---	---	---	---	---	---	---	---	---	---	---	---	12.0	---	---	---
Metals																				
Aluminum	mg/l	---	---	---	---	---	---	---	---	---	---	---	---	---	---	<0.080	---	---	---	---
Antimony	mg/l	---	---	---	---	0.088	DIS	0.03	DIS	0.747	TRC	0.64	TRC	0.747	TRC	<0.00300	---	<0.00300	---	---
Arsenic	mg/l	0.2	TRC	0.44	DIS	0.34	DIS	0.15	DIS	0.03	TRC	0.08	TRC	0.28	TRC	<0.025	---	<0.025	---	---
Barium	mg/l	---	---	---	---	---	---	---	---	98	TRC	---	---	98	TRC	---	---	0.0419	---	---
Beryllium	mg/l	---	---	---	---	---	---	---	---	1.867	TRC	0.084	TRC	1.867	TRC	---	---	<0.00200	---	---
Boron	mg/l	---	---	---	---	---	---	---	---	186.667	TRC	---	---	186.667	TRC	---	---	0.045	---	---
Cadmium	mg/l	0.05	---	0.072061	DIS	0.024866	DIS	0.001277	DIS	0.7	TRC	0.084	TRC	0.7	TRC	<0.000026	---	<0.002000	---	---
Calcium	mg/l	---	---	---	---	---	---	---	---	---	---	---	---	---	---	---	---	84.2	---	---
Chromium	mg/l	1	---	---	---	---	---	---	---	---	---	---	---	---	---	---	---	<0.0060	---	---
Chromium, Hexavalent‡	mg/l	---	---	0.034	DIS	0.016	DIS	0.011	DIS	2.8	TRC	0.15	TRC	2.8	TRC	---	---	<0.0060	---	---
Chromium, Trivalent‡	mg/l	---	---	5.0446	TRC	1.5035	TRC	0.1956	TRC	1400	TRC	75	TRC	1400	TRC	---	---	<0.0060	---	---
Cobalt	mg/l	---	---	---	---	---	---	---	---	---	---	---	---	---	---	<0.0060	---	---	---	---
Copper	mg/l	0.5	TRC	0.07103	DIS	0.04104	DIS	0.02465	DIS	1.3	TRC	---	---	1.3	TRC	<0.00100	---	<0.01000	---	---
Iron	mg/l	---	---	---	---	---	---	1	DIS	---	---	---	---	---	---	<0.060	---	---	---	---
Lead	mg/l	0.1	TRC	0.481468	DIS	0.228136	DIS	0.00889	DIS	0.015	TRC	---	---	0.015	TRC	<0.000042	---	<0.003000	---	---
Magnesium	mg/l	---	---	---	---	---	---	---	---	---	---	---	---	---	---	---	---	28.2	---	---
Manganese	mg/l	---	---	---	---	---	---	---	---	130.667	---	---	---	130.667	---	<0.0040	---	0.0042	---	---
Mercury	mg/l	0.01	TRC	0.005	DIS	0.0024	DIS	0.00001	DIS	0.28	TRC	---	---	0.28	TRC	---	<0.00020	---	---	AZ Aquatic and Wildlife - Warm Water Chronic*
Molybdenum	mg/l	---	---	---	---	---	---	---	---	---	---	---	---	---	---	<0.0080	---	---	---	---
Nickel	mg/l	---	---	11.32994	DIS	1.27577	DIS	0.1417	DIS	28	TRC	0.511	TRC	28	TRC	<0.00100	---	<0.01000	---	---
Potassium	mg/l	---	---	---	---	---	---	---	---	---	---	---	---	---	---	---	---	1.42	---	---
Selenium	mg/l	0.05	TRC	0.033	TRC	---	---	0.002	TRC	4.667	TRC	0.667	TRC	4.667	TRC	---	---	<0.00108	---	---
Silver	mg/l	---	---	0.024685	DIS	0.024685	DIS	---	---	4.667	TRC	8	TRC	4.667	TRC	<0.000100	---	<0.005000	---	---

Station Name	MC 8.4 C
Sample ID	RESE-1002170
Sample Date	5/31/2011 9:15:00 AM
Basin	Mineral Creek Watershed
Sub-basin	unknown
QC Type	Field duplicates

Surface Water Hydrochemical Data

MONTGOMERY & ASSOCIATES

Parameters and Constituents		Standards														Results				
Name	Units	AZ Agricultural Livestock Watering		AZ Aquatic and Wildlife - Ephemeral Acute		AZ Aquatic and Wildlife - Warm Water Acute		AZ Aquatic and Wildlife - Warm Water Chronic		AZ Full Body Contact		AZ Fish Consumption		AZ Partial Body Contact		Dissolved Results	Total Results	Total Recoverable Results	Field Results	Use Exceeded
		Standard	Fraction	Standard	Fraction	Standard	Fraction	Standard	Fraction	Standard	Fraction	Standard	Fraction	Standard	Fraction					
Metals																				
Sodium	mg/l	---	---	---	---	---	---	---	---	---	---	---	---	---	---	---	---	31.4	---	---
Thallium	mg/l	---	---	---	---	0.7	DIS	0.15	DIS	0.075	TRC	0.001	TRC	0.075	TRC	<0.00100	---	<0.00100	---	AZ Fish Consumption*
Zinc	mg/l	25	TRC	3.0345	DIS	0.3198	DIS	0.3198	DIS	280	TRC	5.106	TRC	280	TRC	<0.0100	---	<0.0100	---	---

The hardness value used for calculation of hardness-dependent standards is the hardness of the sample itself, not the hardness of a receiving water.
* Detection limit exceeds standard
† Exceedance is considered less than regulatory limit
‡ For comparison only - no analysis exists

Station Name	MC 8.4 C
Sample ID	RESE-1002200
Sample Date	12/8/2011 10:00:00 AM
Basin	Mineral Creek Watershed
Sub-basin	unknown
QC Type	Original data

Surface Water Hydrochemical Data

MONTGOMERY & ASSOCIATES

Parameters and Constituents		Standards														Results				
Name	Units	AZ Agricultural Livestock Watering		AZ Aquatic and Wildlife - Ephemeral Acute		AZ Aquatic and Wildlife - Warm Water Acute		AZ Aquatic and Wildlife - Warm Water Chronic		AZ Full Body Contact		AZ Fish Consumption		AZ Partial Body Contact		Dissolved Results	Total Results	Total Recoverable Results	Field Results	Use Exceeded
		Standard	Fraction	Standard	Fraction	Standard	Fraction	Standard	Fraction	Standard	Fraction	Standard	Fraction	Standard	Fraction					
Field Parameters																				
Dissolved oxygen	mg/l	---	---	---	---	6	---	6	---	---	---	---	---	---	---	---	---	---	5.44	AZ Aquatic and Wildlife - Warm Water Acute† AZ Aquatic and Wildlife - Warm Water Chronic†
Flow Rate	gallons/minute	---	---	---	---	---	---	---	---	---	---	---	---	---	---	---	---	---	0.25 j	---
pH (Field)	s.u.	6.5 - 9	---	6.5 - 9	---	6.5 - 9	---	6.5 - 9	---	6.5 - 9	---	---	---	6.5 - 9	---	---	---	---	7.20	---
Specific Conductance (Field)	uS/cm	---	---	---	---	---	---	---	---	---	---	---	---	---	---	---	---	---	574.0	---
Temperature (Field)	Deg C	---	---	---	---	---	---	---	---	---	---	---	---	---	---	---	---	---	14.10	---
Turbidity (Field)	NTUs	---	---	---	---	---	---	---	---	---	---	---	---	---	---	---	---	---	0.40	---
Inorganics																				
Alkalinity (as CaCO3)	mg/l	---	---	---	---	---	---	---	---	---	---	---	---	---	---	---	317	---	---	---
Bicarbonate (Calculated by M&A)	mg/l	---	---	---	---	---	---	---	---	---	---	---	---	---	---	---	387	---	---	---
Bicarbonate Alkalinity (as CaCO3)	mg/l	---	---	---	---	---	---	---	---	---	---	---	---	---	---	---	317	---	---	---
Bromide	mg/l	---	---	---	---	---	---	---	---	---	---	---	---	---	---	---	0.120	---	---	---
Carbonate (Calculated by M&A)	mg/l	---	---	---	---	---	---	---	---	---	---	---	---	---	---	---	--	---	---	---
Carbonate Alkalinity (as CaCO3)	mg/l	---	---	---	---	---	---	---	---	---	---	---	---	---	---	---	<1.0	---	---	---
Chloride	mg/l	---	---	---	---	---	---	---	---	---	---	---	---	---	---	---	17.9	---	---	---
Fluoride	mg/l	---	---	---	---	---	---	---	---	140	---	---	---	140	---	---	0.360	---	---	---
Hardness (as CaCO3)	mg/l	---	---	---	---	---	---	---	---	---	---	---	---	---	---	---	---	334	---	---
Silica	mg/l	---	---	---	---	---	---	---	---	---	---	---	---	---	---	38.1	---	---	---	---
Sulfate	mg/l	---	---	---	---	---	---	---	---	---	---	---	---	---	---	---	43.4	---	---	---
Lab Parameters																				
Total Dissolved Solids (Laboratory)	mg/l	---	---	---	---	---	---	---	---	---	---	---	---	---	---	---	423	---	---	---
Total Suspended Solids	mg/l	---	---	---	---	---	---	---	---	---	---	---	---	---	---	---	10.0	---	---	---
Metals																				
Aluminum	mg/l	---	---	---	---	---	---	---	---	---	---	---	---	---	---	<0.080	---	---	---	---
Antimony	mg/l	---	---	---	---	0.088	DIS	0.03	DIS	0.747	TRC	0.64	TRC	0.747	TRC	<0.00300	---	<0.00300	---	---
Arsenic	mg/l	0.2	TRC	0.44	DIS	0.34	DIS	0.15	DIS	0.03	TRC	0.08	TRC	0.28	TRC	<0.025	---	<0.025	---	---
Barium	mg/l	---	---	---	---	---	---	---	---	98	TRC	---	---	98	TRC	---	---	0.0627	---	---
Beryllium	mg/l	---	---	---	---	---	---	---	---	1.867	TRC	0.084	TRC	1.867	TRC	---	---	<0.00200	---	---
Boron	mg/l	---	---	---	---	---	---	---	---	186.667	TRC	---	---	186.667	TRC	---	---	<0.040	---	---
Cadmium	mg/l	0.05	---	0.073556	DIS	0.025382	DIS	0.001296	DIS	0.7	TRC	0.084	TRC	0.7	TRC	<0.000026	---	<0.002000	---	---
Calcium	mg/l	---	---	---	---	---	---	---	---	---	---	---	---	---	---	---	---	86.3	---	---
Chromium	mg/l	1	---	---	---	---	---	---	---	---	---	---	---	---	---	---	---	<0.0060	---	---
Chromium, Hexavalent‡	mg/l	---	---	0.034	DIS	0.016	DIS	0.011	DIS	2.8	TRC	0.15	TRC	2.8	TRC	---	---	<0.0060	---	---
Chromium, Trivalent‡	mg/l	---	---	5.1328	TRC	1.5298	TRC	0.199	TRC	1400	TRC	75	TRC	1400	TRC	---	---	<0.0060	---	---
Cobalt	mg/l	---	---	---	---	---	---	---	---	---	---	---	---	---	---	<0.0060	---	---	---	---
Copper	mg/l	0.5	TRC	0.07246	DIS	0.04186	DIS	0.0251	DIS	1.3	TRC	---	---	1.3	TRC	0.00158	---	<0.01000	---	---
Iron	mg/l	---	---	---	---	---	---	1	DIS	---	---	---	---	---	---	<0.060	---	---	---	---
Lead	mg/l	0.1	TRC	0.492158	DIS	0.233201	DIS	0.009087	DIS	0.015	TRC	---	---	0.015	TRC	<0.000042	---	<0.003000	---	---
Magnesium	mg/l	---	---	---	---	---	---	---	---	---	---	---	---	---	---	---	---	28.7	---	---
Manganese	mg/l	---	---	---	---	---	---	---	---	130.667	---	---	---	130.667	---	0.0372	---	0.0397	---	---
Mercury	mg/l	0.01	TRC	0.005	DIS	0.0024	DIS	0.00001	DIS	0.28	TRC	---	---	0.28	TRC	---	<0.00020	---	---	AZ Aquatic and Wildlife - Warm Water Chronic*
Molybdenum	mg/l	---	---	---	---	---	---	---	---	---	---	---	---	---	---	0.0080	---	---	---	---
Nickel	mg/l	---	---	11.53479	DIS	1.29884	DIS	0.14426	DIS	28	TRC	0.511	TRC	28	TRC	0.00396	---	<0.01000	---	---
Potassium	mg/l	---	---	---	---	---	---	---	---	---	---	---	---	---	---	---	---	2.22	---	---
Selenium	mg/l	0.05	TRC	0.033	TRC	---	---	0.002	TRC	4.667	TRC	0.667	TRC	4.667	TRC	---	---	0.00072 jd	---	---
Silver	mg/l	---	---	0.025601	DIS	0.025601	DIS	---	---	4.667	TRC	8	TRC	4.667	TRC	<0.000100	---	<0.005000	---	---

Station Name	MC 8.4 C
Sample ID	RESE-1002200
Sample Date	12/8/2011 10:00:00 AM
Basin	Mineral Creek Watershed
Sub-basin	unknown
QC Type	Original data

Surface Water Hydrochemical Data

MONTGOMERY & ASSOCIATES

Parameters and Constituents		Standards														Results				
Name	Units	AZ Agricultural Livestock Watering		AZ Aquatic and Wildlife - Ephemeral Acute		AZ Aquatic and Wildlife - Warm Water Acute		AZ Aquatic and Wildlife - Warm Water Chronic		AZ Full Body Contact		AZ Fish Consumption		AZ Partial Body Contact		Dissolved Results	Total Results	Total Recoverable Results	Field Results	Use Exceeded
		Standard	Fraction	Standard	Fraction	Standard	Fraction	Standard	Fraction	Standard	Fraction	Standard	Fraction	Standard	Fraction					
Metals																				
Sodium	mg/l	---	---	---	---	---	---	---	---	---	---	---	---	---	---	---	---	30.9	---	---
Thallium	mg/l	---	---	---	---	0.7	DIS	0.15	DIS	0.075	TRC	0.001	TRC	0.075	TRC	<0.00100	---	<0.00100	---	AZ Fish Consumption*
Zinc	mg/l	25	TRC	3.0894	DIS	0.3256	DIS	0.3256	DIS	280	TRC	5.106	TRC	280	TRC	<0.0100	---	<0.0100	---	---

The hardness value used for calculation of hardness-dependent standards is the hardness of the sample itself, not the hardness of a receiving water.
* Detection limit exceeds standard
† Exceedance is considered less than regulatory limit
‡ For comparison only - no analysis exists

Station Name	MC 8.4 C
Sample ID	RESE-1002240
Sample Date	5/8/2012 9:50:00 AM
Basin	Mineral Creek Watershed
Sub-basin	unknown
QC Type	Original data

Surface Water Hydrochemical Data

MONTGOMERY & ASSOCIATES

Parameters and Constituents		Standards														Results				
Name	Units	AZ Agricultural Livestock Watering		AZ Aquatic and Wildlife - Ephemeral Acute		AZ Aquatic and Wildlife - Warm Water Acute		AZ Aquatic and Wildlife - Warm Water Chronic		AZ Full Body Contact		AZ Fish Consumption		AZ Partial Body Contact		Dissolved Results	Total Results	Total Recoverable Results	Field Results	Use Exceeded
		Standard	Fraction	Standard	Fraction	Standard	Fraction	Standard	Fraction	Standard	Fraction	Standard	Fraction	Standard	Fraction					
Field Parameters																				
Dissolved oxygen	mg/l	---	---	---	---	6	---	6	---	---	---	---	---	---	---	---	---	---	2.81	AZ Aquatic and Wildlife - Warm Water Acute† AZ Aquatic and Wildlife - Warm Water Chronic†
Flow Rate	gallons/minute	---	---	---	---	---	---	---	---	---	---	---	---	---	---	---	---	---	10.00 j	---
pH (Field)	s.u.	6.5 - 9	---	6.5 - 9	---	6.5 - 9	---	6.5 - 9	---	6.5 - 9	---	---	---	6.5 - 9	---	---	---	---	6.96	---
Specific Conductance (Field)	uS/cm	---	---	---	---	---	---	---	---	---	---	---	---	---	---	---	---	---	591.0	---
Temperature (Field)	Deg C	---	---	---	---	---	---	---	---	---	---	---	---	---	---	---	---	---	18.67	---
Turbidity (Field)	NTUs	---	---	---	---	---	---	---	---	---	---	---	---	---	---	---	---	---	8.53	---
Inorganics																				
Alkalinity (as CaCO3)	mg/l	---	---	---	---	---	---	---	---	---	---	---	---	---	---	---	329 j-	---	---	---
Bicarbonate (Calculated by M&A)	mg/l	---	---	---	---	---	---	---	---	---	---	---	---	---	---	---	401	---	---	---
Bicarbonate Alkalinity (as CaCO3)	mg/l	---	---	---	---	---	---	---	---	---	---	---	---	---	---	---	329 j-	---	---	---
Bromide	mg/l	---	---	---	---	---	---	---	---	---	---	---	---	---	---	---	0.210 j-	---	---	---
Carbonate (Calculated by M&A)	mg/l	---	---	---	---	---	---	---	---	---	---	---	---	---	---	---	--	---	---	---
Carbonate Alkalinity (as CaCO3)	mg/l	---	---	---	---	---	---	---	---	---	---	---	---	---	---	---	<1.0	---	---	---
Chloride	mg/l	---	---	---	---	---	---	---	---	---	---	---	---	---	---	---	17.3 j-d	---	---	---
Fluoride	mg/l	---	---	---	---	---	---	---	---	140	---	---	---	140	---	---	0.400 j-	---	---	---
Hardness (as CaCO3)	mg/l	---	---	---	---	---	---	---	---	---	---	---	---	---	---	---	---	318	---	---
Silica	mg/l	---	---	---	---	---	---	---	---	---	---	---	---	---	---	42.5	---	---	---	---
Sulfate	mg/l	---	---	---	---	---	---	---	---	---	---	---	---	---	---	---	38.9 j-	---	---	---
Lab Parameters																				
Total Dissolved Solids (Laboratory)	mg/l	---	---	---	---	---	---	---	---	---	---	---	---	---	---	---	417 j-	---	---	---
Total Suspended Solids	mg/l	---	---	---	---	---	---	---	---	---	---	---	---	---	---	---	17.0 j-	---	---	---
Metals																				
Aluminum	mg/l	---	---	---	---	---	---	---	---	---	---	---	---	---	---	<0.0222	---	---	---	---
Antimony	mg/l	---	---	---	---	0.088	DIS	0.03	DIS	0.747	TRC	0.64	TRC	0.747	TRC	<0.00300	---	<0.00015	---	---
Arsenic	mg/l	0.2	TRC	0.44	DIS	0.34	DIS	0.15	DIS	0.03	TRC	0.08	TRC	0.28	TRC	<0.0067	---	<0.0033	---	---
Barium	mg/l	---	---	---	---	---	---	---	---	98	TRC	---	---	98	TRC	---	---	0.0495	---	---
Beryllium	mg/l	---	---	---	---	---	---	---	---	1.867	TRC	0.084	TRC	1.867	TRC	---	---	<0.00031	---	---
Boron	mg/l	---	---	---	---	---	---	---	---	186.667	TRC	---	---	186.667	TRC	---	---	0.0329	---	---
Cadmium	mg/l	0.05	---	0.087609	DIS	0.030232	DIS	0.001468	DIS	0.7	TRC	0.084	TRC	0.7	TRC	<0.000014	---	<0.000290	---	---
Calcium	mg/l	---	---	---	---	---	---	---	---	---	---	---	---	---	---	---	---	81.4	---	---
Chromium	mg/l	1	---	---	---	---	---	---	---	---	---	---	---	---	---	---	---	0.0027 j	---	---
Chromium, Hexavalent‡	mg/l	---	---	0.034	DIS	0.016	DIS	0.011	DIS	2.8	TRC	0.15	TRC	2.8	TRC	---	---	0.0027 j	---	---
Chromium, Trivalent‡	mg/l	---	---	5.9497	TRC	1.7733	TRC	0.2307	TRC	1400	TRC	75	TRC	1400	TRC	---	---	0.0027 j	---	---
Cobalt	mg/l	---	---	---	---	---	---	---	---	---	---	---	---	---	---	<0.0014	---	---	---	---
Copper	mg/l	0.5	TRC	0.08588	DIS	0.04962	DIS	0.02928	DIS	1.3	TRC	---	---	1.3	TRC	0.00120	---	0.00340 j	---	---
Iron	mg/l	---	---	---	---	---	---	1	DIS	---	---	---	---	---	---	<0.0222	---	---	---	---
Lead	mg/l	0.1	TRC	0.592712	DIS	0.280846	DIS	0.010944	DIS	0.015	TRC	---	---	0.015	TRC	<0.000059	---	0.000760 jd	---	---
Magnesium	mg/l	---	---	---	---	---	---	---	---	---	---	---	---	---	---	---	---	27.9	---	---
Manganese	mg/l	---	---	---	---	---	---	---	---	130.667	---	---	---	130.667	---	0.0027 j	---	0.0169 j	---	---
Mercury	mg/l	0.01	TRC	0.005	DIS	0.0024	DIS	0.00001	DIS	0.28	TRC	---	---	0.28	TRC	---	<0.000054	---	---	AZ Aquatic and Wildlife - Warm Water Chronic*
Molybdenum	mg/l	---	---	---	---	---	---	---	---	---	---	---	---	---	---	<0.0081	---	---	---	---
Nickel	mg/l	---	---	13.43579	DIS	1.51289	DIS	0.16804	DIS	28	TRC	0.511	TRC	28	TRC	0.00290	---	<0.00200	---	---
Potassium	mg/l	---	---	---	---	---	---	---	---	---	---	---	---	---	---	---	---	1.24	---	---
Selenium	mg/l	0.05	TRC	0.033	TRC	---	---	0.002	TRC	4.667	TRC	0.667	TRC	4.667	TRC	---	---	0.00058 jd	---	---
Silver	mg/l	---	---	0.034911	DIS	0.034911	DIS	---	---	4.667	TRC	8	TRC	4.667	TRC	<0.000014	---	<0.000700	---	---

Station Name	MC 8.4 C
Sample ID	RESE-1002240
Sample Date	5/8/2012 9:50:00 AM
Basin	Mineral Creek Watershed
Sub-basin	unknown
QC Type	Original data

Surface Water Hydrochemical Data

MONTGOMERY & ASSOCIATES

Parameters and Constituents		Standards														Results				
Name	Units	AZ Agricultural Livestock Watering		AZ Aquatic and Wildlife - Ephemeral Acute		AZ Aquatic and Wildlife - Warm Water Acute		AZ Aquatic and Wildlife - Warm Water Chronic		AZ Full Body Contact		AZ Fish Consumption		AZ Partial Body Contact		Dissolved Results	Total Results	Total Recoverable Results	Field Results	Use Exceeded
		Standard	Fraction	Standard	Fraction	Standard	Fraction	Standard	Fraction	Standard	Fraction	Standard	Fraction	Standard	Fraction					
Metals																				
Sodium	mg/l	---	---	---	---	---	---	---	---	---	---	---	---	---	---	---	---	30.8	---	---
Strontium (by isotope dilution)	ppm	---	---	---	---	---	---	---	---	---	---	---	---	---	---	---	0.2935	---	---	---
Thallium	mg/l	---	---	---	---	0.7	DIS	0.15	DIS	0.075	TRC	0.001	TRC	0.075	TRC	<0.000008	---	<0.000009	---	---
Zinc	mg/l	25	TRC	3.5994	DIS	0.3793	DIS	0.3793	DIS	280	TRC	5.106	TRC	280	TRC	<0.0026	---	<0.0050	---	---
Radiogenic Isotopes																				
Carbon 14	pmC	---	---	---	---	---	---	---	---	---	---	---	---	---	---	---	94.55	---	---	---
Strontium 87/86	none	---	---	---	---	---	---	---	---	---	---	---	---	---	---	---	0.716660	---	---	---
Tritium	TU	---	---	---	---	---	---	---	---	---	---	---	---	---	---	---	1.04	---	---	---
Stable Isotopes																				
Delta Carbon-13 of DIC	per mil	---	---	---	---	---	---	---	---	---	---	---	---	---	---	---	-16.0	---	---	---
Delta Deuterium	per mil	---	---	---	---	---	---	---	---	---	---	---	---	---	---	---	-67.3	---	---	---
Delta Oxygen-18	per mil	---	---	---	---	---	---	---	---	---	---	---	---	---	---	---	-9.26	---	---	---
Delta Oxygen-18 of Sulfate	per mil	---	---	---	---	---	---	---	---	---	---	---	---	---	---	---	5.90	---	---	---
Delta Sulfur-34	per mil	---	---	---	---	---	---	---	---	---	---	---	---	---	---	---	0.1	---	---	---

The hardness value used for calculation of hardness-dependent standards is the hardness of the sample itself, not the hardness of a receiving water.
* Detection limit exceeds standard
† Exceedance is considered less than regulatory limit
‡ For comparison only - no analysis exists

Station Name	MC 8.4 C
Sample ID	RESE-1002241
Sample Date	5/8/2012 10:10:00 AM
Basin	Mineral Creek Watershed
Sub-basin	unknown
QC Type	Field duplicates

Surface Water Hydrochemical Data

MONTGOMERY & ASSOCIATES

Parameters and Constituents		Standards														Results				
Name	Units	AZ Agricultural Livestock Watering		AZ Aquatic and Wildlife - Ephemeral Acute		AZ Aquatic and Wildlife - Warm Water Acute		AZ Aquatic and Wildlife - Warm Water Chronic		AZ Full Body Contact		AZ Fish Consumption		AZ Partial Body Contact		Dissolved Results	Total Results	Total Recoverable Results	Field Results	Use Exceeded
		Standard	Fraction	Standard	Fraction	Standard	Fraction	Standard	Fraction	Standard	Fraction	Standard	Fraction	Standard	Fraction					
Field Parameters																				
Dissolved oxygen	mg/l	---	---	---	---	6	---	6	---	---	---	---	---	---	---	---	---	---	2.81	AZ Aquatic and Wildlife - Warm Water Acute† AZ Aquatic and Wildlife - Warm Water Chronic†
Flow Rate	gallons/minute	---	---	---	---	---	---	---	---	---	---	---	---	---	---	---	---	---	10.00 j	---
pH (Field)	s.u.	6.5 - 9	---	6.5 - 9	---	6.5 - 9	---	6.5 - 9	---	6.5 - 9	---	---	---	6.5 - 9	---	---	---	---	6.96	---
Specific Conductance (Field)	uS/cm	---	---	---	---	---	---	---	---	---	---	---	---	---	---	---	---	---	591.0	---
Temperature (Field)	Deg C	---	---	---	---	---	---	---	---	---	---	---	---	---	---	---	---	---	18.67	---
Turbidity (Field)	NTUs	---	---	---	---	---	---	---	---	---	---	---	---	---	---	---	---	---	8.53	---
Inorganics																				
Alkalinity (as CaCO3)	mg/l	---	---	---	---	---	---	---	---	---	---	---	---	---	---	---	334 j-	---	---	---
Bicarbonate (Calculated by M&A)	mg/l	---	---	---	---	---	---	---	---	---	---	---	---	---	---	---	407	---	---	---
Bicarbonate Alkalinity (as CaCO3)	mg/l	---	---	---	---	---	---	---	---	---	---	---	---	---	---	---	334 j-	---	---	---
Bromide	mg/l	---	---	---	---	---	---	---	---	---	---	---	---	---	---	---	0.240 j-	---	---	---
Carbonate (Calculated by M&A)	mg/l	---	---	---	---	---	---	---	---	---	---	---	---	---	---	---	--	---	---	---
Carbonate Alkalinity (as CaCO3)	mg/l	---	---	---	---	---	---	---	---	---	---	---	---	---	---	---	<1.0	---	---	---
Chloride	mg/l	---	---	---	---	---	---	---	---	---	---	---	---	---	---	---	17.4 j-d	---	---	---
Fluoride	mg/l	---	---	---	---	---	---	---	---	140	---	---	---	140	---	---	0.370 j-	---	---	---
Hardness (as CaCO3)	mg/l	---	---	---	---	---	---	---	---	---	---	---	---	---	---	---	---	336	---	---
Silica	mg/l	---	---	---	---	---	---	---	---	---	---	---	---	---	---	43.3	---	---	---	---
Sulfate	mg/l	---	---	---	---	---	---	---	---	---	---	---	---	---	---	---	38.9 j-	---	---	---
Lab Parameters																				
Total Dissolved Solids (Laboratory)	mg/l	---	---	---	---	---	---	---	---	---	---	---	---	---	---	---	391 j-	---	---	---
Total Suspended Solids	mg/l	---	---	---	---	---	---	---	---	---	---	---	---	---	---	---	16.0 j-	---	---	---
Metals																				
Aluminum	mg/l	---	---	---	---	---	---	---	---	---	---	---	---	---	---	<0.0222	---	---	---	---
Antimony	mg/l	---	---	---	---	0.088	DIS	0.03	DIS	0.747	TRC	0.64	TRC	0.747	TRC	<0.00300	---	<0.00015	---	---
Arsenic	mg/l	0.2	TRC	0.44	DIS	0.34	DIS	0.15	DIS	0.03	TRC	0.08	TRC	0.28	TRC	<0.0067	---	<0.0033	---	---
Barium	mg/l	---	---	---	---	---	---	---	---	98	TRC	---	---	98	TRC	---	---	0.0516	---	---
Beryllium	mg/l	---	---	---	---	---	---	---	---	1.867	TRC	0.084	TRC	1.867	TRC	---	---	<0.00031	---	---
Boron	mg/l	---	---	---	---	---	---	---	---	186.667	TRC	---	---	186.667	TRC	---	---	0.0371	---	---
Cadmium	mg/l	0.05	---	0.087609	DIS	0.030232	DIS	0.001468	DIS	0.7	TRC	0.084	TRC	0.7	TRC	<0.000014	---	<0.000290	---	---
Calcium	mg/l	---	---	---	---	---	---	---	---	---	---	---	---	---	---	---	---	86.1	---	---
Chromium	mg/l	1	---	---	---	---	---	---	---	---	---	---	---	---	---	---	---	0.0029 j	---	---
Chromium, Hexavalent‡	mg/l	---	---	0.034	DIS	0.016	DIS	0.011	DIS	2.8	TRC	0.15	TRC	2.8	TRC	---	---	0.0029 j	---	---
Chromium, Trivalent‡	mg/l	---	---	5.9497	TRC	1.7733	TRC	0.2307	TRC	1400	TRC	75	TRC	1400	TRC	---	---	0.0029 j	---	---
Cobalt	mg/l	---	---	---	---	---	---	---	---	---	---	---	---	---	---	<0.0014	---	---	---	---
Copper	mg/l	0.5	TRC	0.08588	DIS	0.04962	DIS	0.02928	DIS	1.3	TRC	---	---	1.3	TRC	0.00120	---	0.00420 j	---	---
Iron	mg/l	---	---	---	---	---	---	1	DIS	---	---	---	---	---	---	<0.0222	---	---	---	---
Lead	mg/l	0.1	TRC	0.592712	DIS	0.280846	DIS	0.010944	DIS	0.015	TRC	---	---	0.015	TRC	<0.000059	---	0.001100 jd	---	---
Magnesium	mg/l	---	---	---	---	---	---	---	---	---	---	---	---	---	---	---	---	29.5	---	---
Manganese	mg/l	---	---	---	---	---	---	---	---	130.667	---	---	---	130.667	---	0.0021 j	---	0.0214 j	---	---
Mercury	mg/l	0.01	TRC	0.005	DIS	0.0024	DIS	0.00001	DIS	0.28	TRC	---	---	0.28	TRC	---	<0.000054	---	---	AZ Aquatic and Wildlife - Warm Water Chronic*
Molybdenum	mg/l	---	---	---	---	---	---	---	---	---	---	---	---	---	---	<0.0081	---	---	---	---
Nickel	mg/l	---	---	13.43579	DIS	1.51289	DIS	0.16804	DIS	28	TRC	0.511	TRC	28	TRC	0.00280	---	<0.00200	---	---
Potassium	mg/l	---	---	---	---	---	---	---	---	---	---	---	---	---	---	---	---	1.35	---	---
Selenium	mg/l	0.05	TRC	0.033	TRC	---	---	0.002	TRC	4.667	TRC	0.667	TRC	4.667	TRC	---	---	0.00056 jd	---	---
Silver	mg/l	---	---	0.034911	DIS	0.034911	DIS	---	---	4.667	TRC	8	TRC	4.667	TRC	<0.000014	---	<0.000700	---	---

Station Name	MC 8.4 C
Sample ID	RESE-1002241
Sample Date	5/8/2012 10:10:00 AM
Basin	Mineral Creek Watershed
Sub-basin	unknown
QC Type	Field duplicates

Surface Water Hydrochemical Data

MONTGOMERY & ASSOCIATES

Parameters and Constituents		Standards														Results				
Name	Units	AZ Agricultural Livestock Watering		AZ Aquatic and Wildlife - Ephemeral Acute		AZ Aquatic and Wildlife - Warm Water Acute		AZ Aquatic and Wildlife - Warm Water Chronic		AZ Full Body Contact		AZ Fish Consumption		AZ Partial Body Contact		Dissolved Results	Total Results	Total Recoverable Results	Field Results	Use Exceeded
		Standard	Fraction	Standard	Fraction	Standard	Fraction	Standard	Fraction	Standard	Fraction	Standard	Fraction	Standard	Fraction					
Metals																				
Sodium	mg/l	---	---	---	---	---	---	---	---	---	---	---	---	---	---	---	---	32.4	---	---
Strontium (by isotope dilution)	ppm	---	---	---	---	---	---	---	---	---	---	---	---	---	---	---	0.2937	---	---	---
Thallium	mg/l	---	---	---	---	0.7	DIS	0.15	DIS	0.075	TRC	0.001	TRC	0.075	TRC	<0.000008	---	<0.000009	---	---
Zinc	mg/l	25	TRC	3.5994	DIS	0.3793	DIS	0.3793	DIS	280	TRC	5.106	TRC	280	TRC	<0.0026	---	<0.0050	---	---
Radiogenic Isotopes																				
Carbon 14	pmC	---	---	---	---	---	---	---	---	---	---	---	---	---	---	---	94.20	---	---	---
Strontium 87/86	none	---	---	---	---	---	---	---	---	---	---	---	---	---	---	---	0.716640	---	---	---
Tritium	TU	---	---	---	---	---	---	---	---	---	---	---	---	---	---	---	0.92	---	---	---
Stable Isotopes																				
Delta Carbon-13 of DIC	per mil	---	---	---	---	---	---	---	---	---	---	---	---	---	---	---	-15.7	---	---	---
Delta Deuterium	per mil	---	---	---	---	---	---	---	---	---	---	---	---	---	---	---	-67.5	---	---	---
Delta Oxygen-18	per mil	---	---	---	---	---	---	---	---	---	---	---	---	---	---	---	-9.20	---	---	---
Delta Oxygen-18 of Sulfate	per mil	---	---	---	---	---	---	---	---	---	---	---	---	---	---	---	6.50	---	---	---
Delta Sulfur-34	per mil	---	---	---	---	---	---	---	---	---	---	---	---	---	---	---	0.7	---	---	---

The hardness value used for calculation of hardness-dependent standards is the hardness of the sample itself, not the hardness of a receiving water.
* Detection limit exceeds standard
† Exceedance is considered less than regulatory limit
‡ For comparison only - no analysis exists

Explanation of Codes

Absent = Analyte not present
ge = Greater than or equal to reported value
i = Insufficient sample
j = Estimated value
j+ = Estimated value, high bias
j- = Estimated value, low bias
Lost = Sample lost in processing
n = Not measured
na = Not available
Present = Analyte was detected

ND = Not Detected
Not Applicable = Analyte not applicable
q = Uncertain value
r = Unusable data
< = Less than reported detection limit
> = Greater than reported value
d = Diluted. Diluted samples are indicated only when value is estimated.
LD = Laboratory duplicate
SP = Split sample
SPD = Split-Duplicate

Station Name	MC 5.2 C
Sample ID	RESE-1002171
Sample Date	5/31/2011 11:45:00 AM
Basin	Mineral Creek Watershed
Sub-basin	unknown
QC Type	Original data

Surface Water Hydrochemical Data

MONTGOMERY & ASSOCIATES

Parameters and Constituents		Standards														Results				
Name	Units	AZ Agricultural Livestock Watering		AZ Aquatic and Wildlife - Ephemeral Acute		AZ Aquatic and Wildlife - Warm Water Acute		AZ Aquatic and Wildlife - Warm Water Chronic		AZ Full Body Contact		AZ Fish Consumption		AZ Partial Body Contact		Dissolved Results	Total Results	Total Recoverable Results	Field Results	Use Exceeded
		Standard	Fraction	Standard	Fraction	Standard	Fraction	Standard	Fraction	Standard	Fraction	Standard	Fraction	Standard	Fraction					
Field Parameters																				
Dissolved oxygen	mg/l	---	---	---	---	6	---	6	---	---	---	---	---	---	---	---	---	---	8.45	---
Flow Rate	gallons/minute	---	---	---	---	---	---	---	---	---	---	---	---	---	---	---	---	---	67.9	---
pH (Field)	s.u.	6.5 - 9	---	6.5 - 9	---	6.5 - 9	---	6.5 - 9	---	6.5 - 9	---	---	---	6.5 - 9	---	---	---	---	6.91	---
Specific Conductance (Field)	uS/cm	---	---	---	---	---	---	---	---	---	---	---	---	---	---	---	---	---	535.0	---
Temperature (Field)	Deg C	---	---	---	---	---	---	---	---	---	---	---	---	---	---	---	---	---	22.90	---
Turbidity (Field)	NTUs	---	---	---	---	---	---	---	---	---	---	---	---	---	---	---	---	---	3.86	---
Inorganics																				
Alkalinity (as CaCO3)	mg/l	---	---	---	---	---	---	---	---	---	---	---	---	---	---	---	194	---	---	---
Bicarbonate (Calculated by M&A)	mg/l	---	---	---	---	---	---	---	---	---	---	---	---	---	---	---	227	---	---	---
Bicarbonate Alkalinity (as CaCO3)	mg/l	---	---	---	---	---	---	---	---	---	---	---	---	---	---	---	186	---	---	---
Bromide	mg/l	---	---	---	---	---	---	---	---	---	---	---	---	---	---	---	<0.10	---	---	---
Carbonate (Calculated by M&A)	mg/l	---	---	---	---	---	---	---	---	---	---	---	---	---	---	---	4.6	---	---	---
Carbonate Alkalinity (as CaCO3)	mg/l	---	---	---	---	---	---	---	---	---	---	---	---	---	---	---	7.7	---	---	---
Chloride	mg/l	---	---	---	---	---	---	---	---	---	---	---	---	---	---	---	11.60	---	---	---
Fluoride	mg/l	---	---	---	---	---	---	---	---	140	---	---	---	140	---	---	0.25	---	---	---
Hardness (as CaCO3)	mg/l	---	---	---	---	---	---	---	---	---	---	---	---	---	---	---	---	216	---	---
Silica	mg/l	---	---	---	---	---	---	---	---	---	---	---	---	---	---	53.0	---	---	---	---
Sulfate	mg/l	---	---	---	---	---	---	---	---	---	---	---	---	---	---	---	49.8	---	---	---
Lab Parameters																				
Total Dissolved Solids (Laboratory)	mg/l	---	---	---	---	---	---	---	---	---	---	---	---	---	---	---	355	---	---	---
Total Suspended Solids	mg/l	---	---	---	---	---	---	---	---	---	---	---	---	---	---	---	6.0	---	---	---
Metals																				
Aluminum	mg/l	---	---	---	---	---	---	---	---	---	---	---	---	---	---	<0.080	---	---	---	---
Antimony	mg/l	---	---	---	---	0.088	DIS	0.03	DIS	0.747	TRC	0.64	TRC	0.747	TRC	<0.00300	---	<0.00300	---	---
Arsenic	mg/l	0.2	TRC	0.44	DIS	0.34	DIS	0.15	DIS	0.03	TRC	0.08	TRC	0.28	TRC	<0.0250	---	<0.0250	---	---
Barium	mg/l	---	---	---	---	---	---	---	---	98	TRC	---	---	98	TRC	---	---	0.0336	---	---
Beryllium	mg/l	---	---	---	---	---	---	---	---	1.867	TRC	0.084	TRC	1.867	TRC	---	---	<0.0020	---	---
Boron	mg/l	---	---	---	---	---	---	---	---	186.667	TRC	---	---	186.667	TRC	---	---	<0.040	---	---
Cadmium	mg/l	0.05	---	0.04819	DIS	0.016629	DIS	0.000958	DIS	0.7	TRC	0.084	TRC	0.7	TRC	<0.000026	---	<0.002000	---	---
Calcium	mg/l	---	---	---	---	---	---	---	---	---	---	---	---	---	---	---	---	60.9	---	---
Chromium	mg/l	1	---	---	---	---	---	---	---	---	---	---	---	---	---	---	---	<0.0060	---	---
Chromium, Hexavalent‡	mg/l	---	---	0.034	DIS	0.016	DIS	0.011	DIS	2.8	TRC	0.15	TRC	2.8	TRC	---	---	<0.0060	---	---
Chromium, Trivalent‡	mg/l	---	---	3.5919	TRC	1.0706	TRC	0.1393	TRC	1400	TRC	75	TRC	1400	TRC	---	---	<0.0060	---	---
Cobalt	mg/l	---	---	---	---	---	---	---	---	---	---	---	---	---	---	<0.0060	---	---	---	---
Copper	mg/l	0.5	TRC	0.04806	DIS	0.02776	DIS	0.01729	DIS	1.3	TRC	---	---	1.3	TRC	0.00111	---	<0.01000	---	---
Iron	mg/l	---	---	---	---	---	---	1	DIS	---	---	---	---	---	---	<0.060	---	---	---	---
Lead	mg/l	0.1	TRC	0.311744	DIS	0.147715	DIS	0.005756	DIS	0.015	TRC	---	---	0.015	TRC	<0.000042	---	<0.003000	---	---
Magnesium	mg/l	---	---	---	---	---	---	---	---	---	---	---	---	---	---	---	---	15.6	---	---
Manganese	mg/l	---	---	---	---	---	---	---	---	130.667	---	---	---	130.667	---	<0.0040	---	0.0047	---	---
Mercury	mg/l	0.01	TRC	0.005	DIS	0.0024	DIS	0.00001	DIS	0.28	TRC	---	---	0.28	TRC	---	<0.00020	---	---	AZ Aquatic and Wildlife - Warm Water Chronic*
Molybdenum	mg/l	---	---	---	---	---	---	---	---	---	---	---	---	---	---	<0.0080	---	---	---	---
Nickel	mg/l	---	---	7.97753	DIS	0.89828	DIS	0.09977	DIS	28	TRC	0.511	TRC	28	TRC	<0.00100	---	<0.01000	---	---
Potassium	mg/l	---	---	---	---	---	---	---	---	---	---	---	---	---	---	---	---	1.26	---	---
Selenium	mg/l	0.05	TRC	0.033	TRC	---	---	0.002	TRC	4.667	TRC	0.667	TRC	4.667	TRC	---	---	<0.00108	---	---
Silver	mg/l	---	---	0.012097	DIS	0.012097	DIS	---	---	4.667	TRC	8	TRC	4.667	TRC	<0.000100	---	<0.005000	---	---

Station Name	MC 5.2 C
Sample ID	RESE-1002171
Sample Date	5/31/2011 11:45:00 AM
Basin	Mineral Creek Watershed
Sub-basin	unknown
QC Type	Original data

Surface Water Hydrochemical Data

MONTGOMERY & ASSOCIATES

Parameters and Constituents		Standards														Results				
Name	Units	AZ Agricultural Livestock Watering		AZ Aquatic and Wildlife - Ephemeral Acute		AZ Aquatic and Wildlife - Warm Water Acute		AZ Aquatic and Wildlife - Warm Water Chronic		AZ Full Body Contact		AZ Fish Consumption		AZ Partial Body Contact		Dissolved Results	Total Results	Total Recoverable Results	Field Results	Use Exceeded
		Standard	Fraction	Standard	Fraction	Standard	Fraction	Standard	Fraction	Standard	Fraction	Standard	Fraction	Standard	Fraction					
Metals																				
Sodium	mg/l	---	---	---	---	---	---	---	---	---	---	---	---	---	---	---	---	26.6	---	---
Strontium (by isotope dilution)	ppm	---	---	---	---	---	---	---	---	---	---	---	---	---	---	---	0.2808	---	---	---
Thallium	mg/l	---	---	---	---	0.7	DIS	0.15	DIS	0.075	TRC	0.001	TRC	0.075	TRC	<0.00100	---	<0.00100	---	AZ Fish Consumption*
Uranium	mg/l	---	---	---	---	---	---	---	---	2.8	---	---	---	2.8	---	---	0.0021	---	---	---
Zinc	mg/l	25	TRC	2.1354	DIS	0.225	DIS	0.225	DIS	280	TRC	5.106	TRC	280	TRC	<0.0100	---	<0.0100	---	---
Radiogenic Isotopes																				
Carbon 14	pmC	---	---	---	---	---	---	---	---	---	---	---	---	---	---	---	91.88	---	---	---
Strontium 87/86	none	---	---	---	---	---	---	---	---	---	---	---	---	---	---	---	0.714971	---	---	---
Tritium	TU	---	---	---	---	---	---	---	---	---	---	---	---	---	---	---	1.32	---	---	---
Radiologicals																				
Gross Alpha	pCi/l	---	---	---	---	---	---	---	---	---	---	---	---	---	---	---	4.8	---	---	---
Gross Alpha, Adjusted	pCi/l	---	---	---	---	---	---	---	---	---	---	---	---	---	---	---	1.31	---	---	---
Gross Beta	pCi/l	---	---	---	---	---	---	---	---	---	---	---	---	---	---	---	5.0	---	---	---
Radionuclides																				
Radium 226	pCi/l	---	---	---	---	---	---	---	---	---	---	---	---	---	---	---	<0.22	---	---	---
Radium 226 + Radium 228	pCi/l	---	---	---	---	---	---	---	---	---	---	---	---	---	---	---	--	---	---	---
Radium 228	pCi/l	---	---	---	---	---	---	---	---	---	---	---	---	---	---	---	<1.00	---	---	---
U-234/U-238	none	---	---	---	---	---	---	---	---	---	---	---	---	---	---	---	1.7	---	---	---
Uranium 234	pCi/l	---	---	---	---	---	---	---	---	---	---	---	---	---	---	---	2.2	---	---	---
Uranium 235	pCi/l	---	---	---	---	---	---	---	---	---	---	---	---	---	---	---	<1.00	---	---	---
Uranium 238	pCi/l	---	---	---	---	---	---	---	---	---	---	---	---	---	---	---	1.29	---	---	---
Stable Isotopes																				
Delta Carbon-13 of DIC	per mil	---	---	---	---	---	---	---	---	---	---	---	---	---	---	---	-14.1	---	---	---
Delta Deuterium	per mil	---	---	---	---	---	---	---	---	---	---	---	---	---	---	---	-67.2	---	---	---
Delta Oxygen-18	per mil	---	---	---	---	---	---	---	---	---	---	---	---	---	---	---	-9.05	---	---	---
Delta Oxygen-18 of Sulfate	per mil	---	---	---	---	---	---	---	---	---	---	---	---	---	---	---	4.6	---	---	---
Delta Sulfur-34	per mil	---	---	---	---	---	---	---	---	---	---	---	---	---	---	---	-0.3	---	---	---

The hardness value used for calculation of hardness-dependent standards is the hardness of the sample itself, not the hardness of a receiving water.
* Detection limit exceeds standard
‡ For comparison only - no analysis exists

Station Name	MC 5.2 C
Sample ID	RESE-1002171
Sample Date	5/31/2011 11:45:00 AM
Basin	Mineral Creek Watershed
Sub-basin	unknown
QC Type	Split samples

Surface Water Hydrochemical Data

MONTGOMERY & ASSOCIATES

Parameters and Constituents		Standards														Results				
Name	Units	AZ Agricultural Livestock Watering		AZ Aquatic and Wildlife - Ephemeral Acute		AZ Aquatic and Wildlife - Warm Water Acute		AZ Aquatic and Wildlife - Warm Water Chronic		AZ Full Body Contact		AZ Fish Consumption		AZ Partial Body Contact		Dissolved Results	Total Results	Total Recoverable Results	Field Results	Use Exceeded
		Standard	Fraction	Standard	Fraction	Standard	Fraction	Standard	Fraction	Standard	Fraction	Standard	Fraction	Standard	Fraction					
Inorganics																				
Alkalinity (as CaCO3)	mg/l	---	---	---	---	---	---	---	---	---	---	---	---	---	---	---	190	---	---	---
Alkalinity, Phenolphthalein	mg/l	---	---	---	---	---	---	---	---	---	---	---	---	---	---	---	<6.0	---	---	---
Bicarbonate (Calculated by M&A)	mg/l	---	---	---	---	---	---	---	---	---	---	---	---	---	---	---	220	---	---	---
Bicarbonate Alkalinity (as CaCO3)	mg/l	---	---	---	---	---	---	---	---	---	---	---	---	---	---	---	180	---	---	---
Bromide	mg/l	---	---	---	---	---	---	---	---	---	---	---	---	---	---	---	<0.50	---	---	---
Carbonate (Calculated by M&A)	mg/l	---	---	---	---	---	---	---	---	---	---	---	---	---	---	---	--	---	---	---
Carbonate Alkalinity (as CaCO3)	mg/l	---	---	---	---	---	---	---	---	---	---	---	---	---	---	---	<6.0	---	---	---
Chloride	mg/l	---	---	---	---	---	---	---	---	---	---	---	---	---	---	---	10.00	---	---	---
Cyanide, Amenable	mg/l	---	---	---	---	---	---	---	---	---	---	---	---	---	---	---	<0.0080	---	---	---
Fluoride	mg/l	---	---	---	---	---	---	---	---	140	---	---	---	140	---	---	<0.40	---	---	---
Hardness (as CaCO3)	mg/l	---	---	---	---	---	---	---	---	---	---	---	---	---	---	190	200	---	---	---
Hydroxide Alkalinity (as CaCO3)	mg/l	---	---	---	---	---	---	---	---	---	---	---	---	---	---	---	<6.0	---	---	---
Nitrate+Nitrite as N	mg/l	---	---	---	---	---	---	---	---	---	---	---	---	---	---	---	<2.0	---	---	---
Silica	mg/l	---	---	---	---	---	---	---	---	---	---	---	---	---	---	52.0	52.0	---	---	---
Sulfate	mg/l	---	---	---	---	---	---	---	---	---	---	---	---	---	---	---	51.0	---	---	---
Sulfide	mg/l	---	---	---	---	---	---	---	---	---	---	---	---	---	---	---	<0.050	---	---	---
Lab Parameters																				
pH (Laboratory)	s.u.	6.5 - 9	---	6.5 - 9	---	6.5 - 9	---	6.5 - 9	---	6.5 - 9	---	---	---	6.5 - 9	---	---	8.42	---	---	---
Specific Conductance (Laboratory)	uS/cm	---	---	---	---	---	---	---	---	---	---	---	---	---	---	---	490	---	---	---
Temperature (Laboratory)	Deg C	---	---	---	---	---	---	---	---	---	---	---	---	---	---	---	19.4	---	---	---
Total Dissolved Solids (Laboratory)	mg/l	---	---	---	---	---	---	---	---	---	---	---	---	---	---	---	330	---	---	---
Metals																				
Aluminum	mg/l	---	---	---	---	---	---	---	---	---	---	---	---	---	---	<0.200	<0.200	---	---	---
Antimony	mg/l	---	---	---	---	0.088	DIS	0.03	DIS	0.747	TRC	0.64	TRC	0.747	TRC	<0.00300	<0.01500	---	---	---
Arsenic	mg/l	0.2	TRC	0.44	DIS	0.34	DIS	0.15	DIS	0.03	TRC	0.08	TRC	0.28	TRC	0.0022	<0.0050	---	---	---
Barium	mg/l	---	---	---	---	---	---	---	---	98	TRC	---	---	98	TRC	0.0320	0.0380	---	---	---
Beryllium	mg/l	---	---	---	---	---	---	---	---	1.867	TRC	0.084	TRC	1.867	TRC	<0.0010	<0.0010	---	---	---
Boron	mg/l	---	---	---	---	---	---	---	---	186.667	TRC	---	---	186.667	TRC	<0.200	<0.200	---	---	---
Cadmium	mg/l	0.05	---	0.044721	DIS	0.015432	DIS	0.000908	DIS	0.7	TRC	0.084	TRC	0.7	TRC	<0.001000	<0.005000	---	---	AZ Aquatic and Wildlife - Warm Water Chronic*
Calcium	mg/l	---	---	---	---	---	---	---	---	---	---	---	---	---	---	54.0	54.0	---	---	---
Chromium	mg/l	1	---	---	---	---	---	---	---	---	---	---	---	---	---	<0.0010	<0.0050	---	---	---
Chromium, Hexavalent‡	mg/l	---	---	0.034	DIS	0.016	DIS	0.011	DIS	2.8	TRC	0.15	TRC	2.8	TRC	<0.0010	<0.0050	---	---	---
Chromium, Trivalent‡	mg/l	---	---	3.3725	TRC	1.0052	TRC	0.1308	TRC	1400	TRC	75	TRC	1400	TRC	<0.0010	<0.0050	---	---	---
Cobalt	mg/l	---	---	---	---	---	---	---	---	---	---	---	---	---	---	<0.0010	<0.0050	---	---	---
Copper	mg/l	0.5	TRC	0.04469	DIS	0.02582	DIS	0.01619	DIS	1.3	TRC	---	---	1.3	TRC	0.00140	0.00520	---	---	---
Iron	mg/l	---	---	---	---	---	---	1	DIS	---	---	---	---	---	---	<0.050	0.054	---	---	---
Lead	mg/l	0.1	TRC	0.28732	DIS	0.136142	DIS	0.005305	DIS	0.015	TRC	---	---	0.015	TRC	<0.001000	<0.005000	---	---	---
Magnesium	mg/l	---	---	---	---	---	---	---	---	---	---	---	---	---	---	15.0	15.0	---	---	---
Manganese	mg/l	---	---	---	---	---	---	---	---	130.667	---	---	---	130.667	---	<0.0100	0.0230	---	---	---
Mercury	mg/l	0.01	TRC	0.005	DIS	0.0024	DIS	0.00001	DIS	0.28	TRC	---	---	0.28	TRC	<0.00020	<0.00020	---	---	AZ Aquatic and Wildlife - Warm Water Chronic*
Molybdenum	mg/l	---	---	---	---	---	---	---	---	---	---	---	---	---	---	0.0013	<0.0050	---	---	---
Nickel	mg/l	---	---	7.47466	DIS	0.84166	DIS	0.09348	DIS	28	TRC	0.511	TRC	28	TRC	0.00370	<0.00500	---	---	---
Potassium	mg/l	---	---	---	---	---	---	---	---	---	---	---	---	---	---	<2.00	<2.00	---	---	---
Selenium	mg/l	0.05	TRC	0.033	TRC	---	---	0.002	TRC	4.667	TRC	0.667	TRC	4.667	TRC	<0.00200	<0.01000	---	---	AZ Aquatic and Wildlife - Warm Water Chronic*

Station Name	MC 5.2 C
Sample ID	RESE-1002171
Sample Date	5/31/2011 11:45:00 AM
Basin	Mineral Creek Watershed
Sub-basin	unknown
QC Type	Split samples

Surface Water Hydrochemical Data

MONTGOMERY & ASSOCIATES

Parameters and Constituents		Standards														Results				
Name	Units	AZ Agricultural Livestock Watering		AZ Aquatic and Wildlife - Ephemeral Acute		AZ Aquatic and Wildlife - Warm Water Acute		AZ Aquatic and Wildlife - Warm Water Chronic		AZ Full Body Contact		AZ Fish Consumption		AZ Partial Body Contact		Dissolved Results	Total Results	Total Recoverable Results	Field Results	Use Exceeded
		Standard	Fraction	Standard	Fraction	Standard	Fraction	Standard	Fraction	Standard	Fraction	Standard	Fraction	Standard	Fraction					
Metals																				
Silver	mg/l	---	---	0.010597	DIS	0.010597	DIS	---	---	4.667	TRC	8	TRC	4.667	TRC	<0.001000	<0.005000	---	---	---
Sodium	mg/l	---	---	---	---	---	---	---	---	---	---	---	---	---	---	24.0	24.0	---	---	---
Thallium	mg/l	---	---	---	---	0.7	DIS	0.15	DIS	0.075	TRC	0.001	TRC	0.075	TRC	<0.00100	<0.00500	---	---	AZ Fish Consumption*
Zinc	mg/l	25	TRC	2.0006	DIS	0.2108	DIS	0.2108	DIS	280	TRC	5.106	TRC	280	TRC	<0.0100	<0.0500	---	---	---

The hardness value used for calculation of hardness-dependent standards is the hardness of the sample itself, not the hardness of a receiving water.
* Detection limit exceeds standard
‡ For comparison only - no analysis exists

Station Name	MC 5.2 C
Sample ID	RESE-1002184
Sample Date	8/29/2011 11:45:00 AM
Basin	Mineral Creek Watershed
Sub-basin	unknown
QC Type	Original data

Surface Water Hydrochemical Data

MONTGOMERY & ASSOCIATES

Parameters and Constituents		Standards														Results				
Name	Units	AZ Agricultural Livestock Watering		AZ Aquatic and Wildlife - Ephemeral Acute		AZ Aquatic and Wildlife - Warm Water Acute		AZ Aquatic and Wildlife - Warm Water Chronic		AZ Full Body Contact		AZ Fish Consumption		AZ Partial Body Contact		Dissolved Results	Total Results	Total Recoverable Results	Field Results	Use Exceeded
		Standard	Fraction	Standard	Fraction	Standard	Fraction	Standard	Fraction	Standard	Fraction	Standard	Fraction	Standard	Fraction					
Field Parameters																				
Dissolved oxygen	mg/l	---	---	---	---	6	---	6	---	---	---	---	---	---	---	---	---	---	6.74	---
Flow Rate	gallons/minute	---	---	---	---	---	---	---	---	---	---	---	---	---	---	---	---	---	67.9	---
pH (Field)	s.u.	6.5 - 9	---	6.5 - 9	---	6.5 - 9	---	6.5 - 9	---	6.5 - 9	---	---	---	6.5 - 9	---	---	---	---	8.30	---
Specific Conductance (Field)	uS/cm	---	---	---	---	---	---	---	---	---	---	---	---	---	---	---	---	---	413.0	---
Temperature (Field)	Deg C	---	---	---	---	---	---	---	---	---	---	---	---	---	---	---	---	---	26.80	---
Turbidity (Field)	NTUs	---	---	---	---	---	---	---	---	---	---	---	---	---	---	---	---	---	11.74	---
Inorganics																				
Alkalinity (as CaCO3)	mg/l	---	---	---	---	---	---	---	---	---	---	---	---	---	---	---	193	---	---	---
Bicarbonate (Calculated by M&A)	mg/l	---	---	---	---	---	---	---	---	---	---	---	---	---	---	---	229	---	---	---
Bicarbonate Alkalinity (as CaCO3)	mg/l	---	---	---	---	---	---	---	---	---	---	---	---	---	---	---	188	---	---	---
Bromide	mg/l	---	---	---	---	---	---	---	---	---	---	---	---	---	---	---	0.11	---	---	---
Carbonate (Calculated by M&A)	mg/l	---	---	---	---	---	---	---	---	---	---	---	---	---	---	---	2.9	---	---	---
Carbonate Alkalinity (as CaCO3)	mg/l	---	---	---	---	---	---	---	---	---	---	---	---	---	---	---	4.8	---	---	---
Chloride	mg/l	---	---	---	---	---	---	---	---	---	---	---	---	---	---	---	11.40	---	---	---
Fluoride	mg/l	---	---	---	---	---	---	---	---	140	---	---	---	140	---	---	0.24	---	---	---
Hardness (as CaCO3)	mg/l	---	---	---	---	---	---	---	---	---	---	---	---	---	---	---	---	192	---	---
Silica	mg/l	---	---	---	---	---	---	---	---	---	---	---	---	---	---	53.8	---	---	---	---
Sulfate	mg/l	---	---	---	---	---	---	---	---	---	---	---	---	---	---	---	44.6	---	---	---
Lab Parameters																				
Total Dissolved Solids (Laboratory)	mg/l	---	---	---	---	---	---	---	---	---	---	---	---	---	---	---	343	---	---	---
Total Suspended Solids	mg/l	---	---	---	---	---	---	---	---	---	---	---	---	---	---	---	10.0	---	---	---
Metals																				
Aluminum	mg/l	---	---	---	---	---	---	---	---	---	---	---	---	---	---	<0.080	---	---	---	---
Antimony	mg/l	---	---	---	---	0.088	DIS	0.03	DIS	0.747	TRC	0.64	TRC	0.747	TRC	<0.00300	---	<0.00300	---	---
Arsenic	mg/l	0.2	TRC	0.44	DIS	0.34	DIS	0.15	DIS	0.03	TRC	0.08	TRC	0.28	TRC	<0.0250	---	<0.0250	---	---
Barium	mg/l	---	---	---	---	---	---	---	---	98	TRC	---	---	98	TRC	---	---	0.0373	---	---
Beryllium	mg/l	---	---	---	---	---	---	---	---	1.867	TRC	0.084	TRC	1.867	TRC	---	---	<0.0020	---	---
Boron	mg/l	---	---	---	---	---	---	---	---	186.667	TRC	---	---	186.667	TRC	---	---	<0.040	---	---
Cadmium	mg/l	0.05	---	0.042983	DIS	0.014832	DIS	0.000883	DIS	0.7	TRC	0.084	TRC	0.7	TRC	<0.000026	---	<0.002000	---	---
Calcium	mg/l	---	---	---	---	---	---	---	---	---	---	---	---	---	---	---	---	55.3	---	---
Chromium	mg/l	1	---	---	---	---	---	---	---	---	---	---	---	---	---	---	---	<0.0060	---	---
Chromium, Hexavalent‡	mg/l	---	---	0.034	DIS	0.016	DIS	0.011	DIS	2.8	TRC	0.15	TRC	2.8	TRC	---	---	<0.0060	---	---
Chromium, Trivalent‡	mg/l	---	---	3.2616	TRC	0.9721	TRC	0.1265	TRC	1400	TRC	75	TRC	1400	TRC	---	---	<0.0060	---	---
Cobalt	mg/l	---	---	---	---	---	---	---	---	---	---	---	---	---	---	<0.0060	---	---	---	---
Copper	mg/l	0.5	TRC	0.04301	DIS	0.02485	DIS	0.01564	DIS	1.3	TRC	---	---	1.3	TRC	<0.00100	---	<0.01000	---	---
Iron	mg/l	---	---	---	---	---	---	1	DIS	---	---	---	---	---	---	<0.060	---	---	---	---
Lead	mg/l	0.1	TRC	0.275122	DIS	0.130362	DIS	0.00508	DIS	0.015	TRC	---	---	0.015	TRC	<0.000042	---	<0.003000	---	---
Magnesium	mg/l	---	---	---	---	---	---	---	---	---	---	---	---	---	---	---	---	13.1	---	---
Manganese	mg/l	---	---	---	---	---	---	---	---	130.667	---	---	---	130.667	---	0.0937	---	0.1270	---	---
Mercury	mg/l	0.01	TRC	0.005	DIS	0.0024	DIS	0.00001	DIS	0.28	TRC	---	---	0.28	TRC	---	<0.00020	---	---	AZ Aquatic and Wildlife - Warm Water Chronic*
Molybdenum	mg/l	---	---	---	---	---	---	---	---	---	---	---	---	---	---	<0.0080	---	---	---	---
Nickel	mg/l	---	---	7.22093	DIS	0.81309	DIS	0.09031	DIS	28	TRC	0.511	TRC	28	TRC	0.00153	---	<0.01000	---	---
Potassium	mg/l	---	---	---	---	---	---	---	---	---	---	---	---	---	---	---	---	1.54	---	---
Selenium	mg/l	0.05	TRC	0.033	TRC	---	---	0.002	TRC	4.667	TRC	0.667	TRC	4.667	TRC	---	---	<0.00070	---	---
Silver	mg/l	---	---	0.009879	DIS	0.009879	DIS	---	---	4.667	TRC	8	TRC	4.667	TRC	<0.000100	---	<0.005000	---	---

Station Name	MC 5.2 C
Sample ID	RESE-1002184
Sample Date	8/29/2011 11:45:00 AM
Basin	Mineral Creek Watershed
Sub-basin	unknown
QC Type	Original data

Surface Water Hydrochemical Data

MONTGOMERY & ASSOCIATES

Parameters and Constituents		Standards														Results				
Name	Units	AZ Agricultural Livestock Watering		AZ Aquatic and Wildlife - Ephemeral Acute		AZ Aquatic and Wildlife - Warm Water Acute		AZ Aquatic and Wildlife - Warm Water Chronic		AZ Full Body Contact		AZ Fish Consumption		AZ Partial Body Contact		Dissolved Results	Total Results	Total Recoverable Results	Field Results	Use Exceeded
		Standard	Fraction	Standard	Fraction	Standard	Fraction	Standard	Fraction	Standard	Fraction	Standard	Fraction	Standard	Fraction					
Metals																				
Sodium	mg/l	---	---	---	---	---	---	---	---	---	---	---	---	---	---	---	---	23.1	---	---
Strontium (by isotope dilution)	ppm	---	---	---	---	---	---	---	---	---	---	---	---	---	---	---	0.2250	---	---	---
Thallium	mg/l	---	---	---	---	0.7	DIS	0.15	DIS	0.075	TRC	0.001	TRC	0.075	TRC	<0.00100	---	<0.00100	---	AZ Fish Consumption*
Uranium	mg/l	---	---	---	---	---	---	---	---	2.8	---	---	---	2.8	---	---	0.0015	---	---	---
Zinc	mg/l	25	TRC	1.9326	DIS	0.2037	DIS	0.2037	DIS	280	TRC	5.106	TRC	280	TRC	<0.0100	---	<0.0100	---	---
Radiogenic Isotopes																				
Carbon 14	pmC	---	---	---	---	---	---	---	---	---	---	---	---	---	---	---	92.34	---	---	---
Strontium 87/86	none	---	---	---	---	---	---	---	---	---	---	---	---	---	---	---	0.714251	---	---	---
Tritium	TU	---	---	---	---	---	---	---	---	---	---	---	---	---	---	---	1.92	---	---	---
Radiologicals																				
Gross Alpha	pCi/l	---	---	---	---	---	---	---	---	---	---	---	---	---	---	---	7.5	---	---	---
Gross Alpha, Adjusted	pCi/l	---	---	---	---	---	---	---	---	---	---	---	---	---	---	---	6.30	---	---	---
Gross Beta	pCi/l	---	---	---	---	---	---	---	---	---	---	---	---	---	---	---	8.1	---	---	---
Radionuclides																				
Radium 226	pCi/l	---	---	---	---	---	---	---	---	---	---	---	---	---	---	---	<0.26	---	---	---
Radium 226 + Radium 228	pCi/l	---	---	---	---	---	---	---	---	---	---	---	---	---	---	---	--	---	---	---
Radium 228	pCi/l	---	---	---	---	---	---	---	---	---	---	---	---	---	---	---	<1.50	---	---	---
Uranium 234	pCi/l	---	---	---	---	---	---	---	---	---	---	---	---	---	---	---	1.2	---	---	---
Uranium 235	pCi/l	---	---	---	---	---	---	---	---	---	---	---	---	---	---	---	<0.91	---	---	---
Uranium 238	pCi/l	---	---	---	---	---	---	---	---	---	---	---	---	---	---	---	<0.91	---	---	---
Stable Isotopes																				
Delta Carbon-13 of DIC	per mil	---	---	---	---	---	---	---	---	---	---	---	---	---	---	---	-15.7	---	---	---
Delta Deuterium	per mil	---	---	---	---	---	---	---	---	---	---	---	---	---	---	---	-67.4	---	---	---
Delta Oxygen-18	per mil	---	---	---	---	---	---	---	---	---	---	---	---	---	---	---	-9.36	---	---	---
Delta Oxygen-18 of Sulfate	per mil	---	---	---	---	---	---	---	---	---	---	---	---	---	---	---	2.3	---	---	---
Delta Sulfur-34	per mil	---	---	---	---	---	---	---	---	---	---	---	---	---	---	---	-0.3	---	---	---

The hardness value used for calculation of hardness-dependent standards is the hardness of the sample itself, not the hardness of a receiving water.

* Detection limit exceeds standard

‡ For comparison only - no analysis exists

Station Name	MC 5.2 C
Sample ID	RESE-1002201
Sample Date	12/8/2011 12:00:00 PM
Basin	Mineral Creek Watershed
Sub-basin	unknown
QC Type	Original data

Surface Water Hydrochemical Data

MONTGOMERY & ASSOCIATES

Parameters and Constituents		Standards														Results				
Name	Units	AZ Agricultural Livestock Watering		AZ Aquatic and Wildlife - Ephemeral Acute		AZ Aquatic and Wildlife - Warm Water Acute		AZ Aquatic and Wildlife - Warm Water Chronic		AZ Full Body Contact		AZ Fish Consumption		AZ Partial Body Contact		Dissolved Results	Total Results	Total Recoverable Results	Field Results	Use Exceeded
		Standard	Fraction	Standard	Fraction	Standard	Fraction	Standard	Fraction	Standard	Fraction	Standard	Fraction	Standard	Fraction					
Field Parameters																				
Dissolved oxygen	mg/l	---	---	---	---	6	---	6	---	---	---	---	---	---	---	---	---	---	8.83	---
Flow Rate	gallons/minute	---	---	---	---	---	---	---	---	---	---	---	---	---	---	---	---	---	89.6	---
pH (Field)	s.u.	6.5 - 9	---	6.5 - 9	---	6.5 - 9	---	6.5 - 9	---	6.5 - 9	---	---	---	6.5 - 9	---	---	---	---	8.10	---
Specific Conductance (Field)	uS/cm	---	---	---	---	---	---	---	---	---	---	---	---	---	---	---	---	---	397.0	---
Temperature (Field)	Deg C	---	---	---	---	---	---	---	---	---	---	---	---	---	---	---	---	---	11.70	---
Turbidity (Field)	NTUs	---	---	---	---	---	---	---	---	---	---	---	---	---	---	---	---	---	3.32	---
Inorganics																				
Alkalinity (as CaCO3)	mg/l	---	---	---	---	---	---	---	---	---	---	---	---	---	---	---	183	---	---	---
Bicarbonate (Calculated by M&A)	mg/l	---	---	---	---	---	---	---	---	---	---	---	---	---	---	---	223	---	---	---
Bicarbonate Alkalinity (as CaCO3)	mg/l	---	---	---	---	---	---	---	---	---	---	---	---	---	---	---	183	---	---	---
Bromide	mg/l	---	---	---	---	---	---	---	---	---	---	---	---	---	---	---	<0.10	---	---	---
Carbonate (Calculated by M&A)	mg/l	---	---	---	---	---	---	---	---	---	---	---	---	---	---	---	--	---	---	---
Carbonate Alkalinity (as CaCO3)	mg/l	---	---	---	---	---	---	---	---	---	---	---	---	---	---	---	<1.0	---	---	---
Chloride	mg/l	---	---	---	---	---	---	---	---	---	---	---	---	---	---	---	11.70	---	---	---
Fluoride	mg/l	---	---	---	---	---	---	---	---	140	---	---	---	140	---	---	0.24	---	---	---
Hardness (as CaCO3)	mg/l	---	---	---	---	---	---	---	---	---	---	---	---	---	---	---	---	200	---	---
Silica	mg/l	---	---	---	---	---	---	---	---	---	---	---	---	---	---	55.1	---	---	---	---
Sulfate	mg/l	---	---	---	---	---	---	---	---	---	---	---	---	---	---	---	52.5	---	---	---
Lab Parameters																				
Total Dissolved Solids (Laboratory)	mg/l	---	---	---	---	---	---	---	---	---	---	---	---	---	---	---	339	---	---	---
Total Suspended Solids	mg/l	---	---	---	---	---	---	---	---	---	---	---	---	---	---	---	<5.0	---	---	---
Metals																				
Aluminum	mg/l	---	---	---	---	---	---	---	---	---	---	---	---	---	---	<0.080	---	---	---	---
Antimony	mg/l	---	---	---	---	0.088	DIS	0.03	DIS	0.747	TRC	0.64	TRC	0.747	TRC	<0.00300	---	<0.00300	---	---
Arsenic	mg/l	0.2	TRC	0.44	DIS	0.34	DIS	0.15	DIS	0.03	TRC	0.08	TRC	0.28	TRC	<0.0250	---	<0.0250	---	---
Barium	mg/l	---	---	---	---	---	---	---	---	98	TRC	---	---	98	TRC	---	---	0.0359	---	---
Beryllium	mg/l	---	---	---	---	---	---	---	---	1.867	TRC	0.084	TRC	1.867	TRC	---	---	<0.0020	---	---
Boron	mg/l	---	---	---	---	---	---	---	---	186.667	TRC	---	---	186.667	TRC	---	---	<0.040	---	---
Cadmium	mg/l	0.05	---	0.044721	DIS	0.015432	DIS	0.000908	DIS	0.7	TRC	0.084	TRC	0.7	TRC	<0.000026	---	<0.002000	---	---
Calcium	mg/l	---	---	---	---	---	---	---	---	---	---	---	---	---	---	---	---	57.5	---	---
Chromium	mg/l	1	---	---	---	---	---	---	---	---	---	---	---	---	---	---	---	<0.0060	---	---
Chromium, Hexavalent‡	mg/l	---	---	0.034	DIS	0.016	DIS	0.011	DIS	2.8	TRC	0.15	TRC	2.8	TRC	---	---	<0.0060	---	---
Chromium, Trivalent‡	mg/l	---	---	3.3725	TRC	1.0052	TRC	0.1308	TRC	1400	TRC	75	TRC	1400	TRC	---	---	<0.0060	---	---
Cobalt	mg/l	---	---	---	---	---	---	---	---	---	---	---	---	---	---	<0.0060	---	---	---	---
Copper	mg/l	0.5	TRC	0.04469	DIS	0.02582	DIS	0.01619	DIS	1.3	TRC	---	---	1.3	TRC	<0.00100	---	<0.01000	---	---
Iron	mg/l	---	---	---	---	---	---	1	DIS	---	---	---	---	---	---	<0.060	---	---	---	---
Lead	mg/l	0.1	TRC	0.28732	DIS	0.136142	DIS	0.005305	DIS	0.015	TRC	---	---	0.015	TRC	<0.000042	---	<0.003000	---	---
Magnesium	mg/l	---	---	---	---	---	---	---	---	---	---	---	---	---	---	---	---	13.7	---	---
Manganese	mg/l	---	---	---	---	---	---	---	---	130.667	---	---	---	130.667	---	0.0336	---	0.0342	---	---
Mercury	mg/l	0.01	TRC	0.005	DIS	0.0024	DIS	0.00001	DIS	0.28	TRC	---	---	0.28	TRC	---	<0.00020	---	---	AZ Aquatic and Wildlife - Warm Water Chronic*
Molybdenum	mg/l	---	---	---	---	---	---	---	---	---	---	---	---	---	---	0.0080	---	---	---	---
Nickel	mg/l	---	---	7.47466	DIS	0.84166	DIS	0.09348	DIS	28	TRC	0.511	TRC	28	TRC	0.00270	---	<0.01000	---	---
Potassium	mg/l	---	---	---	---	---	---	---	---	---	---	---	---	---	---	---	---	1.28	---	---
Selenium	mg/l	0.05	TRC	0.033	TRC	---	---	0.002	TRC	4.667	TRC	0.667	TRC	4.667	TRC	---	---	<0.00070	---	---
Silver	mg/l	---	---	0.010597	DIS	0.010597	DIS	---	---	4.667	TRC	8	TRC	4.667	TRC	<0.000100	---	<0.005000	---	---

Station Name	MC 5.2 C
Sample ID	RESE-1002201
Sample Date	12/8/2011 12:00:00 PM
Basin	Mineral Creek Watershed
Sub-basin	unknown
QC Type	Original data

Surface Water Hydrochemical Data

MONTGOMERY & ASSOCIATES

Parameters and Constituents		Standards														Results				
Name	Units	AZ Agricultural Livestock Watering		AZ Aquatic and Wildlife - Ephemeral Acute		AZ Aquatic and Wildlife - Warm Water Acute		AZ Aquatic and Wildlife - Warm Water Chronic		AZ Full Body Contact		AZ Fish Consumption		AZ Partial Body Contact		Dissolved Results	Total Results	Total Recoverable Results	Field Results	Use Exceeded
		Standard	Fraction	Standard	Fraction	Standard	Fraction	Standard	Fraction	Standard	Fraction	Standard	Fraction	Standard	Fraction					
Metals																				
Sodium	mg/l	---	---	---	---	---	---	---	---	---	---	---	---	---	---	---	---	23.7	---	---
Thallium	mg/l	---	---	---	---	0.7	DIS	0.15	DIS	0.075	TRC	0.001	TRC	0.075	TRC	<0.00100	---	<0.00100	---	AZ Fish Consumption*
Zinc	mg/l	25	TRC	2.0006	DIS	0.2108	DIS	0.2108	DIS	280	TRC	5.106	TRC	280	TRC	<0.0100	---	<0.0100	---	---

The hardness value used for calculation of hardness-dependent standards is the hardness of the sample itself, not the hardness of a receiving water.
* Detection limit exceeds standard
‡ For comparison only - no analysis exists

Station Name	MC 5.2 C
Sample ID	RESE-1002210
Sample Date	2/28/2012 1:15:00 PM
Basin	Mineral Creek Watershed
Sub-basin	unknown
QC Type	Original data

Surface Water Hydrochemical Data

MONTGOMERY & ASSOCIATES

Parameters and Constituents		Standards														Results				
Name	Units	AZ Agricultural Livestock Watering		AZ Aquatic and Wildlife - Ephemeral Acute		AZ Aquatic and Wildlife - Warm Water Acute		AZ Aquatic and Wildlife - Warm Water Chronic		AZ Full Body Contact		AZ Fish Consumption		AZ Partial Body Contact		Dissolved Results	Total Results	Total Recoverable Results	Field Results	Use Exceeded
		Standard	Fraction	Standard	Fraction	Standard	Fraction	Standard	Fraction	Standard	Fraction	Standard	Fraction	Standard	Fraction					
Field Parameters																				
Dissolved oxygen	mg/l	---	---	---	---	6	---	6	---	---	---	---	---	---	---	---	---	---	8.41	---
Flow Rate	gallons/minute	---	---	---	---	---	---	---	---	---	---	---	---	---	---	---	---	---	157.0	---
Specific Conductance (Field)	uS/cm	---	---	---	---	---	---	---	---	---	---	---	---	---	---	---	---	---	504.0	---
Temperature (Field)	Deg C	---	---	---	---	---	---	---	---	---	---	---	---	---	---	---	---	---	14.30	---
Turbidity (Field)	NTUs	---	---	---	---	---	---	---	---	---	---	---	---	---	---	---	---	---	2.66	---
Inorganics																				
Alkalinity (as CaCO3)	mg/l	---	---	---	---	---	---	---	---	---	---	---	---	---	---	---	212	---	---	---
Bicarbonate (Calculated by M&A)	mg/l	---	---	---	---	---	---	---	---	---	---	---	---	---	---	---	249	---	---	---
Bicarbonate Alkalinity (as CaCO3)	mg/l	---	---	---	---	---	---	---	---	---	---	---	---	---	---	---	204	---	---	---
Bromide	mg/l	---	---	---	---	---	---	---	---	---	---	---	---	---	---	---	0.24	---	---	---
Carbonate (Calculated by M&A)	mg/l	---	---	---	---	---	---	---	---	---	---	---	---	---	---	---	4.6	---	---	---
Carbonate Alkalinity (as CaCO3)	mg/l	---	---	---	---	---	---	---	---	---	---	---	---	---	---	---	7.6	---	---	---
Chloride	mg/l	---	---	---	---	---	---	---	---	---	---	---	---	---	---	---	12.20	---	---	---
Fluoride	mg/l	---	---	---	---	---	---	---	---	140	---	---	---	140	---	---	0.41	---	---	---
Hardness (as CaCO3)	mg/l	---	---	---	---	---	---	---	---	---	---	---	---	---	---	---	---	230	---	---
Silica	mg/l	---	---	---	---	---	---	---	---	---	---	---	---	---	---	44.1	---	---	---	---
Sulfate	mg/l	---	---	---	---	---	---	---	---	---	---	---	---	---	---	---	74.9	---	---	---
Lab Parameters																				
Total Dissolved Solids (Laboratory)	mg/l	---	---	---	---	---	---	---	---	---	---	---	---	---	---	---	344	---	---	---
Total Suspended Solids	mg/l	---	---	---	---	---	---	---	---	---	---	---	---	---	---	---	<5.0	---	---	---
Metals																				
Aluminum	mg/l	---	---	---	---	---	---	---	---	---	---	---	---	---	---	<0.080	---	---	---	---
Antimony	mg/l	---	---	---	---	0.088	DIS	0.03	DIS	0.747	TRC	0.64	TRC	0.747	TRC	<0.00300	---	<0.00300	---	---
Arsenic	mg/l	0.2	TRC	0.44	DIS	0.34	DIS	0.15	DIS	0.03	TRC	0.08	TRC	0.28	TRC	<0.0250	---	<0.0250	---	---
Barium	mg/l	---	---	---	---	---	---	---	---	98	TRC	---	---	98	TRC	---	---	0.0379	---	---
Beryllium	mg/l	---	---	---	---	---	---	---	---	1.867	TRC	0.084	TRC	1.867	TRC	---	---	<0.0020	---	---
Boron	mg/l	---	---	---	---	---	---	---	---	186.667	TRC	---	---	186.667	TRC	---	---	<0.040	---	---
Cadmium	mg/l	0.05	---	0.051219	DIS	0.017674	DIS	0.001001	DIS	0.7	TRC	0.084	TRC	0.7	TRC	0.000030 j	---	<0.002000	---	---
Calcium	mg/l	---	---	---	---	---	---	---	---	---	---	---	---	---	---	---	---	63.0	---	---
Chromium	mg/l	1	---	---	---	---	---	---	---	---	---	---	---	---	---	---	---	<0.0060	---	---
Chromium, Hexavalent‡	mg/l	---	---	0.034	DIS	0.016	DIS	0.011	DIS	2.8	TRC	0.15	TRC	2.8	TRC	---	---	<0.0060	---	---
Chromium, Trivalent‡	mg/l	---	---	3.7815	TRC	1.1271	TRC	0.1466	TRC	1400	TRC	75	TRC	1400	TRC	---	---	<0.0060	---	---
Cobalt	mg/l	---	---	---	---	---	---	---	---	---	---	---	---	---	---	<0.0060	---	---	---	---
Copper	mg/l	0.5	TRC	0.05099	DIS	0.02946	DIS	0.01825	DIS	1.3	TRC	---	---	1.3	TRC	0.00155	---	<0.01000	---	---
Iron	mg/l	---	---	---	---	---	---	1	DIS	---	---	---	---	---	---	<0.060	---	---	---	---
Lead	mg/l	0.1	TRC	0.333137	DIS	0.157852	DIS	0.006151	DIS	0.015	TRC	---	---	0.015	TRC	<0.000013	---	<0.003000	---	---
Magnesium	mg/l	---	---	---	---	---	---	---	---	---	---	---	---	---	---	---	---	17.6	---	---
Manganese	mg/l	---	---	---	---	---	---	---	---	130.667	---	---	---	130.667	---	<0.0040	---	0.0049	---	---
Mercury	mg/l	0.01	TRC	0.005	DIS	0.0024	DIS	0.00001	DIS	0.28	TRC	---	---	0.28	TRC	---	<0.00020	---	---	AZ Aquatic and Wildlife - Warm Water Chronic*
Molybdenum	mg/l	---	---	---	---	---	---	---	---	---	---	---	---	---	---	<0.0080	---	---	---	---
Nickel	mg/l	---	---	8.41283	DIS	0.9473	DIS	0.10522	DIS	28	TRC	0.511	TRC	28	TRC	0.00177	---	<0.01000	---	---
Potassium	mg/l	---	---	---	---	---	---	---	---	---	---	---	---	---	---	---	---	1.21	---	---
Selenium	mg/l	0.05	TRC	0.033	TRC	---	---	0.002	TRC	4.667	TRC	0.667	TRC	4.667	TRC	---	---	<0.00028	---	---
Silver	mg/l	---	---	0.013477	DIS	0.013477	DIS	---	---	4.667	TRC	8	TRC	4.667	TRC	<0.000100	---	<0.005000	---	---
Sodium	mg/l	---	---	---	---	---	---	---	---	---	---	---	---	---	---	---	---	27.1	---	---

Station Name	MC 5.2 C
Sample ID	RESE-1002210
Sample Date	2/28/2012 1:15:00 PM
Basin	Mineral Creek Watershed
Sub-basin	unknown
QC Type	Original data

Surface Water Hydrochemical Data

MONTGOMERY & ASSOCIATES

Parameters and Constituents		Standards														Results				
Name	Units	AZ Agricultural Livestock Watering		AZ Aquatic and Wildlife - Ephemeral Acute		AZ Aquatic and Wildlife - Warm Water Acute		AZ Aquatic and Wildlife - Warm Water Chronic		AZ Full Body Contact		AZ Fish Consumption		AZ Partial Body Contact		Dissolved Results	Total Results	Total Recoverable Results	Field Results	Use Exceeded
		Standard	Fraction	Standard	Fraction	Standard	Fraction	Standard	Fraction	Standard	Fraction	Standard	Fraction	Standard	Fraction					
Metals																				
Thallium	mg/l	---	---	---	---	0.7	DIS	0.15	DIS	0.075	TRC	0.001	TRC	0.075	TRC	<0.00100	---	<0.00100	---	AZ Fish Consumption*
Zinc	mg/l	25	TRC	2.2521	DIS	0.2373	DIS	0.2373	DIS	280	TRC	5.106	TRC	280	TRC	<0.0100	---	<0.0100	---	---

The hardness value used for calculation of hardness-dependent standards is the hardness of the sample itself, not the hardness of a receiving water.
* Detection limit exceeds standard
‡ For comparison only - no analysis exists

Station Name	MC 5.2 C
Sample ID	RESE-1002242
Sample Date	5/8/2012 11:30:00 AM
Basin	Mineral Creek Watershed
Sub-basin	unknown
QC Type	Original data

Surface Water Hydrochemical Data

MONTGOMERY & ASSOCIATES

Parameters and Constituents		Standards														Results				
Name	Units	AZ Agricultural Livestock Watering		AZ Aquatic and Wildlife - Ephemeral Acute		AZ Aquatic and Wildlife - Warm Water Acute		AZ Aquatic and Wildlife - Warm Water Chronic		AZ Full Body Contact		AZ Fish Consumption		AZ Partial Body Contact		Dissolved Results	Total Results	Total Recoverable Results	Field Results	Use Exceeded
		Standard	Fraction	Standard	Fraction	Standard	Fraction	Standard	Fraction	Standard	Fraction	Standard	Fraction	Standard	Fraction					
Field Parameters																				
Dissolved oxygen	mg/l	---	---	---	---	6	---	6	---	---	---	---	---	---	---	---	---	---	7.72	---
Flow Rate	gallons/minute	---	---	---	---	---	---	---	---	---	---	---	---	---	---	---	---	---	101.0	---
pH (Field)	s.u.	6.5 - 9	---	6.5 - 9	---	6.5 - 9	---	6.5 - 9	---	6.5 - 9	---	---	---	6.5 - 9	---	---	---	---	8.19	---
Specific Conductance (Field)	uS/cm	---	---	---	---	---	---	---	---	---	---	---	---	---	---	---	---	---	445.0	---
Temperature (Field)	Deg C	---	---	---	---	---	---	---	---	---	---	---	---	---	---	---	---	---	21.31	---
Turbidity (Field)	NTUs	---	---	---	---	---	---	---	---	---	---	---	---	---	---	---	---	---	4.08	---
Inorganics																				
Alkalinity (as CaCO3)	mg/l	---	---	---	---	---	---	---	---	---	---	---	---	---	---	---	204 j-	---	---	---
Bicarbonate (Calculated by M&A)	mg/l	---	---	---	---	---	---	---	---	---	---	---	---	---	---	---	238	---	---	---
Bicarbonate Alkalinity (as CaCO3)	mg/l	---	---	---	---	---	---	---	---	---	---	---	---	---	---	---	195 j-	---	---	---
Bromide	mg/l	---	---	---	---	---	---	---	---	---	---	---	---	---	---	---	0.10 j-	---	---	---
Carbonate (Calculated by M&A)	mg/l	---	---	---	---	---	---	---	---	---	---	---	---	---	---	---	5.0	---	---	---
Carbonate Alkalinity (as CaCO3)	mg/l	---	---	---	---	---	---	---	---	---	---	---	---	---	---	---	8.4 j-	---	---	---
Chloride	mg/l	---	---	---	---	---	---	---	---	---	---	---	---	---	---	---	11.90 j-d	---	---	---
Fluoride	mg/l	---	---	---	---	---	---	---	---	140	---	---	---	140	---	---	0.25 j-	---	---	---
Hardness (as CaCO3)	mg/l	---	---	---	---	---	---	---	---	---	---	---	---	---	---	---	---	219	---	---
Silica	mg/l	---	---	---	---	---	---	---	---	---	---	---	---	---	---	52.3	---	---	---	---
Sulfate	mg/l	---	---	---	---	---	---	---	---	---	---	---	---	---	---	---	59.8 j-d	---	---	---
Lab Parameters																				
Total Dissolved Solids (Laboratory)	mg/l	---	---	---	---	---	---	---	---	---	---	---	---	---	---	---	300 j-	---	---	---
Total Suspended Solids	mg/l	---	---	---	---	---	---	---	---	---	---	---	---	---	---	---	5.0 u j-	---	---	---
Metals																				
Aluminum	mg/l	---	---	---	---	---	---	---	---	---	---	---	---	---	---	<0.0222	---	---	---	---
Antimony	mg/l	---	---	---	---	0.088	DIS	0.03	DIS	0.747	TRC	0.64	TRC	0.747	TRC	<0.00300	---	<0.00015	---	---
Arsenic	mg/l	0.2	TRC	0.44	DIS	0.34	DIS	0.15	DIS	0.03	TRC	0.08	TRC	0.28	TRC	<0.0067	---	<0.0033	---	---
Barium	mg/l	---	---	---	---	---	---	---	---	98	TRC	---	---	98	TRC	---	---	0.0383	---	---
Beryllium	mg/l	---	---	---	---	---	---	---	---	1.867	TRC	0.084	TRC	1.867	TRC	---	---	<0.00031	---	---
Boron	mg/l	---	---	---	---	---	---	---	---	186.667	TRC	---	---	186.667	TRC	---	---	0.0217	---	---
Cadmium	mg/l	0.05	---	0.087609	DIS	0.030232	DIS	0.001468	DIS	0.7	TRC	0.084	TRC	0.7	TRC	<0.000014	---	<0.000290	---	---
Calcium	mg/l	---	---	---	---	---	---	---	---	---	---	---	---	---	---	---	---	60.9	---	---
Chromium	mg/l	1	---	---	---	---	---	---	---	---	---	---	---	---	---	---	---	0.0018 j	---	---
Chromium, Hexavalent‡	mg/l	---	---	0.034	DIS	0.016	DIS	0.011	DIS	2.8	TRC	0.15	TRC	2.8	TRC	---	---	0.0018 j	---	---
Chromium, Trivalent‡	mg/l	---	---	5.9497	TRC	1.7733	TRC	0.2307	TRC	1400	TRC	75	TRC	1400	TRC	---	---	0.0018 j	---	---
Cobalt	mg/l	---	---	---	---	---	---	---	---	---	---	---	---	---	---	<0.0014	---	---	---	---
Copper	mg/l	0.5	TRC	0.08588	DIS	0.04962	DIS	0.02928	DIS	1.3	TRC	---	---	1.3	TRC	0.00150	---	0.00200 j	---	---
Iron	mg/l	---	---	---	---	---	---	1	DIS	---	---	---	---	---	---	<0.0222	---	---	---	---
Lead	mg/l	0.1	TRC	0.592712	DIS	0.280846	DIS	0.010944	DIS	0.015	TRC	---	---	0.015	TRC	<0.000059	---	<0.000072	---	---
Magnesium	mg/l	---	---	---	---	---	---	---	---	---	---	---	---	---	---	---	---	16.2	---	---
Manganese	mg/l	---	---	---	---	---	---	---	---	130.667	---	---	---	130.667	---	0.0049	---	0.0058	---	---
Mercury	mg/l	0.01	TRC	0.005	DIS	0.0024	DIS	0.00001	DIS	0.28	TRC	---	---	0.28	TRC	---	<0.000054	---	---	AZ Aquatic and Wildlife - Warm Water Chronic*
Molybdenum	mg/l	---	---	---	---	---	---	---	---	---	---	---	---	---	---	<0.0081	---	---	---	---
Nickel	mg/l	---	---	13.43579	DIS	1.51289	DIS	0.16804	DIS	28	TRC	0.511	TRC	28	TRC	0.00220	---	<0.00200	---	---
Potassium	mg/l	---	---	---	---	---	---	---	---	---	---	---	---	---	---	---	---	1.11	---	---
Selenium	mg/l	0.05	TRC	0.033	TRC	---	---	0.002	TRC	4.667	TRC	0.667	TRC	4.667	TRC	---	---	<0.00028	---	---
Silver	mg/l	---	---	0.034911	DIS	0.034911	DIS	---	---	4.667	TRC	8	TRC	4.667	TRC	<0.000014	---	<0.000700	---	---

Station Name	MC 5.2 C
Sample ID	RESE-1002242
Sample Date	5/8/2012 11:30:00 AM
Basin	Mineral Creek Watershed
Sub-basin	unknown
QC Type	Original data

Surface Water Hydrochemical Data

MONTGOMERY & ASSOCIATES

Parameters and Constituents		Standards														Results				
Name	Units	AZ Agricultural Livestock Watering		AZ Aquatic and Wildlife - Ephemeral Acute		AZ Aquatic and Wildlife - Warm Water Acute		AZ Aquatic and Wildlife - Warm Water Chronic		AZ Full Body Contact		AZ Fish Consumption		AZ Partial Body Contact		Dissolved Results	Total Results	Total Recoverable Results	Field Results	Use Exceeded
		Standard	Fraction	Standard	Fraction	Standard	Fraction	Standard	Fraction	Standard	Fraction	Standard	Fraction	Standard	Fraction					
Metals																				
Sodium	mg/l	---	---	---	---	---	---	---	---	---	---	---	---	---	---	---	---	25.6	---	---
Strontium (by isotope dilution)	ppm	---	---	---	---	---	---	---	---	---	---	---	---	---	---	---	0.2414	---	---	---
Thallium	mg/l	---	---	---	---	0.7	DIS	0.15	DIS	0.075	TRC	0.001	TRC	0.075	TRC	<0.000008	---	<0.000009	---	---
Zinc	mg/l	25	TRC	3.5994	DIS	0.3793	DIS	0.3793	DIS	280	TRC	5.106	TRC	280	TRC	<0.0026	---	<0.0050	---	---
Radiogenic Isotopes																				
Carbon 14	pmC	---	---	---	---	---	---	---	---	---	---	---	---	---	---	---	101.00	---	---	---
Strontium 87/86	none	---	---	---	---	---	---	---	---	---	---	---	---	---	---	---	0.715186	---	---	---
Tritium	TU	---	---	---	---	---	---	---	---	---	---	---	---	---	---	---	1.38	---	---	---
Stable Isotopes																				
Delta Carbon-13 of DIC	per mil	---	---	---	---	---	---	---	---	---	---	---	---	---	---	---	-14.3	---	---	---
Delta Deuterium	per mil	---	---	---	---	---	---	---	---	---	---	---	---	---	---	---	-66.6	---	---	---
Delta Oxygen-18	per mil	---	---	---	---	---	---	---	---	---	---	---	---	---	---	---	-9.12	---	---	---
Delta Oxygen-18 of Sulfate	per mil	---	---	---	---	---	---	---	---	---	---	---	---	---	---	---	4.7	---	---	---
Delta Sulfur-34	per mil	---	---	---	---	---	---	---	---	---	---	---	---	---	---	---	1.4	---	---	---

The hardness value used for calculation of hardness-dependent standards is the hardness of the sample itself, not the hardness of a receiving water.
* Detection limit exceeds standard
‡ For comparison only - no analysis exists

Station Name	MC 5.2 C
Sample ID	RESE-1003059
Sample Date	8/22/2012 10:45:00 AM
Basin	Mineral Creek Watershed
Sub-basin	unknown
QC Type	Original data

Surface Water Hydrochemical Data

MONTGOMERY & ASSOCIATES

Parameters and Constituents		Standards														Results				
Name	Units	AZ Agricultural Livestock Watering		AZ Aquatic and Wildlife - Ephemeral Acute		AZ Aquatic and Wildlife - Warm Water Acute		AZ Aquatic and Wildlife - Warm Water Chronic		AZ Full Body Contact		AZ Fish Consumption		AZ Partial Body Contact		Dissolved Results	Total Results	Total Recoverable Results	Field Results	Use Exceeded
		Standard	Fraction	Standard	Fraction	Standard	Fraction	Standard	Fraction	Standard	Fraction	Standard	Fraction	Standard	Fraction					
Field Parameters																				
Dissolved oxygen	mg/l	---	---	---	---	6	---	6	---	---	---	---	---	---	---	---	---	---	6.51	---
Flow Rate	gallons/minute	---	---	---	---	---	---	---	---	---	---	---	---	---	---	---	---	---	175.0 j	---
pH (Field)	s.u.	6.5 - 9	---	6.5 - 9	---	6.5 - 9	---	6.5 - 9	---	6.5 - 9	---	---	---	6.5 - 9	---	---	---	---	7.87	---
Specific Conductance (Field)	uS/cm	---	---	---	---	---	---	---	---	---	---	---	---	---	---	---	---	---	385.0	---
Temperature (Field)	Deg C	---	---	---	---	---	---	---	---	---	---	---	---	---	---	---	---	---	23.60	---
Turbidity (Field)	NTUs	---	---	---	---	---	---	---	---	---	---	---	---	---	---	---	---	---	>1100.00	---
Inorganics																				
Alkalinity (as CaCO3)	mg/l	---	---	---	---	---	---	---	---	---	---	---	---	---	---	---	212	---	---	---
Bicarbonate (Calculated by M&A)	mg/l	---	---	---	---	---	---	---	---	---	---	---	---	---	---	---	259	---	---	---
Bicarbonate Alkalinity (as CaCO3)	mg/l	---	---	---	---	---	---	---	---	---	---	---	---	---	---	---	212	---	---	---
Bromide	mg/l	---	---	---	---	---	---	---	---	---	---	---	---	---	---	---	<0.10	---	---	---
Carbonate (Calculated by M&A)	mg/l	---	---	---	---	---	---	---	---	---	---	---	---	---	---	---	--	---	---	---
Carbonate Alkalinity (as CaCO3)	mg/l	---	---	---	---	---	---	---	---	---	---	---	---	---	---	---	<1.0	---	---	---
Chloride	mg/l	---	---	---	---	---	---	---	---	---	---	---	---	---	---	---	6.00	---	---	---
Fluoride	mg/l	---	---	---	---	---	---	---	---	140	---	---	---	140	---	---	0.40	---	---	---
Hardness (as CaCO3)	mg/l	---	---	---	---	---	---	---	---	---	---	---	---	---	---	---	---	386	---	---
Silica	mg/l	---	---	---	---	---	---	---	---	---	---	---	---	---	---	29.5	---	---	---	---
Sulfate	mg/l	---	---	---	---	---	---	---	---	---	---	---	---	---	---	---	28.7	---	---	---
Lab Parameters																				
Total Dissolved Solids (Laboratory)	mg/l	---	---	---	---	---	---	---	---	---	---	---	---	---	---	---	280	---	---	---
Total Suspended Solids	mg/l	---	---	---	---	---	---	---	---	---	---	---	---	---	---	---	2630.0	---	---	---
Metals																				
Aluminum	mg/l	---	---	---	---	---	---	---	---	---	---	---	---	---	---	0.118	---	---	---	---
Antimony	mg/l	---	---	---	---	0.088	DIS	0.03	DIS	0.747	TRC	0.64	TRC	0.747	TRC	<0.00300	---	<0.00300	---	---
Arsenic	mg/l	0.2	TRC	0.44	DIS	0.34	DIS	0.15	DIS	0.03	TRC	0.08	TRC	0.28	TRC	<0.0250	---	0.0430	---	AZ Full Body Contact
Barium	mg/l	---	---	---	---	---	---	---	---	98	TRC	---	---	98	TRC	---	---	0.8570	---	---
Beryllium	mg/l	---	---	---	---	---	---	---	---	1.867	TRC	0.084	TRC	1.867	TRC	---	---	0.0051	---	---
Boron	mg/l	---	---	---	---	---	---	---	---	186.667	TRC	---	---	186.667	TRC	---	---	0.073	---	---
Cadmium	mg/l	0.05	---	0.084635	DIS	0.029205	DIS	0.001432	DIS	0.7	TRC	0.084	TRC	0.7	TRC	0.000020 j	---	0.004100	---	---
Calcium	mg/l	---	---	---	---	---	---	---	---	---	---	---	---	---	---	---	---	95.1	---	---
Chromium	mg/l	1	---	---	---	---	---	---	---	---	---	---	---	---	---	---	---	0.0580	---	---
Chromium, Hexavalent‡	mg/l	---	---	0.034	DIS	0.016	DIS	0.011	DIS	2.8	TRC	0.15	TRC	2.8	TRC	---	---	0.0580	---	AZ Aquatic and Wildlife - Ephemeral Acute AZ Aquatic and Wildlife - Warm Water Acute AZ Aquatic and Wildlife - Warm Water Chronic
Chromium, Trivalent‡	mg/l	---	---	5.7786	TRC	1.7223	TRC	0.224	TRC	1400	TRC	75	TRC	1400	TRC	---	---	0.0580	---	---
Cobalt	mg/l	---	---	---	---	---	---	---	---	---	---	---	---	---	---	<0.0060	---	---	---	---
Copper	mg/l	0.5	TRC	0.08304	DIS	0.04798	DIS	0.0284	DIS	1.3	TRC	---	---	1.3	TRC	0.01330	---	0.70200	---	AZ Agricultural Livestock Watering
Iron	mg/l	---	---	---	---	---	---	1	DIS	---	---	---	---	---	---	0.086	---	---	---	---
Lead	mg/l	0.1	TRC	0.571423	DIS	0.270759	DIS	0.010551	DIS	0.015	TRC	---	---	0.015	TRC	0.000322 j	---	0.222000	---	AZ Agricultural Livestock Watering AZ Full Body Contact AZ Partial Body Contact
Magnesium	mg/l	---	---	---	---	---	---	---	---	---	---	---	---	---	---	---	---	36.1	---	---
Manganese	mg/l	---	---	---	---	---	---	---	---	130.667	---	---	---	130.667	---	0.0084	---	8.2300	---	---
Mercury	mg/l	0.01	TRC	0.005	DIS	0.0024	DIS	0.00001	DIS	0.28	TRC	---	---	0.28	TRC	---	0.00026	---	---	AZ Aquatic and Wildlife - Warm Water Chronic
Molybdenum	mg/l	---	---	---	---	---	---	---	---	---	---	---	---	---	---	0.0120	---	---	---	---

Station Name	MC 5.2 C
Sample ID	RESE-1003059
Sample Date	8/22/2012 10:45:00 AM
Basin	Mineral Creek Watershed
Sub-basin	unknown
QC Type	Original data

Surface Water Hydrochemical Data

MONTGOMERY & ASSOCIATES

Parameters and Constituents		Standards														Results				
Name	Units	AZ Agricultural Livestock Watering		AZ Aquatic and Wildlife - Ephemeral Acute		AZ Aquatic and Wildlife - Warm Water Acute		AZ Aquatic and Wildlife - Warm Water Chronic		AZ Full Body Contact		AZ Fish Consumption		AZ Partial Body Contact		Dissolved Results	Total Results	Total Recoverable Results	Field Results	Use Exceeded
		Standard	Fraction	Standard	Fraction	Standard	Fraction	Standard	Fraction	Standard	Fraction	Standard	Fraction	Standard	Fraction					
Metals																				
Nickel	mg/l	---	---	13.03687	DIS	1.46797	DIS	0.16305	DIS	28	TRC	0.511	TRC	28	TRC	0.00290	---	0.11400	---	---
Potassium	mg/l	---	---	---	---	---	---	---	---	---	---	---	---	---	---	---	---	19.90	---	---
Selenium	mg/l	0.05	TRC	0.033	TRC	---	---	0.002	TRC	4.667	TRC	0.667	TRC	4.667	TRC	---	---	0.00178 jd	---	---
Silver	mg/l	---	---	0.032836	DIS	0.032836	DIS	---	---	4.667	TRC	8	TRC	4.667	TRC	<0.000100	---	<0.005000	---	---
Sodium	mg/l	---	---	---	---	---	---	---	---	---	---	---	---	---	---	---	---	13.6	---	---
Thallium	mg/l	---	---	---	---	0.7	DIS	0.15	DIS	0.075	TRC	0.001	TRC	0.075	TRC	<0.00100	---	<0.00100	---	AZ Fish Consumption*
Zinc	mg/l	25	TRC	3.4924	DIS	0.368	DIS	0.368	DIS	280	TRC	5.106	TRC	280	TRC	<0.0100	---	0.7840	---	---

The hardness value used for calculation of hardness-dependent standards is the hardness of the sample itself, not the hardness of a receiving water.
* Detection limit exceeds standard
‡ For comparison only - no analysis exists

Station Name	MC 5.2 C
Sample ID	RESE-1003069
Sample Date	11/28/2012 10:20:00 AM
Basin	Mineral Creek Watershed
Sub-basin	unknown
QC Type	Original data

Surface Water Hydrochemical Data

MONTGOMERY & ASSOCIATES

Parameters and Constituents		Standards														Results				
Name	Units	AZ Agricultural Livestock Watering		AZ Aquatic and Wildlife - Ephemeral Acute		AZ Aquatic and Wildlife - Warm Water Acute		AZ Aquatic and Wildlife - Warm Water Chronic		AZ Full Body Contact		AZ Fish Consumption		AZ Partial Body Contact		Dissolved Results	Total Results	Total Recoverable Results	Field Results	Use Exceeded
		Standard	Fraction	Standard	Fraction	Standard	Fraction	Standard	Fraction	Standard	Fraction	Standard	Fraction	Standard	Fraction					
Field Parameters																				
Dissolved oxygen	mg/l	---	---	---	---	6	---	6	---	---	---	---	---	---	---	---	---	---	7.99	---
Flow Rate	gallons/minute	---	---	---	---	---	---	---	---	---	---	---	---	---	---	---	---	---	37.3	---
pH (Field)	s.u.	6.5 - 9	---	6.5 - 9	---	6.5 - 9	---	6.5 - 9	---	6.5 - 9	---	---	---	6.5 - 9	---	---	---	---	7.89	---
Specific Conductance (Field)	uS/cm	---	---	---	---	---	---	---	---	---	---	---	---	---	---	---	---	---	481.8	---
Temperature (Field)	Deg C	---	---	---	---	---	---	---	---	---	---	---	---	---	---	---	---	---	14.60	---
Turbidity (Field)	NTUs	---	---	---	---	---	---	---	---	---	---	---	---	---	---	---	---	---	10.00	---
Inorganics																				
Alkalinity (as CaCO3)	mg/l	---	---	---	---	---	---	---	---	---	---	---	---	---	---	---	205	---	---	---
Bicarbonate (Calculated by M&A)	mg/l	---	---	---	---	---	---	---	---	---	---	---	---	---	---	---	250	---	---	---
Bicarbonate Alkalinity (as CaCO3)	mg/l	---	---	---	---	---	---	---	---	---	---	---	---	---	---	---	205	---	---	---
Bromide	mg/l	---	---	---	---	---	---	---	---	---	---	---	---	---	---	---	<0.10	---	---	---
Carbonate (Calculated by M&A)	mg/l	---	---	---	---	---	---	---	---	---	---	---	---	---	---	---	--	---	---	---
Carbonate Alkalinity (as CaCO3)	mg/l	---	---	---	---	---	---	---	---	---	---	---	---	---	---	---	<1.0	---	---	---
Chloride	mg/l	---	---	---	---	---	---	---	---	---	---	---	---	---	---	---	10.60	---	---	---
Fluoride	mg/l	---	---	---	---	---	---	---	---	140	---	---	---	140	---	---	0.29	---	---	---
Hardness (as CaCO3)	mg/l	---	---	---	---	---	---	---	---	---	---	---	---	---	---	---	---	209	---	---
Silica	mg/l	---	---	---	---	---	---	---	---	---	---	---	---	---	---	55.8	---	---	---	---
Sulfate	mg/l	---	---	---	---	---	---	---	---	---	---	---	---	---	---	---	49.3	---	---	---
Lab Parameters																				
Total Dissolved Solids (Laboratory)	mg/l	---	---	---	---	---	---	---	---	---	---	---	---	---	---	---	316	---	---	---
Total Suspended Solids	mg/l	---	---	---	---	---	---	---	---	---	---	---	---	---	---	---	<5.0	---	---	---
Metals																				
Aluminum	mg/l	---	---	---	---	---	---	---	---	---	---	---	---	---	---	<0.080	---	---	---	---
Antimony	mg/l	---	---	---	---	0.088	DIS	0.03	DIS	0.747	TRC	0.64	TRC	0.747	TRC	<0.00300	---	<0.00300	---	---
Arsenic	mg/l	0.2	TRC	0.44	DIS	0.34	DIS	0.15	DIS	0.03	TRC	0.08	TRC	0.28	TRC	<0.0250	---	<0.0250	---	---
Barium	mg/l	---	---	---	---	---	---	---	---	98	TRC	---	---	98	TRC	---	---	0.0384	---	---
Beryllium	mg/l	---	---	---	---	---	---	---	---	1.867	TRC	0.084	TRC	1.867	TRC	---	---	<0.0020	---	---
Boron	mg/l	---	---	---	---	---	---	---	---	186.667	TRC	---	---	186.667	TRC	---	---	<0.040	---	---
Cadmium	mg/l	0.05	---	0.046673	DIS	0.016106	DIS	0.000936	DIS	0.7	TRC	0.084	TRC	0.7	TRC	<0.000014	---	<0.002000	---	---
Calcium	mg/l	---	---	---	---	---	---	---	---	---	---	---	---	---	---	---	---	59.7	---	---
Chromium	mg/l	1	---	---	---	---	---	---	---	---	---	---	---	---	---	---	---	<0.0060	---	---
Chromium, Hexavalent‡	mg/l	---	---	0.034	DIS	0.016	DIS	0.011	DIS	2.8	TRC	0.15	TRC	2.8	TRC	---	---	<0.0060	---	---
Chromium, Trivalent‡	mg/l	---	---	3.4963	TRC	1.0421	TRC	0.1356	TRC	1400	TRC	75	TRC	1400	TRC	---	---	<0.0060	---	---
Cobalt	mg/l	---	---	---	---	---	---	---	---	---	---	---	---	---	---	<0.0060	---	---	---	---
Copper	mg/l	0.5	TRC	0.04659	DIS	0.02692	DIS	0.01681	DIS	1.3	TRC	---	---	1.3	TRC	<0.00100	---	<0.01000	---	---
Iron	mg/l	---	---	---	---	---	---	1	DIS	---	---	---	---	---	---	<0.060	---	---	---	---
Lead	mg/l	0.1	TRC	0.301055	DIS	0.14265	DIS	0.005559	DIS	0.015	TRC	---	---	0.015	TRC	<0.000058	---	<0.003000	---	---
Magnesium	mg/l	---	---	---	---	---	---	---	---	---	---	---	---	---	---	---	---	14.5	---	---
Manganese	mg/l	---	---	---	---	---	---	---	---	130.667	---	---	---	130.667	---	0.0499	---	0.0693	---	---
Mercury	mg/l	0.01	TRC	0.005	DIS	0.0024	DIS	0.00001	DIS	0.28	TRC	---	---	0.28	TRC	---	<0.00020	---	---	AZ Aquatic and Wildlife - Warm Water Chronic*
Molybdenum	mg/l	---	---	---	---	---	---	---	---	---	---	---	---	---	---	<0.0080	---	---	---	---
Nickel	mg/l	---	---	7.75826	DIS	0.87359	DIS	0.09703	DIS	28	TRC	0.511	TRC	28	TRC	<0.00100	---	<0.01000	---	---
Potassium	mg/l	---	---	---	---	---	---	---	---	---	---	---	---	---	---	---	---	1.28	---	---
Selenium	mg/l	0.05	TRC	0.033	TRC	---	---	0.002	TRC	4.667	TRC	0.667	TRC	4.667	TRC	---	---	<0.00028	---	---
Silver	mg/l	---	---	0.011431	DIS	0.011431	DIS	---	---	4.667	TRC	8	TRC	4.667	TRC	<0.000100	---	<0.005000	---	---

Station Name	MC 5.2 C
Sample ID	RESE-1003069
Sample Date	11/28/2012 10:20:00 AM
Basin	Mineral Creek Watershed
Sub-basin	unknown
QC Type	Original data

Surface Water Hydrochemical Data

MONTGOMERY & ASSOCIATES

Parameters and Constituents		Standards														Results				
Name	Units	AZ Agricultural Livestock Watering		AZ Aquatic and Wildlife - Ephemeral Acute		AZ Aquatic and Wildlife - Warm Water Acute		AZ Aquatic and Wildlife - Warm Water Chronic		AZ Full Body Contact		AZ Fish Consumption		AZ Partial Body Contact		Dissolved Results	Total Results	Total Recoverable Results	Field Results	Use Exceeded
		Standard	Fraction	Standard	Fraction	Standard	Fraction	Standard	Fraction	Standard	Fraction	Standard	Fraction	Standard	Fraction					
Metals																				
Sodium	mg/l	---	---	---	---	---	---	---	---	---	---	---	---	---	---	---	---	22.6	---	---
Thallium	mg/l	---	---	---	---	0.7	DIS	0.15	DIS	0.075	TRC	0.001	TRC	0.075	TRC	<0.00100	---	<0.00100	---	AZ Fish Consumption*
Zinc	mg/l	25	TRC	2.0767	DIS	0.2188	DIS	0.2188	DIS	280	TRC	5.106	TRC	280	TRC	<0.0100	---	<0.0100	---	---

The hardness value used for calculation of hardness-dependent standards is the hardness of the sample itself, not the hardness of a receiving water.
* Detection limit exceeds standard
‡ For comparison only - no analysis exists

Station Name	MC 5.2 C
Sample ID	RESE-1003079
Sample Date	2/4/2013 10:46:00 AM
Basin	Mineral Creek Watershed
Sub-basin	unknown
QC Type	Original data

Surface Water Hydrochemical Data

MONTGOMERY & ASSOCIATES

Parameters and Constituents		Standards														Results				
Name	Units	AZ Agricultural Livestock Watering		AZ Aquatic and Wildlife - Ephemeral Acute		AZ Aquatic and Wildlife - Warm Water Acute		AZ Aquatic and Wildlife - Warm Water Chronic		AZ Full Body Contact		AZ Fish Consumption		AZ Partial Body Contact		Dissolved Results	Total Results	Total Recoverable Results	Field Results	Use Exceeded
		Standard	Fraction	Standard	Fraction	Standard	Fraction	Standard	Fraction	Standard	Fraction	Standard	Fraction	Standard	Fraction					
Field Parameters																				
Dissolved oxygen	mg/l	---	---	---	---	6	---	6	---	---	---	---	---	---	---	---	---	---	4.36	AZ Aquatic and Wildlife - Warm Water Acute† AZ Aquatic and Wildlife - Warm Water Chronic†
Flow Rate	gallons/minute	---	---	---	---	---	---	---	---	---	---	---	---	---	---	---	---	---	265.0	---
pH (Field)	s.u.	6.5 - 9	---	6.5 - 9	---	6.5 - 9	---	6.5 - 9	---	6.5 - 9	---	---	---	6.5 - 9	---	---	---	---	8.07	---
Specific Conductance (Field)	uS/cm	---	---	---	---	---	---	---	---	---	---	---	---	---	---	---	---	---	414.0	---
Temperature (Field)	Deg C	---	---	---	---	---	---	---	---	---	---	---	---	---	---	---	---	---	13.32	---
Turbidity (Field)	NTUs	---	---	---	---	---	---	---	---	---	---	---	---	---	---	---	---	---	2.67	---
Inorganics																				
Alkalinity (as CaCO3)	mg/l	---	---	---	---	---	---	---	---	---	---	---	---	---	---	---	179	---	---	---
Bicarbonate (Calculated by M&A)	mg/l	---	---	---	---	---	---	---	---	---	---	---	---	---	---	---	218	---	---	---
Bicarbonate Alkalinity (as CaCO3)	mg/l	---	---	---	---	---	---	---	---	---	---	---	---	---	---	---	179	---	---	---
Bromide	mg/l	---	---	---	---	---	---	---	---	---	---	---	---	---	---	---	0.11	---	---	---
Carbonate (Calculated by M&A)	mg/l	---	---	---	---	---	---	---	---	---	---	---	---	---	---	---	--	---	---	---
Carbonate Alkalinity (as CaCO3)	mg/l	---	---	---	---	---	---	---	---	---	---	---	---	---	---	---	<1.0	---	---	---
Chloride	mg/l	---	---	---	---	---	---	---	---	---	---	---	---	---	---	---	11.60	---	---	---
Fluoride	mg/l	---	---	---	---	---	---	---	---	140	---	---	---	140	---	---	0.20	---	---	---
Hardness (as CaCO3)	mg/l	---	---	---	---	---	---	---	---	---	---	---	---	---	---	---	---	201	---	---
Silica	mg/l	---	---	---	---	---	---	---	---	---	---	---	---	---	---	41.4	---	---	---	---
Sulfate	mg/l	---	---	---	---	---	---	---	---	---	---	---	---	---	---	---	72.4	---	---	---
Lab Parameters																				
Total Dissolved Solids (Laboratory)	mg/l	---	---	---	---	---	---	---	---	---	---	---	---	---	---	---	332	---	---	---
Total Suspended Solids	mg/l	---	---	---	---	---	---	---	---	---	---	---	---	---	---	---	5.0	---	---	---
Metals																				
Aluminum	mg/l	---	---	---	---	---	---	---	---	---	---	---	---	---	---	<0.080	---	---	---	---
Antimony	mg/l	---	---	---	---	0.088	DIS	0.03	DIS	0.747	TRC	0.64	TRC	0.747	TRC	<0.00300	---	<0.00300	---	---
Arsenic	mg/l	0.2	TRC	0.44	DIS	0.34	DIS	0.15	DIS	0.03	TRC	0.08	TRC	0.28	TRC	<0.0250	---	<0.0250	---	---
Barium	mg/l	---	---	---	---	---	---	---	---	98	TRC	---	---	98	TRC	---	---	0.0392	---	---
Beryllium	mg/l	---	---	---	---	---	---	---	---	1.867	TRC	0.084	TRC	1.867	TRC	---	---	<0.0020	---	---
Boron	mg/l	---	---	---	---	---	---	---	---	186.667	TRC	---	---	186.667	TRC	---	---	<0.040	---	---
Cadmium	mg/l	0.05	---	0.044938	DIS	0.015507	DIS	0.000911	DIS	0.7	TRC	0.084	TRC	0.7	TRC	<0.000014	---	<0.002000	---	---
Calcium	mg/l	---	---	---	---	---	---	---	---	---	---	---	---	---	---	---	---	55.9	---	---
Chromium	mg/l	1	---	---	---	---	---	---	---	---	---	---	---	---	---	---	---	<0.0060	---	---
Chromium, Hexavalent‡	mg/l	---	---	0.034	DIS	0.016	DIS	0.011	DIS	2.8	TRC	0.15	TRC	2.8	TRC	---	---	<0.0060	---	---
Chromium, Trivalent‡	mg/l	---	---	3.3863	TRC	1.0093	TRC	0.1313	TRC	1400	TRC	75	TRC	1400	TRC	---	---	<0.0060	---	---
Cobalt	mg/l	---	---	---	---	---	---	---	---	---	---	---	---	---	---	<0.0060	---	---	---	---
Copper	mg/l	0.5	TRC	0.04491	DIS	0.02594	DIS	0.01626	DIS	1.3	TRC	---	---	1.3	TRC	0.00574	---	<0.01000	---	---
Iron	mg/l	---	---	---	---	---	---	1	DIS	---	---	---	---	---	---	<0.060	---	---	---	---
Lead	mg/l	0.1	TRC	0.288846	DIS	0.136865	DIS	0.005333	DIS	0.015	TRC	---	---	0.015	TRC	0.000165 j	---	<0.003000	---	---
Magnesium	mg/l	---	---	---	---	---	---	---	---	---	---	---	---	---	---	---	---	15.0	---	---
Manganese	mg/l	---	---	---	---	---	---	---	---	130.667	---	---	---	130.667	---	0.0182	---	0.0255	---	---
Mercury	mg/l	0.01	TRC	0.005	DIS	0.0024	DIS	0.00001	DIS	0.28	TRC	---	---	0.28	TRC	---	<0.00020	---	---	AZ Aquatic and Wildlife - Warm Water Chronic*
Molybdenum	mg/l	---	---	---	---	---	---	---	---	---	---	---	---	---	---	<0.0080	---	---	---	---
Nickel	mg/l	---	---	7.50627	DIS	0.84522	DIS	0.09388	DIS	28	TRC	0.511	TRC	28	TRC	0.00246	---	<0.01000	---	---
Potassium	mg/l	---	---	---	---	---	---	---	---	---	---	---	---	---	---	---	---	1.48	---	---
Selenium	mg/l	0.05	TRC	0.033	TRC	---	---	0.002	TRC	4.667	TRC	0.667	TRC	4.667	TRC	---	---	0.00050 jd	---	---
Silver	mg/l	---	---	0.010688	DIS	0.010688	DIS	---	---	4.667	TRC	8	TRC	4.667	TRC	<0.000100	---	<0.005000	---	---

Station Name	MC 5.2 C
Sample ID	RESE-1003079
Sample Date	2/4/2013 10:46:00 AM
Basin	Mineral Creek Watershed
Sub-basin	unknown
QC Type	Original data

Surface Water Hydrochemical Data

MONTGOMERY & ASSOCIATES

Parameters and Constituents		Standards														Results				
Name	Units	AZ Agricultural Livestock Watering		AZ Aquatic and Wildlife - Ephemeral Acute		AZ Aquatic and Wildlife - Warm Water Acute		AZ Aquatic and Wildlife - Warm Water Chronic		AZ Full Body Contact		AZ Fish Consumption		AZ Partial Body Contact		Dissolved Results	Total Results	Total Recoverable Results	Field Results	Use Exceeded
		Standard	Fraction	Standard	Fraction	Standard	Fraction	Standard	Fraction	Standard	Fraction	Standard	Fraction	Standard	Fraction					
Metals																				
Sodium	mg/l	---	---	---	---	---	---	---	---	---	---	---	---	---	---	---	---	24.2	---	---
Thallium	mg/l	---	---	---	---	0.7	DIS	0.15	DIS	0.075	TRC	0.001	TRC	0.075	TRC	<0.00100	---	<0.00100	---	AZ Fish Consumption*
Zinc	mg/l	25	TRC	2.0091	DIS	0.2117	DIS	0.2117	DIS	280	TRC	5.106	TRC	280	TRC	<0.0100	---	<0.0100	---	---

The hardness value used for calculation of hardness-dependent standards is the hardness of the sample itself, not the hardness of a receiving water.
* Detection limit exceeds standard
† Exceedance is considered less than regulatory limit
‡ For comparison only - no analysis exists

Explanation of Codes

Absent = Analyte not present	ND = Not Detected
ge = Greater than or equal to reported value	Not Applicable = Analyte not applicable
i = Insufficient sample	q = Uncertain value
j = Estimated value	r = Unusable data
j+ = Estimated value, high bias	< = Less than reported detection limit
j- = Estimated value, low bias	> = Greater than reported value
Lost = Sample lost in processing	d = Diluted. Diluted samples are indicated only when value is estimated.
n = Not measured	LD = Laboratory duplicate
na = Not available	SP = Split sample
Present = Analyte was detected	SPD = Split-Duplicate

Station Name	MC 3.4 W
Sample ID	RESE-1002041
Sample Date	11/13/2008 4:00:00 PM
Basin	Mineral Creek Watershed
Sub-basin	unknown
QC Type	Original data

Surface Water Hydrochemical Data

MONTGOMERY & ASSOCIATES

Parameters and Constituents		Standards														Results				
Name	Units	AZ Agricultural Livestock Watering		AZ Aquatic and Wildlife - Ephemeral Acute		AZ Aquatic and Wildlife - Warm Water Acute		AZ Aquatic and Wildlife - Warm Water Chronic		AZ Full Body Contact		AZ Fish Consumption		AZ Partial Body Contact		Dissolved Results	Total Results	Total Recoverable Results	Field Results	Use Exceeded
		Standard	Fraction	Standard	Fraction	Standard	Fraction	Standard	Fraction	Standard	Fraction	Standard	Fraction	Standard	Fraction					
Field Parameters																				
Dissolved oxygen	mg/l	---	---	---	---	6	---	6	---	---	---	---	---	---	---	---	---	---	8.06	---
Flow Rate	gallons/minute	---	---	---	---	---	---	---	---	---	---	---	---	---	---	---	---	---	1.5 j	---
pH (Field)	s.u.	6.5 - 9	---	6.5 - 9	---	6.5 - 9	---	6.5 - 9	---	6.5 - 9	---	---	---	6.5 - 9	---	---	---	---	8.08	---
Specific Conductance (Field)	uS/cm	---	---	---	---	---	---	---	---	---	---	---	---	---	---	---	---	---	268.0	---
Temperature (Field)	Deg C	---	---	---	---	---	---	---	---	---	---	---	---	---	---	---	---	---	15.50	---
Turbidity (Field)	NTUs	---	---	---	---	---	---	---	---	---	---	---	---	---	---	---	---	---	1.39	---
Inorganics																				
Alkalinity (as CaCO3)	mg/l	---	---	---	---	---	---	---	---	---	---	---	---	---	---	---	201	---	---	---
Bicarbonate (Calculated by M&A)	mg/l	---	---	---	---	---	---	---	---	---	---	---	---	---	---	---	245	---	---	---
Bicarbonate Alkalinity (as CaCO3)	mg/l	---	---	---	---	---	---	---	---	---	---	---	---	---	---	---	201	---	---	---
Bromide	mg/l	---	---	---	---	---	---	---	---	---	---	---	---	---	---	---	<0.100	---	---	---
Carbonate (Calculated by M&A)	mg/l	---	---	---	---	---	---	---	---	---	---	---	---	---	---	---	--	---	---	---
Carbonate Alkalinity (as CaCO3)	mg/l	---	---	---	---	---	---	---	---	---	---	---	---	---	---	---	<1.0	---	---	---
Chloride	mg/l	---	---	---	---	---	---	---	---	---	---	---	---	---	---	---	5.22	---	---	---
Fluoride	mg/l	---	---	---	---	---	---	---	---	140	---	---	---	140	---	---	0.519	---	---	---
Hardness (as CaCO3)	mg/l	---	---	---	---	---	---	---	---	---	---	---	---	---	---	101.0	---	---	---	---
Nitrate as N	mg/l	---	---	---	---	---	---	---	---	3733.33	---	---	---	3733.33	---	---	<0.20	---	---	---
Nitrate+Nitrite as N	mg/l	---	---	---	---	---	---	---	---	---	---	---	---	---	---	---	<0.30	---	---	---
Nitrate+Nitrite as N (calculated by M&A)	mg/l	---	---	---	---	---	---	---	---	3733.33	---	---	---	3733.33	---	---	--	---	---	---
Nitrite as N	mg/l	---	---	---	---	---	---	---	---	233.33	---	---	---	233.33	---	---	<0.20	---	---	---
Orthophosphate as P	mg/l	---	---	---	---	---	---	---	---	---	---	---	---	---	---	---	<0.20	---	---	---
Silica	mg/l	---	---	---	---	---	---	---	---	---	---	---	---	---	---	79.8	---	---	---	---
Sulfate	mg/l	---	---	---	---	---	---	---	---	---	---	---	---	---	---	---	4.40	---	---	---
Lab Parameters																				
Total Dissolved Solids (Laboratory)	mg/l	---	---	---	---	---	---	---	---	---	---	---	---	---	---	---	220	---	---	---
Total Suspended Solids	mg/l	---	---	---	---	---	---	---	---	---	---	---	---	---	---	---	<5.0	---	---	---
Metals																				
Aluminum	mg/l	---	---	---	---	---	---	---	---	---	---	---	---	---	---	<0.080	---	---	---	---
Antimony	mg/l	---	---	---	---	0.088	DIS	0.03	DIS	0.747	TRC	0.64	TRC	0.747	TRC	<0.00300	---	<0.00300	---	---
Arsenic	mg/l	0.2	TRC	0.44	DIS	0.34	DIS	0.15	DIS	0.03	TRC	0.08	TRC	0.28	TRC	<0.0250	---	<0.0250	---	---
Barium	mg/l	---	---	---	---	---	---	---	---	98	TRC	---	---	98	TRC	0.0180	---	---	---	---
Beryllium	mg/l	---	---	---	---	---	---	---	---	1.867	TRC	0.084	TRC	1.867	TRC	<0.00200	---	<0.00200	---	---
Boron	mg/l	---	---	---	---	---	---	---	---	186.667	TRC	---	---	186.667	TRC	---	---	<0.040	---	---
Cadmium	mg/l	0.05	---	0.023027	DIS	0.007946	DIS	0.000565	DIS	0.7	TRC	0.084	TRC	0.7	TRC	<0.000200	---	<0.002000	---	---
Calcium	mg/l	---	---	---	---	---	---	---	---	---	---	---	---	---	---	---	---	31.2	---	---
Chromium	mg/l	1	---	---	---	---	---	---	---	---	---	---	---	---	---	---	---	<0.0060	---	---
Chromium, Hexavalent‡	mg/l	---	---	0.034	DIS	0.016	DIS	0.011	DIS	2.8	TRC	0.15	TRC	2.8	TRC	---	---	<0.0060	---	---
Chromium, Trivalent‡	mg/l	---	---	1.9273	TRC	0.5744	TRC	0.0747	TRC	1400	TRC	75	TRC	1400	TRC	---	---	<0.0060	---	---
Cobalt	mg/l	---	---	---	---	---	---	---	---	---	---	---	---	---	---	<0.0060	---	---	---	---
Copper	mg/l	0.5	TRC	0.02348	DIS	0.01357	DIS	0.00903	DIS	1.3	TRC	---	---	1.3	TRC	<0.00100	---	<0.01000	---	---
Iron	mg/l	---	---	---	---	---	---	1	DIS	---	---	---	---	---	---	<0.060	---	---	---	---
Lead	mg/l	0.1	TRC	0.13778	DIS	0.065285	DIS	0.002544	DIS	0.015	TRC	---	---	0.015	TRC	<0.003000	---	<0.003000	---	AZ Aquatic and Wildlife - Warm Water Chronic*
Magnesium	mg/l	---	---	---	---	---	---	---	---	---	---	---	---	---	---	---	---	5.53	---	---
Manganese	mg/l	---	---	---	---	---	---	---	---	130.667	---	---	---	130.667	---	<0.0040	---	0.0078	---	---
Mercury	mg/l	0.01	TRC	0.005	DIS	0.0024	DIS	0.00001	DIS	0.28	TRC	---	---	0.28	TRC	<0.00020	<0.00020	---	---	AZ Aquatic and Wildlife - Warm Water Chronic*
Molybdenum	mg/l	---	---	---	---	---	---	---	---	---	---	---	---	---	---	<0.0080	---	---	---	---

Station Name	MC 3.4 W
Sample ID	RESE-1002041
Sample Date	11/13/2008 4:00:00 PM
Basin	Mineral Creek Watershed
Sub-basin	unknown
QC Type	Original data

Surface Water Hydrochemical Data

MONTGOMERY & ASSOCIATES

Parameters and Constituents		Standards														Results				
Name	Units	AZ Agricultural Livestock Watering		AZ Aquatic and Wildlife - Ephemeral Acute		AZ Aquatic and Wildlife - Warm Water Acute		AZ Aquatic and Wildlife - Warm Water Chronic		AZ Full Body Contact		AZ Fish Consumption		AZ Partial Body Contact		Dissolved Results	Total Results	Total Recoverable Results	Field Results	Use Exceeded
		Standard	Fraction	Standard	Fraction	Standard	Fraction	Standard	Fraction	Standard	Fraction	Standard	Fraction	Standard	Fraction					
Metals																				
Nickel	mg/l	---	---	4.1935	DIS	0.47219	DIS	0.05245	DIS	28	TRC	0.511	TRC	28	TRC	<0.01000	---	<0.01000	---	---
Potassium	mg/l	---	---	---	---	---	---	---	---	---	---	---	---	---	---	---	---	<0.50	---	---
Selenium	mg/l	0.05	TRC	0.033	TRC	---	---	0.002	TRC	4.667	TRC	0.667	TRC	4.667	TRC	---	---	<0.00300	---	AZ Aquatic and Wildlife - Warm Water Chronic*
Silver	mg/l	---	---	0.003272	DIS	0.003272	DIS	---	---	4.667	TRC	8	TRC	4.667	TRC	<0.000100	---	<0.005000	---	---
Sodium	mg/l	---	---	---	---	---	---	---	---	---	---	---	---	---	---	---	---	22.6	---	---
Strontium	mg/l	---	---	---	---	---	---	---	---	---	---	---	---	---	---	0.135	---	---	---	---
Thallium	mg/l	---	---	---	---	0.7	DIS	0.15	DIS	0.075	TRC	0.001	TRC	0.075	TRC	<0.00100	---	<0.00100	---	AZ Fish Consumption*
Zinc	mg/l	25	TRC	1.1214	DIS	0.1182	DIS	0.1182	DIS	280	TRC	5.106	TRC	280	TRC	<0.0100	---	<0.0100	---	---
Other																				
Dissolved Organic Carbon	mg/l	---	---	---	---	---	---	---	---	---	---	---	---	---	---	---	---	---	1.14	---
Stable Isotopes																				
Delta Deuterium	per mil	---	---	---	---	---	---	---	---	---	---	---	---	---	---	---	-71.0	---	---	---
Delta Oxygen-18	per mil	---	---	---	---	---	---	---	---	---	---	---	---	---	---	---	-10.20	---	---	---

The hardness value used for calculation of hardness-dependent standards is the hardness of the sample itself, not the hardness of a receiving water.
* Detection limit exceeds standard
‡ For comparison only - no analysis exists

Station Name	MC 3.4 W
Sample ID	RESE-1002073
Sample Date	3/5/2009 3:30:00 PM
Basin	Mineral Creek Watershed
Sub-basin	unknown
QC Type	Original data

Surface Water Hydrochemical Data

MONTGOMERY & ASSOCIATES

Parameters and Constituents		Standards														Results				
Name	Units	AZ Agricultural Livestock Watering		AZ Aquatic and Wildlife - Ephemeral Acute		AZ Aquatic and Wildlife - Warm Water Acute		AZ Aquatic and Wildlife - Warm Water Chronic		AZ Full Body Contact		AZ Fish Consumption		AZ Partial Body Contact		Dissolved Results	Total Results	Total Recoverable Results	Field Results	Use Exceeded
		Standard	Fraction	Standard	Fraction	Standard	Fraction	Standard	Fraction	Standard	Fraction	Standard	Fraction	Standard	Fraction					
Field Parameters																				
Dissolved oxygen	mg/l	---	---	---	---	6	---	6	---	---	---	---	---	---	---	---	---	---	7.95	---
Flow Rate	gallons/minute	---	---	---	---	---	---	---	---	---	---	---	---	---	---	---	---	---	3.0	---
pH (Field)	s.u.	6.5 - 9	---	6.5 - 9	---	6.5 - 9	---	6.5 - 9	---	6.5 - 9	---	---	---	6.5 - 9	---	---	---	---	7.62	---
Specific Conductance (Field)	uS/cm	---	---	---	---	---	---	---	---	---	---	---	---	---	---	---	---	---	235.0	---
Temperature (Field)	Deg C	---	---	---	---	---	---	---	---	---	---	---	---	---	---	---	---	---	21.40	---
Turbidity (Field)	NTUs	---	---	---	---	---	---	---	---	---	---	---	---	---	---	---	---	---	0.89	---
Inorganics																				
Alkalinity (as CaCO3)	mg/l	---	---	---	---	---	---	---	---	---	---	---	---	---	---	---	118	---	---	---
Bicarbonate (Calculated by M&A)	mg/l	---	---	---	---	---	---	---	---	---	---	---	---	---	---	---	144	---	---	---
Bicarbonate Alkalinity (as CaCO3)	mg/l	---	---	---	---	---	---	---	---	---	---	---	---	---	---	---	118	---	---	---
Bromide	mg/l	---	---	---	---	---	---	---	---	---	---	---	---	---	---	---	<0.100	---	---	---
Carbonate (Calculated by M&A)	mg/l	---	---	---	---	---	---	---	---	---	---	---	---	---	---	---	--	---	---	---
Carbonate Alkalinity (as CaCO3)	mg/l	---	---	---	---	---	---	---	---	---	---	---	---	---	---	---	<1.0	---	---	---
Chloride	mg/l	---	---	---	---	---	---	---	---	---	---	---	---	---	---	---	4.64	---	---	---
Fluoride	mg/l	---	---	---	---	---	---	---	---	140	---	---	---	140	---	---	0.217	---	---	---
Hardness (as CaCO3)	mg/l	---	---	---	---	---	---	---	---	---	---	---	---	---	---	84.3	---	---	---	---
Silica	mg/l	---	---	---	---	---	---	---	---	---	---	---	---	---	---	69.0	---	---	---	---
Sulfate	mg/l	---	---	---	---	---	---	---	---	---	---	---	---	---	---	---	4.59	---	---	---
Lab Parameters																				
Total Dissolved Solids (Laboratory)	mg/l	---	---	---	---	---	---	---	---	---	---	---	---	---	---	---	187	---	---	---
Total Suspended Solids	mg/l	---	---	---	---	---	---	---	---	---	---	---	---	---	---	---	<5.0	---	---	---
Metals																				
Aluminum	mg/l	---	---	---	---	---	---	---	---	---	---	---	---	---	---	<0.080	---	---	---	---
Antimony	mg/l	---	---	---	---	0.088	DIS	0.03	DIS	0.747	TRC	0.64	TRC	0.747	TRC	<0.00300	---	<0.00300	---	---
Arsenic	mg/l	0.2	TRC	0.44	DIS	0.34	DIS	0.15	DIS	0.03	TRC	0.08	TRC	0.28	TRC	<0.0250	---	<0.0250	---	---
Barium	mg/l	---	---	---	---	---	---	---	---	98	TRC	---	---	98	TRC	0.0148	---	---	---	---
Beryllium	mg/l	---	---	---	---	---	---	---	---	1.867	TRC	0.084	TRC	1.867	TRC	<0.00200	---	<0.00200	---	---
Boron	mg/l	---	---	---	---	---	---	---	---	186.667	TRC	---	---	186.667	TRC	---	---	<0.040	---	---
Cadmium	mg/l	0.05	---	0.019315	DIS	0.006665	DIS	0.000499	DIS	0.7	TRC	0.084	TRC	0.7	TRC	<0.000042	---	<0.002000	---	---
Calcium	mg/l	---	---	---	---	---	---	---	---	---	---	---	---	---	---	---	---	26.2	---	---
Chromium	mg/l	1	---	---	---	---	---	---	---	---	---	---	---	---	---	---	---	<0.0060	---	---
Chromium, Hexavalent‡	mg/l	---	---	0.034	DIS	0.016	DIS	0.011	DIS	2.8	TRC	0.15	TRC	2.8	TRC	---	---	<0.0060	---	---
Chromium, Trivalent‡	mg/l	---	---	1.6621	TRC	0.4954	TRC	0.0644	TRC	1400	TRC	75	TRC	1400	TRC	---	---	<0.0060	---	---
Cobalt	mg/l	---	---	---	---	---	---	---	---	---	---	---	---	---	---	<0.0060	---	---	---	---
Copper	mg/l	0.5	TRC	0.0198	DIS	0.01144	DIS	0.00774	DIS	1.3	TRC	---	---	1.3	TRC	<0.00100	---	<0.01000	---	---
Iron	mg/l	---	---	---	---	---	---	1	DIS	---	---	---	---	---	---	<0.060	---	---	---	---
Lead	mg/l	0.1	TRC	0.113113	DIS	0.053597	DIS	0.002089	DIS	0.015	TRC	---	---	0.015	TRC	<0.000017	---	<0.003000	---	---
Magnesium	mg/l	---	---	---	---	---	---	---	---	---	---	---	---	---	---	---	---	4.56	---	---
Manganese	mg/l	---	---	---	---	---	---	---	---	130.667	---	---	---	130.667	---	<0.0040	---	<0.0040	---	---
Mercury	mg/l	0.01	TRC	0.005	DIS	0.0024	DIS	0.00001	DIS	0.28	TRC	---	---	0.28	TRC	---	<0.00020	---	---	AZ Aquatic and Wildlife - Warm Water Chronic*
Molybdenum	mg/l	---	---	---	---	---	---	---	---	---	---	---	---	---	---	<0.0080	---	---	---	---
Nickel	mg/l	---	---	3.59891	DIS	0.40524	DIS	0.04501	DIS	28	TRC	0.511	TRC	28	TRC	<0.00100	---	<0.01000	---	---
Potassium	mg/l	---	---	---	---	---	---	---	---	---	---	---	---	---	---	---	---	1.09	---	---
Selenium	mg/l	0.05	TRC	0.033	TRC	---	---	0.002	TRC	4.667	TRC	0.667	TRC	4.667	TRC	---	---	<0.00030	---	---
Silver	mg/l	---	---	0.002398	DIS	0.002398	DIS	---	---	4.667	TRC	8	TRC	4.667	TRC	<0.000100	---	<0.005000	---	---
Sodium	mg/l	---	---	---	---	---	---	---	---	---	---	---	---	---	---	---	---	18.2	---	---

Station Name	MC 3.4 W
Sample ID	RESE-1002073
Sample Date	3/5/2009 3:30:00 PM
Basin	Mineral Creek Watershed
Sub-basin	unknown
QC Type	Original data

Surface Water Hydrochemical Data

MONTGOMERY & ASSOCIATES

Parameters and Constituents		Standards														Results				
Name	Units	AZ Agricultural Livestock Watering		AZ Aquatic and Wildlife - Ephemeral Acute		AZ Aquatic and Wildlife - Warm Water Acute		AZ Aquatic and Wildlife - Warm Water Chronic		AZ Full Body Contact		AZ Fish Consumption		AZ Partial Body Contact		Dissolved Results	Total Results	Total Recoverable Results	Field Results	Use Exceeded
		Standard	Fraction	Standard	Fraction	Standard	Fraction	Standard	Fraction	Standard	Fraction	Standard	Fraction	Standard	Fraction					
Metals																				
Strontium	mg/l	---	---	---	---	---	---	---	---	---	---	---	---	---	---	0.115	---	---	---	---
Thallium	mg/l	---	---	---	---	0.7	DIS	0.15	DIS	0.075	TRC	0.001	TRC	0.075	TRC	<0.00100	---	<0.00100	---	AZ Fish Consumption*
Zinc	mg/l	25	TRC	0.9622	DIS	0.1014	DIS	0.1014	DIS	280	TRC	5.106	TRC	280	TRC	<0.0100	---	<0.0100	---	---
Other																				
Dissolved Organic Carbon	mg/l	---	---	---	---	---	---	---	---	---	---	---	---	---	---	---	---	---	1.26	---
Mercury, Low Level	ng/l	---	---	---	---	---	---	---	---	---	---	---	---	---	---	<0.50	---	---	---	---
Stable Isotopes																				
Delta Deuterium	per mil	---	---	---	---	---	---	---	---	---	---	---	---	---	---	---	-71.0	---	---	---
Delta Oxygen-18	per mil	---	---	---	---	---	---	---	---	---	---	---	---	---	---	---	-10.20	---	---	---
Delta Oxygen-18 of Sulfate	per mil	---	---	---	---	---	---	---	---	---	---	---	---	---	---	---	3.60	---	---	---
Delta Sulfur-34	per mil	---	---	---	---	---	---	---	---	---	---	---	---	---	---	---	3.3	---	---	---

The hardness value used for calculation of hardness-dependent standards is the hardness of the sample itself, not the hardness of a receiving water.
* Detection limit exceeds standard
‡ For comparison only - no analysis exists

Station Name	MC 3.4 W
Sample ID	RESE-1002094
Sample Date	5/14/2009 2:00:00 PM
Basin	Mineral Creek Watershed
Sub-basin	unknown
QC Type	Original data

Surface Water Hydrochemical Data

MONTGOMERY & ASSOCIATES

Parameters and Constituents		Standards														Results				
Name	Units	AZ Agricultural Livestock Watering		AZ Aquatic and Wildlife - Ephemeral Acute		AZ Aquatic and Wildlife - Warm Water Acute		AZ Aquatic and Wildlife - Warm Water Chronic		AZ Full Body Contact		AZ Fish Consumption		AZ Partial Body Contact		Dissolved Results	Total Results	Total Recoverable Results	Field Results	Use Exceeded
		Standard	Fraction	Standard	Fraction	Standard	Fraction	Standard	Fraction	Standard	Fraction	Standard	Fraction	Standard	Fraction					
Field Parameters																				
Dissolved oxygen	mg/l	---	---	---	---	6	---	6	---	---	---	---	---	---	---	---	---	---	6.80	---
Flow Rate	gallons/minute	---	---	---	---	---	---	---	---	---	---	---	---	---	---	---	---	---	2.0 j	---
pH (Field)	s.u.	6.5 - 9	---	6.5 - 9	---	6.5 - 9	---	6.5 - 9	---	6.5 - 9	---	---	---	6.5 - 9	---	---	---	---	7.62	---
Specific Conductance (Field)	uS/cm	---	---	---	---	---	---	---	---	---	---	---	---	---	---	---	---	---	263.0	---
Temperature (Field)	Deg C	---	---	---	---	---	---	---	---	---	---	---	---	---	---	---	---	---	24.10	---
Turbidity (Field)	NTUs	---	---	---	---	---	---	---	---	---	---	---	---	---	---	---	---	---	0.67	---
Inorganics																				
Alkalinity (as CaCO3)	mg/l	---	---	---	---	---	---	---	---	---	---	---	---	---	---	---	131	---	---	---
Bicarbonate (Calculated by M&A)	mg/l	---	---	---	---	---	---	---	---	---	---	---	---	---	---	---	160	---	---	---
Bicarbonate Alkalinity (as CaCO3)	mg/l	---	---	---	---	---	---	---	---	---	---	---	---	---	---	---	131	---	---	---
Bromide	mg/l	---	---	---	---	---	---	---	---	---	---	---	---	---	---	---	<0.100	---	---	---
Carbonate (Calculated by M&A)	mg/l	---	---	---	---	---	---	---	---	---	---	---	---	---	---	---	--	---	---	---
Carbonate Alkalinity (as CaCO3)	mg/l	---	---	---	---	---	---	---	---	---	---	---	---	---	---	---	<1.0	---	---	---
Chloride	mg/l	---	---	---	---	---	---	---	---	---	---	---	---	---	---	---	5.58	---	---	---
Fluoride	mg/l	---	---	---	---	---	---	---	---	140	---	---	---	140	---	---	0.256	---	---	---
Hardness (as CaCO3)	mg/l	---	---	---	---	---	---	---	---	---	---	---	---	---	---	---	---	94.0	---	---
Silica	mg/l	---	---	---	---	---	---	---	---	---	---	---	---	---	---	81.0	---	---	---	---
Sulfate	mg/l	---	---	---	---	---	---	---	---	---	---	---	---	---	---	---	4.24	---	---	---
Lab Parameters																				
Total Dissolved Solids (Laboratory)	mg/l	---	---	---	---	---	---	---	---	---	---	---	---	---	---	---	218 j	---	---	---
Total Suspended Solids	mg/l	---	---	---	---	---	---	---	---	---	---	---	---	---	---	---	<5.0	---	---	---
Metals																				
Aluminum	mg/l	---	---	---	---	---	---	---	---	---	---	---	---	---	---	<0.0141	---	---	---	---
Antimony	mg/l	---	---	---	---	0.088	DIS	0.03	DIS	0.747	TRC	0.64	TRC	0.747	TRC	<0.00022	---	<0.00055	---	---
Arsenic	mg/l	0.2	TRC	0.44	DIS	0.34	DIS	0.15	DIS	0.03	TRC	0.08	TRC	0.28	TRC	0.0067 j	---	0.0056 j	---	---
Barium	mg/l	---	---	---	---	---	---	---	---	98	TRC	---	---	98	TRC	---	---	0.0151	---	---
Beryllium	mg/l	---	---	---	---	---	---	---	---	1.867	TRC	0.084	TRC	1.867	TRC	<0.00036	---	<0.00018	---	---
Boron	mg/l	---	---	---	---	---	---	---	---	186.667	TRC	---	---	186.667	TRC	---	---	0.010 j	---	---
Cadmium	mg/l	0.05	---	0.087609	DIS	0.030232	DIS	0.001468	DIS	0.7	TRC	0.084	TRC	0.7	TRC	<0.000024	---	<0.000480	---	---
Calcium	mg/l	---	---	---	---	---	---	---	---	---	---	---	---	---	---	---	---	29.0	---	---
Chromium	mg/l	1	---	---	---	---	---	---	---	---	---	---	---	---	---	---	---	<0.0005	---	---
Chromium, Hexavalent‡	mg/l	---	---	0.034	DIS	0.016	DIS	0.011	DIS	2.8	TRC	0.15	TRC	2.8	TRC	---	---	<0.0005	---	---
Chromium, Trivalent‡	mg/l	---	---	5.9497	TRC	1.7733	TRC	0.2307	TRC	1400	TRC	75	TRC	1400	TRC	---	---	<0.0005	---	---
Cobalt	mg/l	---	---	---	---	---	---	---	---	---	---	---	---	---	---	<0.00065	---	---	---	---
Copper	mg/l	0.5	TRC	0.08588	DIS	0.04962	DIS	0.02928	DIS	1.3	TRC	---	---	1.3	TRC	0.000601 j	---	<0.00200	---	---
Iron	mg/l	---	---	---	---	---	---	1	DIS	---	---	---	---	---	---	<0.0202	---	---	---	---
Lead	mg/l	0.1	TRC	0.592712	DIS	0.280846	DIS	0.010944	DIS	0.015	TRC	---	---	0.015	TRC	<0.000053	---	<0.000132	---	---
Magnesium	mg/l	---	---	---	---	---	---	---	---	---	---	---	---	---	---	---	---	5.24	---	---
Manganese	mg/l	---	---	---	---	---	---	---	---	130.667	---	---	---	130.667	---	<0.0013	---	<0.00065	---	---
Mercury	mg/l	0.01	TRC	0.005	DIS	0.0024	DIS	0.00001	DIS	0.28	TRC	---	---	0.28	TRC	---	<0.00006	---	---	AZ Aquatic and Wildlife - Warm Water Chronic*
Molybdenum	mg/l	---	---	---	---	---	---	---	---	---	---	---	---	---	---	0.0045 j	---	---	---	---
Nickel	mg/l	---	---	13.43579	DIS	1.51289	DIS	0.16804	DIS	28	TRC	0.511	TRC	28	TRC	0.000363 j	---	<0.00110	---	---
Potassium	mg/l	---	---	---	---	---	---	---	---	---	---	---	---	---	---	---	---	0.193 j	---	---
Selenium	mg/l	0.05	TRC	0.033	TRC	---	---	0.002	TRC	4.667	TRC	0.667	TRC	4.667	TRC	---	---	<0.00060	---	---
Silver	mg/l	---	---	0.034911	DIS	0.034911	DIS	---	---	4.667	TRC	8	TRC	4.667	TRC	<0.000019	---	<0.000210	---	---
Sodium	mg/l	---	---	---	---	---	---	---	---	---	---	---	---	---	---	---	---	22.2	---	---

Station Name	MC 3.4 W
Sample ID	RESE-1002094
Sample Date	5/14/2009 2:00:00 PM
Basin	Mineral Creek Watershed
Sub-basin	unknown
QC Type	Original data

Surface Water Hydrochemical Data

MONTGOMERY & ASSOCIATES

Parameters and Constituents		Standards														Results				
Name	Units	AZ Agricultural Livestock Watering		AZ Aquatic and Wildlife - Ephemeral Acute		AZ Aquatic and Wildlife - Warm Water Acute		AZ Aquatic and Wildlife - Warm Water Chronic		AZ Full Body Contact		AZ Fish Consumption		AZ Partial Body Contact		Dissolved Results	Total Results	Total Recoverable Results	Field Results	Use Exceeded
		Standard	Fraction	Standard	Fraction	Standard	Fraction	Standard	Fraction	Standard	Fraction	Standard	Fraction	Standard	Fraction					
Metals																				
Strontium	mg/l	---	---	---	---	---	---	---	---	---	---	---	---	---	---	0.120	---	---	---	---
Strontium (by isotope dilution)	ppm	---	---	---	---	---	---	---	---	---	---	---	---	---	---	---	0.1361	---	---	---
Thallium	mg/l	---	---	---	---	0.7	DIS	0.15	DIS	0.075	TRC	0.001	TRC	0.075	TRC	<0.000023	---	<0.000058	---	---
Uranium	mg/l	---	---	---	---	---	---	---	---	2.8	---	---	---	2.8	---	---	0.0022	---	---	---
Zinc	mg/l	25	TRC	3.5994	DIS	0.3793	DIS	0.3793	DIS	280	TRC	5.106	TRC	280	TRC	<0.0019	---	0.0019 j	---	---
Other																				
Dissolved Organic Carbon	mg/l	---	---	---	---	---	---	---	---	---	---	---	---	---	---	---	---	---	<1.00	---
Mercury, Low Level	ng/l	---	---	---	---	---	---	---	---	---	---	---	---	---	---	<0.50	---	---	---	---
Radiogenic Isotopes																				
Strontium 87/86	none	---	---	---	---	---	---	---	---	---	---	---	---	---	---	---	0.710308	---	---	---
Tritium	TU	---	---	---	---	---	---	---	---	---	---	---	---	---	---	---	1.80	---	---	---
Radiologicals																				
Gross Alpha	pCi/l	---	---	---	---	---	---	---	---	---	---	---	---	---	---	---	<2.5	---	---	---
Gross Beta	pCi/l	---	---	---	---	---	---	---	---	---	---	---	---	---	---	---	<2.70	---	---	---
Uranium Activity (Calc 907.0)	pCi/l	---	---	---	---	---	---	---	---	---	---	---	---	---	---	---	2.7	---	---	---
Radionuclides																				
Radium 226	pCi/l	---	---	---	---	---	---	---	---	---	---	---	---	---	---	---	<0.19	---	---	---
Radium 226 + Radium 228	pCi/l	---	---	---	---	---	---	---	---	---	---	---	---	---	---	---	--	---	---	---
Radium 228	pCi/l	---	---	---	---	---	---	---	---	---	---	---	---	---	---	---	<1.10	---	---	---
U-234/U-238	none	---	---	---	---	---	---	---	---	---	---	---	---	---	---	---	1.6	---	---	---
Uranium 234	pCi/l	---	---	---	---	---	---	---	---	---	---	---	---	---	---	---	1.6	---	---	---
Uranium 235	pCi/l	---	---	---	---	---	---	---	---	---	---	---	---	---	---	---	<0.20	---	---	---
Uranium 238	pCi/l	---	---	---	---	---	---	---	---	---	---	---	---	---	---	---	1.00	---	---	---
Stable Isotopes																				
Delta Deuterium	per mil	---	---	---	---	---	---	---	---	---	---	---	---	---	---	---	-70.0	---	---	---
Delta Oxygen-18	per mil	---	---	---	---	---	---	---	---	---	---	---	---	---	---	---	-10.20	---	---	---
Delta Oxygen-18 of Sulfate	per mil	---	---	---	---	---	---	---	---	---	---	---	---	---	---	---	19.60	---	---	---
Delta Sulfur-34	per mil	---	---	---	---	---	---	---	---	---	---	---	---	---	---	---	7.5	---	---	---

The hardness value used for calculation of hardness-dependent standards is the hardness of the sample itself, not the hardness of a receiving water.

* Detection limit exceeds standard

‡ For comparison only - no analysis exists

Station Name	MC 3.4 W
Sample ID	RESE-1002105
Sample Date	8/6/2009 1:30:00 PM
Basin	Mineral Creek Watershed
Sub-basin	unknown
QC Type	Original data

Surface Water Hydrochemical Data

MONTGOMERY & ASSOCIATES

Parameters and Constituents		Standards														Results				
Name	Units	AZ Agricultural Livestock Watering		AZ Aquatic and Wildlife - Ephemeral Acute		AZ Aquatic and Wildlife - Warm Water Acute		AZ Aquatic and Wildlife - Warm Water Chronic		AZ Full Body Contact		AZ Fish Consumption		AZ Partial Body Contact		Dissolved Results	Total Results	Total Recoverable Results	Field Results	Use Exceeded
		Standard	Fraction	Standard	Fraction	Standard	Fraction	Standard	Fraction	Standard	Fraction	Standard	Fraction	Standard	Fraction					
Field Parameters																				
Dissolved oxygen	mg/l	---	---	---	---	6	---	6	---	---	---	---	---	---	---	---	---	---	17.80	---
Flow Rate	gallons/minute	---	---	---	---	---	---	---	---	---	---	---	---	---	---	---	---	---	2.0 j	---
pH (Field)	s.u.	6.5 - 9	---	6.5 - 9	---	6.5 - 9	---	6.5 - 9	---	6.5 - 9	---	---	---	6.5 - 9	---	---	---	---	7.68	---
Specific Conductance (Field)	uS/cm	---	---	---	---	---	---	---	---	---	---	---	---	---	---	---	---	---	278.2	---
Temperature (Field)	Deg C	---	---	---	---	---	---	---	---	---	---	---	---	---	---	---	---	---	25.00	---
Turbidity (Field)	NTUs	---	---	---	---	---	---	---	---	---	---	---	---	---	---	---	---	---	68.33	---
Inorganics																				
Alkalinity (as CaCO3)	mg/l	---	---	---	---	---	---	---	---	---	---	---	---	---	---	---	143	---	---	---
Bicarbonate (Calculated by M&A)	mg/l	---	---	---	---	---	---	---	---	---	---	---	---	---	---	---	174	---	---	---
Bicarbonate Alkalinity (as CaCO3)	mg/l	---	---	---	---	---	---	---	---	---	---	---	---	---	---	---	143	---	---	---
Bromide	mg/l	---	---	---	---	---	---	---	---	---	---	---	---	---	---	---	<0.100	---	---	---
Carbonate (Calculated by M&A)	mg/l	---	---	---	---	---	---	---	---	---	---	---	---	---	---	---	--	---	---	---
Carbonate Alkalinity (as CaCO3)	mg/l	---	---	---	---	---	---	---	---	---	---	---	---	---	---	---	<1.0	---	---	---
Chloride	mg/l	---	---	---	---	---	---	---	---	---	---	---	---	---	---	---	5.67	---	---	---
Fluoride	mg/l	---	---	---	---	---	---	---	---	140	---	---	---	140	---	---	0.418	---	---	---
Hardness (as CaCO3)	mg/l	---	---	---	---	---	---	---	---	---	---	---	---	---	---	---	---	103.0	---	---
Silica	mg/l	---	---	---	---	---	---	---	---	---	---	---	---	---	---	83.1	---	---	---	---
Sulfate	mg/l	---	---	---	---	---	---	---	---	---	---	---	---	---	---	---	3.28	---	---	---
Lab Parameters																				
Total Dissolved Solids (Laboratory)	mg/l	---	---	---	---	---	---	---	---	---	---	---	---	---	---	---	219 j	---	---	---
Total Suspended Solids	mg/l	---	---	---	---	---	---	---	---	---	---	---	---	---	---	---	<5.0	---	---	---
Metals																				
Aluminum	mg/l	---	---	---	---	---	---	---	---	---	---	---	---	---	---	<0.0192	---	---	---	---
Antimony	mg/l	---	---	---	---	0.088	DIS	0.03	DIS	0.747	TRC	0.64	TRC	0.747	TRC	<0.00022	---	<0.00028	---	---
Arsenic	mg/l	0.2	TRC	0.44	DIS	0.34	DIS	0.15	DIS	0.03	TRC	0.08	TRC	0.28	TRC	0.0098 j	---	<0.0028	---	---
Barium	mg/l	---	---	---	---	---	---	---	---	98	TRC	---	---	98	TRC	0.0167	---	---	---	---
Beryllium	mg/l	---	---	---	---	---	---	---	---	1.867	TRC	0.084	TRC	1.867	TRC	<0.00024	---	<0.00012	---	---
Boron	mg/l	---	---	---	---	---	---	---	---	186.667	TRC	---	---	186.667	TRC	---	---	0.0117 j	---	---
Cadmium	mg/l	0.05	---	0.087609	DIS	0.030232	DIS	0.001468	DIS	0.7	TRC	0.084	TRC	0.7	TRC	<0.000024	---	<0.000240	---	---
Calcium	mg/l	---	---	---	---	---	---	---	---	---	---	---	---	---	---	---	---	31.7	---	---
Chromium	mg/l	1	---	---	---	---	---	---	---	---	---	---	---	---	---	---	---	0.00044 j	---	---
Chromium, Hexavalent‡	mg/l	---	---	0.034	DIS	0.016	DIS	0.011	DIS	2.8	TRC	0.15	TRC	2.8	TRC	---	---	0.00044 j	---	---
Chromium, Trivalent‡	mg/l	---	---	5.9497	TRC	1.7733	TRC	0.2307	TRC	1400	TRC	75	TRC	1400	TRC	---	---	0.00044 j	---	---
Cobalt	mg/l	---	---	---	---	---	---	---	---	---	---	---	---	---	---	<0.00085	---	---	---	---
Copper	mg/l	0.5	TRC	0.08588	DIS	0.04962	DIS	0.02928	DIS	1.3	TRC	---	---	1.3	TRC	0.000666 j	---	0.00490 j	---	---
Iron	mg/l	---	---	---	---	---	---	1	DIS	---	---	---	---	---	---	0.0276 j	---	---	---	---
Lead	mg/l	0.1	TRC	0.592712	DIS	0.280846	DIS	0.010944	DIS	0.015	TRC	---	---	0.015	TRC	<0.000054	---	0.000436 j	---	---
Magnesium	mg/l	---	---	---	---	---	---	---	---	---	---	---	---	---	---	---	---	5.68	---	---
Manganese	mg/l	---	---	---	---	---	---	---	---	130.667	---	---	---	130.667	---	0.0042	---	0.0319	---	---
Molybdenum	mg/l	---	---	---	---	---	---	---	---	---	---	---	---	---	---	0.0030 j	---	---	---	---
Nickel	mg/l	---	---	13.43579	DIS	1.51289	DIS	0.16804	DIS	28	TRC	0.511	TRC	28	TRC	0.000871 j	---	<0.00500	---	---
Potassium	mg/l	---	---	---	---	---	---	---	---	---	---	---	---	---	---	---	---	0.419	---	---
Selenium	mg/l	0.05	TRC	0.033	TRC	---	---	0.002	TRC	4.667	TRC	0.667	TRC	4.667	TRC	---	---	0.00047 j	---	---
Silver	mg/l	---	---	0.034911	DIS	0.034911	DIS	---	---	4.667	TRC	8	TRC	4.667	TRC	<0.000019	---	0.000460 j	---	---
Sodium	mg/l	---	---	---	---	---	---	---	---	---	---	---	---	---	---	---	---	22.9	---	---
Strontium	mg/l	---	---	---	---	---	---	---	---	---	---	---	---	---	---	0.130	---	---	---	---

Station Name	MC 3.4 W
Sample ID	RESE-1002105
Sample Date	8/6/2009 1:30:00 PM
Basin	Mineral Creek Watershed
Sub-basin	unknown
QC Type	Original data

Surface Water Hydrochemical Data

MONTGOMERY & ASSOCIATES

Parameters and Constituents		Standards														Results				
Name	Units	AZ Agricultural Livestock Watering		AZ Aquatic and Wildlife - Ephemeral Acute		AZ Aquatic and Wildlife - Warm Water Acute		AZ Aquatic and Wildlife - Warm Water Chronic		AZ Full Body Contact		AZ Fish Consumption		AZ Partial Body Contact		Dissolved Results	Total Results	Total Recoverable Results	Field Results	Use Exceeded
		Standard	Fraction	Standard	Fraction	Standard	Fraction	Standard	Fraction	Standard	Fraction	Standard	Fraction	Standard	Fraction					
Metals																				
Thallium	mg/l	---	---	---	---	0.7	DIS	0.15	DIS	0.075	TRC	0.001	TRC	0.075	TRC	<0.000023	---	<0.000029	---	---
Zinc	mg/l	25	TRC	3.5994	DIS	0.3793	DIS	0.3793	DIS	280	TRC	5.106	TRC	280	TRC	<0.0026	---	<0.0013	---	---
Other																				
Dissolved Organic Carbon	mg/l	---	---	---	---	---	---	---	---	---	---	---	---	---	---	4.89	---	---	---	---

The hardness value used for calculation of hardness-dependent standards is the hardness of the sample itself, not the hardness of a receiving water.

‡ For comparison only - no analysis exists

Station Name	MC 3.4 W
Sample ID	RESE-1002113
Sample Date	12/15/2009 1:10:00 PM
Basin	Mineral Creek Watershed
Sub-basin	unknown
QC Type	Original data

Surface Water Hydrochemical Data

MONTGOMERY & ASSOCIATES

Parameters and Constituents		Standards														Results				
Name	Units	AZ Agricultural Livestock Watering		AZ Aquatic and Wildlife - Ephemeral Acute		AZ Aquatic and Wildlife - Warm Water Acute		AZ Aquatic and Wildlife - Warm Water Chronic		AZ Full Body Contact		AZ Fish Consumption		AZ Partial Body Contact		Dissolved Results	Total Results	Total Recoverable Results	Field Results	Use Exceeded
		Standard	Fraction	Standard	Fraction	Standard	Fraction	Standard	Fraction	Standard	Fraction	Standard	Fraction	Standard	Fraction					
Field Parameters																				
Dissolved oxygen	mg/l	---	---	---	---	6	---	6	---	---	---	---	---	---	---	---	---	---	11.02	---
pH (Field)	s.u.	6.5 - 9	---	6.5 - 9	---	6.5 - 9	---	6.5 - 9	---	6.5 - 9	---	---	---	6.5 - 9	---	---	---	---	7.88	---
Specific Conductance (Field)	uS/cm	---	---	---	---	---	---	---	---	---	---	---	---	---	---	---	---	---	254.5	---
Temperature (Field)	Deg C	---	---	---	---	---	---	---	---	---	---	---	---	---	---	---	---	---	18.70	---
Inorganics																				
Alkalinity (as CaCO3)	mg/l	---	---	---	---	---	---	---	---	---	---	---	---	---	---	---	126	---	---	---
Bicarbonate (Calculated by M&A)	mg/l	---	---	---	---	---	---	---	---	---	---	---	---	---	---	---	154	---	---	---
Bicarbonate Alkalinity (as CaCO3)	mg/l	---	---	---	---	---	---	---	---	---	---	---	---	---	---	---	126	---	---	---
Bromide	mg/l	---	---	---	---	---	---	---	---	---	---	---	---	---	---	---	<0.100	---	---	---
Carbonate (Calculated by M&A)	mg/l	---	---	---	---	---	---	---	---	---	---	---	---	---	---	---	--	---	---	---
Carbonate Alkalinity (as CaCO3)	mg/l	---	---	---	---	---	---	---	---	---	---	---	---	---	---	---	<1.0	---	---	---
Chloride	mg/l	---	---	---	---	---	---	---	---	---	---	---	---	---	---	---	5.07	---	---	---
Fluoride	mg/l	---	---	---	---	---	---	---	---	140	---	---	---	140	---	---	0.188	---	---	---
Hardness (as CaCO3)	mg/l	---	---	---	---	---	---	---	---	---	---	---	---	---	---	---	---	88.7	---	---
Silica	mg/l	---	---	---	---	---	---	---	---	---	---	---	---	---	---	76.4	---	---	---	---
Sulfate	mg/l	---	---	---	---	---	---	---	---	---	---	---	---	---	---	---	4.13	---	---	---
Lab Parameters																				
Total Dissolved Solids (Laboratory)	mg/l	---	---	---	---	---	---	---	---	---	---	---	---	---	---	---	174	---	---	---
Total Suspended Solids	mg/l	---	---	---	---	---	---	---	---	---	---	---	---	---	---	---	5.0	---	---	---
Metals																				
Aluminum	mg/l	---	---	---	---	---	---	---	---	---	---	---	---	---	---	<0.080	---	---	---	---
Antimony	mg/l	---	---	---	---	0.088	DIS	0.03	DIS	0.747	TRC	0.64	TRC	0.747	TRC	<0.00300	---	<0.00300	---	---
Arsenic	mg/l	0.2	TRC	0.44	DIS	0.34	DIS	0.15	DIS	0.03	TRC	0.08	TRC	0.28	TRC	<0.0250	---	<0.0250	---	---
Barium	mg/l	---	---	---	---	---	---	---	---	98	TRC	---	---	98	TRC	0.0163	---	---	---	---
Beryllium	mg/l	---	---	---	---	---	---	---	---	1.867	TRC	0.084	TRC	1.867	TRC	---	---	<0.00200	---	---
Boron	mg/l	---	---	---	---	---	---	---	---	186.667	TRC	---	---	186.667	TRC	---	---	<0.040	---	---
Cadmium	mg/l	0.05	---	0.020295	DIS	0.007003	DIS	0.000516	DIS	0.7	TRC	0.084	TRC	0.7	TRC	<0.000024	---	<0.002000	---	---
Calcium	mg/l	---	---	---	---	---	---	---	---	---	---	---	---	---	---	---	---	27.5	---	---
Chromium	mg/l	1	---	---	---	---	---	---	---	---	---	---	---	---	---	---	---	<0.0060	---	---
Chromium, Hexavalent‡	mg/l	---	---	0.034	DIS	0.016	DIS	0.011	DIS	2.8	TRC	0.15	TRC	2.8	TRC	---	---	<0.0060	---	---
Chromium, Trivalent‡	mg/l	---	---	1.7328	TRC	0.5165	TRC	0.0672	TRC	1400	TRC	75	TRC	1400	TRC	---	---	<0.0060	---	---
Cobalt	mg/l	---	---	---	---	---	---	---	---	---	---	---	---	---	---	<0.0060	---	---	---	---
Copper	mg/l	0.5	TRC	0.02078	DIS	0.012	DIS	0.00808	DIS	1.3	TRC	---	---	1.3	TRC	<0.00100	---	<0.01000	---	---
Iron	mg/l	---	---	---	---	---	---	1	DIS	---	---	---	---	---	---	<0.060	---	---	---	---
Lead	mg/l	0.1	TRC	0.119585	DIS	0.056663	DIS	0.002208	DIS	0.015	TRC	---	---	0.015	TRC	<0.000053	---	<0.003000	---	---
Magnesium	mg/l	---	---	---	---	---	---	---	---	---	---	---	---	---	---	---	---	4.90	---	---
Manganese	mg/l	---	---	---	---	---	---	---	---	130.667	---	---	---	130.667	---	<0.0040	---	0.0045	---	---
Mercury	mg/l	0.01	TRC	0.005	DIS	0.0024	DIS	0.00001	DIS	0.28	TRC	---	---	0.28	TRC	---	<0.00020	---	---	AZ Aquatic and Wildlife - Warm Water Chronic*
Molybdenum	mg/l	---	---	---	---	---	---	---	---	---	---	---	---	---	---	<0.0080	---	---	---	---
Nickel	mg/l	---	---	3.75719	DIS	0.42307	DIS	0.04699	DIS	28	TRC	0.511	TRC	28	TRC	<0.00100	---	<0.01000	---	---
Potassium	mg/l	---	---	---	---	---	---	---	---	---	---	---	---	---	---	---	---	0.97	---	---
Selenium	mg/l	0.05	TRC	0.033	TRC	---	---	0.002	TRC	4.667	TRC	0.667	TRC	4.667	TRC	---	---	<0.00030	---	---
Silver	mg/l	---	---	0.002617	DIS	0.002617	DIS	---	---	4.667	TRC	8	TRC	4.667	TRC	<0.000100	---	<0.005000	---	---
Sodium	mg/l	---	---	---	---	---	---	---	---	---	---	---	---	---	---	---	---	20.1	---	---
Strontium	mg/l	---	---	---	---	---	---	---	---	---	---	---	---	---	---	0.123	---	---	---	---
Thallium	mg/l	---	---	---	---	0.7	DIS	0.15	DIS	0.075	TRC	0.001	TRC	0.075	TRC	<0.00100	---	<0.00100	---	AZ Fish Consumption*

Station Name	MC 3.4 W
Sample ID	RESE-1002113
Sample Date	12/15/2009 1:10:00 PM
Basin	Mineral Creek Watershed
Sub-basin	unknown
QC Type	Original data

Surface Water Hydrochemical Data

MONTGOMERY & ASSOCIATES

Parameters and Constituents		Standards														Results				
Name	Units	AZ Agricultural Livestock Watering		AZ Aquatic and Wildlife - Ephemeral Acute		AZ Aquatic and Wildlife - Warm Water Acute		AZ Aquatic and Wildlife - Warm Water Chronic		AZ Full Body Contact		AZ Fish Consumption		AZ Partial Body Contact		Dissolved Results	Total Results	Total Recoverable Results	Field Results	Use Exceeded
		Standard	Fraction	Standard	Fraction	Standard	Fraction	Standard	Fraction	Standard	Fraction	Standard	Fraction	Standard	Fraction					
Metals																				
Zinc	mg/l	25	TRC	1.0046	DIS	0.1059	DIS	0.1059	DIS	280	TRC	5.106	TRC	280	TRC	<0.0100	---	<0.0100	---	---
Other																				
Dissolved Organic Carbon	mg/l	---	---	---	---	---	---	---	---	---	---	---	---	---	---	1.21	---	---	---	---

The hardness value used for calculation of hardness-dependent standards is the hardness of the sample itself, not the hardness of a receiving water.
* Detection limit exceeds standard
‡ For comparison only - no analysis exists

Station Name	MC 3.4 W
Sample ID	RESE-1002122
Sample Date	2/15/2010 3:00:00 PM
Basin	Mineral Creek Watershed
Sub-basin	unknown
QC Type	Original data

Surface Water Hydrochemical Data

MONTGOMERY & ASSOCIATES

Parameters and Constituents		Standards														Results				
Name	Units	AZ Agricultural Livestock Watering		AZ Aquatic and Wildlife - Ephemeral Acute		AZ Aquatic and Wildlife - Warm Water Acute		AZ Aquatic and Wildlife - Warm Water Chronic		AZ Full Body Contact		AZ Fish Consumption		AZ Partial Body Contact		Dissolved Results	Total Results	Total Recoverable Results	Field Results	Use Exceeded
		Standard	Fraction	Standard	Fraction	Standard	Fraction	Standard	Fraction	Standard	Fraction	Standard	Fraction	Standard	Fraction					
Field Parameters																				
Dissolved oxygen	mg/l	---	---	---	---	6	---	6	---	---	---	---	---	---	---	---	---	---	11.25	---
Flow Rate	gallons/minute	---	---	---	---	---	---	---	---	---	---	---	---	---	---	---	---	---	1.0 j	---
pH (Field)	s.u.	6.5 - 9	---	6.5 - 9	---	6.5 - 9	---	6.5 - 9	---	6.5 - 9	---	---	---	6.5 - 9	---	---	---	---	7.85	---
Specific Conductance (Field)	uS/cm	---	---	---	---	---	---	---	---	---	---	---	---	---	---	---	---	---	245.0	---
Temperature (Field)	Deg C	---	---	---	---	---	---	---	---	---	---	---	---	---	---	---	---	---	21.40	---
Turbidity (Field)	NTUs	---	---	---	---	---	---	---	---	---	---	---	---	---	---	---	---	---	0.58	---
Inorganics																				
Alkalinity (as CaCO3)	mg/l	---	---	---	---	---	---	---	---	---	---	---	---	---	---	---	118	---	---	---
Bicarbonate (Calculated by M&A)	mg/l	---	---	---	---	---	---	---	---	---	---	---	---	---	---	---	144	---	---	---
Bicarbonate Alkalinity (as CaCO3)	mg/l	---	---	---	---	---	---	---	---	---	---	---	---	---	---	---	118	---	---	---
Bromide	mg/l	---	---	---	---	---	---	---	---	---	---	---	---	---	---	---	<0.100	---	---	---
Carbonate (Calculated by M&A)	mg/l	---	---	---	---	---	---	---	---	---	---	---	---	---	---	---	--	---	---	---
Carbonate Alkalinity (as CaCO3)	mg/l	---	---	---	---	---	---	---	---	---	---	---	---	---	---	---	<1.0	---	---	---
Chloride	mg/l	---	---	---	---	---	---	---	---	---	---	---	---	---	---	---	4.77	---	---	---
Fluoride	mg/l	---	---	---	---	---	---	---	---	140	---	---	---	140	---	---	0.147	---	---	---
Hardness (as CaCO3)	mg/l	---	---	---	---	---	---	---	---	---	---	---	---	---	---	---	---	86.2	---	---
Silica	mg/l	---	---	---	---	---	---	---	---	---	---	---	---	---	---	72.3	---	---	---	---
Sulfate	mg/l	---	---	---	---	---	---	---	---	---	---	---	---	---	---	---	6.09	---	---	---
Lab Parameters																				
Total Dissolved Solids (Laboratory)	mg/l	---	---	---	---	---	---	---	---	---	---	---	---	---	---	---	179	---	---	---
Total Suspended Solids	mg/l	---	---	---	---	---	---	---	---	---	---	---	---	---	---	---	9.0	---	---	---
Metals																				
Aluminum	mg/l	---	---	---	---	---	---	---	---	---	---	---	---	---	---	<0.080	---	---	---	---
Antimony	mg/l	---	---	---	---	0.088	DIS	0.03	DIS	0.747	TRC	0.64	TRC	0.747	TRC	<0.00300	---	<0.00300	---	---
Arsenic	mg/l	0.2	TRC	0.44	DIS	0.34	DIS	0.15	DIS	0.03	TRC	0.08	TRC	0.28	TRC	<0.0250	---	<0.0250	---	---
Barium	mg/l	---	---	---	---	---	---	---	---	98	TRC	---	---	98	TRC	0.0154	---	---	---	---
Beryllium	mg/l	---	---	---	---	---	---	---	---	1.867	TRC	0.084	TRC	1.867	TRC	---	---	<0.00200	---	---
Boron	mg/l	---	---	---	---	---	---	---	---	186.667	TRC	---	---	186.667	TRC	---	---	<0.040	---	---
Cadmium	mg/l	0.05	---	0.019739	DIS	0.006811	DIS	0.000506	DIS	0.7	TRC	0.084	TRC	0.7	TRC	<0.000024	---	<0.002000	---	---
Calcium	mg/l	---	---	---	---	---	---	---	---	---	---	---	---	---	---	---	---	26.9	---	---
Chromium	mg/l	1	---	---	---	---	---	---	---	---	---	---	---	---	---	---	---	<0.0060	---	---
Chromium, Hexavalent‡	mg/l	---	---	0.034	DIS	0.016	DIS	0.011	DIS	2.8	TRC	0.15	TRC	2.8	TRC	---	---	<0.0060	---	---
Chromium, Trivalent‡	mg/l	---	---	1.6927	TRC	0.5045	TRC	0.0656	TRC	1400	TRC	75	TRC	1400	TRC	---	---	<0.0060	---	---
Cobalt	mg/l	---	---	---	---	---	---	---	---	---	---	---	---	---	---	<0.0060	---	---	---	---
Copper	mg/l	0.5	TRC	0.02022	DIS	0.01168	DIS	0.00789	DIS	1.3	TRC	---	---	1.3	TRC	<0.00100	---	<0.01000	---	---
Iron	mg/l	---	---	---	---	---	---	1	DIS	---	---	---	---	---	---	<0.060	---	---	---	---
Lead	mg/l	0.1	TRC	0.115905	DIS	0.05492	DIS	0.00214	DIS	0.015	TRC	---	---	0.015	TRC	<0.000053	---	<0.003000	---	---
Magnesium	mg/l	---	---	---	---	---	---	---	---	---	---	---	---	---	---	---	---	4.63	---	---
Manganese	mg/l	---	---	---	---	---	---	---	---	130.667	---	---	---	130.667	---	<0.0040	---	0.0040	---	---
Mercury	mg/l	0.01	TRC	0.005	DIS	0.0024	DIS	0.00001	DIS	0.28	TRC	---	---	0.28	TRC	---	<0.00020	---	---	AZ Aquatic and Wildlife - Warm Water Chronic*
Molybdenum	mg/l	---	---	---	---	---	---	---	---	---	---	---	---	---	---	<0.0080	---	---	---	---
Nickel	mg/l	---	---	3.66741	DIS	0.41296	DIS	0.04587	DIS	28	TRC	0.511	TRC	28	TRC	<0.00100	---	<0.01000	---	---
Potassium	mg/l	---	---	---	---	---	---	---	---	---	---	---	---	---	---	---	---	1.16	---	---
Selenium	mg/l	0.05	TRC	0.033	TRC	---	---	0.002	TRC	4.667	TRC	0.667	TRC	4.667	TRC	---	---	<0.00030	---	---
Silver	mg/l	---	---	0.002492	DIS	0.002492	DIS	---	---	4.667	TRC	8	TRC	4.667	TRC	<0.000100	---	<0.005000	---	---
Sodium	mg/l	---	---	---	---	---	---	---	---	---	---	---	---	---	---	---	---	18.7	---	---

Station Name	MC 3.4 W
Sample ID	RESE-1002122
Sample Date	2/15/2010 3:00:00 PM
Basin	Mineral Creek Watershed
Sub-basin	unknown
QC Type	Original data

Surface Water Hydrochemical Data

MONTGOMERY & ASSOCIATES

Parameters and Constituents		Standards														Results				
Name	Units	AZ Agricultural Livestock Watering		AZ Aquatic and Wildlife - Ephemeral Acute		AZ Aquatic and Wildlife - Warm Water Acute		AZ Aquatic and Wildlife - Warm Water Chronic		AZ Full Body Contact		AZ Fish Consumption		AZ Partial Body Contact		Dissolved Results	Total Results	Total Recoverable Results	Field Results	Use Exceeded
		Standard	Fraction	Standard	Fraction	Standard	Fraction	Standard	Fraction	Standard	Fraction	Standard	Fraction	Standard	Fraction					
Metals																				
Strontium	mg/l	---	---	---	---	---	---	---	---	---	---	---	---	---	---	0.109	---	---	---	---
Thallium	mg/l	---	---	---	---	0.7	DIS	0.15	DIS	0.075	TRC	0.001	TRC	0.075	TRC	<0.00100	---	<0.00100	---	AZ Fish Consumption*
Zinc	mg/l	25	TRC	0.9805	DIS	0.1033	DIS	0.1033	DIS	280	TRC	5.106	TRC	280	TRC	<0.0100	---	<0.0100	---	---
Other																				
Dissolved Organic Carbon	mg/l	---	---	---	---	---	---	---	---	---	---	---	---	---	---	1.43	---	---	---	---

The hardness value used for calculation of hardness-dependent standards is the hardness of the sample itself, not the hardness of a receiving water.
* Detection limit exceeds standard
‡ For comparison only - no analysis exists

Station Name	MC 3.4 W
Sample ID	RESE-1002132
Sample Date	3/18/2010 1:30:00 PM
Basin	Mineral Creek Watershed
Sub-basin	unknown
QC Type	Original data

Surface Water Hydrochemical Data

MONTGOMERY & ASSOCIATES

Parameters and Constituents		Standards														Results				
Name	Units	AZ Agricultural Livestock Watering		AZ Aquatic and Wildlife - Ephemeral Acute		AZ Aquatic and Wildlife - Warm Water Acute		AZ Aquatic and Wildlife - Warm Water Chronic		AZ Full Body Contact		AZ Fish Consumption		AZ Partial Body Contact		Dissolved Results	Total Results	Total Recoverable Results	Field Results	Use Exceeded
		Standard	Fraction	Standard	Fraction	Standard	Fraction	Standard	Fraction	Standard	Fraction	Standard	Fraction	Standard	Fraction					
Field Parameters																				
Dissolved oxygen	mg/l	---	---	---	---	6	---	6	---	---	---	---	---	---	---	---	---	---	6.17	---
Flow Rate	gallons/minute	---	---	---	---	---	---	---	---	---	---	---	---	---	---	---	---	---	5.0 j	---
pH (Field)	s.u.	6.5 - 9	---	6.5 - 9	---	6.5 - 9	---	6.5 - 9	---	6.5 - 9	---	---	---	6.5 - 9	---	---	---	---	7.81	---
Specific Conductance (Field)	uS/cm	---	---	---	---	---	---	---	---	---	---	---	---	---	---	---	---	---	220.9	---
Temperature (Field)	Deg C	---	---	---	---	---	---	---	---	---	---	---	---	---	---	---	---	---	22.40	---
Turbidity (Field)	NTUs	---	---	---	---	---	---	---	---	---	---	---	---	---	---	---	---	---	2.20	---
Metals																				
Strontium (by isotope dilution)	ppm	---	---	---	---	---	---	---	---	---	---	---	---	---	---	---	0.1240	---	---	---
Uranium	mg/l	---	---	---	---	---	---	---	---	2.8	---	---	---	2.8	---	---	<0.0003	---	---	---
Radiogenic Isotopes																				
Carbon 14	pmC	---	---	---	---	---	---	---	---	---	---	---	---	---	---	---	83.59	---	---	---
Strontium 87/86	none	---	---	---	---	---	---	---	---	---	---	---	---	---	---	---	0.710317	---	---	---
Tritium	TU	---	---	---	---	---	---	---	---	---	---	---	---	---	---	---	<1.05	---	---	---
Radiologicals																				
Gross Alpha	pCi/l	---	---	---	---	---	---	---	---	---	---	---	---	---	---	---	<1.3	---	---	---
Gross Beta	pCi/l	---	---	---	---	---	---	---	---	---	---	---	---	---	---	---	2.60	---	---	---
Uranium Activity (Calc 200.8)	pCi/l	---	---	---	---	---	---	---	---	---	---	---	---	---	---	---	<0.2031	---	---	---
Uranium Activity (Calc 907.0)	pCi/l	---	---	---	---	---	---	---	---	---	---	---	---	---	---	---	0.3	---	---	---
Radionuclides																				
Radium 226	pCi/l	---	---	---	---	---	---	---	---	---	---	---	---	---	---	---	<0.22	---	---	---
Radium 226 + Radium 228	pCi/l	---	---	---	---	---	---	---	---	---	---	---	---	---	---	---	--	---	---	---
Radium 228	pCi/l	---	---	---	---	---	---	---	---	---	---	---	---	---	---	---	<1.20	---	---	---
Uranium 234	pCi/l	---	---	---	---	---	---	---	---	---	---	---	---	---	---	---	0.2	---	---	---
Uranium 235	pCi/l	---	---	---	---	---	---	---	---	---	---	---	---	---	---	---	<0.10	---	---	---
Uranium 238	pCi/l	---	---	---	---	---	---	---	---	---	---	---	---	---	---	---	<0.09	---	---	---
Stable Isotopes																				
Delta Carbon-13 of DIC	per mil	---	---	---	---	---	---	---	---	---	---	---	---	---	---	---	-16.5	---	---	---
Delta Deuterium	per mil	---	---	---	---	---	---	---	---	---	---	---	---	---	---	---	-69.2	---	---	---
Delta Oxygen-18	per mil	---	---	---	---	---	---	---	---	---	---	---	---	---	---	---	-9.50	---	---	---
Delta Oxygen-18 of Sulfate	per mil	---	---	---	---	---	---	---	---	---	---	---	---	---	---	---	0.45	---	---	---
Delta Sulfur-34	per mil	---	---	---	---	---	---	---	---	---	---	---	---	---	---	---	0.2	---	---	---

The hardness value used for calculation of hardness-dependent standards is the hardness of the sample itself, not the hardness of a receiving water.

Station Name	MC 3.4 W
Sample ID	RESE-1002150
Sample Date	11/4/2010 3:30:00 PM
Basin	Mineral Creek Watershed
Sub-basin	unknown
QC Type	Original data

Surface Water Hydrochemical Data

MONTGOMERY & ASSOCIATES

Parameters and Constituents		Standards														Results				
Name	Units	AZ Agricultural Livestock Watering		AZ Aquatic and Wildlife - Ephemeral Acute		AZ Aquatic and Wildlife - Warm Water Acute		AZ Aquatic and Wildlife - Warm Water Chronic		AZ Full Body Contact		AZ Fish Consumption		AZ Partial Body Contact		Dissolved Results	Total Results	Total Recoverable Results	Field Results	Use Exceeded
		Standard	Fraction	Standard	Fraction	Standard	Fraction	Standard	Fraction	Standard	Fraction	Standard	Fraction	Standard	Fraction					
Field Parameters																				
Dissolved oxygen	mg/l	---	---	---	---	6	---	6	---	---	---	---	---	---	---	---	---	---	9.30	---
Flow Rate	gallons/minute	---	---	---	---	---	---	---	---	---	---	---	---	---	---	---	---	---	135.0	---
pH (Field)	s.u.	6.5 - 9	---	6.5 - 9	---	6.5 - 9	---	6.5 - 9	---	6.5 - 9	---	---	---	6.5 - 9	---	---	---	---	7.96	---
Specific Conductance (Field)	uS/cm	---	---	---	---	---	---	---	---	---	---	---	---	---	---	---	---	---	372.0	---
Temperature (Field)	Deg C	---	---	---	---	---	---	---	---	---	---	---	---	---	---	---	---	---	18.90	---
Turbidity (Field)	NTUs	---	---	---	---	---	---	---	---	---	---	---	---	---	---	---	---	---	4.61	---
Inorganics																				
Alkalinity (as CaCO3)	mg/l	---	---	---	---	---	---	---	---	---	---	---	---	---	---	---	190	---	---	---
Bicarbonate (Calculated by M&A)	mg/l	---	---	---	---	---	---	---	---	---	---	---	---	---	---	---	232	---	---	---
Bicarbonate Alkalinity (as CaCO3)	mg/l	---	---	---	---	---	---	---	---	---	---	---	---	---	---	---	190	---	---	---
Bromide	mg/l	---	---	---	---	---	---	---	---	---	---	---	---	---	---	---	0.107	---	---	---
Carbonate (Calculated by M&A)	mg/l	---	---	---	---	---	---	---	---	---	---	---	---	---	---	---	--	---	---	---
Carbonate Alkalinity (as CaCO3)	mg/l	---	---	---	---	---	---	---	---	---	---	---	---	---	---	---	<1.0	---	---	---
Chloride	mg/l	---	---	---	---	---	---	---	---	---	---	---	---	---	---	---	11.30	---	---	---
Fluoride	mg/l	---	---	---	---	---	---	---	---	140	---	---	---	140	---	---	0.278	---	---	---
Hardness (as CaCO3)	mg/l	---	---	---	---	---	---	---	---	---	---	---	---	---	---	---	---	208.0	---	---
Silica	mg/l	---	---	---	---	---	---	---	---	---	---	---	---	---	---	61.8	---	---	---	---
Sulfate	mg/l	---	---	---	---	---	---	---	---	---	---	---	---	---	---	---	47.40	---	---	---
Lab Parameters																				
Total Dissolved Solids (Laboratory)	mg/l	---	---	---	---	---	---	---	---	---	---	---	---	---	---	---	314	---	---	---
Total Suspended Solids	mg/l	---	---	---	---	---	---	---	---	---	---	---	---	---	---	---	5.0	---	---	---
Metals																				
Aluminum	mg/l	---	---	---	---	---	---	---	---	---	---	---	---	---	---	<0.080	---	---	---	---
Antimony	mg/l	---	---	---	---	0.088	DIS	0.03	DIS	0.747	TRC	0.64	TRC	0.747	TRC	<0.00300	---	<0.00300	---	---
Arsenic	mg/l	0.2	TRC	0.44	DIS	0.34	DIS	0.15	DIS	0.03	TRC	0.08	TRC	0.28	TRC	<0.0250	---	<0.0250	---	---
Barium	mg/l	---	---	---	---	---	---	---	---	98	TRC	---	---	98	TRC	0.0350	---	---	---	---
Beryllium	mg/l	---	---	---	---	---	---	---	---	1.867	TRC	0.084	TRC	1.867	TRC	---	---	<0.00200	---	---
Boron	mg/l	---	---	---	---	---	---	---	---	186.667	TRC	---	---	186.667	TRC	---	---	<0.040	---	---
Cadmium	mg/l	0.05	---	0.046456	DIS	0.016031	DIS	0.000933	DIS	0.7	TRC	0.084	TRC	0.7	TRC	<0.000024	---	<0.002000	---	---
Calcium	mg/l	---	---	---	---	---	---	---	---	---	---	---	---	---	---	---	---	58.1	---	---
Chromium	mg/l	1	---	---	---	---	---	---	---	---	---	---	---	---	---	---	---	<0.0060	---	---
Chromium, Hexavalent‡	mg/l	---	---	0.034	DIS	0.016	DIS	0.011	DIS	2.8	TRC	0.15	TRC	2.8	TRC	---	---	<0.0060	---	---
Chromium, Trivalent‡	mg/l	---	---	3.4826	TRC	1.038	TRC	0.135	TRC	1400	TRC	75	TRC	1400	TRC	---	---	<0.0060	---	---
Cobalt	mg/l	---	---	---	---	---	---	---	---	---	---	---	---	---	---	<0.0060	---	---	---	---
Copper	mg/l	0.5	TRC	0.04638	DIS	0.02679	DIS	0.01675	DIS	1.3	TRC	---	---	1.3	TRC	0.00137	---	<0.01000	---	---
Iron	mg/l	---	---	---	---	---	---	1	DIS	---	---	---	---	---	---	<0.060	---	---	---	---
Lead	mg/l	0.1	TRC	0.299528	DIS	0.141926	DIS	0.005531	DIS	0.015	TRC	---	---	0.015	TRC	0.000019 j	---	<0.003000	---	---
Magnesium	mg/l	---	---	---	---	---	---	---	---	---	---	---	---	---	---	---	---	15.30	---	---
Manganese	mg/l	---	---	---	---	---	---	---	---	130.667	---	---	---	130.667	---	0.0096	---	0.0176	---	---
Mercury	mg/l	0.01	TRC	0.005	DIS	0.0024	DIS	0.00001	DIS	0.28	TRC	---	---	0.28	TRC	---	<0.00020	---	---	AZ Aquatic and Wildlife - Warm Water Chronic*
Molybdenum	mg/l	---	---	---	---	---	---	---	---	---	---	---	---	---	---	<0.0080	---	---	---	---
Nickel	mg/l	---	---	7.72684	DIS	0.87005	DIS	0.09664	DIS	28	TRC	0.511	TRC	28	TRC	0.00244	---	<0.01000	---	---
Potassium	mg/l	---	---	---	---	---	---	---	---	---	---	---	---	---	---	---	---	1.38	---	---
Selenium	mg/l	0.05	TRC	0.033	TRC	---	---	0.002	TRC	4.667	TRC	0.667	TRC	4.667	TRC	---	---	0.00204 jd	---	AZ Aquatic and Wildlife - Warm Water Chronic
Silver	mg/l	---	---	0.011337	DIS	0.011337	DIS	---	---	4.667	TRC	8	TRC	4.667	TRC	<0.000100	---	<0.005000	---	---
Sodium	mg/l	---	---	---	---	---	---	---	---	---	---	---	---	---	---	---	---	26.8	---	---

Station Name	MC 3.4 W
Sample ID	RESE-1002150
Sample Date	11/4/2010 3:30:00 PM
Basin	Mineral Creek Watershed
Sub-basin	unknown
QC Type	Original data

Surface Water Hydrochemical Data

MONTGOMERY & ASSOCIATES

Parameters and Constituents		Standards														Results				
Name	Units	AZ Agricultural Livestock Watering		AZ Aquatic and Wildlife - Ephemeral Acute		AZ Aquatic and Wildlife - Warm Water Acute		AZ Aquatic and Wildlife - Warm Water Chronic		AZ Full Body Contact		AZ Fish Consumption		AZ Partial Body Contact		Dissolved Results	Total Results	Total Recoverable Results	Field Results	Use Exceeded
		Standard	Fraction	Standard	Fraction	Standard	Fraction	Standard	Fraction	Standard	Fraction	Standard	Fraction	Standard	Fraction					
Metals																				
Strontium	mg/l	---	---	---	---	---	---	---	---	---	---	---	---	---	---	0.215	---	---	---	---
Thallium	mg/l	---	---	---	---	0.7	DIS	0.15	DIS	0.075	TRC	0.001	TRC	0.075	TRC	<0.00100	---	<0.00100	---	AZ Fish Consumption*
Zinc	mg/l	25	TRC	2.0682	DIS	0.2179	DIS	0.2179	DIS	280	TRC	5.106	TRC	280	TRC	<0.0100	---	<0.0100	---	---
Other																				
Dissolved Organic Carbon	mg/l	---	---	---	---	---	---	---	---	---	---	---	---	---	---	6.22	---	---	---	---

The hardness value used for calculation of hardness-dependent standards is the hardness of the sample itself, not the hardness of a receiving water.
* Detection limit exceeds standard
‡ For comparison only - no analysis exists

Station Name	MC 3.4 W
Sample ID	RESE-1002164
Sample Date	2/24/2011 4:00:00 PM
Basin	Mineral Creek Watershed
Sub-basin	unknown
QC Type	Original data

Surface Water Hydrochemical Data

MONTGOMERY & ASSOCIATES

Parameters and Constituents		Standards														Results				
Name	Units	AZ Agricultural Livestock Watering		AZ Aquatic and Wildlife - Ephemeral Acute		AZ Aquatic and Wildlife - Warm Water Acute		AZ Aquatic and Wildlife - Warm Water Chronic		AZ Full Body Contact		AZ Fish Consumption		AZ Partial Body Contact		Dissolved Results	Total Results	Total Recoverable Results	Field Results	Use Exceeded
		Standard	Fraction	Standard	Fraction	Standard	Fraction	Standard	Fraction	Standard	Fraction	Standard	Fraction	Standard	Fraction					
Field Parameters																				
Dissolved oxygen	mg/l	---	---	---	---	6	---	6	---	---	---	---	---	---	---	---	---	---	7.75	---
Flow Rate	gallons/minute	---	---	---	---	---	---	---	---	---	---	---	---	---	---	---	---	---	5.0 j	---
pH (Field)	s.u.	6.5 - 9	---	6.5 - 9	---	6.5 - 9	---	6.5 - 9	---	6.5 - 9	---	---	---	6.5 - 9	---	---	---	---	8.11	---
Specific Conductance (Field)	uS/cm	---	---	---	---	---	---	---	---	---	---	---	---	---	---	---	---	---	230.0	---
Temperature (Field)	Deg C	---	---	---	---	---	---	---	---	---	---	---	---	---	---	---	---	---	20.30	---
Turbidity (Field)	NTUs	---	---	---	---	---	---	---	---	---	---	---	---	---	---	---	---	---	0.29	---
Inorganics																				
Alkalinity (as CaCO3)	mg/l	---	---	---	---	---	---	---	---	---	---	---	---	---	---	---	120	---	---	---
Bicarbonate (Calculated by M&A)	mg/l	---	---	---	---	---	---	---	---	---	---	---	---	---	---	---	146	---	---	---
Bicarbonate Alkalinity (as CaCO3)	mg/l	---	---	---	---	---	---	---	---	---	---	---	---	---	---	---	120	---	---	---
Bromide	mg/l	---	---	---	---	---	---	---	---	---	---	---	---	---	---	---	<0.100	---	---	---
Carbonate (Calculated by M&A)	mg/l	---	---	---	---	---	---	---	---	---	---	---	---	---	---	---	--	---	---	---
Carbonate Alkalinity (as CaCO3)	mg/l	---	---	---	---	---	---	---	---	---	---	---	---	---	---	---	<1.0	---	---	---
Chloride	mg/l	---	---	---	---	---	---	---	---	---	---	---	---	---	---	---	4.47	---	---	---
Fluoride	mg/l	---	---	---	---	---	---	---	---	140	---	---	---	140	---	---	0.320	---	---	---
Hardness (as CaCO3)	mg/l	---	---	---	---	---	---	---	---	---	---	---	---	---	---	---	---	86.3	---	---
Silica	mg/l	---	---	---	---	---	---	---	---	---	---	---	---	---	---	73.3	---	---	---	---
Sulfate	mg/l	---	---	---	---	---	---	---	---	---	---	---	---	---	---	---	4.28	---	---	---
Lab Parameters																				
Total Dissolved Solids (Laboratory)	mg/l	---	---	---	---	---	---	---	---	---	---	---	---	---	---	---	212	---	---	---
Total Suspended Solids	mg/l	---	---	---	---	---	---	---	---	---	---	---	---	---	---	---	<5.0	---	---	---
Metals																				
Aluminum	mg/l	---	---	---	---	---	---	---	---	---	---	---	---	---	---	<0.080	---	---	---	---
Antimony	mg/l	---	---	---	---	0.088	DIS	0.03	DIS	0.747	TRC	0.64	TRC	0.747	TRC	<0.00300	---	<0.00300	---	---
Arsenic	mg/l	0.2	TRC	0.44	DIS	0.34	DIS	0.15	DIS	0.03	TRC	0.08	TRC	0.28	TRC	<0.0250	---	<0.0250	---	---
Barium	mg/l	---	---	---	---	---	---	---	---	98	TRC	---	---	98	TRC	---	---	0.0156	---	---
Beryllium	mg/l	---	---	---	---	---	---	---	---	1.867	TRC	0.084	TRC	1.867	TRC	---	---	<0.00200	---	---
Boron	mg/l	---	---	---	---	---	---	---	---	186.667	TRC	---	---	186.667	TRC	---	---	<0.040	---	---
Cadmium	mg/l	0.05	---	0.019761	DIS	0.006819	DIS	0.000507	DIS	0.7	TRC	0.084	TRC	0.7	TRC	<0.000036	---	<0.002000	---	---
Calcium	mg/l	---	---	---	---	---	---	---	---	---	---	---	---	---	---	---	---	26.7	---	---
Chromium	mg/l	1	---	---	---	---	---	---	---	---	---	---	---	---	---	---	---	<0.0060	---	---
Chromium, Hexavalent‡	mg/l	---	---	0.034	DIS	0.016	DIS	0.011	DIS	2.8	TRC	0.15	TRC	2.8	TRC	---	---	<0.0060	---	---
Chromium, Trivalent‡	mg/l	---	---	1.6943	TRC	0.505	TRC	0.0657	TRC	1400	TRC	75	TRC	1400	TRC	---	---	<0.0060	---	---
Cobalt	mg/l	---	---	---	---	---	---	---	---	---	---	---	---	---	---	<0.0060	---	---	---	---
Copper	mg/l	0.5	TRC	0.02025	DIS	0.0117	DIS	0.0079	DIS	1.3	TRC	---	---	1.3	TRC	<0.00100	---	<0.01000	---	---
Iron	mg/l	---	---	---	---	---	---	1	DIS	---	---	---	---	---	---	<0.060	---	---	---	---
Lead	mg/l	0.1	TRC	0.116052	DIS	0.054989	DIS	0.002143	DIS	0.015	TRC	---	---	0.015	TRC	<0.000019	---	<0.003000	---	---
Magnesium	mg/l	---	---	---	---	---	---	---	---	---	---	---	---	---	---	---	---	4.77	---	---
Manganese	mg/l	---	---	---	---	---	---	---	---	130.667	---	---	---	130.667	---	<0.0040	---	<0.0040	---	---
Mercury	mg/l	0.01	TRC	0.005	DIS	0.0024	DIS	0.00001	DIS	0.28	TRC	---	---	0.28	TRC	---	<0.00020	---	---	AZ Aquatic and Wildlife - Warm Water Chronic*
Molybdenum	mg/l	---	---	---	---	---	---	---	---	---	---	---	---	---	---	<0.0080	---	---	---	---
Nickel	mg/l	---	---	3.67101	DIS	0.41336	DIS	0.04591	DIS	28	TRC	0.511	TRC	28	TRC	<0.00100	---	<0.01000	---	---
Potassium	mg/l	---	---	---	---	---	---	---	---	---	---	---	---	---	---	---	---	1.16	---	---
Selenium	mg/l	0.05	TRC	0.033	TRC	---	---	0.002	TRC	4.667	TRC	0.667	TRC	4.667	TRC	---	---	<0.00034	---	---
Silver	mg/l	---	---	0.002497	DIS	0.002497	DIS	---	---	4.667	TRC	8	TRC	4.667	TRC	<0.000100	---	<0.005000	---	---
Sodium	mg/l	---	---	---	---	---	---	---	---	---	---	---	---	---	---	---	---	19.5	---	---

Station Name	MC 3.4 W
Sample ID	RESE-1002164
Sample Date	2/24/2011 4:00:00 PM
Basin	Mineral Creek Watershed
Sub-basin	unknown
QC Type	Original data

Surface Water Hydrochemical Data

MONTGOMERY & ASSOCIATES

Parameters and Constituents		Standards														Results				
Name	Units	AZ Agricultural Livestock Watering		AZ Aquatic and Wildlife - Ephemeral Acute		AZ Aquatic and Wildlife - Warm Water Acute		AZ Aquatic and Wildlife - Warm Water Chronic		AZ Full Body Contact		AZ Fish Consumption		AZ Partial Body Contact		Dissolved Results	Total Results	Total Recoverable Results	Field Results	Use Exceeded
		Standard	Fraction	Standard	Fraction	Standard	Fraction	Standard	Fraction	Standard	Fraction	Standard	Fraction	Standard	Fraction					
Metals																				
Thallium	mg/l	---	---	---	---	0.7	DIS	0.15	DIS	0.075	TRC	0.001	TRC	0.075	TRC	<0.00100	---	<0.00100	---	AZ Fish Consumption*
Zinc	mg/l	25	TRC	0.9815	DIS	0.1034	DIS	0.1034	DIS	280	TRC	5.106	TRC	280	TRC	<0.0100	---	<0.0100	---	---

The hardness value used for calculation of hardness-dependent standards is the hardness of the sample itself, not the hardness of a receiving water.
* Detection limit exceeds standard
‡ For comparison only - no analysis exists

Station Name	MC 3.4 W
Sample ID	RESE-1002173
Sample Date	5/31/2011 2:30:00 PM
Basin	Mineral Creek Watershed
Sub-basin	unknown
QC Type	Original data

Surface Water Hydrochemical Data

MONTGOMERY & ASSOCIATES

Parameters and Constituents		Standards														Results				
Name	Units	AZ Agricultural Livestock Watering		AZ Aquatic and Wildlife - Ephemeral Acute		AZ Aquatic and Wildlife - Warm Water Acute		AZ Aquatic and Wildlife - Warm Water Chronic		AZ Full Body Contact		AZ Fish Consumption		AZ Partial Body Contact		Dissolved Results	Total Results	Total Recoverable Results	Field Results	Use Exceeded
		Standard	Fraction	Standard	Fraction	Standard	Fraction	Standard	Fraction	Standard	Fraction	Standard	Fraction	Standard	Fraction					
Field Parameters																				
Dissolved oxygen	mg/l	---	---	---	---	6	---	6	---	---	---	---	---	---	---	---	---	---	6.93	---
Flow Rate	gallons/minute	---	---	---	---	---	---	---	---	---	---	---	---	---	---	---	---	---	5.0 j	---
pH (Field)	s.u.	6.5 - 9	---	6.5 - 9	---	6.5 - 9	---	6.5 - 9	---	6.5 - 9	---	---	---	6.5 - 9	---	---	---	---	7.62	---
Specific Conductance (Field)	uS/cm	---	---	---	---	---	---	---	---	---	---	---	---	---	---	---	---	---	309.0	---
Temperature (Field)	Deg C	---	---	---	---	---	---	---	---	---	---	---	---	---	---	---	---	---	23.30	---
Turbidity (Field)	NTUs	---	---	---	---	---	---	---	---	---	---	---	---	---	---	---	---	---	1.33	---
Inorganics																				
Alkalinity (as CaCO3)	mg/l	---	---	---	---	---	---	---	---	---	---	---	---	---	---	---	131	---	---	---
Bicarbonate (Calculated by M&A)	mg/l	---	---	---	---	---	---	---	---	---	---	---	---	---	---	---	160	---	---	---
Bicarbonate Alkalinity (as CaCO3)	mg/l	---	---	---	---	---	---	---	---	---	---	---	---	---	---	---	131	---	---	---
Bromide	mg/l	---	---	---	---	---	---	---	---	---	---	---	---	---	---	---	<0.100	---	---	---
Carbonate (Calculated by M&A)	mg/l	---	---	---	---	---	---	---	---	---	---	---	---	---	---	---	--	---	---	---
Carbonate Alkalinity (as CaCO3)	mg/l	---	---	---	---	---	---	---	---	---	---	---	---	---	---	---	<1.0	---	---	---
Chloride	mg/l	---	---	---	---	---	---	---	---	---	---	---	---	---	---	---	5.30	---	---	---
Fluoride	mg/l	---	---	---	---	---	---	---	---	140	---	---	---	140	---	---	0.300	---	---	---
Hardness (as CaCO3)	mg/l	---	---	---	---	---	---	---	---	---	---	---	---	---	---	---	---	96.8	---	---
Silica	mg/l	---	---	---	---	---	---	---	---	---	---	---	---	---	---	77.8	---	---	---	---
Sulfate	mg/l	---	---	---	---	---	---	---	---	---	---	---	---	---	---	---	4.17	---	---	---
Lab Parameters																				
Total Dissolved Solids (Laboratory)	mg/l	---	---	---	---	---	---	---	---	---	---	---	---	---	---	---	237	---	---	---
Total Suspended Solids	mg/l	---	---	---	---	---	---	---	---	---	---	---	---	---	---	---	<5.0	---	---	---
Metals																				
Aluminum	mg/l	---	---	---	---	---	---	---	---	---	---	---	---	---	---	<0.080	---	---	---	---
Antimony	mg/l	---	---	---	---	0.088	DIS	0.03	DIS	0.747	TRC	0.64	TRC	0.747	TRC	<0.00300	---	<0.00300	---	---
Arsenic	mg/l	0.2	TRC	0.44	DIS	0.34	DIS	0.15	DIS	0.03	TRC	0.08	TRC	0.28	TRC	<0.0250	---	<0.0250	---	---
Barium	mg/l	---	---	---	---	---	---	---	---	98	TRC	---	---	98	TRC	---	---	0.0163	---	---
Beryllium	mg/l	---	---	---	---	---	---	---	---	1.867	TRC	0.084	TRC	1.867	TRC	---	---	<0.00200	---	---
Boron	mg/l	---	---	---	---	---	---	---	---	186.667	TRC	---	---	186.667	TRC	---	---	<0.040	---	---
Cadmium	mg/l	0.05	---	0.022095	DIS	0.007624	DIS	0.000549	DIS	0.7	TRC	0.084	TRC	0.7	TRC	<0.000026	---	<0.002000	---	---
Calcium	mg/l	---	---	---	---	---	---	---	---	---	---	---	---	---	---	---	---	30.2	---	---
Chromium	mg/l	1	---	---	---	---	---	---	---	---	---	---	---	---	---	---	---	<0.0060	---	---
Chromium, Hexavalent‡	mg/l	---	---	0.034	DIS	0.016	DIS	0.011	DIS	2.8	TRC	0.15	TRC	2.8	TRC	---	---	<0.0060	---	---
Chromium, Trivalent‡	mg/l	---	---	1.8614	TRC	0.5548	TRC	0.0722	TRC	1400	TRC	75	TRC	1400	TRC	---	---	<0.0060	---	---
Cobalt	mg/l	---	---	---	---	---	---	---	---	---	---	---	---	---	---	<0.0060	---	---	---	---
Copper	mg/l	0.5	TRC	0.02256	DIS	0.01303	DIS	0.00871	DIS	1.3	TRC	---	---	1.3	TRC	<0.00100	---	<0.01000	---	---
Iron	mg/l	---	---	---	---	---	---	1	DIS	---	---	---	---	---	---	<0.060	---	---	---	---
Lead	mg/l	0.1	TRC	0.131551	DIS	0.062333	DIS	0.002429	DIS	0.015	TRC	---	---	0.015	TRC	<0.000042	---	<0.003000	---	---
Magnesium	mg/l	---	---	---	---	---	---	---	---	---	---	---	---	---	---	---	---	5.20	---	---
Manganese	mg/l	---	---	---	---	---	---	---	---	130.667	---	---	---	130.667	---	<0.0040	---	<0.0040	---	---
Mercury	mg/l	0.01	TRC	0.005	DIS	0.0024	DIS	0.00001	DIS	0.28	TRC	---	---	0.28	TRC	---	<0.00020	---	---	AZ Aquatic and Wildlife - Warm Water Chronic*
Molybdenum	mg/l	---	---	---	---	---	---	---	---	---	---	---	---	---	---	<0.0080	---	---	---	---
Nickel	mg/l	---	---	4.04549	DIS	0.45553	DIS	0.0506	DIS	28	TRC	0.511	TRC	28	TRC	<0.00100	---	<0.01000	---	---
Potassium	mg/l	---	---	---	---	---	---	---	---	---	---	---	---	---	---	---	---	<0.50	---	---
Selenium	mg/l	0.05	TRC	0.033	TRC	---	---	0.002	TRC	4.667	TRC	0.667	TRC	4.667	TRC	---	---	<0.00108	---	---
Silver	mg/l	---	---	0.003042	DIS	0.003042	DIS	---	---	4.667	TRC	8	TRC	4.667	TRC	<0.000100	---	<0.005000	---	---
Sodium	mg/l	---	---	---	---	---	---	---	---	---	---	---	---	---	---	---	---	21.8	---	---

Station Name	MC 3.4 W
Sample ID	RESE-1002173
Sample Date	5/31/2011 2:30:00 PM
Basin	Mineral Creek Watershed
Sub-basin	unknown
QC Type	Original data

Surface Water Hydrochemical Data

MONTGOMERY & ASSOCIATES

Parameters and Constituents		Standards														Results				
Name	Units	AZ Agricultural Livestock Watering		AZ Aquatic and Wildlife - Ephemeral Acute		AZ Aquatic and Wildlife - Warm Water Acute		AZ Aquatic and Wildlife - Warm Water Chronic		AZ Full Body Contact		AZ Fish Consumption		AZ Partial Body Contact		Dissolved Results	Total Results	Total Recoverable Results	Field Results	Use Exceeded
		Standard	Fraction	Standard	Fraction	Standard	Fraction	Standard	Fraction	Standard	Fraction	Standard	Fraction	Standard	Fraction					
Metals																				
Strontium (by isotope dilution)	ppm	---	---	---	---	---	---	---	---	---	---	---	---	---	---	---	0.1255	---	---	---
Thallium	mg/l	---	---	---	---	0.7	DIS	0.15	DIS	0.075	TRC	0.001	TRC	0.075	TRC	<0.00100	---	<0.00100	---	AZ Fish Consumption*
Uranium	mg/l	---	---	---	---	---	---	---	---	2.8	---	---	---	2.8	---	---	0.0006	---	---	---
Zinc	mg/l	25	TRC	1.0818	DIS	0.114	DIS	0.114	DIS	280	TRC	5.106	TRC	280	TRC	<0.0100	---	<0.0100	---	---
Radiogenic Isotopes																				
Carbon 14	pmC	---	---	---	---	---	---	---	---	---	---	---	---	---	---	---	72.17	---	---	---
Strontium 87/86	none	---	---	---	---	---	---	---	---	---	---	---	---	---	---	---	0.710293	---	---	---
Tritium	TU	---	---	---	---	---	---	---	---	---	---	---	---	---	---	---	<1.00	---	---	---
Radiologicals																				
Gross Alpha	pCi/l	---	---	---	---	---	---	---	---	---	---	---	---	---	---	---	2.0	---	---	---
Gross Alpha, Adjusted	pCi/l	---	---	---	---	---	---	---	---	---	---	---	---	---	---	---	-0.5	---	---	---
Gross Beta	pCi/l	---	---	---	---	---	---	---	---	---	---	---	---	---	---	---	<4.10	---	---	---
Radionuclides																				
Radium 226	pCi/l	---	---	---	---	---	---	---	---	---	---	---	---	---	---	---	<0.23	---	---	---
Radium 226 + Radium 228	pCi/l	---	---	---	---	---	---	---	---	---	---	---	---	---	---	---	--	---	---	---
Radium 228	pCi/l	---	---	---	---	---	---	---	---	---	---	---	---	---	---	---	<1.20	---	---	---
Uranium 234	pCi/l	---	---	---	---	---	---	---	---	---	---	---	---	---	---	---	2.5	---	---	---
Uranium 235	pCi/l	---	---	---	---	---	---	---	---	---	---	---	---	---	---	---	<1.00	---	---	---
Uranium 238	pCi/l	---	---	---	---	---	---	---	---	---	---	---	---	---	---	---	<1.00	---	---	---
Stable Isotopes																				
Delta Carbon-13 of DIC	per mil	---	---	---	---	---	---	---	---	---	---	---	---	---	---	---	-15.8	---	---	---
Delta Deuterium	per mil	---	---	---	---	---	---	---	---	---	---	---	---	---	---	---	-72.5	---	---	---
Delta Oxygen-18	per mil	---	---	---	---	---	---	---	---	---	---	---	---	---	---	---	-10.15	---	---	---
Delta Oxygen-18 of Sulfate	per mil	---	---	---	---	---	---	---	---	---	---	---	---	---	---	---	-2.50	---	---	---
Delta Sulfur-34	per mil	---	---	---	---	---	---	---	---	---	---	---	---	---	---	---	2.9	---	---	---

The hardness value used for calculation of hardness-dependent standards is the hardness of the sample itself, not the hardness of a receiving water.

* Detection limit exceeds standard

‡ For comparison only - no analysis exists

Station Name	MC 3.4 W
Sample ID	RESE-1002173
Sample Date	5/31/2011 2:30:00 PM
Basin	Mineral Creek Watershed
Sub-basin	unknown
QC Type	Split samples

Surface Water Hydrochemical Data

MONTGOMERY & ASSOCIATES

Parameters and Constituents		Standards														Results				
Name	Units	AZ Agricultural Livestock Watering		AZ Aquatic and Wildlife - Ephemeral Acute		AZ Aquatic and Wildlife - Warm Water Acute		AZ Aquatic and Wildlife - Warm Water Chronic		AZ Full Body Contact		AZ Fish Consumption		AZ Partial Body Contact		Dissolved Results	Total Results	Total Recoverable Results	Field Results	Use Exceeded
		Standard	Fraction	Standard	Fraction	Standard	Fraction	Standard	Fraction	Standard	Fraction	Standard	Fraction	Standard	Fraction					
Inorganics																				
Alkalinity (as CaCO3)	mg/l	---	---	---	---	---	---	---	---	---	---	---	---	---	---	---	130	---	---	---
Alkalinity, Phenolphthalein	mg/l	---	---	---	---	---	---	---	---	---	---	---	---	---	---	---	<6.0	---	---	---
Bicarbonate (Calculated by M&A)	mg/l	---	---	---	---	---	---	---	---	---	---	---	---	---	---	---	159	---	---	---
Bicarbonate Alkalinity (as CaCO3)	mg/l	---	---	---	---	---	---	---	---	---	---	---	---	---	---	---	130	---	---	---
Bromide	mg/l	---	---	---	---	---	---	---	---	---	---	---	---	---	---	---	<0.500	---	---	---
Carbonate (Calculated by M&A)	mg/l	---	---	---	---	---	---	---	---	---	---	---	---	---	---	---	--	---	---	---
Carbonate Alkalinity (as CaCO3)	mg/l	---	---	---	---	---	---	---	---	---	---	---	---	---	---	---	<6.0	---	---	---
Chloride	mg/l	---	---	---	---	---	---	---	---	---	---	---	---	---	---	---	5.10	---	---	---
Cyanide, Amenable	mg/l	---	---	---	---	---	---	---	---	---	---	---	---	---	---	---	<0.0080	---	---	---
Fluoride	mg/l	---	---	---	---	---	---	---	---	140	---	---	---	140	---	---	<0.400	---	---	---
Hardness (as CaCO3)	mg/l	---	---	---	---	---	---	---	---	---	---	---	---	---	---	92.0	91.0	---	---	---
Hydroxide Alkalinity (as CaCO3)	mg/l	---	---	---	---	---	---	---	---	---	---	---	---	---	---	---	<6.0	---	---	---
Nitrate as N	mg/l	---	---	---	---	---	---	---	---	3733.33	---	---	---	3733.33	---	---	<0.20	---	---	---
Nitrate+Nitrite as N (calculated by M&A)	mg/l	---	---	---	---	---	---	---	---	3733.33	---	---	---	3733.33	---	---	--	---	---	---
Nitrite as N	mg/l	---	---	---	---	---	---	---	---	233.33	---	---	---	233.33	---	---	<0.20	---	---	---
Silica	mg/l	---	---	---	---	---	---	---	---	---	---	---	---	---	---	79.0	77.0	---	---	---
Sulfate	mg/l	---	---	---	---	---	---	---	---	---	---	---	---	---	---	---	4.40	---	---	---
Sulfide	mg/l	---	---	---	---	---	---	---	---	---	---	---	---	---	---	---	<0.050	---	---	---
Lab Parameters																				
pH (Laboratory)	s.u.	6.5 - 9	---	6.5 - 9	---	6.5 - 9	---	6.5 - 9	---	6.5 - 9	---	---	---	6.5 - 9	---	---	8.16	---	---	---
Specific Conductance (Laboratory)	uS/cm	---	---	---	---	---	---	---	---	---	---	---	---	---	---	---	260	---	---	---
Temperature (Laboratory)	Deg C	---	---	---	---	---	---	---	---	---	---	---	---	---	---	---	19.2	---	---	---
Total Dissolved Solids (Laboratory)	mg/l	---	---	---	---	---	---	---	---	---	---	---	---	---	---	---	210	---	---	---
Metals																				
Aluminum	mg/l	---	---	---	---	---	---	---	---	---	---	---	---	---	---	<0.200	<0.200	---	---	---
Antimony	mg/l	---	---	---	---	0.088	DIS	0.03	DIS	0.747	TRC	0.64	TRC	0.747	TRC	<0.00300	<0.01500	---	---	---
Arsenic	mg/l	0.2	TRC	0.44	DIS	0.34	DIS	0.15	DIS	0.03	TRC	0.08	TRC	0.28	TRC	0.0028	<0.0050	---	---	---
Barium	mg/l	---	---	---	---	---	---	---	---	98	TRC	---	---	98	TRC	0.0160	0.0160	---	---	---
Beryllium	mg/l	---	---	---	---	---	---	---	---	1.867	TRC	0.084	TRC	1.867	TRC	<0.00100	<0.00100	---	---	---
Boron	mg/l	---	---	---	---	---	---	---	---	186.667	TRC	---	---	186.667	TRC	<0.200	<0.200	---	---	---
Cadmium	mg/l	0.05	---	0.020807	DIS	0.00718	DIS	0.000526	DIS	0.7	TRC	0.084	TRC	0.7	TRC	<0.001000	<0.005000	---	---	AZ Aquatic and Wildlife - Warm Water Chronic*
Calcium	mg/l	---	---	---	---	---	---	---	---	---	---	---	---	---	---	28.0	28.0	---	---	---
Chromium	mg/l	1	---	---	---	---	---	---	---	---	---	---	---	---	---	<0.0010	<0.0050	---	---	---
Chromium, Hexavalent‡	mg/l	---	---	0.034	DIS	0.016	DIS	0.011	DIS	2.8	TRC	0.15	TRC	2.8	TRC	<0.0010	<0.0050	---	---	---
Chromium, Trivalent‡	mg/l	---	---	1.7696	TRC	0.5274	TRC	0.0686	TRC	1400	TRC	75	TRC	1400	TRC	<0.0010	<0.0050	---	---	---
Cobalt	mg/l	---	---	---	---	---	---	---	---	---	---	---	---	---	---	<0.0010	<0.0050	---	---	---
Copper	mg/l	0.5	TRC	0.02128	DIS	0.0123	DIS	0.00826	DIS	1.3	TRC	---	---	1.3	TRC	<0.00100	<0.00500	---	---	---
Iron	mg/l	---	---	---	---	---	---	1	DIS	---	---	---	---	---	---	<0.050	<0.050	---	---	---
Lead	mg/l	0.1	TRC	0.122976	DIS	0.05827	DIS	0.002271	DIS	0.015	TRC	---	---	0.015	TRC	<0.001000	<0.005000	---	---	---
Magnesium	mg/l	---	---	---	---	---	---	---	---	---	---	---	---	---	---	5.10	5.20	---	---	---
Manganese	mg/l	---	---	---	---	---	---	---	---	130.667	---	---	---	130.667	---	<0.0100	<0.0100	---	---	---
Mercury	mg/l	0.01	TRC	0.005	DIS	0.0024	DIS	0.00001	DIS	0.28	TRC	---	---	0.28	TRC	<0.00020	<0.00020	---	---	AZ Aquatic and Wildlife - Warm Water Chronic*
Molybdenum	mg/l	---	---	---	---	---	---	---	---	---	---	---	---	---	---	<0.0010	<0.0050	---	---	---
Nickel	mg/l	---	---	3.83945	DIS	0.43233	DIS	0.04802	DIS	28	TRC	0.511	TRC	28	TRC	0.00190	<0.00500	---	---	---
Potassium	mg/l	---	---	---	---	---	---	---	---	---	---	---	---	---	---	<2.00	<2.00	---	---	---

Station Name	MC 3.4 W
Sample ID	RESE-1002173
Sample Date	5/31/2011 2:30:00 PM
Basin	Mineral Creek Watershed
Sub-basin	unknown
QC Type	Split samples

Surface Water Hydrochemical Data

MONTGOMERY & ASSOCIATES

Parameters and Constituents		Standards														Results				
Name	Units	AZ Agricultural Livestock Watering		AZ Aquatic and Wildlife - Ephemeral Acute		AZ Aquatic and Wildlife - Warm Water Acute		AZ Aquatic and Wildlife - Warm Water Chronic		AZ Full Body Contact		AZ Fish Consumption		AZ Partial Body Contact		Dissolved Results	Total Results	Total Recoverable Results	Field Results	Use Exceeded
		Standard	Fraction	Standard	Fraction	Standard	Fraction	Standard	Fraction	Standard	Fraction	Standard	Fraction	Standard	Fraction					
Metals																				
Selenium	mg/l	0.05	TRC	0.033	TRC	---	---	0.002	TRC	4.667	TRC	0.667	TRC	4.667	TRC	<0.00200	<0.01000	---	---	AZ Aquatic and Wildlife - Warm Water Chronic*
Silver	mg/l	---	---	0.002735	DIS	0.002735	DIS	---	---	4.667	TRC	8	TRC	4.667	TRC	<0.001000	<0.005000	---	---	---
Sodium	mg/l	---	---	---	---	---	---	---	---	---	---	---	---	---	---	21.0	21.0	---	---	---
Thallium	mg/l	---	---	---	---	0.7	DIS	0.15	DIS	0.075	TRC	0.001	TRC	0.075	TRC	<0.00100	<0.00500	---	---	AZ Fish Consumption*
Zinc	mg/l	25	TRC	1.0266	DIS	0.1082	DIS	0.1082	DIS	280	TRC	5.106	TRC	280	TRC	<0.0100	<0.0500	---	---	---

The hardness value used for calculation of hardness-dependent standards is the hardness of the sample itself, not the hardness of a receiving water.
* Detection limit exceeds standard
‡ For comparison only - no analysis exists

Station Name	MC 3.4 W
Sample ID	RESE-1002185
Sample Date	8/29/2011 1:10:00 PM
Basin	Mineral Creek Watershed
Sub-basin	unknown
QC Type	Original data

Surface Water Hydrochemical Data

MONTGOMERY & ASSOCIATES

Parameters and Constituents		Standards														Results				
Name	Units	AZ Agricultural Livestock Watering		AZ Aquatic and Wildlife - Ephemeral Acute		AZ Aquatic and Wildlife - Warm Water Acute		AZ Aquatic and Wildlife - Warm Water Chronic		AZ Full Body Contact		AZ Fish Consumption		AZ Partial Body Contact		Dissolved Results	Total Results	Total Recoverable Results	Field Results	Use Exceeded
		Standard	Fraction	Standard	Fraction	Standard	Fraction	Standard	Fraction	Standard	Fraction	Standard	Fraction	Standard	Fraction					
Field Parameters																				
Dissolved oxygen	mg/l	---	---	---	---	6	---	6	---	---	---	---	---	---	---	---	---	---	11.07	---
Flow Rate	gallons/minute	---	---	---	---	---	---	---	---	---	---	---	---	---	---	---	---	---	2.0 j	---
pH (Field)	s.u.	6.5 - 9	---	6.5 - 9	---	6.5 - 9	---	6.5 - 9	---	6.5 - 9	---	---	---	6.5 - 9	---	---	---	---	7.41	---
Specific Conductance (Field)	uS/cm	---	---	---	---	---	---	---	---	---	---	---	---	---	---	---	---	---	244.0	---
Temperature (Field)	Deg C	---	---	---	---	---	---	---	---	---	---	---	---	---	---	---	---	---	26.10	---
Turbidity (Field)	NTUs	---	---	---	---	---	---	---	---	---	---	---	---	---	---	---	---	---	2.24	---
Inorganics																				
Alkalinity (as CaCO3)	mg/l	---	---	---	---	---	---	---	---	---	---	---	---	---	---	---	137	---	---	---
Bicarbonate (Calculated by M&A)	mg/l	---	---	---	---	---	---	---	---	---	---	---	---	---	---	---	167	---	---	---
Bicarbonate Alkalinity (as CaCO3)	mg/l	---	---	---	---	---	---	---	---	---	---	---	---	---	---	---	137	---	---	---
Bromide	mg/l	---	---	---	---	---	---	---	---	---	---	---	---	---	---	---	<0.100	---	---	---
Carbonate (Calculated by M&A)	mg/l	---	---	---	---	---	---	---	---	---	---	---	---	---	---	---	--	---	---	---
Carbonate Alkalinity (as CaCO3)	mg/l	---	---	---	---	---	---	---	---	---	---	---	---	---	---	---	<1.0	---	---	---
Chloride	mg/l	---	---	---	---	---	---	---	---	---	---	---	---	---	---	---	6.01	---	---	---
Fluoride	mg/l	---	---	---	---	---	---	---	---	140	---	---	---	140	---	---	0.330	---	---	---
Hardness (as CaCO3)	mg/l	---	---	---	---	---	---	---	---	---	---	---	---	---	---	---	---	97.7	---	---
Silica	mg/l	---	---	---	---	---	---	---	---	---	---	---	---	---	---	77.7	---	---	---	---
Sulfate	mg/l	---	---	---	---	---	---	---	---	---	---	---	---	---	---	---	4.01	---	---	---
Lab Parameters																				
Total Dissolved Solids (Laboratory)	mg/l	---	---	---	---	---	---	---	---	---	---	---	---	---	---	---	234	---	---	---
Total Suspended Solids	mg/l	---	---	---	---	---	---	---	---	---	---	---	---	---	---	---	53.0	---	---	---
Metals																				
Aluminum	mg/l	---	---	---	---	---	---	---	---	---	---	---	---	---	---	<0.080	---	---	---	---
Antimony	mg/l	---	---	---	---	0.088	DIS	0.03	DIS	0.747	TRC	0.64	TRC	0.747	TRC	<0.00300	---	<0.00300	---	---
Arsenic	mg/l	0.2	TRC	0.44	DIS	0.34	DIS	0.15	DIS	0.03	TRC	0.08	TRC	0.28	TRC	<0.0250	---	<0.0250	---	---
Barium	mg/l	---	---	---	---	---	---	---	---	98	TRC	---	---	98	TRC	---	---	0.0205	---	---
Beryllium	mg/l	---	---	---	---	---	---	---	---	1.867	TRC	0.084	TRC	1.867	TRC	---	---	<0.00200	---	---
Boron	mg/l	---	---	---	---	---	---	---	---	186.667	TRC	---	---	186.667	TRC	---	---	<0.040	---	---
Cadmium	mg/l	0.05	---	0.022295	DIS	0.007693	DIS	0.000552	DIS	0.7	TRC	0.084	TRC	0.7	TRC	<0.000026	---	<0.002000	---	---
Calcium	mg/l	---	---	---	---	---	---	---	---	---	---	---	---	---	---	---	---	30.4	---	---
Chromium	mg/l	1	---	---	---	---	---	---	---	---	---	---	---	---	---	---	---	<0.0060	---	---
Chromium, Hexavalent‡	mg/l	---	---	0.034	DIS	0.016	DIS	0.011	DIS	2.8	TRC	0.15	TRC	2.8	TRC	---	---	<0.0060	---	---
Chromium, Trivalent‡	mg/l	---	---	1.8756	TRC	0.559	TRC	0.0727	TRC	1400	TRC	75	TRC	1400	TRC	---	---	<0.0060	---	---
Cobalt	mg/l	---	---	---	---	---	---	---	---	---	---	---	---	---	---	<0.0060	---	---	---	---
Copper	mg/l	0.5	TRC	0.02276	DIS	0.01315	DIS	0.00878	DIS	1.3	TRC	---	---	1.3	TRC	<0.00100	---	<0.01000	---	---
Iron	mg/l	---	---	---	---	---	---	1	DIS	---	---	---	---	---	---	<0.060	---	---	---	---
Lead	mg/l	0.1	TRC	0.132885	DIS	0.062965	DIS	0.002454	DIS	0.015	TRC	---	---	0.015	TRC	<0.000042	---	<0.003000	---	---
Magnesium	mg/l	---	---	---	---	---	---	---	---	---	---	---	---	---	---	---	---	5.29	---	---
Manganese	mg/l	---	---	---	---	---	---	---	---	130.667	---	---	---	130.667	---	<0.0040	---	0.0156	---	---
Mercury	mg/l	0.01	TRC	0.005	DIS	0.0024	DIS	0.00001	DIS	0.28	TRC	---	---	0.28	TRC	---	<0.00020	---	---	AZ Aquatic and Wildlife - Warm Water Chronic*
Molybdenum	mg/l	---	---	---	---	---	---	---	---	---	---	---	---	---	---	<0.0080	---	---	---	---
Nickel	mg/l	---	---	4.07729	DIS	0.45911	DIS	0.05099	DIS	28	TRC	0.511	TRC	28	TRC	<0.00100	---	<0.01000	---	---
Potassium	mg/l	---	---	---	---	---	---	---	---	---	---	---	---	---	---	---	---	0.67	---	---
Selenium	mg/l	0.05	TRC	0.033	TRC	---	---	0.002	TRC	4.667	TRC	0.667	TRC	4.667	TRC	---	---	<0.00070	---	---
Silver	mg/l	---	---	0.003091	DIS	0.003091	DIS	---	---	4.667	TRC	8	TRC	4.667	TRC	<0.000100	---	<0.005000	---	---
Sodium	mg/l	---	---	---	---	---	---	---	---	---	---	---	---	---	---	---	---	22.3	---	---

Surface Water Hydrochemical Data

Station Name	MC 3.4 W
Sample ID	RESE-1002185
Sample Date	8/29/2011 1:10:00 PM
Basin	Mineral Creek Watershed
Sub-basin	unknown
QC Type	Original data

Parameters and Constituents		Standards														Results				
Name	Units	AZ Agricultural Livestock Watering		AZ Aquatic and Wildlife - Ephemeral Acute		AZ Aquatic and Wildlife - Warm Water Acute		AZ Aquatic and Wildlife - Warm Water Chronic		AZ Full Body Contact		AZ Fish Consumption		AZ Partial Body Contact		Dissolved Results	Total Results	Total Recoverable Results	Field Results	Use Exceeded
		Standard	Fraction	Standard	Fraction	Standard	Fraction	Standard	Fraction	Standard	Fraction	Standard	Fraction	Standard	Fraction					
Metals																				
Thallium	mg/l	---	---	---	---	0.7	DIS	0.15	DIS	0.075	TRC	0.001	TRC	0.075	TRC	<0.00100	---	<0.00100	---	AZ Fish Consumption*
Zinc	mg/l	25	TRC	1.0903	DIS	0.1149	DIS	0.1149	DIS	280	TRC	5.106	TRC	280	TRC	<0.0100	---	<0.0100	---	---

The hardness value used for calculation of hardness-dependent standards is the hardness of the sample itself, not the hardness of a receiving water.
* Detection limit exceeds standard
‡ For comparison only - no analysis exists

Station Name	MC 3.4 W
Sample ID	RESE-1002244
Sample Date	5/8/2012 1:40:00 PM
Basin	Mineral Creek Watershed
Sub-basin	unknown
QC Type	Original data

Surface Water Hydrochemical Data

MONTGOMERY & ASSOCIATES

Parameters and Constituents		Standards														Results				
Name	Units	AZ Agricultural Livestock Watering		AZ Aquatic and Wildlife - Ephemeral Acute		AZ Aquatic and Wildlife - Warm Water Acute		AZ Aquatic and Wildlife - Warm Water Chronic		AZ Full Body Contact		AZ Fish Consumption		AZ Partial Body Contact		Dissolved Results	Total Results	Total Recoverable Results	Field Results	Use Exceeded
		Standard	Fraction	Standard	Fraction	Standard	Fraction	Standard	Fraction	Standard	Fraction	Standard	Fraction	Standard	Fraction					
Field Parameters																				
Dissolved oxygen	mg/l	---	---	---	---	6	---	6	---	---	---	---	---	---	---	---	---	---	5.50	AZ Aquatic and Wildlife - Warm Water Acute† AZ Aquatic and Wildlife - Warm Water Chronic†
Flow Rate	gallons/minute	---	---	---	---	---	---	---	---	---	---	---	---	---	---	---	---	---	5.0 j	---
pH (Field)	s.u.	6.5 - 9	---	6.5 - 9	---	6.5 - 9	---	6.5 - 9	---	6.5 - 9	---	---	---	6.5 - 9	---	---	---	---	7.80	---
Specific Conductance (Field)	uS/cm	---	---	---	---	---	---	---	---	---	---	---	---	---	---	---	---	---	233.0	---
Temperature (Field)	Deg C	---	---	---	---	---	---	---	---	---	---	---	---	---	---	---	---	---	22.89	---
Turbidity (Field)	NTUs	---	---	---	---	---	---	---	---	---	---	---	---	---	---	---	---	---	10.41	---
Inorganics																				
Alkalinity (as CaCO3)	mg/l	---	---	---	---	---	---	---	---	---	---	---	---	---	---	---	124 j-	---	---	---
Bicarbonate (Calculated by M&A)	mg/l	---	---	---	---	---	---	---	---	---	---	---	---	---	---	---	151	---	---	---
Bicarbonate Alkalinity (as CaCO3)	mg/l	---	---	---	---	---	---	---	---	---	---	---	---	---	---	---	124 j-	---	---	---
Bromide	mg/l	---	---	---	---	---	---	---	---	---	---	---	---	---	---	---	<0.100	---	---	---
Carbonate (Calculated by M&A)	mg/l	---	---	---	---	---	---	---	---	---	---	---	---	---	---	---	--	---	---	---
Carbonate Alkalinity (as CaCO3)	mg/l	---	---	---	---	---	---	---	---	---	---	---	---	---	---	---	<1.0	---	---	---
Chloride	mg/l	---	---	---	---	---	---	---	---	---	---	---	---	---	---	---	5.22 j-	---	---	---
Fluoride	mg/l	---	---	---	---	---	---	---	---	140	---	---	---	140	---	---	0.360 j-	---	---	---
Hardness (as CaCO3)	mg/l	---	---	---	---	---	---	---	---	---	---	---	---	---	---	---	---	91.4	---	---
Silica	mg/l	---	---	---	---	---	---	---	---	---	---	---	---	---	---	80.5	---	---	---	---
Sulfate	mg/l	---	---	---	---	---	---	---	---	---	---	---	---	---	---	---	4.02 j-	---	---	---
Lab Parameters																				
Total Dissolved Solids (Laboratory)	mg/l	---	---	---	---	---	---	---	---	---	---	---	---	---	---	---	167 j-	---	---	---
Total Suspended Solids	mg/l	---	---	---	---	---	---	---	---	---	---	---	---	---	---	---	11.0 j-	---	---	---
Metals																				
Aluminum	mg/l	---	---	---	---	---	---	---	---	---	---	---	---	---	---	<0.0222	---	---	---	---
Antimony	mg/l	---	---	---	---	0.088	DIS	0.03	DIS	0.747	TRC	0.64	TRC	0.747	TRC	<0.00300	---	<0.00015	---	---
Arsenic	mg/l	0.2	TRC	0.44	DIS	0.34	DIS	0.15	DIS	0.03	TRC	0.08	TRC	0.28	TRC	<0.0067	---	<0.0033	---	---
Barium	mg/l	---	---	---	---	---	---	---	---	98	TRC	---	---	98	TRC	---	---	0.0150	---	---
Beryllium	mg/l	---	---	---	---	---	---	---	---	1.867	TRC	0.084	TRC	1.867	TRC	---	---	<0.00031	---	---
Boron	mg/l	---	---	---	---	---	---	---	---	186.667	TRC	---	---	186.667	TRC	---	---	0.0149 j	---	---
Cadmium	mg/l	0.05	---	0.087609	DIS	0.030232	DIS	0.001468	DIS	0.7	TRC	0.084	TRC	0.7	TRC	<0.000014	---	<0.000290	---	---
Calcium	mg/l	---	---	---	---	---	---	---	---	---	---	---	---	---	---	---	---	28.3	---	---
Chromium	mg/l	1	---	---	---	---	---	---	---	---	---	---	---	---	---	---	---	0.0013 j	---	---
Chromium, Hexavalent‡	mg/l	---	---	0.034	DIS	0.016	DIS	0.011	DIS	2.8	TRC	0.15	TRC	2.8	TRC	---	---	0.0013 j	---	---
Chromium, Trivalent‡	mg/l	---	---	5.9497	TRC	1.7733	TRC	0.2307	TRC	1400	TRC	75	TRC	1400	TRC	---	---	0.0013 j	---	---
Cobalt	mg/l	---	---	---	---	---	---	---	---	---	---	---	---	---	---	<0.0014	---	---	---	---
Copper	mg/l	0.5	TRC	0.08588	DIS	0.04962	DIS	0.02928	DIS	1.3	TRC	---	---	1.3	TRC	0.00049 j	---	<0.00160	---	---
Iron	mg/l	---	---	---	---	---	---	1	DIS	---	---	---	---	---	---	<0.0222	---	---	---	---
Lead	mg/l	0.1	TRC	0.592712	DIS	0.280846	DIS	0.010944	DIS	0.015	TRC	---	---	0.015	TRC	<0.000059	---	<0.000072	---	---
Magnesium	mg/l	---	---	---	---	---	---	---	---	---	---	---	---	---	---	---	---	5.02	---	---
Manganese	mg/l	---	---	---	---	---	---	---	---	130.667	---	---	---	130.667	---	<0.0014	---	<0.0007	---	---
Mercury	mg/l	0.01	TRC	0.005	DIS	0.0024	DIS	0.00001	DIS	0.28	TRC	---	---	0.28	TRC	---	<0.000054	---	---	AZ Aquatic and Wildlife - Warm Water Chronic*
Molybdenum	mg/l	---	---	---	---	---	---	---	---	---	---	---	---	---	---	<0.0021	---	---	---	---
Nickel	mg/l	---	---	13.43579	DIS	1.51289	DIS	0.16804	DIS	28	TRC	0.511	TRC	28	TRC	0.00110	---	<0.00200	---	---
Potassium	mg/l	---	---	---	---	---	---	---	---	---	---	---	---	---	---	---	---	<0.08	---	---
Selenium	mg/l	0.05	TRC	0.033	TRC	---	---	0.002	TRC	4.667	TRC	0.667	TRC	4.667	TRC	---	---	<0.00028	---	---
Silver	mg/l	---	---	0.034911	DIS	0.034911	DIS	---	---	4.667	TRC	8	TRC	4.667	TRC	<0.000014	---	<0.000700	---	---
Sodium	mg/l	---	---	---	---	---	---	---	---	---	---	---	---	---	---	---	---	20.2	---	---

Station Name	MC 3.4 W
Sample ID	RESE-1002244
Sample Date	5/8/2012 1:40:00 PM
Basin	Mineral Creek Watershed
Sub-basin	unknown
QC Type	Original data

Surface Water Hydrochemical Data

MONTGOMERY & ASSOCIATES

Parameters and Constituents		Standards														Results				
Name	Units	AZ Agricultural Livestock Watering		AZ Aquatic and Wildlife - Ephemeral Acute		AZ Aquatic and Wildlife - Warm Water Acute		AZ Aquatic and Wildlife - Warm Water Chronic		AZ Full Body Contact		AZ Fish Consumption		AZ Partial Body Contact		Dissolved Results	Total Results	Total Recoverable Results	Field Results	Use Exceeded
		Standard	Fraction	Standard	Fraction	Standard	Fraction	Standard	Fraction	Standard	Fraction	Standard	Fraction	Standard	Fraction					
Metals																				
Strontium (by isotope dilution)	ppm	---	---	---	---	---	---	---	---	---	---	---	---	---	---	---	0.1140	---	---	---
Thallium	mg/l	---	---	---	---	0.7	DIS	0.15	DIS	0.075	TRC	0.001	TRC	0.075	TRC	<0.000008	---	<0.000009	---	---
Zinc	mg/l	25	TRC	3.5994	DIS	0.3793	DIS	0.3793	DIS	280	TRC	5.106	TRC	280	TRC	<0.0026	---	<0.0050	---	---
Radiogenic Isotopes																				
Carbon 14	pmC	---	---	---	---	---	---	---	---	---	---	---	---	---	---	---	83.17	---	---	---
Strontium 87/86	none	---	---	---	---	---	---	---	---	---	---	---	---	---	---	---	0.710304	---	---	---
Tritium	TU	---	---	---	---	---	---	---	---	---	---	---	---	---	---	---	<1.00	---	---	---
Stable Isotopes																				
Delta Carbon-13 of DIC	per mil	---	---	---	---	---	---	---	---	---	---	---	---	---	---	---	-16.1	---	---	---
Delta Deuterium	per mil	---	---	---	---	---	---	---	---	---	---	---	---	---	---	---	-71.3	---	---	---
Delta Oxygen-18	per mil	---	---	---	---	---	---	---	---	---	---	---	---	---	---	---	-10.35	---	---	---
Delta Oxygen-18 of Sulfate	per mil	---	---	---	---	---	---	---	---	---	---	---	---	---	---	---	1.60	---	---	---
Delta Sulfur-34	per mil	---	---	---	---	---	---	---	---	---	---	---	---	---	---	---	3.3	---	---	---

The hardness value used for calculation of hardness-dependent standards is the hardness of the sample itself, not the hardness of a receiving water.
* Detection limit exceeds standard
† Exceedance is considered less than regulatory limit
‡ For comparison only - no analysis exists

Explanation of Codes

Absent = Analyte not present	ND = Not Detected
ge = Greater than or equal to reported value	Not Applicable = Analyte not applicable
i = Insufficient sample	q = Uncertain value
j = Estimated value	r = Unusable data
j+ = Estimated value, high bias	< = Less than reported detection limit
j- = Estimated value, low bias	> = Greater than reported value
Lost = Sample lost in processing	d = Diluted. Diluted samples are indicated only when value is estimated.
n = Not measured	LD = Laboratory duplicate
na = Not available	SP = Split sample
Present = Analyte was detected	SPD = Split-Duplicate

Station Name	MC 3.3 C
Sample ID	RESE-1002040
Sample Date	11/13/2008 3:30:00 PM
Basin	Mineral Creek Watershed
Sub-basin	unknown
QC Type	Original data

Surface Water Hydrochemical Data

MONTGOMERY & ASSOCIATES

Parameters and Constituents		Standards														Results				
Name	Units	AZ Agricultural Livestock Watering		AZ Aquatic and Wildlife - Ephemeral Acute		AZ Aquatic and Wildlife - Warm Water Acute		AZ Aquatic and Wildlife - Warm Water Chronic		AZ Full Body Contact		AZ Fish Consumption		AZ Partial Body Contact		Dissolved Results	Total Results	Total Recoverable Results	Field Results	Use Exceeded
		Standard	Fraction	Standard	Fraction	Standard	Fraction	Standard	Fraction	Standard	Fraction	Standard	Fraction	Standard	Fraction					
Field Parameters																				
Dissolved oxygen	mg/l	---	---	---	---	6	---	6	---	---	---	---	---	---	---	---	---	---	8.11	---
Flow Rate	gallons/minute	---	---	---	---	---	---	---	---	---	---	---	---	---	---	---	---	---	152.00	---
pH (Field)	s.u.	6.5 - 9	---	6.5 - 9	---	6.5 - 9	---	6.5 - 9	---	6.5 - 9	---	---	---	6.5 - 9	---	---	---	---	8.22	---
Specific Conductance (Field)	uS/cm	---	---	---	---	---	---	---	---	---	---	---	---	---	---	---	---	---	448.0	---
Temperature (Field)	Deg C	---	---	---	---	---	---	---	---	---	---	---	---	---	---	---	---	---	15.80	---
Turbidity (Field)	NTUs	---	---	---	---	---	---	---	---	---	---	---	---	---	---	---	---	---	1.51	---
Inorganics																				
Alkalinity (as CaCO3)	mg/l	---	---	---	---	---	---	---	---	---	---	---	---	---	---	---	202	---	---	---
Bicarbonate (Calculated by M&A)	mg/l	---	---	---	---	---	---	---	---	---	---	---	---	---	---	---	246	---	---	---
Bicarbonate Alkalinity (as CaCO3)	mg/l	---	---	---	---	---	---	---	---	---	---	---	---	---	---	---	202	---	---	---
Bromide	mg/l	---	---	---	---	---	---	---	---	---	---	---	---	---	---	---	<0.100	---	---	---
Carbonate (Calculated by M&A)	mg/l	---	---	---	---	---	---	---	---	---	---	---	---	---	---	---	--	---	---	---
Carbonate Alkalinity (as CaCO3)	mg/l	---	---	---	---	---	---	---	---	---	---	---	---	---	---	---	<1.0	---	---	---
Chloride	mg/l	---	---	---	---	---	---	---	---	---	---	---	---	---	---	---	11.60	---	---	---
Fluoride	mg/l	---	---	---	---	---	---	---	---	140	---	---	---	140	---	---	0.532	---	---	---
Hardness (as CaCO3)	mg/l	---	---	---	---	---	---	---	---	---	---	---	---	---	---	196.0	---	---	---	---
Nitrate as N	mg/l	---	---	---	---	---	---	---	---	3733.33	---	---	---	3733.33	---	---	<0.20	---	---	---
Nitrate+Nitrite as N	mg/l	---	---	---	---	---	---	---	---	---	---	---	---	---	---	---	<0.30	---	---	---
Nitrate+Nitrite as N (calculated by M&A)	mg/l	---	---	---	---	---	---	---	---	3733.33	---	---	---	3733.33	---	---	--	---	---	---
Nitrite as N	mg/l	---	---	---	---	---	---	---	---	233.33	---	---	---	233.33	---	---	<0.20	---	---	---
Orthophosphate as P	mg/l	---	---	---	---	---	---	---	---	---	---	---	---	---	---	---	<0.20	---	---	---
Silica	mg/l	---	---	---	---	---	---	---	---	---	---	---	---	---	---	56.5	---	---	---	---
Sulfate	mg/l	---	---	---	---	---	---	---	---	---	---	---	---	---	---	---	44.70	---	---	---
Lab Parameters																				
Total Dissolved Solids (Laboratory)	mg/l	---	---	---	---	---	---	---	---	---	---	---	---	---	---	---	310	---	---	---
Total Suspended Solids	mg/l	---	---	---	---	---	---	---	---	---	---	---	---	---	---	---	7.0	---	---	---
Metals																				
Aluminum	mg/l	---	---	---	---	---	---	---	---	---	---	---	---	---	---	<0.080	---	---	---	---
Antimony	mg/l	---	---	---	---	0.088	DIS	0.03	DIS	0.747	TRC	0.64	TRC	0.747	TRC	<0.00300	---	<0.00300	---	---
Arsenic	mg/l	0.2	TRC	0.44	DIS	0.34	DIS	0.15	DIS	0.03	TRC	0.08	TRC	0.28	TRC	<0.025	---	<0.025	---	---
Barium	mg/l	---	---	---	---	---	---	---	---	98	TRC	---	---	98	TRC	0.0352	---	---	---	---
Beryllium	mg/l	---	---	---	---	---	---	---	---	1.867	TRC	0.084	TRC	1.867	TRC	<0.00200	---	<0.00200	---	---
Boron	mg/l	---	---	---	---	---	---	---	---	186.667	TRC	---	---	186.667	TRC	---	---	<0.040	---	---
Cadmium	mg/l	0.05	---	0.043852	DIS	0.015132	DIS	0.000896	DIS	0.7	TRC	0.084	TRC	0.7	TRC	<0.000200	---	<0.002000	---	---
Calcium	mg/l	---	---	---	---	---	---	---	---	---	---	---	---	---	---	---	---	54.6	---	---
Chromium	mg/l	1	---	---	---	---	---	---	---	---	---	---	---	---	---	---	---	<0.0060	---	---
Chromium, Hexavalent‡	mg/l	---	---	0.034	DIS	0.016	DIS	0.011	DIS	2.8	TRC	0.15	TRC	2.8	TRC	---	---	<0.0060	---	---
Chromium, Trivalent‡	mg/l	---	---	3.3172	TRC	0.9887	TRC	0.1286	TRC	1400	TRC	75	TRC	1400	TRC	---	---	<0.0060	---	---
Cobalt	mg/l	---	---	---	---	---	---	---	---	---	---	---	---	---	---	<0.0060	---	---	---	---
Copper	mg/l	0.5	TRC	0.04385	DIS	0.02534	DIS	0.01592	DIS	1.3	TRC	---	---	1.3	TRC	0.00182	---	<0.01000	---	---
Iron	mg/l	---	---	---	---	---	---	1	DIS	---	---	---	---	---	---	<0.060	---	---	---	---
Lead	mg/l	0.1	TRC	0.28122	DIS	0.133251	DIS	0.005193	DIS	0.015	TRC	---	---	0.015	TRC	<0.003000	---	<0.003000	---	---
Magnesium	mg/l	---	---	---	---	---	---	---	---	---	---	---	---	---	---	---	---	14.50	---	---
Manganese	mg/l	---	---	---	---	---	---	---	---	130.667	---	---	---	130.667	---	0.0137	---	0.0254	---	---
Mercury	mg/l	0.01	TRC	0.005	DIS	0.0024	DIS	0.00001	DIS	0.28	TRC	---	---	0.28	TRC	<0.00020	<0.00020	---	---	AZ Aquatic and Wildlife - Warm Water Chronic*

Station Name	MC 3.3 C
Sample ID	RESE-1002040
Sample Date	11/13/2008 3:30:00 PM
Basin	Mineral Creek Watershed
Sub-basin	unknown
QC Type	Original data

Surface Water Hydrochemical Data

MONTGOMERY & ASSOCIATES

Parameters and Constituents		Standards														Results				
Name	Units	AZ Agricultural Livestock Watering		AZ Aquatic and Wildlife - Ephemeral Acute		AZ Aquatic and Wildlife - Warm Water Acute		AZ Aquatic and Wildlife - Warm Water Chronic		AZ Full Body Contact		AZ Fish Consumption		AZ Partial Body Contact		Dissolved Results	Total Results	Total Recoverable Results	Field Results	Use Exceeded
		Standard	Fraction	Standard	Fraction	Standard	Fraction	Standard	Fraction	Standard	Fraction	Standard	Fraction	Standard	Fraction					
Metals																				
Molybdenum	mg/l	---	---	---	---	---	---	---	---	---	---	---	---	---	---	<0.0080	---	---	---	---
Nickel	mg/l	---	---	7.348	DIS	0.8274	DIS	0.0919	DIS	28	TRC	0.511	TRC	28	TRC	<0.01000	---	<0.01000	---	---
Potassium	mg/l	---	---	---	---	---	---	---	---	---	---	---	---	---	---	---	---	1.26	---	---
Selenium	mg/l	0.05	TRC	0.033	TRC	---	---	0.002	TRC	4.667	TRC	0.667	TRC	4.667	TRC	---	---	<0.00300	---	AZ Aquatic and Wildlife - Warm Water Chronic*
Silver	mg/l	---	---	0.010235	DIS	0.010235	DIS	---	---	4.667	TRC	8	TRC	4.667	TRC	<0.000100	---	<0.005000	---	---
Sodium	mg/l	---	---	---	---	---	---	---	---	---	---	---	---	---	---	---	---	25.5	---	---
Strontium	mg/l	---	---	---	---	---	---	---	---	---	---	---	---	---	---	0.225	---	---	---	---
Thallium	mg/l	---	---	---	---	0.7	DIS	0.15	DIS	0.075	TRC	0.001	TRC	0.075	TRC	<0.00100	---	<0.00100	---	AZ Fish Consumption*
Zinc	mg/l	25	TRC	1.9667	DIS	0.2072	DIS	0.2072	DIS	280	TRC	5.106	TRC	280	TRC	<0.0100	---	<0.0100	---	---
Other																				
Dissolved Organic Carbon	mg/l	---	---	---	---	---	---	---	---	---	---	---	---	---	---	---	---	---	1.12	---
Stable Isotopes																				
Delta Deuterium	per mil	---	---	---	---	---	---	---	---	---	---	---	---	---	---	---	-69.0	---	---	---
Delta Oxygen-18	per mil	---	---	---	---	---	---	---	---	---	---	---	---	---	---	---	-9.60	---	---	---

The hardness value used for calculation of hardness-dependent standards is the hardness of the sample itself, not the hardness of a receiving water.
* Detection limit exceeds standard
‡ For comparison only - no analysis exists

Station Name	MC 3.3 C
Sample ID	RESE-1002074
Sample Date	3/5/2009 2:15:00 PM
Basin	Mineral Creek Watershed
Sub-basin	unknown
QC Type	Original data

Surface Water Hydrochemical Data

MONTGOMERY & ASSOCIATES

Parameters and Constituents		Standards														Results				
Name	Units	AZ Agricultural Livestock Watering		AZ Aquatic and Wildlife - Ephemeral Acute		AZ Aquatic and Wildlife - Warm Water Acute		AZ Aquatic and Wildlife - Warm Water Chronic		AZ Full Body Contact		AZ Fish Consumption		AZ Partial Body Contact		Dissolved Results	Total Results	Total Recoverable Results	Field Results	Use Exceeded
		Standard	Fraction	Standard	Fraction	Standard	Fraction	Standard	Fraction	Standard	Fraction	Standard	Fraction	Standard	Fraction					
Field Parameters																				
Dissolved oxygen	mg/l	---	---	---	---	6	---	6	---	---	---	---	---	---	---	---	---	---	8.60	---
Flow Rate	gallons/minute	---	---	---	---	---	---	---	---	---	---	---	---	---	---	---	---	---	660.00	---
pH (Field)	s.u.	6.5 - 9	---	6.5 - 9	---	6.5 - 9	---	6.5 - 9	---	6.5 - 9	---	---	---	6.5 - 9	---	---	---	---	8.33	---
Specific Conductance (Field)	uS/cm	---	---	---	---	---	---	---	---	---	---	---	---	---	---	---	---	---	460.0	---
Temperature (Field)	Deg C	---	---	---	---	---	---	---	---	---	---	---	---	---	---	---	---	---	18.10	---
Turbidity (Field)	NTUs	---	---	---	---	---	---	---	---	---	---	---	---	---	---	---	---	---	0.61	---
Inorganics																				
Alkalinity (as CaCO3)	mg/l	---	---	---	---	---	---	---	---	---	---	---	---	---	---	---	175	---	---	---
Bicarbonate (Calculated by M&A)	mg/l	---	---	---	---	---	---	---	---	---	---	---	---	---	---	---	214	---	---	---
Bicarbonate Alkalinity (as CaCO3)	mg/l	---	---	---	---	---	---	---	---	---	---	---	---	---	---	---	175	---	---	---
Bromide	mg/l	---	---	---	---	---	---	---	---	---	---	---	---	---	---	---	<0.100	---	---	---
Carbonate (Calculated by M&A)	mg/l	---	---	---	---	---	---	---	---	---	---	---	---	---	---	---	--	---	---	---
Carbonate Alkalinity (as CaCO3)	mg/l	---	---	---	---	---	---	---	---	---	---	---	---	---	---	---	<1.0	---	---	---
Chloride	mg/l	---	---	---	---	---	---	---	---	---	---	---	---	---	---	---	12.90	---	---	---
Fluoride	mg/l	---	---	---	---	---	---	---	---	140	---	---	---	140	---	---	0.287	---	---	---
Hardness (as CaCO3)	mg/l	---	---	---	---	---	---	---	---	---	---	---	---	---	---	192.0	---	---	---	---
Silica	mg/l	---	---	---	---	---	---	---	---	---	---	---	---	---	---	41.7	---	---	---	---
Sulfate	mg/l	---	---	---	---	---	---	---	---	---	---	---	---	---	---	---	74.10	---	---	---
Lab Parameters																				
Total Dissolved Solids (Laboratory)	mg/l	---	---	---	---	---	---	---	---	---	---	---	---	---	---	---	321	---	---	---
Total Suspended Solids	mg/l	---	---	---	---	---	---	---	---	---	---	---	---	---	---	---	<5.0	---	---	---
Metals																				
Aluminum	mg/l	---	---	---	---	---	---	---	---	---	---	---	---	---	---	<0.080	---	---	---	---
Antimony	mg/l	---	---	---	---	0.088	DIS	0.03	DIS	0.747	TRC	0.64	TRC	0.747	TRC	<0.00300	---	<0.00300	---	---
Arsenic	mg/l	0.2	TRC	0.44	DIS	0.34	DIS	0.15	DIS	0.03	TRC	0.08	TRC	0.28	TRC	<0.025	---	<0.025	---	---
Barium	mg/l	---	---	---	---	---	---	---	---	98	TRC	---	---	98	TRC	0.0346	---	---	---	---
Beryllium	mg/l	---	---	---	---	---	---	---	---	1.867	TRC	0.084	TRC	1.867	TRC	<0.00200	---	<0.00200	---	---
Boron	mg/l	---	---	---	---	---	---	---	---	186.667	TRC	---	---	186.667	TRC	---	---	<0.040	---	---
Cadmium	mg/l	0.05	---	0.042983	DIS	0.014832	DIS	0.000883	DIS	0.7	TRC	0.084	TRC	0.7	TRC	<0.000042	---	<0.002000	---	---
Calcium	mg/l	---	---	---	---	---	---	---	---	---	---	---	---	---	---	---	---	53.1	---	---
Chromium	mg/l	1	---	---	---	---	---	---	---	---	---	---	---	---	---	---	---	<0.0060	---	---
Chromium, Hexavalent‡	mg/l	---	---	0.034	DIS	0.016	DIS	0.011	DIS	2.8	TRC	0.15	TRC	2.8	TRC	---	---	<0.0060	---	---
Chromium, Trivalent‡	mg/l	---	---	3.2616	TRC	0.9721	TRC	0.1265	TRC	1400	TRC	75	TRC	1400	TRC	---	---	<0.0060	---	---
Cobalt	mg/l	---	---	---	---	---	---	---	---	---	---	---	---	---	---	<0.0060	---	---	---	---
Copper	mg/l	0.5	TRC	0.04301	DIS	0.02485	DIS	0.01564	DIS	1.3	TRC	---	---	1.3	TRC	0.00247	---	<0.01000	---	---
Iron	mg/l	---	---	---	---	---	---	1	DIS	---	---	---	---	---	---	<0.060	---	---	---	---
Lead	mg/l	0.1	TRC	0.275122	DIS	0.130362	DIS	0.00508	DIS	0.015	TRC	---	---	0.015	TRC	<0.000017	---	<0.003000	---	---
Magnesium	mg/l	---	---	---	---	---	---	---	---	---	---	---	---	---	---	---	---	14.40	---	---
Manganese	mg/l	---	---	---	---	---	---	---	---	130.667	---	---	---	130.667	---	0.0131	---	0.0177	---	---
Mercury	mg/l	0.01	TRC	0.005	DIS	0.0024	DIS	0.00001	DIS	0.28	TRC	---	---	0.28	TRC	---	<0.00020	---	---	AZ Aquatic and Wildlife - Warm Water Chronic*
Molybdenum	mg/l	---	---	---	---	---	---	---	---	---	---	---	---	---	---	<0.0080	---	---	---	---
Nickel	mg/l	---	---	7.22093	DIS	0.81309	DIS	0.09031	DIS	28	TRC	0.511	TRC	28	TRC	<0.00100	---	<0.01000	---	---
Potassium	mg/l	---	---	---	---	---	---	---	---	---	---	---	---	---	---	---	---	1.13	---	---
Selenium	mg/l	0.05	TRC	0.033	TRC	---	---	0.002	TRC	4.667	TRC	0.667	TRC	4.667	TRC	---	---	<0.00030	---	---
Silver	mg/l	---	---	0.009879	DIS	0.009879	DIS	---	---	4.667	TRC	8	TRC	4.667	TRC	<0.000100	---	<0.005000	---	---

Station Name	MC 3.3 C
Sample ID	RESE-1002074
Sample Date	3/5/2009 2:15:00 PM
Basin	Mineral Creek Watershed
Sub-basin	unknown
QC Type	Original data

Surface Water Hydrochemical Data

MONTGOMERY & ASSOCIATES

Parameters and Constituents		Standards														Results				
Name	Units	AZ Agricultural Livestock Watering		AZ Aquatic and Wildlife - Ephemeral Acute		AZ Aquatic and Wildlife - Warm Water Acute		AZ Aquatic and Wildlife - Warm Water Chronic		AZ Full Body Contact		AZ Fish Consumption		AZ Partial Body Contact		Dissolved Results	Total Results	Total Recoverable Results	Field Results	Use Exceeded
		Standard	Fraction	Standard	Fraction	Standard	Fraction	Standard	Fraction	Standard	Fraction	Standard	Fraction	Standard	Fraction					
Metals																				
Sodium	mg/l	---	---	---	---	---	---	---	---	---	---	---	---	---	---	---	---	23.8	---	---
Strontium	mg/l	---	---	---	---	---	---	---	---	---	---	---	---	---	---	0.237	---	---	---	---
Thallium	mg/l	---	---	---	---	0.7	DIS	0.15	DIS	0.075	TRC	0.001	TRC	0.075	TRC	<0.00100	---	<0.00100	---	AZ Fish Consumption*
Zinc	mg/l	25	TRC	1.9326	DIS	0.2037	DIS	0.2037	DIS	280	TRC	5.106	TRC	280	TRC	<0.0100	---	<0.0100	---	---
Other																				
Dissolved Organic Carbon	mg/l	---	---	---	---	---	---	---	---	---	---	---	---	---	---	---	---	---	2.77	---
Mercury, Low Level	ng/l	---	---	---	---	---	---	---	---	---	---	---	---	---	---	<0.50	---	---	---	---
Stable Isotopes																				
Delta Deuterium	per mil	---	---	---	---	---	---	---	---	---	---	---	---	---	---	---	-64.0	---	---	---
Delta Oxygen-18	per mil	---	---	---	---	---	---	---	---	---	---	---	---	---	---	---	-9.10	---	---	---
Delta Oxygen-18 of Sulfate	per mil	---	---	---	---	---	---	---	---	---	---	---	---	---	---	---	3.90	---	---	---
Delta Sulfur-34	per mil	---	---	---	---	---	---	---	---	---	---	---	---	---	---	---	-0.7	---	---	---

The hardness value used for calculation of hardness-dependent standards is the hardness of the sample itself, not the hardness of a receiving water.
* Detection limit exceeds standard
‡ For comparison only - no analysis exists

Station Name	MC 3.3 C
Sample ID	RESE-1002095
Sample Date	5/14/2009 3:00:00 PM
Basin	Mineral Creek Watershed
Sub-basin	unknown
QC Type	Original data

Surface Water Hydrochemical Data

MONTGOMERY & ASSOCIATES

Parameters and Constituents		Standards														Results				
Name	Units	AZ Agricultural Livestock Watering		AZ Aquatic and Wildlife - Ephemeral Acute		AZ Aquatic and Wildlife - Warm Water Acute		AZ Aquatic and Wildlife - Warm Water Chronic		AZ Full Body Contact		AZ Fish Consumption		AZ Partial Body Contact		Dissolved Results	Total Results	Total Recoverable Results	Field Results	Use Exceeded
		Standard	Fraction	Standard	Fraction	Standard	Fraction	Standard	Fraction	Standard	Fraction	Standard	Fraction	Standard	Fraction					
Field Parameters																				
Dissolved oxygen	mg/l	---	---	---	---	6	---	6	---	---	---	---	---	---	---	---	---	---	8.15	---
Flow Rate	gallons/minute	---	---	---	---	---	---	---	---	---	---	---	---	---	---	---	---	---	172.00	---
pH (Field)	s.u.	6.5 - 9	---	6.5 - 9	---	6.5 - 9	---	6.5 - 9	---	6.5 - 9	---	---	---	6.5 - 9	---	---	---	---	8.38	---
Specific Conductance (Field)	uS/cm	---	---	---	---	---	---	---	---	---	---	---	---	---	---	---	---	---	494.0	---
Temperature (Field)	Deg C	---	---	---	---	---	---	---	---	---	---	---	---	---	---	---	---	---	25.90	---
Turbidity (Field)	NTUs	---	---	---	---	---	---	---	---	---	---	---	---	---	---	---	---	---	1.28	---
Inorganics																				
Alkalinity (as CaCO3)	mg/l	---	---	---	---	---	---	---	---	---	---	---	---	---	---	---	207	---	---	---
Bicarbonate (Calculated by M&A)	mg/l	---	---	---	---	---	---	---	---	---	---	---	---	---	---	---	243	---	---	---
Bicarbonate Alkalinity (as CaCO3)	mg/l	---	---	---	---	---	---	---	---	---	---	---	---	---	---	---	199	---	---	---
Bromide	mg/l	---	---	---	---	---	---	---	---	---	---	---	---	---	---	---	<0.100	---	---	---
Carbonate (Calculated by M&A)	mg/l	---	---	---	---	---	---	---	---	---	---	---	---	---	---	---	4.3	---	---	---
Carbonate Alkalinity (as CaCO3)	mg/l	---	---	---	---	---	---	---	---	---	---	---	---	---	---	---	7.2	---	---	---
Chloride	mg/l	---	---	---	---	---	---	---	---	---	---	---	---	---	---	---	13.40	---	---	---
Fluoride	mg/l	---	---	---	---	---	---	---	---	140	---	---	---	140	---	---	0.319	---	---	---
Hardness (as CaCO3)	mg/l	---	---	---	---	---	---	---	---	---	---	---	---	---	---	---	---	219.0	---	---
Silica	mg/l	---	---	---	---	---	---	---	---	---	---	---	---	---	---	49.4	---	---	---	---
Sulfate	mg/l	---	---	---	---	---	---	---	---	---	---	---	---	---	---	---	56.70	---	---	---
Lab Parameters																				
Total Dissolved Solids (Laboratory)	mg/l	---	---	---	---	---	---	---	---	---	---	---	---	---	---	---	342	---	---	---
Total Suspended Solids	mg/l	---	---	---	---	---	---	---	---	---	---	---	---	---	---	---	5.0	---	---	---
Metals																				
Aluminum	mg/l	---	---	---	---	---	---	---	---	---	---	---	---	---	---	<0.0141	---	---	---	---
Antimony	mg/l	---	---	---	---	0.088	DIS	0.03	DIS	0.747	TRC	0.64	TRC	0.747	TRC	0.00028 j	---	<0.00055	---	---
Arsenic	mg/l	0.2	TRC	0.44	DIS	0.34	DIS	0.15	DIS	0.03	TRC	0.08	TRC	0.28	TRC	0.0126 j	---	0.0047 j	---	---
Barium	mg/l	---	---	---	---	---	---	---	---	98	TRC	---	---	98	TRC	---	---	0.0409	---	---
Beryllium	mg/l	---	---	---	---	---	---	---	---	1.867	TRC	0.084	TRC	1.867	TRC	<0.00036	---	<0.00018	---	---
Boron	mg/l	---	---	---	---	---	---	---	---	186.667	TRC	---	---	186.667	TRC	---	---	0.0186 j	---	---
Cadmium	mg/l	0.05	---	0.087609	DIS	0.030232	DIS	0.001468	DIS	0.7	TRC	0.084	TRC	0.7	TRC	<0.000024	---	<0.000480	---	---
Calcium	mg/l	---	---	---	---	---	---	---	---	---	---	---	---	---	---	---	---	60.2	---	---
Chromium	mg/l	1	---	---	---	---	---	---	---	---	---	---	---	---	---	---	---	0.00059 j	---	---
Chromium, Hexavalent‡	mg/l	---	---	0.034	DIS	0.016	DIS	0.011	DIS	2.8	TRC	0.15	TRC	2.8	TRC	---	---	0.00059 j	---	---
Chromium, Trivalent‡	mg/l	---	---	5.9497	TRC	1.7733	TRC	0.2307	TRC	1400	TRC	75	TRC	1400	TRC	---	---	0.00059 j	---	---
Cobalt	mg/l	---	---	---	---	---	---	---	---	---	---	---	---	---	---	0.0012 j	---	---	---	---
Copper	mg/l	0.5	TRC	0.08588	DIS	0.04962	DIS	0.02928	DIS	1.3	TRC	---	---	1.3	TRC	0.00220	---	<0.00200	---	---
Iron	mg/l	---	---	---	---	---	---	1	DIS	---	---	---	---	---	---	<0.0202	---	---	---	---
Lead	mg/l	0.1	TRC	0.592712	DIS	0.280846	DIS	0.010944	DIS	0.015	TRC	---	---	0.015	TRC	<0.000053	---	<0.000132	---	---
Magnesium	mg/l	---	---	---	---	---	---	---	---	---	---	---	---	---	---	---	---	16.70	---	---
Manganese	mg/l	---	---	---	---	---	---	---	---	130.667	---	---	---	130.667	---	0.0075 j	---	<0.0157	---	---
Mercury	mg/l	0.01	TRC	0.005	DIS	0.0024	DIS	0.00001	DIS	0.28	TRC	---	---	0.28	TRC	---	<0.00006	---	---	AZ Aquatic and Wildlife - Warm Water Chronic*
Molybdenum	mg/l	---	---	---	---	---	---	---	---	---	---	---	---	---	---	0.0059 j	---	---	---	---
Nickel	mg/l	---	---	13.43579	DIS	1.51289	DIS	0.16804	DIS	28	TRC	0.511	TRC	28	TRC	0.00110	---	<0.00110	---	---
Potassium	mg/l	---	---	---	---	---	---	---	---	---	---	---	---	---	---	---	---	1.37	---	---
Selenium	mg/l	0.05	TRC	0.033	TRC	---	---	0.002	TRC	4.667	TRC	0.667	TRC	4.667	TRC	---	---	<0.00060	---	---
Silver	mg/l	---	---	0.034911	DIS	0.034911	DIS	---	---	4.667	TRC	8	TRC	4.667	TRC	<0.000019	---	<0.000210	---	---

Station Name	MC 3.3 C
Sample ID	RESE-1002095
Sample Date	5/14/2009 3:00:00 PM
Basin	Mineral Creek Watershed
Sub-basin	unknown
QC Type	Original data

Surface Water Hydrochemical Data

MONTGOMERY & ASSOCIATES

Parameters and Constituents		Standards														Results				
Name	Units	AZ Agricultural Livestock Watering		AZ Aquatic and Wildlife - Ephemeral Acute		AZ Aquatic and Wildlife - Warm Water Acute		AZ Aquatic and Wildlife - Warm Water Chronic		AZ Full Body Contact		AZ Fish Consumption		AZ Partial Body Contact		Dissolved Results	Total Results	Total Recoverable Results	Field Results	Use Exceeded
		Standard	Fraction	Standard	Fraction	Standard	Fraction	Standard	Fraction	Standard	Fraction	Standard	Fraction	Standard	Fraction					
Metals																				
Sodium	mg/l	---	---	---	---	---	---	---	---	---	---	---	---	---	---	---	---	28.5	---	---
Strontium	mg/l	---	---	---	---	---	---	---	---	---	---	---	---	---	---	0.230	---	---	---	---
Strontium (by isotope dilution)	ppm	---	---	---	---	---	---	---	---	---	---	---	---	---	---	---	0.2660	---	---	---
Thallium	mg/l	---	---	---	---	0.7	DIS	0.15	DIS	0.075	TRC	0.001	TRC	0.075	TRC	<0.000023	---	<0.000058	---	---
Uranium	mg/l	---	---	---	---	---	---	---	---	2.8	---	---	---	2.8	---	---	<0.0003	---	---	---
Zinc	mg/l	25	TRC	3.5994	DIS	0.3793	DIS	0.3793	DIS	280	TRC	5.106	TRC	280	TRC	<0.0019	---	0.0026 j	---	---
Other																				
Dissolved Organic Carbon	mg/l	---	---	---	---	---	---	---	---	---	---	---	---	---	---	---	---	---	2.20	---
Mercury, Low Level	ng/l	---	---	---	---	---	---	---	---	---	---	---	---	---	---	<0.50	---	---	---	---
Radiogenic Isotopes																				
Strontium 87/86	none	---	---	---	---	---	---	---	---	---	---	---	---	---	---	---	0.716595	---	---	---
Tritium	TU	---	---	---	---	---	---	---	---	---	---	---	---	---	---	---	2.60	---	---	---
Radiologicals																				
Gross Alpha	pCi/l	---	---	---	---	---	---	---	---	---	---	---	---	---	---	---	<2.4	---	---	---
Gross Beta	pCi/l	---	---	---	---	---	---	---	---	---	---	---	---	---	---	---	<2.6	---	---	---
Uranium Activity (Calc 907.0)	pCi/l	---	---	---	---	---	---	---	---	---	---	---	---	---	---	---	0.3	---	---	---
Radionuclides																				
Radium 226	pCi/l	---	---	---	---	---	---	---	---	---	---	---	---	---	---	---	<0.20	---	---	---
Radium 226 + Radium 228	pCi/l	---	---	---	---	---	---	---	---	---	---	---	---	---	---	---	--	---	---	---
Radium 228	pCi/l	---	---	---	---	---	---	---	---	---	---	---	---	---	---	---	<1.20	---	---	---
Uranium 234	pCi/l	---	---	---	---	---	---	---	---	---	---	---	---	---	---	---	0.3	---	---	---
Uranium 235	pCi/l	---	---	---	---	---	---	---	---	---	---	---	---	---	---	---	<0.20	---	---	---
Uranium 238	pCi/l	---	---	---	---	---	---	---	---	---	---	---	---	---	---	---	<0.2	---	---	---
Stable Isotopes																				
Delta Deuterium	per mil	---	---	---	---	---	---	---	---	---	---	---	---	---	---	---	-65.0	---	---	---
Delta Oxygen-18	per mil	---	---	---	---	---	---	---	---	---	---	---	---	---	---	---	-9.30	---	---	---
Delta Oxygen-18 of Sulfate	per mil	---	---	---	---	---	---	---	---	---	---	---	---	---	---	---	15.90	---	---	---
Delta Sulfur-34	per mil	---	---	---	---	---	---	---	---	---	---	---	---	---	---	---	1.6	---	---	---

The hardness value used for calculation of hardness-dependent standards is the hardness of the sample itself, not the hardness of a receiving water.
* Detection limit exceeds standard
‡ For comparison only - no analysis exists

Station Name	MC 3.3 C
Sample ID	RESE-1002104
Sample Date	8/6/2009 1:00:00 PM
Basin	Mineral Creek Watershed
Sub-basin	unknown
QC Type	Original data

Surface Water Hydrochemical Data

MONTGOMERY & ASSOCIATES

Parameters and Constituents		Standards														Results				
Name	Units	AZ Agricultural Livestock Watering		AZ Aquatic and Wildlife - Ephemeral Acute		AZ Aquatic and Wildlife - Warm Water Acute		AZ Aquatic and Wildlife - Warm Water Chronic		AZ Full Body Contact		AZ Fish Consumption		AZ Partial Body Contact		Dissolved Results	Total Results	Total Recoverable Results	Field Results	Use Exceeded
		Standard	Fraction	Standard	Fraction	Standard	Fraction	Standard	Fraction	Standard	Fraction	Standard	Fraction	Standard	Fraction					
Field Parameters																				
Dissolved oxygen	mg/l	---	---	---	---	6	---	6	---	---	---	---	---	---	---	---	---	---	18.78	---
Flow Rate	gallons/minute	---	---	---	---	---	---	---	---	---	---	---	---	---	---	---	---	---	22.00	---
pH (Field)	s.u.	6.5 - 9	---	6.5 - 9	---	6.5 - 9	---	6.5 - 9	---	6.5 - 9	---	---	---	6.5 - 9	---	---	---	---	7.98	---
Specific Conductance (Field)	uS/cm	---	---	---	---	---	---	---	---	---	---	---	---	---	---	---	---	---	379.6	---
Temperature (Field)	Deg C	---	---	---	---	---	---	---	---	---	---	---	---	---	---	---	---	---	30.90	---
Turbidity (Field)	NTUs	---	---	---	---	---	---	---	---	---	---	---	---	---	---	---	---	---	3.13	---
Inorganics																				
Alkalinity (as CaCO3)	mg/l	---	---	---	---	---	---	---	---	---	---	---	---	---	---	---	184	---	---	---
Bicarbonate (Calculated by M&A)	mg/l	---	---	---	---	---	---	---	---	---	---	---	---	---	---	---	224	---	---	---
Bicarbonate Alkalinity (as CaCO3)	mg/l	---	---	---	---	---	---	---	---	---	---	---	---	---	---	---	184	---	---	---
Bromide	mg/l	---	---	---	---	---	---	---	---	---	---	---	---	---	---	---	<0.100	---	---	---
Carbonate (Calculated by M&A)	mg/l	---	---	---	---	---	---	---	---	---	---	---	---	---	---	---	--	---	---	---
Carbonate Alkalinity (as CaCO3)	mg/l	---	---	---	---	---	---	---	---	---	---	---	---	---	---	---	<1.0	---	---	---
Chloride	mg/l	---	---	---	---	---	---	---	---	---	---	---	---	---	---	---	9.19	---	---	---
Fluoride	mg/l	---	---	---	---	---	---	---	---	140	---	---	---	140	---	---	0.324	---	---	---
Hardness (as CaCO3)	mg/l	---	---	---	---	---	---	---	---	---	---	---	---	---	---	---	---	166.0	---	---
Silica	mg/l	---	---	---	---	---	---	---	---	---	---	---	---	---	---	63.8	---	---	---	---
Sulfate	mg/l	---	---	---	---	---	---	---	---	---	---	---	---	---	---	---	21.60	---	---	---
Lab Parameters																				
Total Dissolved Solids (Laboratory)	mg/l	---	---	---	---	---	---	---	---	---	---	---	---	---	---	---	266	---	---	---
Total Suspended Solids	mg/l	---	---	---	---	---	---	---	---	---	---	---	---	---	---	---	<5.0	---	---	---
Metals																				
Aluminum	mg/l	---	---	---	---	---	---	---	---	---	---	---	---	---	---	<0.0192	---	---	---	---
Antimony	mg/l	---	---	---	---	0.088	DIS	0.03	DIS	0.747	TRC	0.64	TRC	0.747	TRC	<0.00022	---	<0.00028	---	---
Arsenic	mg/l	0.2	TRC	0.44	DIS	0.34	DIS	0.15	DIS	0.03	TRC	0.08	TRC	0.28	TRC	0.0162 j	---	0.0051 j	---	---
Barium	mg/l	---	---	---	---	---	---	---	---	98	TRC	---	---	98	TRC	0.0292	---	---	---	---
Beryllium	mg/l	---	---	---	---	---	---	---	---	1.867	TRC	0.084	TRC	1.867	TRC	<0.00024	---	<0.00012	---	---
Boron	mg/l	---	---	---	---	---	---	---	---	186.667	TRC	---	---	186.667	TRC	---	---	0.0208	---	---
Cadmium	mg/l	0.05	---	0.087609	DIS	0.030232	DIS	0.001468	DIS	0.7	TRC	0.084	TRC	0.7	TRC	<0.000024	---	<0.000240	---	---
Calcium	mg/l	---	---	---	---	---	---	---	---	---	---	---	---	---	---	---	---	47.1	---	---
Chromium	mg/l	1	---	---	---	---	---	---	---	---	---	---	---	---	---	---	---	<0.0004	---	---
Chromium, Hexavalent‡	mg/l	---	---	0.034	DIS	0.016	DIS	0.011	DIS	2.8	TRC	0.15	TRC	2.8	TRC	---	---	<0.0004	---	---
Chromium, Trivalent‡	mg/l	---	---	5.9497	TRC	1.7733	TRC	0.2307	TRC	1400	TRC	75	TRC	1400	TRC	---	---	<0.0004	---	---
Cobalt	mg/l	---	---	---	---	---	---	---	---	---	---	---	---	---	---	<0.00085	---	---	---	---
Copper	mg/l	0.5	TRC	0.08588	DIS	0.04962	DIS	0.02928	DIS	1.3	TRC	---	---	1.3	TRC	0.00190 j	---	0.00810	---	---
Iron	mg/l	---	---	---	---	---	---	1	DIS	---	---	---	---	---	---	0.0653 j	---	---	---	---
Lead	mg/l	0.1	TRC	0.592712	DIS	0.280846	DIS	0.010944	DIS	0.015	TRC	---	---	0.015	TRC	<0.000054	---	0.001200 j	---	---
Magnesium	mg/l	---	---	---	---	---	---	---	---	---	---	---	---	---	---	---	---	11.80	---	---
Manganese	mg/l	---	---	---	---	---	---	---	---	130.667	---	---	---	130.667	---	0.0830	---	0.6140	---	---
Molybdenum	mg/l	---	---	---	---	---	---	---	---	---	---	---	---	---	---	0.0041 j	---	---	---	---
Nickel	mg/l	---	---	13.43579	DIS	1.51289	DIS	0.16804	DIS	28	TRC	0.511	TRC	28	TRC	0.00120 j	---	<0.00590	---	---
Potassium	mg/l	---	---	---	---	---	---	---	---	---	---	---	---	---	---	---	---	1.56	---	---
Selenium	mg/l	0.05	TRC	0.033	TRC	---	---	0.002	TRC	4.667	TRC	0.667	TRC	4.667	TRC	---	---	0.00047 j	---	---
Silver	mg/l	---	---	0.034911	DIS	0.034911	DIS	---	---	4.667	TRC	8	TRC	4.667	TRC	<0.000019	---	0.000400 j	---	---
Sodium	mg/l	---	---	---	---	---	---	---	---	---	---	---	---	---	---	---	---	23.8	---	---

Station Name	MC 3.3 C
Sample ID	RESE-1002104
Sample Date	8/6/2009 1:00:00 PM
Basin	Mineral Creek Watershed
Sub-basin	unknown
QC Type	Original data

Surface Water Hydrochemical Data

MONTGOMERY & ASSOCIATES

Parameters and Constituents		Standards														Results				
Name	Units	AZ Agricultural Livestock Watering		AZ Aquatic and Wildlife - Ephemeral Acute		AZ Aquatic and Wildlife - Warm Water Acute		AZ Aquatic and Wildlife - Warm Water Chronic		AZ Full Body Contact		AZ Fish Consumption		AZ Partial Body Contact		Dissolved Results	Total Results	Total Recoverable Results	Field Results	Use Exceeded
		Standard	Fraction	Standard	Fraction	Standard	Fraction	Standard	Fraction	Standard	Fraction	Standard	Fraction	Standard	Fraction					
Metals																				
Strontium	mg/l	---	---	---	---	---	---	---	---	---	---	---	---	---	---	0.180	---	---	---	---
Thallium	mg/l	---	---	---	---	0.7	DIS	0.15	DIS	0.075	TRC	0.001	TRC	0.075	TRC	<0.000023	---	<0.000029	---	---
Zinc	mg/l	25	TRC	3.5994	DIS	0.3793	DIS	0.3793	DIS	280	TRC	5.106	TRC	280	TRC	<0.0026	---	<0.0013	---	---
Other																				
Dissolved Organic Carbon	mg/l	---	---	---	---	---	---	---	---	---	---	---	---	---	---	1.72	---	---	---	---

The hardness value used for calculation of hardness-dependent standards is the hardness of the sample itself, not the hardness of a receiving water.

‡ For comparison only - no analysis exists

Station Name	MC 3.3 C
Sample ID	RESE-1002114
Sample Date	12/15/2009 1:30:00 PM
Basin	Mineral Creek Watershed
Sub-basin	unknown
QC Type	Original data

Surface Water Hydrochemical Data

MONTGOMERY & ASSOCIATES

Parameters and Constituents		Standards														Results				
Name	Units	AZ Agricultural Livestock Watering		AZ Aquatic and Wildlife - Ephemeral Acute		AZ Aquatic and Wildlife - Warm Water Acute		AZ Aquatic and Wildlife - Warm Water Chronic		AZ Full Body Contact		AZ Fish Consumption		AZ Partial Body Contact		Dissolved Results	Total Results	Total Recoverable Results	Field Results	Use Exceeded
		Standard	Fraction	Standard	Fraction	Standard	Fraction	Standard	Fraction	Standard	Fraction	Standard	Fraction	Standard	Fraction					
Field Parameters																				
Dissolved oxygen	mg/l	---	---	---	---	6	---	6	---	---	---	---	---	---	---	---	---	---	11.01	---
Flow Rate	gallons/minute	---	---	---	---	---	---	---	---	---	---	---	---	---	---	---	---	---	60.00 j	---
pH (Field)	s.u.	6.5 - 9	---	6.5 - 9	---	6.5 - 9	---	6.5 - 9	---	6.5 - 9	---	---	---	6.5 - 9	---	---	---	---	7.98	---
Specific Conductance (Field)	uS/cm	---	---	---	---	---	---	---	---	---	---	---	---	---	---	---	---	---	448.6	---
Temperature (Field)	Deg C	---	---	---	---	---	---	---	---	---	---	---	---	---	---	---	---	---	14.70	---
Inorganics																				
Alkalinity (as CaCO3)	mg/l	---	---	---	---	---	---	---	---	---	---	---	---	---	---	---	184	---	---	---
Bicarbonate (Calculated by M&A)	mg/l	---	---	---	---	---	---	---	---	---	---	---	---	---	---	---	224	---	---	---
Bicarbonate Alkalinity (as CaCO3)	mg/l	---	---	---	---	---	---	---	---	---	---	---	---	---	---	---	184	---	---	---
Bromide	mg/l	---	---	---	---	---	---	---	---	---	---	---	---	---	---	---	<0.100	---	---	---
Carbonate (Calculated by M&A)	mg/l	---	---	---	---	---	---	---	---	---	---	---	---	---	---	---	--	---	---	---
Carbonate Alkalinity (as CaCO3)	mg/l	---	---	---	---	---	---	---	---	---	---	---	---	---	---	---	<1.0	---	---	---
Chloride	mg/l	---	---	---	---	---	---	---	---	---	---	---	---	---	---	---	13.20	---	---	---
Fluoride	mg/l	---	---	---	---	---	---	---	---	140	---	---	---	140	---	---	0.177	---	---	---
Hardness (as CaCO3)	mg/l	---	---	---	---	---	---	---	---	---	---	---	---	---	---	---	---	174.0	---	---
Silica	mg/l	---	---	---	---	---	---	---	---	---	---	---	---	---	---	64.0	---	---	---	---
Sulfate	mg/l	---	---	---	---	---	---	---	---	---	---	---	---	---	---	---	41.70	---	---	---
Lab Parameters																				
Total Dissolved Solids (Laboratory)	mg/l	---	---	---	---	---	---	---	---	---	---	---	---	---	---	---	335	---	---	---
Total Suspended Solids	mg/l	---	---	---	---	---	---	---	---	---	---	---	---	---	---	---	<5.0	---	---	---
Metals																				
Aluminum	mg/l	---	---	---	---	---	---	---	---	---	---	---	---	---	---	<0.080	---	---	---	---
Antimony	mg/l	---	---	---	---	0.088	DIS	0.03	DIS	0.747	TRC	0.64	TRC	0.747	TRC	<0.00300	---	<0.00300	---	---
Arsenic	mg/l	0.2	TRC	0.44	DIS	0.34	DIS	0.15	DIS	0.03	TRC	0.08	TRC	0.28	TRC	<0.025	---	<0.025	---	---
Barium	mg/l	---	---	---	---	---	---	---	---	98	TRC	---	---	98	TRC	0.0367	---	---	---	---
Beryllium	mg/l	---	---	---	---	---	---	---	---	1.867	TRC	0.084	TRC	1.867	TRC	---	---	<0.00200	---	---
Boron	mg/l	---	---	---	---	---	---	---	---	186.667	TRC	---	---	186.667	TRC	---	---	<0.040	---	---
Cadmium	mg/l	0.05	---	0.039064	DIS	0.01348	DIS	0.000825	DIS	0.7	TRC	0.084	TRC	0.7	TRC	<0.000024	---	<0.002000	---	---
Calcium	mg/l	---	---	---	---	---	---	---	---	---	---	---	---	---	---	---	---	49.3	---	---
Chromium	mg/l	1	---	---	---	---	---	---	---	---	---	---	---	---	---	---	---	<0.0060	---	---
Chromium, Hexavalent‡	mg/l	---	---	0.034	DIS	0.016	DIS	0.011	DIS	2.8	TRC	0.15	TRC	2.8	TRC	---	---	<0.0060	---	---
Chromium, Trivalent‡	mg/l	---	---	3.009	TRC	0.8968	TRC	0.1167	TRC	1400	TRC	75	TRC	1400	TRC	---	---	<0.0060	---	---
Cobalt	mg/l	---	---	---	---	---	---	---	---	---	---	---	---	---	---	<0.0060	---	---	---	---
Copper	mg/l	0.5	TRC	0.0392	DIS	0.02265	DIS	0.01438	DIS	1.3	TRC	---	---	1.3	TRC	0.00214	---	<0.01000	---	---
Iron	mg/l	---	---	---	---	---	---	1	DIS	---	---	---	---	---	---	0.071	---	---	---	---
Lead	mg/l	0.1	TRC	0.24772	DIS	0.117378	DIS	0.004574	DIS	0.015	TRC	---	---	0.015	TRC	<0.000053	---	<0.003000	---	---
Magnesium	mg/l	---	---	---	---	---	---	---	---	---	---	---	---	---	---	---	---	12.40	---	---
Manganese	mg/l	---	---	---	---	---	---	---	---	130.667	---	---	---	130.667	---	0.0380	---	0.0404	---	---
Mercury	mg/l	0.01	TRC	0.005	DIS	0.0024	DIS	0.00001	DIS	0.28	TRC	---	---	0.28	TRC	---	<0.00020	---	---	AZ Aquatic and Wildlife - Warm Water Chronic*
Molybdenum	mg/l	---	---	---	---	---	---	---	---	---	---	---	---	---	---	<0.0080	---	---	---	---
Nickel	mg/l	---	---	6.64393	DIS	0.74812	DIS	0.08309	DIS	28	TRC	0.511	TRC	28	TRC	0.00136	---	<0.01000	---	---
Potassium	mg/l	---	---	---	---	---	---	---	---	---	---	---	---	---	---	---	---	1.09	---	---
Selenium	mg/l	0.05	TRC	0.033	TRC	---	---	0.002	TRC	4.667	TRC	0.667	TRC	4.667	TRC	---	---	<0.00030	---	---
Silver	mg/l	---	---	0.00834	DIS	0.00834	DIS	---	---	4.667	TRC	8	TRC	4.667	TRC	<0.000100	---	<0.005000	---	---
Sodium	mg/l	---	---	---	---	---	---	---	---	---	---	---	---	---	---	---	---	26.4	---	---

Station Name	MC 3.3 C
Sample ID	RESE-1002114
Sample Date	12/15/2009 1:30:00 PM
Basin	Mineral Creek Watershed
Sub-basin	unknown
QC Type	Original data

Surface Water Hydrochemical Data

MONTGOMERY & ASSOCIATES

Parameters and Constituents		Standards														Results				
Name	Units	AZ Agricultural Livestock Watering		AZ Aquatic and Wildlife - Ephemeral Acute		AZ Aquatic and Wildlife - Warm Water Acute		AZ Aquatic and Wildlife - Warm Water Chronic		AZ Full Body Contact		AZ Fish Consumption		AZ Partial Body Contact		Dissolved Results	Total Results	Total Recoverable Results	Field Results	Use Exceeded
		Standard	Fraction	Standard	Fraction	Standard	Fraction	Standard	Fraction	Standard	Fraction	Standard	Fraction	Standard	Fraction					
Metals																				
Strontium	mg/l	---	---	---	---	---	---	---	---	---	---	---	---	---	---	0.217	---	---	---	---
Thallium	mg/l	---	---	---	---	0.7	DIS	0.15	DIS	0.075	TRC	0.001	TRC	0.075	TRC	<0.00100	---	<0.00100	---	AZ Fish Consumption*
Zinc	mg/l	25	TRC	1.778	DIS	0.1874	DIS	0.1874	DIS	280	TRC	5.106	TRC	280	TRC	<0.0100	---	<0.0100	---	---
Other																				
Dissolved Organic Carbon	mg/l	---	---	---	---	---	---	---	---	---	---	---	---	---	---	1.87	---	---	---	---

The hardness value used for calculation of hardness-dependent standards is the hardness of the sample itself, not the hardness of a receiving water.
* Detection limit exceeds standard
‡ For comparison only - no analysis exists

Station Name	MC 3.3 C
Sample ID	RESE-1002121
Sample Date	2/15/2010 2:15:00 PM
Basin	Mineral Creek Watershed
Sub-basin	unknown
QC Type	Original data

Surface Water Hydrochemical Data

MONTGOMERY & ASSOCIATES

Parameters and Constituents		Standards														Results				
Name	Units	AZ Agricultural Livestock Watering		AZ Aquatic and Wildlife - Ephemeral Acute		AZ Aquatic and Wildlife - Warm Water Acute		AZ Aquatic and Wildlife - Warm Water Chronic		AZ Full Body Contact		AZ Fish Consumption		AZ Partial Body Contact		Dissolved Results	Total Results	Total Recoverable Results	Field Results	Use Exceeded
		Standard	Fraction	Standard	Fraction	Standard	Fraction	Standard	Fraction	Standard	Fraction	Standard	Fraction	Standard	Fraction					
Field Parameters																				
Dissolved oxygen	mg/l	---	---	---	---	6	---	6	---	---	---	---	---	---	---	---	---	---	11.92	---
Flow Rate	gallons/minute	---	---	---	---	---	---	---	---	---	---	---	---	---	---	---	---	---	120.00 j	---
pH (Field)	s.u.	6.5 - 9	---	6.5 - 9	---	6.5 - 9	---	6.5 - 9	---	6.5 - 9	---	---	---	6.5 - 9	---	---	---	---	8.20	---
Specific Conductance (Field)	uS/cm	---	---	---	---	---	---	---	---	---	---	---	---	---	---	---	---	---	440.0	---
Temperature (Field)	Deg C	---	---	---	---	---	---	---	---	---	---	---	---	---	---	---	---	---	15.50	---
Turbidity (Field)	NTUs	---	---	---	---	---	---	---	---	---	---	---	---	---	---	---	---	---	3.84	---
Inorganics																				
Alkalinity (as CaCO3)	mg/l	---	---	---	---	---	---	---	---	---	---	---	---	---	---	---	175	---	---	---
Bicarbonate (Calculated by M&A)	mg/l	---	---	---	---	---	---	---	---	---	---	---	---	---	---	---	214	---	---	---
Bicarbonate Alkalinity (as CaCO3)	mg/l	---	---	---	---	---	---	---	---	---	---	---	---	---	---	---	175	---	---	---
Bromide	mg/l	---	---	---	---	---	---	---	---	---	---	---	---	---	---	---	<0.100	---	---	---
Carbonate (Calculated by M&A)	mg/l	---	---	---	---	---	---	---	---	---	---	---	---	---	---	---	--	---	---	---
Carbonate Alkalinity (as CaCO3)	mg/l	---	---	---	---	---	---	---	---	---	---	---	---	---	---	---	<1.0	---	---	---
Chloride	mg/l	---	---	---	---	---	---	---	---	---	---	---	---	---	---	---	11.50	---	---	---
Fluoride	mg/l	---	---	---	---	---	---	---	---	140	---	---	---	140	---	---	0.216	---	---	---
Hardness (as CaCO3)	mg/l	---	---	---	---	---	---	---	---	---	---	---	---	---	---	---	---	211.0	---	---
Silica	mg/l	---	---	---	---	---	---	---	---	---	---	---	---	---	---	40.4	---	---	---	---
Sulfate	mg/l	---	---	---	---	---	---	---	---	---	---	---	---	---	---	---	70.90	---	---	---
Lab Parameters																				
Total Dissolved Solids (Laboratory)	mg/l	---	---	---	---	---	---	---	---	---	---	---	---	---	---	---	305	---	---	---
Total Suspended Solids	mg/l	---	---	---	---	---	---	---	---	---	---	---	---	---	---	---	<5.0	---	---	---
Metals																				
Aluminum	mg/l	---	---	---	---	---	---	---	---	---	---	---	---	---	---	<0.080	---	---	---	---
Antimony	mg/l	---	---	---	---	0.088	DIS	0.03	DIS	0.747	TRC	0.64	TRC	0.747	TRC	<0.00300	---	<0.00300	---	---
Arsenic	mg/l	0.2	TRC	0.44	DIS	0.34	DIS	0.15	DIS	0.03	TRC	0.08	TRC	0.28	TRC	<0.025	---	<0.025	---	---
Barium	mg/l	---	---	---	---	---	---	---	---	98	TRC	---	---	98	TRC	0.0290	---	---	---	---
Beryllium	mg/l	---	---	---	---	---	---	---	---	1.867	TRC	0.084	TRC	1.867	TRC	---	---	<0.00200	---	---
Boron	mg/l	---	---	---	---	---	---	---	---	186.667	TRC	---	---	186.667	TRC	---	---	<0.040	---	---
Cadmium	mg/l	0.05	---	0.047107	DIS	0.016255	DIS	0.000943	DIS	0.7	TRC	0.084	TRC	0.7	TRC	<0.000024	---	<0.002000	---	---
Calcium	mg/l	---	---	---	---	---	---	---	---	---	---	---	---	---	---	---	---	57.6	---	---
Chromium	mg/l	1	---	---	---	---	---	---	---	---	---	---	---	---	---	---	---	<0.0060	---	---
Chromium, Hexavalent‡	mg/l	---	---	0.034	DIS	0.016	DIS	0.011	DIS	2.8	TRC	0.15	TRC	2.8	TRC	---	---	<0.0060	---	---
Chromium, Trivalent‡	mg/l	---	---	3.5237	TRC	1.0502	TRC	0.1366	TRC	1400	TRC	75	TRC	1400	TRC	---	---	<0.0060	---	---
Cobalt	mg/l	---	---	---	---	---	---	---	---	---	---	---	---	---	---	<0.0060	---	---	---	---
Copper	mg/l	0.5	TRC	0.04701	DIS	0.02716	DIS	0.01695	DIS	1.3	TRC	---	---	1.3	TRC	0.00444	---	<0.01000	---	---
Iron	mg/l	---	---	---	---	---	---	1	DIS	---	---	---	---	---	---	<0.060	---	---	---	---
Lead	mg/l	0.1	TRC	0.304108	DIS	0.144096	DIS	0.005615	DIS	0.015	TRC	---	---	0.015	TRC	<0.000053	---	<0.003000	---	---
Magnesium	mg/l	---	---	---	---	---	---	---	---	---	---	---	---	---	---	---	---	16.30	---	---
Manganese	mg/l	---	---	---	---	---	---	---	---	130.667	---	---	---	130.667	---	0.0109	---	0.0116	---	---
Mercury	mg/l	0.01	TRC	0.005	DIS	0.0024	DIS	0.00001	DIS	0.28	TRC	---	---	0.28	TRC	---	<0.00020	---	---	AZ Aquatic and Wildlife - Warm Water Chronic*
Molybdenum	mg/l	---	---	---	---	---	---	---	---	---	---	---	---	---	---	<0.0080	---	---	---	---
Nickel	mg/l	---	---	7.82102	DIS	0.88066	DIS	0.09781	DIS	28	TRC	0.511	TRC	28	TRC	0.00109	---	<0.01000	---	---
Potassium	mg/l	---	---	---	---	---	---	---	---	---	---	---	---	---	---	---	---	1.47	---	---
Selenium	mg/l	0.05	TRC	0.033	TRC	---	---	0.002	TRC	4.667	TRC	0.667	TRC	4.667	TRC	---	---	0.00068 jd	---	---
Silver	mg/l	---	---	0.011619	DIS	0.011619	DIS	---	---	4.667	TRC	8	TRC	4.667	TRC	<0.000100	---	<0.005000	---	---

Station Name	MC 3.3 C
Sample ID	RESE-1002121
Sample Date	2/15/2010 2:15:00 PM
Basin	Mineral Creek Watershed
Sub-basin	unknown
QC Type	Original data

Surface Water Hydrochemical Data

MONTGOMERY & ASSOCIATES

Parameters and Constituents		Standards														Results				
Name	Units	AZ Agricultural Livestock Watering		AZ Aquatic and Wildlife - Ephemeral Acute		AZ Aquatic and Wildlife - Warm Water Acute		AZ Aquatic and Wildlife - Warm Water Chronic		AZ Full Body Contact		AZ Fish Consumption		AZ Partial Body Contact		Dissolved Results	Total Results	Total Recoverable Results	Field Results	Use Exceeded
		Standard	Fraction	Standard	Fraction	Standard	Fraction	Standard	Fraction	Standard	Fraction	Standard	Fraction	Standard	Fraction					
Metals																				
Sodium	mg/l	---	---	---	---	---	---	---	---	---	---	---	---	---	---	---	---	26.5	---	---
Strontium	mg/l	---	---	---	---	---	---	---	---	---	---	---	---	---	---	0.236	---	---	---	---
Thallium	mg/l	---	---	---	---	0.7	DIS	0.15	DIS	0.075	TRC	0.001	TRC	0.075	TRC	<0.00100	---	<0.00100	---	AZ Fish Consumption*
Zinc	mg/l	25	TRC	2.0935	DIS	0.2206	DIS	0.2206	DIS	280	TRC	5.106	TRC	280	TRC	<0.0100	---	<0.0100	---	---
Other																				
Dissolved Organic Carbon	mg/l	---	---	---	---	---	---	---	---	---	---	---	---	---	---	2.82	---	---	---	---

The hardness value used for calculation of hardness-dependent standards is the hardness of the sample itself, not the hardness of a receiving water.
* Detection limit exceeds standard
‡ For comparison only - no analysis exists

Station Name	MC 3.3 C
Sample ID	RESE-1002131
Sample Date	3/18/2010 12:30:00 PM
Basin	Mineral Creek Watershed
Sub-basin	unknown
QC Type	Original data

Surface Water Hydrochemical Data

MONTGOMERY & ASSOCIATES

Parameters and Constituents		Standards														Results				
Name	Units	AZ Agricultural Livestock Watering		AZ Aquatic and Wildlife - Ephemeral Acute		AZ Aquatic and Wildlife - Warm Water Acute		AZ Aquatic and Wildlife - Warm Water Chronic		AZ Full Body Contact		AZ Fish Consumption		AZ Partial Body Contact		Dissolved Results	Total Results	Total Recoverable Results	Field Results	Use Exceeded
		Standard	Fraction	Standard	Fraction	Standard	Fraction	Standard	Fraction	Standard	Fraction	Standard	Fraction	Standard	Fraction					
Field Parameters																				
Dissolved oxygen	mg/l	---	---	---	---	6	---	6	---	---	---	---	---	---	---	---	---	---	8.05	---
Flow Rate	gallons/minute	---	---	---	---	---	---	---	---	---	---	---	---	---	---	---	---	---	5350.00	---
pH (Field)	s.u.	6.5 - 9	---	6.5 - 9	---	6.5 - 9	---	6.5 - 9	---	6.5 - 9	---	---	---	6.5 - 9	---	---	---	---	8.38	---
Specific Conductance (Field)	uS/cm	---	---	---	---	---	---	---	---	---	---	---	---	---	---	---	---	---	379.1	---
Temperature (Field)	Deg C	---	---	---	---	---	---	---	---	---	---	---	---	---	---	---	---	---	17.40	---
Turbidity (Field)	NTUs	---	---	---	---	---	---	---	---	---	---	---	---	---	---	---	---	---	8.67	---
Metals																				
Strontium (by isotope dilution)	ppm	---	---	---	---	---	---	---	---	---	---	---	---	---	---	---	0.2600	---	---	---
Uranium	mg/l	---	---	---	---	---	---	---	---	2.8	---	---	---	2.8	---	---	0.0023	---	---	---
Radiogenic Isotopes																				
Carbon 14	pmC	---	---	---	---	---	---	---	---	---	---	---	---	---	---	---	99.01	---	---	---
Strontium 87/86	none	---	---	---	---	---	---	---	---	---	---	---	---	---	---	---	0.723783	---	---	---
Tritium	TU	---	---	---	---	---	---	---	---	---	---	---	---	---	---	---	2.83	---	---	---
Radiologicals																				
Gross Alpha	pCi/l	---	---	---	---	---	---	---	---	---	---	---	---	---	---	---	2.0	---	---	---
Gross Beta	pCi/l	---	---	---	---	---	---	---	---	---	---	---	---	---	---	---	2.6	---	---	---
Uranium Activity (Calc 200.8)	pCi/l	---	---	---	---	---	---	---	---	---	---	---	---	---	---	---	1.6	---	---	---
Uranium Activity (Calc 907.0)	pCi/l	---	---	---	---	---	---	---	---	---	---	---	---	---	---	---	2.3	---	---	---
Radionuclides																				
Radium 226	pCi/l	---	---	---	---	---	---	---	---	---	---	---	---	---	---	---	<0.21	---	---	---
Radium 226 + Radium 228	pCi/l	---	---	---	---	---	---	---	---	---	---	---	---	---	---	---	--	---	---	---
Radium 228	pCi/l	---	---	---	---	---	---	---	---	---	---	---	---	---	---	---	<1.10	---	---	---
U-234/U-238	none	---	---	---	---	---	---	---	---	---	---	---	---	---	---	---	1.8	---	---	---
Uranium 234	pCi/l	---	---	---	---	---	---	---	---	---	---	---	---	---	---	---	1.4	---	---	---
Uranium 235	pCi/l	---	---	---	---	---	---	---	---	---	---	---	---	---	---	---	<0.10	---	---	---
Uranium 238	pCi/l	---	---	---	---	---	---	---	---	---	---	---	---	---	---	---	0.8	---	---	---
Stable Isotopes																				
Delta Carbon-13 of DIC	per mil	---	---	---	---	---	---	---	---	---	---	---	---	---	---	---	-14.1	---	---	---
Delta Deuterium	per mil	---	---	---	---	---	---	---	---	---	---	---	---	---	---	---	-56.9	---	---	---
Delta Oxygen-18	per mil	---	---	---	---	---	---	---	---	---	---	---	---	---	---	---	-8.21	---	---	---
Delta Oxygen-18 of Sulfate	per mil	---	---	---	---	---	---	---	---	---	---	---	---	---	---	---	2.37	---	---	---
Delta Sulfur-34	per mil	---	---	---	---	---	---	---	---	---	---	---	---	---	---	---	-3.4	---	---	---

The hardness value used for calculation of hardness-dependent standards is the hardness of the sample itself, not the hardness of a receiving water.

Station Name	MC 3.3 C
Sample ID	RESE-1002151
Sample Date	11/4/2010 3:45:00 PM
Basin	Mineral Creek Watershed
Sub-basin	unknown
QC Type	Original data

Surface Water Hydrochemical Data

MONTGOMERY & ASSOCIATES

Parameters and Constituents		Standards														Results				
Name	Units	AZ Agricultural Livestock Watering		AZ Aquatic and Wildlife - Ephemeral Acute		AZ Aquatic and Wildlife - Warm Water Acute		AZ Aquatic and Wildlife - Warm Water Chronic		AZ Full Body Contact		AZ Fish Consumption		AZ Partial Body Contact		Dissolved Results	Total Results	Total Recoverable Results	Field Results	Use Exceeded
		Standard	Fraction	Standard	Fraction	Standard	Fraction	Standard	Fraction	Standard	Fraction	Standard	Fraction	Standard	Fraction					
Field Parameters																				
Dissolved oxygen	mg/l	---	---	---	---	6	---	6	---	---	---	---	---	---	---	---	---	---	9.21	---
Flow Rate	gallons/minute	---	---	---	---	---	---	---	---	---	---	---	---	---	---	---	---	---	5.50 j	---
pH (Field)	s.u.	6.5 - 9	---	6.5 - 9	---	6.5 - 9	---	6.5 - 9	---	6.5 - 9	---	---	---	6.5 - 9	---	---	---	---	7.62	---
Specific Conductance (Field)	uS/cm	---	---	---	---	---	---	---	---	---	---	---	---	---	---	---	---	---	233.4	---
Temperature (Field)	Deg C	---	---	---	---	---	---	---	---	---	---	---	---	---	---	---	---	---	21.80	---
Turbidity (Field)	NTUs	---	---	---	---	---	---	---	---	---	---	---	---	---	---	---	---	---	1.55	---
Inorganics																				
Alkalinity (as CaCO3)	mg/l	---	---	---	---	---	---	---	---	---	---	---	---	---	---	---	129	---	---	---
Bicarbonate (Calculated by M&A)	mg/l	---	---	---	---	---	---	---	---	---	---	---	---	---	---	---	157	---	---	---
Bicarbonate Alkalinity (as CaCO3)	mg/l	---	---	---	---	---	---	---	---	---	---	---	---	---	---	---	129	---	---	---
Bromide	mg/l	---	---	---	---	---	---	---	---	---	---	---	---	---	---	---	<0.100	---	---	---
Carbonate (Calculated by M&A)	mg/l	---	---	---	---	---	---	---	---	---	---	---	---	---	---	---	--	---	---	---
Carbonate Alkalinity (as CaCO3)	mg/l	---	---	---	---	---	---	---	---	---	---	---	---	---	---	---	<1.0	---	---	---
Chloride	mg/l	---	---	---	---	---	---	---	---	---	---	---	---	---	---	---	5.29	---	---	---
Fluoride	mg/l	---	---	---	---	---	---	---	---	140	---	---	---	140	---	---	0.385	---	---	---
Hardness (as CaCO3)	mg/l	---	---	---	---	---	---	---	---	---	---	---	---	---	---	---	---	97.3	---	---
Silica	mg/l	---	---	---	---	---	---	---	---	---	---	---	---	---	---	83.5	---	---	---	---
Sulfate	mg/l	---	---	---	---	---	---	---	---	---	---	---	---	---	---	---	4.86	---	---	---
Lab Parameters																				
Total Dissolved Solids (Laboratory)	mg/l	---	---	---	---	---	---	---	---	---	---	---	---	---	---	---	208	---	---	---
Total Suspended Solids	mg/l	---	---	---	---	---	---	---	---	---	---	---	---	---	---	---	5.0	---	---	---
Metals																				
Aluminum	mg/l	---	---	---	---	---	---	---	---	---	---	---	---	---	---	<0.080	---	---	---	---
Antimony	mg/l	---	---	---	---	0.088	DIS	0.03	DIS	0.747	TRC	0.64	TRC	0.747	TRC	<0.00300	---	<0.00300	---	---
Arsenic	mg/l	0.2	TRC	0.44	DIS	0.34	DIS	0.15	DIS	0.03	TRC	0.08	TRC	0.28	TRC	<0.025	---	<0.025	---	---
Barium	mg/l	---	---	---	---	---	---	---	---	98	TRC	---	---	98	TRC	0.0160	---	---	---	---
Beryllium	mg/l	---	---	---	---	---	---	---	---	1.867	TRC	0.084	TRC	1.867	TRC	---	---	<0.00200	---	---
Boron	mg/l	---	---	---	---	---	---	---	---	186.667	TRC	---	---	186.667	TRC	---	---	<0.040	---	---
Cadmium	mg/l	0.05	---	0.022206	DIS	0.007663	DIS	0.000551	DIS	0.7	TRC	0.084	TRC	0.7	TRC	<0.000024	---	<0.002000	---	---
Calcium	mg/l	---	---	---	---	---	---	---	---	---	---	---	---	---	---	---	---	30.1	---	---
Chromium	mg/l	1	---	---	---	---	---	---	---	---	---	---	---	---	---	---	---	<0.0060	---	---
Chromium, Hexavalent‡	mg/l	---	---	0.034	DIS	0.016	DIS	0.011	DIS	2.8	TRC	0.15	TRC	2.8	TRC	---	---	<0.0060	---	---
Chromium, Trivalent‡	mg/l	---	---	1.8693	TRC	0.5571	TRC	0.0725	TRC	1400	TRC	75	TRC	1400	TRC	---	---	<0.0060	---	---
Cobalt	mg/l	---	---	---	---	---	---	---	---	---	---	---	---	---	---	<0.0060	---	---	---	---
Copper	mg/l	0.5	TRC	0.02267	DIS	0.0131	DIS	0.00875	DIS	1.3	TRC	---	---	1.3	TRC	<0.00100	---	<0.01000	---	---
Iron	mg/l	---	---	---	---	---	---	1	DIS	---	---	---	---	---	---	<0.060	---	---	---	---
Lead	mg/l	0.1	TRC	0.132292	DIS	0.062684	DIS	0.002443	DIS	0.015	TRC	---	---	0.015	TRC	<0.000019	---	<0.003000	---	---
Magnesium	mg/l	---	---	---	---	---	---	---	---	---	---	---	---	---	---	---	---	5.39	---	---
Manganese	mg/l	---	---	---	---	---	---	---	---	130.667	---	---	---	130.667	---	<0.0040	---	<0.0040	---	---
Mercury	mg/l	0.01	TRC	0.005	DIS	0.0024	DIS	0.00001	DIS	0.28	TRC	---	---	0.28	TRC	---	<0.00020	---	---	AZ Aquatic and Wildlife - Warm Water Chronic*
Molybdenum	mg/l	---	---	---	---	---	---	---	---	---	---	---	---	---	---	<0.0080	---	---	---	---
Nickel	mg/l	---	---	4.06316	DIS	0.45752	DIS	0.05082	DIS	28	TRC	0.511	TRC	28	TRC	0.00201	---	<0.01000	---	---
Potassium	mg/l	---	---	---	---	---	---	---	---	---	---	---	---	---	---	---	---	0.65	---	---
Selenium	mg/l	0.05	TRC	0.033	TRC	---	---	0.002	TRC	4.667	TRC	0.667	TRC	4.667	TRC	---	---	0.00080 jd	---	---
Silver	mg/l	---	---	0.003069	DIS	0.003069	DIS	---	---	4.667	TRC	8	TRC	4.667	TRC	<0.000100	---	<0.005000	---	---

Station Name	MC 3.3 C
Sample ID	RESE-1002151
Sample Date	11/4/2010 3:45:00 PM
Basin	Mineral Creek Watershed
Sub-basin	unknown
QC Type	Original data

Surface Water Hydrochemical Data

MONTGOMERY & ASSOCIATES

Parameters and Constituents		Standards														Results				
Name	Units	AZ Agricultural Livestock Watering		AZ Aquatic and Wildlife - Ephemeral Acute		AZ Aquatic and Wildlife - Warm Water Acute		AZ Aquatic and Wildlife - Warm Water Chronic		AZ Full Body Contact		AZ Fish Consumption		AZ Partial Body Contact		Dissolved Results	Total Results	Total Recoverable Results	Field Results	Use Exceeded
		Standard	Fraction	Standard	Fraction	Standard	Fraction	Standard	Fraction	Standard	Fraction	Standard	Fraction	Standard	Fraction					
Metals																				
Sodium	mg/l	---	---	---	---	---	---	---	---	---	---	---	---	---	---	---	---	21.4	---	---
Strontium	mg/l	---	---	---	---	---	---	---	---	---	---	---	---	---	---	0.118	---	---	---	---
Thallium	mg/l	---	---	---	---	0.7	DIS	0.15	DIS	0.075	TRC	0.001	TRC	0.075	TRC	<0.00100	---	<0.00100	---	AZ Fish Consumption*
Zinc	mg/l	25	TRC	1.0865	DIS	0.1145	DIS	0.1145	DIS	280	TRC	5.106	TRC	280	TRC	<0.0100	---	<0.0100	---	---
Other																				
Dissolved Organic Carbon	mg/l	---	---	---	---	---	---	---	---	---	---	---	---	---	---	6.23	---	---	---	---

The hardness value used for calculation of hardness-dependent standards is the hardness of the sample itself, not the hardness of a receiving water.
* Detection limit exceeds standard
‡ For comparison only - no analysis exists

Station Name	MC 3.3 C
Sample ID	RESE-1002163
Sample Date	2/24/2011 11:50:00 AM
Basin	Mineral Creek Watershed
Sub-basin	unknown
QC Type	Original data

Surface Water Hydrochemical Data

MONTGOMERY & ASSOCIATES

Parameters and Constituents		Standards														Results				
Name	Units	AZ Agricultural Livestock Watering		AZ Aquatic and Wildlife - Ephemeral Acute		AZ Aquatic and Wildlife - Warm Water Acute		AZ Aquatic and Wildlife - Warm Water Chronic		AZ Full Body Contact		AZ Fish Consumption		AZ Partial Body Contact		Dissolved Results	Total Results	Total Recoverable Results	Field Results	Use Exceeded
		Standard	Fraction	Standard	Fraction	Standard	Fraction	Standard	Fraction	Standard	Fraction	Standard	Fraction	Standard	Fraction					
Field Parameters																				
Dissolved oxygen	mg/l	---	---	---	---	6	---	6	---	---	---	---	---	---	---	---	---	---	9.51	---
Flow Rate	gallons/minute	---	---	---	---	---	---	---	---	---	---	---	---	---	---	---	---	---	296.23	---
pH (Field)	s.u.	6.5 - 9	---	6.5 - 9	---	6.5 - 9	---	6.5 - 9	---	6.5 - 9	---	---	---	6.5 - 9	---	---	---	---	8.27	---
Specific Conductance (Field)	uS/cm	---	---	---	---	---	---	---	---	---	---	---	---	---	---	---	---	---	426.7	---
Temperature (Field)	Deg C	---	---	---	---	---	---	---	---	---	---	---	---	---	---	---	---	---	13.80	---
Turbidity (Field)	NTUs	---	---	---	---	---	---	---	---	---	---	---	---	---	---	---	---	---	0.68	---
Inorganics																				
Alkalinity (as CaCO3)	mg/l	---	---	---	---	---	---	---	---	---	---	---	---	---	---	---	187	---	---	---
Bicarbonate (Calculated by M&A)	mg/l	---	---	---	---	---	---	---	---	---	---	---	---	---	---	---	228	---	---	---
Bicarbonate Alkalinity (as CaCO3)	mg/l	---	---	---	---	---	---	---	---	---	---	---	---	---	---	---	187	---	---	---
Bromide	mg/l	---	---	---	---	---	---	---	---	---	---	---	---	---	---	---	0.120	---	---	---
Carbonate (Calculated by M&A)	mg/l	---	---	---	---	---	---	---	---	---	---	---	---	---	---	---	--	---	---	---
Carbonate Alkalinity (as CaCO3)	mg/l	---	---	---	---	---	---	---	---	---	---	---	---	---	---	---	<1.0	---	---	---
Chloride	mg/l	---	---	---	---	---	---	---	---	---	---	---	---	---	---	---	10.70	---	---	---
Fluoride	mg/l	---	---	---	---	---	---	---	---	140	---	---	---	140	---	---	0.280	---	---	---
Hardness (as CaCO3)	mg/l	---	---	---	---	---	---	---	---	---	---	---	---	---	---	---	---	188.0	---	---
Silica	mg/l	---	---	---	---	---	---	---	---	---	---	---	---	---	---	48.0	---	---	---	---
Sulfate	mg/l	---	---	---	---	---	---	---	---	---	---	---	---	---	---	---	46.80	---	---	---
Lab Parameters																				
Total Dissolved Solids (Laboratory)	mg/l	---	---	---	---	---	---	---	---	---	---	---	---	---	---	---	303	---	---	---
Total Suspended Solids	mg/l	---	---	---	---	---	---	---	---	---	---	---	---	---	---	---	<5.0	---	---	---
Metals																				
Aluminum	mg/l	---	---	---	---	---	---	---	---	---	---	---	---	---	---	<0.080	---	---	---	---
Antimony	mg/l	---	---	---	---	0.088	DIS	0.03	DIS	0.747	TRC	0.64	TRC	0.747	TRC	<0.00300	---	<0.00300	---	---
Arsenic	mg/l	0.2	TRC	0.44	DIS	0.34	DIS	0.15	DIS	0.03	TRC	0.08	TRC	0.28	TRC	<0.025	---	<0.025	---	---
Barium	mg/l	---	---	---	---	---	---	---	---	98	TRC	---	---	98	TRC	---	---	0.0321	---	---
Beryllium	mg/l	---	---	---	---	---	---	---	---	1.867	TRC	0.084	TRC	1.867	TRC	---	---	<0.00200	---	---
Boron	mg/l	---	---	---	---	---	---	---	---	186.667	TRC	---	---	186.667	TRC	---	---	<0.040	---	---
Cadmium	mg/l	0.05	---	0.042113	DIS	0.014532	DIS	0.00087	DIS	0.7	TRC	0.084	TRC	0.7	TRC	<0.000036	---	<0.002000	---	---
Calcium	mg/l	---	---	---	---	---	---	---	---	---	---	---	---	---	---	---	---	51.0	---	---
Chromium	mg/l	1	---	---	---	---	---	---	---	---	---	---	---	---	---	---	---	<0.0060	---	---
Chromium, Hexavalent‡	mg/l	---	---	0.034	DIS	0.016	DIS	0.011	DIS	2.8	TRC	0.15	TRC	2.8	TRC	---	---	<0.0060	---	---
Chromium, Trivalent‡	mg/l	---	---	3.2059	TRC	0.9555	TRC	0.1243	TRC	1400	TRC	75	TRC	1400	TRC	---	---	<0.0060	---	---
Cobalt	mg/l	---	---	---	---	---	---	---	---	---	---	---	---	---	---	<0.0060	---	---	---	---
Copper	mg/l	0.5	TRC	0.04216	DIS	0.02436	DIS	0.01536	DIS	1.3	TRC	---	---	1.3	TRC	0.00139	---	<0.01000	---	---
Iron	mg/l	---	---	---	---	---	---	1	DIS	---	---	---	---	---	---	<0.060	---	---	---	---
Lead	mg/l	0.1	TRC	0.269027	DIS	0.127474	DIS	0.004967	DIS	0.015	TRC	---	---	0.015	TRC	<0.000019	---	<0.003000	---	---
Magnesium	mg/l	---	---	---	---	---	---	---	---	---	---	---	---	---	---	---	---	14.80	---	---
Manganese	mg/l	---	---	---	---	---	---	---	---	130.667	---	---	---	130.667	---	0.0041	---	0.0051	---	---
Mercury	mg/l	0.01	TRC	0.005	DIS	0.0024	DIS	0.00001	DIS	0.28	TRC	---	---	0.28	TRC	---	<0.00020	---	---	AZ Aquatic and Wildlife - Warm Water Chronic*
Molybdenum	mg/l	---	---	---	---	---	---	---	---	---	---	---	---	---	---	<0.0080	---	---	---	---
Nickel	mg/l	---	---	7.09346	DIS	0.79873	DIS	0.08871	DIS	28	TRC	0.511	TRC	28	TRC	0.00172	---	<0.01000	---	---
Potassium	mg/l	---	---	---	---	---	---	---	---	---	---	---	---	---	---	---	---	1.07	---	---
Selenium	mg/l	0.05	TRC	0.033	TRC	---	---	0.002	TRC	4.667	TRC	0.667	TRC	4.667	TRC	---	---	<0.00034	---	---
Silver	mg/l	---	---	0.009527	DIS	0.009527	DIS	---	---	4.667	TRC	8	TRC	4.667	TRC	<0.000100	---	<0.005000	---	---

Station Name	MC 3.3 C
Sample ID	RESE-1002163
Sample Date	2/24/2011 11:50:00 AM
Basin	Mineral Creek Watershed
Sub-basin	unknown
QC Type	Original data

Surface Water Hydrochemical Data

MONTGOMERY & ASSOCIATES

Parameters and Constituents		Standards														Results				
Name	Units	AZ Agricultural Livestock Watering		AZ Aquatic and Wildlife - Ephemeral Acute		AZ Aquatic and Wildlife - Warm Water Acute		AZ Aquatic and Wildlife - Warm Water Chronic		AZ Full Body Contact		AZ Fish Consumption		AZ Partial Body Contact		Dissolved Results	Total Results	Total Recoverable Results	Field Results	Use Exceeded
		Standard	Fraction	Standard	Fraction	Standard	Fraction	Standard	Fraction	Standard	Fraction	Standard	Fraction	Standard	Fraction					
Metals																				
Sodium	mg/l	---	---	---	---	---	---	---	---	---	---	---	---	---	---	---	---	26.0	---	---
Thallium	mg/l	---	---	---	---	0.7	DIS	0.15	DIS	0.075	TRC	0.001	TRC	0.075	TRC	<0.00100	---	<0.00100	---	AZ Fish Consumption*
Zinc	mg/l	25	TRC	1.8984	DIS	0.2001	DIS	0.2001	DIS	280	TRC	5.106	TRC	280	TRC	<0.0100	---	<0.0100	---	---

The hardness value used for calculation of hardness-dependent standards is the hardness of the sample itself, not the hardness of a receiving water.
* Detection limit exceeds standard
‡ For comparison only - no analysis exists

Station Name	MC 3.3 C
Sample ID	RESE-1002172
Sample Date	5/31/2011 1:55:00 PM
Basin	Mineral Creek Watershed
Sub-basin	unknown
QC Type	Original data

Surface Water Hydrochemical Data

MONTGOMERY & ASSOCIATES

Parameters and Constituents		Standards														Results				
Name	Units	AZ Agricultural Livestock Watering		AZ Aquatic and Wildlife - Ephemeral Acute		AZ Aquatic and Wildlife - Warm Water Acute		AZ Aquatic and Wildlife - Warm Water Chronic		AZ Full Body Contact		AZ Fish Consumption		AZ Partial Body Contact		Dissolved Results	Total Results	Total Recoverable Results	Field Results	Use Exceeded
		Standard	Fraction	Standard	Fraction	Standard	Fraction	Standard	Fraction	Standard	Fraction	Standard	Fraction	Standard	Fraction					
Field Parameters																				
Dissolved oxygen	mg/l	---	---	---	---	6	---	6	---	---	---	---	---	---	---	---	---	---	7.78	---
Flow Rate	gallons/minute	---	---	---	---	---	---	---	---	---	---	---	---	---	---	---	---	---	58.30	---
pH (Field)	s.u.	6.5 - 9	---	6.5 - 9	---	6.5 - 9	---	6.5 - 9	---	6.5 - 9	---	---	---	6.5 - 9	---	---	---	---	8.07	---
Specific Conductance (Field)	uS/cm	---	---	---	---	---	---	---	---	---	---	---	---	---	---	---	---	---	433.0	---
Temperature (Field)	Deg C	---	---	---	---	---	---	---	---	---	---	---	---	---	---	---	---	---	23.50	---
Turbidity (Field)	NTUs	---	---	---	---	---	---	---	---	---	---	---	---	---	---	---	---	---	1.53	---
Inorganics																				
Alkalinity (as CaCO3)	mg/l	---	---	---	---	---	---	---	---	---	---	---	---	---	---	---	167	---	---	---
Bicarbonate (Calculated by M&A)	mg/l	---	---	---	---	---	---	---	---	---	---	---	---	---	---	---	204	---	---	---
Bicarbonate Alkalinity (as CaCO3)	mg/l	---	---	---	---	---	---	---	---	---	---	---	---	---	---	---	167	---	---	---
Bromide	mg/l	---	---	---	---	---	---	---	---	---	---	---	---	---	---	---	<0.100	---	---	---
Carbonate (Calculated by M&A)	mg/l	---	---	---	---	---	---	---	---	---	---	---	---	---	---	---	--	---	---	---
Carbonate Alkalinity (as CaCO3)	mg/l	---	---	---	---	---	---	---	---	---	---	---	---	---	---	---	<1.0	---	---	---
Chloride	mg/l	---	---	---	---	---	---	---	---	---	---	---	---	---	---	---	8.90	---	---	---
Fluoride	mg/l	---	---	---	---	---	---	---	---	140	---	---	---	140	---	---	0.290	---	---	---
Hardness (as CaCO3)	mg/l	---	---	---	---	---	---	---	---	---	---	---	---	---	---	---	---	163.0	---	---
Silica	mg/l	---	---	---	---	---	---	---	---	---	---	---	---	---	---	63.3	---	---	---	---
Sulfate	mg/l	---	---	---	---	---	---	---	---	---	---	---	---	---	---	---	28.60	---	---	---
Lab Parameters																				
Total Dissolved Solids (Laboratory)	mg/l	---	---	---	---	---	---	---	---	---	---	---	---	---	---	---	305	---	---	---
Total Suspended Solids	mg/l	---	---	---	---	---	---	---	---	---	---	---	---	---	---	---	13.0	---	---	---
Metals																				
Aluminum	mg/l	---	---	---	---	---	---	---	---	---	---	---	---	---	---	<0.080	---	---	---	---
Antimony	mg/l	---	---	---	---	0.088	DIS	0.03	DIS	0.747	TRC	0.64	TRC	0.747	TRC	<0.00300	---	<0.00300	---	---
Arsenic	mg/l	0.2	TRC	0.44	DIS	0.34	DIS	0.15	DIS	0.03	TRC	0.08	TRC	0.28	TRC	<0.025	---	<0.025	---	---
Barium	mg/l	---	---	---	---	---	---	---	---	98	TRC	---	---	98	TRC	---	---	0.0291	---	---
Beryllium	mg/l	---	---	---	---	---	---	---	---	1.867	TRC	0.084	TRC	1.867	TRC	---	---	<0.00200	---	---
Boron	mg/l	---	---	---	---	---	---	---	---	186.667	TRC	---	---	186.667	TRC	---	---	<0.040	---	---
Cadmium	mg/l	0.05	---	0.036664	DIS	0.012652	DIS	0.000788	DIS	0.7	TRC	0.084	TRC	0.7	TRC	<0.000026	---	<0.002000	---	---
Calcium	mg/l	---	---	---	---	---	---	---	---	---	---	---	---	---	---	---	---	46.3	---	---
Chromium	mg/l	1	---	---	---	---	---	---	---	---	---	---	---	---	---	---	---	<0.0060	---	---
Chromium, Hexavalent‡	mg/l	---	---	0.034	DIS	0.016	DIS	0.011	DIS	2.8	TRC	0.15	TRC	2.8	TRC	---	---	<0.0060	---	---
Chromium, Trivalent‡	mg/l	---	---	2.8523	TRC	0.8501	TRC	0.1106	TRC	1400	TRC	75	TRC	1400	TRC	---	---	<0.0060	---	---
Cobalt	mg/l	---	---	---	---	---	---	---	---	---	---	---	---	---	---	<0.0060	---	---	---	---
Copper	mg/l	0.5	TRC	0.03686	DIS	0.0213	DIS	0.0136	DIS	1.3	TRC	---	---	1.3	TRC	0.00122	---	<0.01000	---	---
Iron	mg/l	---	---	---	---	---	---	1	DIS	---	---	---	---	---	---	<0.060	---	---	---	---
Lead	mg/l	0.1	TRC	0.231013	DIS	0.109462	DIS	0.004266	DIS	0.015	TRC	---	---	0.015	TRC	<0.000042	---	<0.003000	---	---
Magnesium	mg/l	---	---	---	---	---	---	---	---	---	---	---	---	---	---	---	---	11.50	---	---
Manganese	mg/l	---	---	---	---	---	---	---	---	130.667	---	---	---	130.667	---	<0.0040	---	0.0159	---	---
Mercury	mg/l	0.01	TRC	0.005	DIS	0.0024	DIS	0.00001	DIS	0.28	TRC	---	---	0.28	TRC	---	<0.00020	---	---	AZ Aquatic and Wildlife - Warm Water Chronic*
Molybdenum	mg/l	---	---	---	---	---	---	---	---	---	---	---	---	---	---	<0.0080	---	---	---	---
Nickel	mg/l	---	---	6.28682	DIS	0.70791	DIS	0.07863	DIS	28	TRC	0.511	TRC	28	TRC	<0.00100	---	<0.01000	---	---
Potassium	mg/l	---	---	---	---	---	---	---	---	---	---	---	---	---	---	---	---	0.72	---	---
Selenium	mg/l	0.05	TRC	0.033	TRC	---	---	0.002	TRC	4.667	TRC	0.667	TRC	4.667	TRC	---	---	<0.00108	---	---
Silver	mg/l	---	---	0.007454	DIS	0.007454	DIS	---	---	4.667	TRC	8	TRC	4.667	TRC	<0.000100	---	<0.005000	---	---

Station Name	MC 3.3 C
Sample ID	RESE-1002172
Sample Date	5/31/2011 1:55:00 PM
Basin	Mineral Creek Watershed
Sub-basin	unknown
QC Type	Original data

Surface Water Hydrochemical Data

MONTGOMERY & ASSOCIATES

Parameters and Constituents		Standards														Results				
Name	Units	AZ Agricultural Livestock Watering		AZ Aquatic and Wildlife - Ephemeral Acute		AZ Aquatic and Wildlife - Warm Water Acute		AZ Aquatic and Wildlife - Warm Water Chronic		AZ Full Body Contact		AZ Fish Consumption		AZ Partial Body Contact		Dissolved Results	Total Results	Total Recoverable Results	Field Results	Use Exceeded
		Standard	Fraction	Standard	Fraction	Standard	Fraction	Standard	Fraction	Standard	Fraction	Standard	Fraction	Standard	Fraction					
Metals																				
Sodium	mg/l	---	---	---	---	---	---	---	---	---	---	---	---	---	---	---	---	24.4	---	---
Thallium	mg/l	---	---	---	---	0.7	DIS	0.15	DIS	0.075	TRC	0.001	TRC	0.075	TRC	<0.00100	---	<0.00100	---	AZ Fish Consumption*
Zinc	mg/l	25	TRC	1.6823	DIS	0.1773	DIS	0.1773	DIS	280	TRC	5.106	TRC	280	TRC	<0.0100	---	<0.0100	---	---

The hardness value used for calculation of hardness-dependent standards is the hardness of the sample itself, not the hardness of a receiving water.
* Detection limit exceeds standard
‡ For comparison only - no analysis exists

Station Name	MC 3.3 C
Sample ID	RESE-1002186
Sample Date	8/29/2011 1:30:00 PM
Basin	Mineral Creek Watershed
Sub-basin	unknown
QC Type	Original data

Surface Water Hydrochemical Data

MONTGOMERY & ASSOCIATES

Parameters and Constituents		Standards														Results				
Name	Units	AZ Agricultural Livestock Watering		AZ Aquatic and Wildlife - Ephemeral Acute		AZ Aquatic and Wildlife - Warm Water Acute		AZ Aquatic and Wildlife - Warm Water Chronic		AZ Full Body Contact		AZ Fish Consumption		AZ Partial Body Contact		Dissolved Results	Total Results	Total Recoverable Results	Field Results	Use Exceeded
		Standard	Fraction	Standard	Fraction	Standard	Fraction	Standard	Fraction	Standard	Fraction	Standard	Fraction	Standard	Fraction					
Field Parameters																				
Dissolved oxygen	mg/l	---	---	---	---	6	---	6	---	---	---	---	---	---	---	---	---	---	10.78	---
Flow Rate	gallons/minute	---	---	---	---	---	---	---	---	---	---	---	---	---	---	---	---	---	37.30	---
pH (Field)	s.u.	6.5 - 9	---	6.5 - 9	---	6.5 - 9	---	6.5 - 9	---	6.5 - 9	---	---	---	6.5 - 9	---	---	---	---	7.97	---
Specific Conductance (Field)	uS/cm	---	---	---	---	---	---	---	---	---	---	---	---	---	---	---	---	---	345.0	---
Temperature (Field)	Deg C	---	---	---	---	---	---	---	---	---	---	---	---	---	---	---	---	---	29.90	---
Turbidity (Field)	NTUs	---	---	---	---	---	---	---	---	---	---	---	---	---	---	---	---	---	3.28	---
Inorganics																				
Alkalinity (as CaCO3)	mg/l	---	---	---	---	---	---	---	---	---	---	---	---	---	---	---	176	---	---	---
Bicarbonate (Calculated by M&A)	mg/l	---	---	---	---	---	---	---	---	---	---	---	---	---	---	---	210	---	---	---
Bicarbonate Alkalinity (as CaCO3)	mg/l	---	---	---	---	---	---	---	---	---	---	---	---	---	---	---	172	---	---	---
Bromide	mg/l	---	---	---	---	---	---	---	---	---	---	---	---	---	---	---	0.130	---	---	---
Carbonate (Calculated by M&A)	mg/l	---	---	---	---	---	---	---	---	---	---	---	---	---	---	---	2.4	---	---	---
Carbonate Alkalinity (as CaCO3)	mg/l	---	---	---	---	---	---	---	---	---	---	---	---	---	---	---	4.0	---	---	---
Chloride	mg/l	---	---	---	---	---	---	---	---	---	---	---	---	---	---	---	8.17	---	---	---
Fluoride	mg/l	---	---	---	---	---	---	---	---	140	---	---	---	140	---	---	0.270	---	---	---
Hardness (as CaCO3)	mg/l	---	---	---	---	---	---	---	---	---	---	---	---	---	---	---	---	152.0	---	---
Silica	mg/l	---	---	---	---	---	---	---	---	---	---	---	---	---	---	63.6	---	---	---	---
Sulfate	mg/l	---	---	---	---	---	---	---	---	---	---	---	---	---	---	---	16.90	---	---	---
Lab Parameters																				
Total Dissolved Solids (Laboratory)	mg/l	---	---	---	---	---	---	---	---	---	---	---	---	---	---	---	272	---	---	---
Total Suspended Solids	mg/l	---	---	---	---	---	---	---	---	---	---	---	---	---	---	---	5.0	---	---	---
Metals																				
Aluminum	mg/l	---	---	---	---	---	---	---	---	---	---	---	---	---	---	<0.080	---	---	---	---
Antimony	mg/l	---	---	---	---	0.088	DIS	0.03	DIS	0.747	TRC	0.64	TRC	0.747	TRC	<0.00300	---	<0.00300	---	---
Arsenic	mg/l	0.2	TRC	0.44	DIS	0.34	DIS	0.15	DIS	0.03	TRC	0.08	TRC	0.28	TRC	<0.025	---	<0.025	---	---
Barium	mg/l	---	---	---	---	---	---	---	---	98	TRC	---	---	98	TRC	---	---	0.0307	---	---
Beryllium	mg/l	---	---	---	---	---	---	---	---	1.867	TRC	0.084	TRC	1.867	TRC	---	---	<0.00200	---	---
Boron	mg/l	---	---	---	---	---	---	---	---	186.667	TRC	---	---	186.667	TRC	---	---	<0.040	---	---
Cadmium	mg/l	0.05	---	0.034258	DIS	0.011821	DIS	0.000751	DIS	0.7	TRC	0.084	TRC	0.7	TRC	<0.000026	---	<0.002000	---	---
Calcium	mg/l	---	---	---	---	---	---	---	---	---	---	---	---	---	---	---	---	44.0	---	---
Chromium	mg/l	1	---	---	---	---	---	---	---	---	---	---	---	---	---	---	---	<0.0060	---	---
Chromium, Hexavalent‡	mg/l	---	---	0.034	DIS	0.016	DIS	0.011	DIS	2.8	TRC	0.15	TRC	2.8	TRC	---	---	<0.0060	---	---
Chromium, Trivalent‡	mg/l	---	---	2.6936	TRC	0.8028	TRC	0.1044	TRC	1400	TRC	75	TRC	1400	TRC	---	---	<0.0060	---	---
Cobalt	mg/l	---	---	---	---	---	---	---	---	---	---	---	---	---	---	<0.0060	---	---	---	---
Copper	mg/l	0.5	TRC	0.03451	DIS	0.01994	DIS	0.01281	DIS	1.3	TRC	---	---	1.3	TRC	0.00139	---	<0.01000	---	---
Iron	mg/l	---	---	---	---	---	---	1	DIS	---	---	---	---	---	---	0.184	---	---	---	---
Lead	mg/l	0.1	TRC	0.214343	DIS	0.101563	DIS	0.003958	DIS	0.015	TRC	---	---	0.015	TRC	0.000139 j	---	<0.003000	---	---
Magnesium	mg/l	---	---	---	---	---	---	---	---	---	---	---	---	---	---	---	---	10.10	---	---
Manganese	mg/l	---	---	---	---	---	---	---	---	130.667	---	---	---	130.667	---	0.1360	---	0.1470	---	---
Mercury	mg/l	0.01	TRC	0.005	DIS	0.0024	DIS	0.00001	DIS	0.28	TRC	---	---	0.28	TRC	---	<0.00020	---	---	AZ Aquatic and Wildlife - Warm Water Chronic*
Molybdenum	mg/l	---	---	---	---	---	---	---	---	---	---	---	---	---	---	<0.0080	---	---	---	---
Nickel	mg/l	---	---	5.92598	DIS	0.66727	DIS	0.07411	DIS	28	TRC	0.511	TRC	28	TRC	0.00179	---	<0.01000	---	---
Potassium	mg/l	---	---	---	---	---	---	---	---	---	---	---	---	---	---	---	---	1.66	---	---
Selenium	mg/l	0.05	TRC	0.033	TRC	---	---	0.002	TRC	4.667	TRC	0.667	TRC	4.667	TRC	---	---	<0.00070	---	---
Silver	mg/l	---	---	0.00661	DIS	0.00661	DIS	---	---	4.667	TRC	8	TRC	4.667	TRC	<0.000100	---	<0.005000	---	---

Station Name	MC 3.3 C
Sample ID	RESE-1002186
Sample Date	8/29/2011 1:30:00 PM
Basin	Mineral Creek Watershed
Sub-basin	unknown
QC Type	Original data

Surface Water Hydrochemical Data

MONTGOMERY & ASSOCIATES

Parameters and Constituents		Standards														Results				
Name	Units	AZ Agricultural Livestock Watering		AZ Aquatic and Wildlife - Ephemeral Acute		AZ Aquatic and Wildlife - Warm Water Acute		AZ Aquatic and Wildlife - Warm Water Chronic		AZ Full Body Contact		AZ Fish Consumption		AZ Partial Body Contact		Dissolved Results	Total Results	Total Recoverable Results	Field Results	Use Exceeded
		Standard	Fraction	Standard	Fraction	Standard	Fraction	Standard	Fraction	Standard	Fraction	Standard	Fraction	Standard	Fraction					
Metals																				
Sodium	mg/l	---	---	---	---	---	---	---	---	---	---	---	---	---	---	---	---	22.3	---	---
Thallium	mg/l	---	---	---	---	0.7	DIS	0.15	DIS	0.075	TRC	0.001	TRC	0.075	TRC	<0.00100	---	<0.00100	---	AZ Fish Consumption*
Zinc	mg/l	25	TRC	1.5856	DIS	0.1671	DIS	0.1671	DIS	280	TRC	5.106	TRC	280	TRC	<0.0100	---	<0.0100	---	---

The hardness value used for calculation of hardness-dependent standards is the hardness of the sample itself, not the hardness of a receiving water.
* Detection limit exceeds standard
‡ For comparison only - no analysis exists

Station Name	MC 3.3 C
Sample ID	RESE-1002243
Sample Date	5/8/2012 12:45:00 PM
Basin	Mineral Creek Watershed
Sub-basin	unknown
QC Type	Original data

Surface Water Hydrochemical Data

MONTGOMERY & ASSOCIATES

Parameters and Constituents		Standards														Results				
Name	Units	AZ Agricultural Livestock Watering		AZ Aquatic and Wildlife - Ephemeral Acute		AZ Aquatic and Wildlife - Warm Water Acute		AZ Aquatic and Wildlife - Warm Water Chronic		AZ Full Body Contact		AZ Fish Consumption		AZ Partial Body Contact		Dissolved Results	Total Results	Total Recoverable Results	Field Results	Use Exceeded
		Standard	Fraction	Standard	Fraction	Standard	Fraction	Standard	Fraction	Standard	Fraction	Standard	Fraction	Standard	Fraction					
Field Parameters																				
Dissolved oxygen	mg/l	---	---	---	---	6	---	6	---	---	---	---	---	---	---	---	---	---	6.80	---
Flow Rate	gallons/minute	---	---	---	---	---	---	---	---	---	---	---	---	---	---	---	---	---	83.90	---
pH (Field)	s.u.	6.5 - 9	---	6.5 - 9	---	6.5 - 9	---	6.5 - 9	---	6.5 - 9	---	---	---	6.5 - 9	---	---	---	---	8.07	---
Specific Conductance (Field)	uS/cm	---	---	---	---	---	---	---	---	---	---	---	---	---	---	---	---	---	381.0	---
Temperature (Field)	Deg C	---	---	---	---	---	---	---	---	---	---	---	---	---	---	---	---	---	22.25	---
Turbidity (Field)	NTUs	---	---	---	---	---	---	---	---	---	---	---	---	---	---	---	---	---	5.89	---
Inorganics																				
Alkalinity (as CaCO3)	mg/l	---	---	---	---	---	---	---	---	---	---	---	---	---	---	---	177 j-	---	---	---
Bicarbonate (Calculated by M&A)	mg/l	---	---	---	---	---	---	---	---	---	---	---	---	---	---	---	214	---	---	---
Bicarbonate Alkalinity (as CaCO3)	mg/l	---	---	---	---	---	---	---	---	---	---	---	---	---	---	---	175 j-	---	---	---
Bromide	mg/l	---	---	---	---	---	---	---	---	---	---	---	---	---	---	---	<0.100	---	---	---
Carbonate (Calculated by M&A)	mg/l	---	---	---	---	---	---	---	---	---	---	---	---	---	---	---	1.1	---	---	---
Carbonate Alkalinity (as CaCO3)	mg/l	---	---	---	---	---	---	---	---	---	---	---	---	---	---	---	1.8 j-	---	---	---
Chloride	mg/l	---	---	---	---	---	---	---	---	---	---	---	---	---	---	---	10.20 j-	---	---	---
Fluoride	mg/l	---	---	---	---	---	---	---	---	140	---	---	---	140	---	---	0.290 j-	---	---	---
Hardness (as CaCO3)	mg/l	---	---	---	---	---	---	---	---	---	---	---	---	---	---	---	---	164.0	---	---
Silica	mg/l	---	---	---	---	---	---	---	---	---	---	---	---	---	---	61.7	---	---	---	---
Sulfate	mg/l	---	---	---	---	---	---	---	---	---	---	---	---	---	---	---	35.10 j-	---	---	---
Lab Parameters																				
Total Dissolved Solids (Laboratory)	mg/l	---	---	---	---	---	---	---	---	---	---	---	---	---	---	---	251 j-	---	---	---
Total Suspended Solids	mg/l	---	---	---	---	---	---	---	---	---	---	---	---	---	---	---	<5.0	---	---	---
Metals																				
Aluminum	mg/l	---	---	---	---	---	---	---	---	---	---	---	---	---	---	<0.0222	---	---	---	---
Antimony	mg/l	---	---	---	---	0.088	DIS	0.03	DIS	0.747	TRC	0.64	TRC	0.747	TRC	<0.00300	---	<0.00015	---	---
Arsenic	mg/l	0.2	TRC	0.44	DIS	0.34	DIS	0.15	DIS	0.03	TRC	0.08	TRC	0.28	TRC	<0.0067	---	<0.0033	---	---
Barium	mg/l	---	---	---	---	---	---	---	---	98	TRC	---	---	98	TRC	---	---	0.0344	---	---
Beryllium	mg/l	---	---	---	---	---	---	---	---	1.867	TRC	0.084	TRC	1.867	TRC	---	---	<0.00031	---	---
Boron	mg/l	---	---	---	---	---	---	---	---	186.667	TRC	---	---	186.667	TRC	---	---	0.0199 j	---	---
Cadmium	mg/l	0.05	---	0.087609	DIS	0.030232	DIS	0.001468	DIS	0.7	TRC	0.084	TRC	0.7	TRC	<0.000014	---	<0.000290	---	---
Calcium	mg/l	---	---	---	---	---	---	---	---	---	---	---	---	---	---	---	---	46.5	---	---
Chromium	mg/l	1	---	---	---	---	---	---	---	---	---	---	---	---	---	---	---	0.0019 j	---	---
Chromium, Hexavalent‡	mg/l	---	---	0.034	DIS	0.016	DIS	0.011	DIS	2.8	TRC	0.15	TRC	2.8	TRC	---	---	0.0019 j	---	---
Chromium, Trivalent‡	mg/l	---	---	5.9497	TRC	1.7733	TRC	0.2307	TRC	1400	TRC	75	TRC	1400	TRC	---	---	0.0019 j	---	---
Cobalt	mg/l	---	---	---	---	---	---	---	---	---	---	---	---	---	---	0.0016 j	---	---	---	---
Copper	mg/l	0.5	TRC	0.08588	DIS	0.04962	DIS	0.02928	DIS	1.3	TRC	---	---	1.3	TRC	0.00130	---	0.00190 j	---	---
Iron	mg/l	---	---	---	---	---	---	1	DIS	---	---	---	---	---	---	<0.0222	---	---	---	---
Lead	mg/l	0.1	TRC	0.592712	DIS	0.280846	DIS	0.010944	DIS	0.015	TRC	---	---	0.015	TRC	<0.000059	---	<0.000072	---	---
Magnesium	mg/l	---	---	---	---	---	---	---	---	---	---	---	---	---	---	---	---	11.70	---	---
Manganese	mg/l	---	---	---	---	---	---	---	---	130.667	---	---	---	130.667	---	0.0103	---	0.0289	---	---
Mercury	mg/l	0.01	TRC	0.005	DIS	0.0024	DIS	0.00001	DIS	0.28	TRC	---	---	0.28	TRC	---	<0.000054	---	---	AZ Aquatic and Wildlife - Warm Water Chronic*
Molybdenum	mg/l	---	---	---	---	---	---	---	---	---	---	---	---	---	---	<0.0021	---	---	---	---
Nickel	mg/l	---	---	13.43579	DIS	1.51289	DIS	0.16804	DIS	28	TRC	0.511	TRC	28	TRC	0.00170	---	<0.00200	---	---
Potassium	mg/l	---	---	---	---	---	---	---	---	---	---	---	---	---	---	---	---	0.684	---	---
Selenium	mg/l	0.05	TRC	0.033	TRC	---	---	0.002	TRC	4.667	TRC	0.667	TRC	4.667	TRC	---	---	<0.00028	---	---
Silver	mg/l	---	---	0.034911	DIS	0.034911	DIS	---	---	4.667	TRC	8	TRC	4.667	TRC	<0.000014	---	<0.000700	---	---

Station Name	MC 3.3 C
Sample ID	RESE-1002243
Sample Date	5/8/2012 12:45:00 PM
Basin	Mineral Creek Watershed
Sub-basin	unknown
QC Type	Original data

Surface Water Hydrochemical Data

MONTGOMERY & ASSOCIATES

Parameters and Constituents		Standards														Results				
Name	Units	AZ Agricultural Livestock Watering		AZ Aquatic and Wildlife - Ephemeral Acute		AZ Aquatic and Wildlife - Warm Water Acute		AZ Aquatic and Wildlife - Warm Water Chronic		AZ Full Body Contact		AZ Fish Consumption		AZ Partial Body Contact		Dissolved Results	Total Results	Total Recoverable Results	Field Results	Use Exceeded
		Standard	Fraction	Standard	Fraction	Standard	Fraction	Standard	Fraction	Standard	Fraction	Standard	Fraction	Standard	Fraction					
Metals																				
Sodium	mg/l	---	---	---	---	---	---	---	---	---	---	---	---	---	---	---	---	23.2	---	---
Strontium (by isotope dilution)	ppm	---	---	---	---	---	---	---	---	---	---	---	---	---	---	---	0.1864	---	---	---
Thallium	mg/l	---	---	---	---	0.7	DIS	0.15	DIS	0.075	TRC	0.001	TRC	0.075	TRC	<0.000008	---	<0.000009	---	---
Zinc	mg/l	25	TRC	3.5994	DIS	0.3793	DIS	0.3793	DIS	280	TRC	5.106	TRC	280	TRC	<0.0026	---	<0.0050	---	---
Radiogenic Isotopes																				
Carbon 14	pmC	---	---	---	---	---	---	---	---	---	---	---	---	---	---	---	95.62	---	---	---
Strontium 87/86	none	---	---	---	---	---	---	---	---	---	---	---	---	---	---	---	0.714372	---	---	---
Tritium	TU	---	---	---	---	---	---	---	---	---	---	---	---	---	---	---	0.96	---	---	---
Stable Isotopes																				
Delta Carbon-13 of DIC	per mil	---	---	---	---	---	---	---	---	---	---	---	---	---	---	---	-15.3	---	---	---
Delta Deuterium	per mil	---	---	---	---	---	---	---	---	---	---	---	---	---	---	---	-68.1	---	---	---
Delta Oxygen-18	per mil	---	---	---	---	---	---	---	---	---	---	---	---	---	---	---	-9.39	---	---	---
Delta Oxygen-18 of Sulfate	per mil	---	---	---	---	---	---	---	---	---	---	---	---	---	---	---	6.60	---	---	---
Delta Sulfur-34	per mil	---	---	---	---	---	---	---	---	---	---	---	---	---	---	---	2.6	---	---	---

The hardness value used for calculation of hardness-dependent standards is the hardness of the sample itself, not the hardness of a receiving water.
* Detection limit exceeds standard
‡ For comparison only - no analysis exists

Explanation of Codes

Absent = Analyte not present
ge = Greater than or equal to reported value
i = Insufficient sample
j = Estimated value
j+ = Estimated value, high bias
j- = Estimated value, low bias
Lost = Sample lost in processing
n = Not measured
na = Not available
Present = Analyte was detected

ND = Not Detected
Not Applicable = Analyte not applicable
q = Uncertain value
r = Unusable data
< = Less than reported detection limit
> = Greater than reported value
d = Diluted. Diluted samples are indicated only when value is estimated.
LD = Laboratory duplicate
SP = Split sample
SPD = Split-Duplicate

Station Name	AC 4.5 C
Sample ID	RESE-1002251
Sample Date	6/25/2012 8:50:00 AM
Basin	Lower Queen Creek Watershed
Sub-basin	Arnett Creek
QC Type	Original data

Surface Water Hydrochemical Data

MONTGOMERY & ASSOCIATES

Parameters and Constituents		Standards														Results				
Name	Units	AZ Agricultural Livestock Watering		AZ Aquatic and Wildlife - Ephemeral Acute		AZ Aquatic and Wildlife - Warm Water Acute		AZ Aquatic and Wildlife - Warm Water Chronic		AZ Full Body Contact		AZ Fish Consumption		AZ Partial Body Contact		Dissolved Results	Total Results	Total Recoverable Results	Field Results	Use Exceeded
		Standard	Fraction	Standard	Fraction	Standard	Fraction	Standard	Fraction	Standard	Fraction	Standard	Fraction	Standard	Fraction					
Field Parameters																				
Dissolved oxygen	mg/l	---	---	---	---	6	---	6	---	---	---	---	---	---	---	---	---	---	3.09	AZ Aquatic and Wildlife - Warm Water Acute† AZ Aquatic and Wildlife - Warm Water Chronic†
Flow Rate	gallons/minute	---	---	---	---	---	---	---	---	---	---	---	---	---	---	---	---	---	0.0	---
pH (Field)	s.u.	6.5 - 9	---	6.5 - 9	---	6.5 - 9	---	6.5 - 9	---	6.5 - 9	---	---	---	6.5 - 9	---	---	---	---	7.89	---
Specific Conductance (Field)	uS/cm	---	---	---	---	---	---	---	---	---	---	---	---	---	---	---	---	---	334.0	---
Temperature (Field)	Deg C	---	---	---	---	---	---	---	---	---	---	---	---	---	---	---	---	---	23.74	---
Inorganics																				
Alkalinity (as CaCO3)	mg/l	---	---	---	---	---	---	---	---	---	---	---	---	---	---	---	166	---	---	---
Bicarbonate (Calculated by M&A)	mg/l	---	---	---	---	---	---	---	---	---	---	---	---	---	---	---	203	---	---	---
Bicarbonate Alkalinity (as CaCO3)	mg/l	---	---	---	---	---	---	---	---	---	---	---	---	---	---	---	166	---	---	---
Bromide	mg/l	---	---	---	---	---	---	---	---	---	---	---	---	---	---	---	0.11	---	---	---
Carbonate (Calculated by M&A)	mg/l	---	---	---	---	---	---	---	---	---	---	---	---	---	---	---	--	---	---	---
Carbonate Alkalinity (as CaCO3)	mg/l	---	---	---	---	---	---	---	---	---	---	---	---	---	---	---	<1.0	---	---	---
Chloride	mg/l	---	---	---	---	---	---	---	---	---	---	---	---	---	---	---	9.91	---	---	---
Fluoride	mg/l	---	---	---	---	---	---	---	---	140	---	---	---	140	---	---	0.24	---	---	---
Hardness (as CaCO3)	mg/l	---	---	---	---	---	---	---	---	---	---	---	---	---	---	---	---	121	---	---
Silica	mg/l	---	---	---	---	---	---	---	---	---	---	---	---	---	---	63.6	---	---	---	---
Sulfate	mg/l	---	---	---	---	---	---	---	---	---	---	---	---	---	---	---	8.51	---	---	---
Lab Parameters																				
Total Dissolved Solids (Laboratory)	mg/l	---	---	---	---	---	---	---	---	---	---	---	---	---	---	---	250	---	---	---
Total Suspended Solids	mg/l	---	---	---	---	---	---	---	---	---	---	---	---	---	---	---	<5.0	---	---	---
Metals																				
Aluminum	mg/l	---	---	---	---	---	---	---	---	---	---	---	---	---	---	<0.080	---	---	---	---
Antimony	mg/l	---	---	---	---	0.088	DIS	0.03	DIS	0.747	TRC	0.64	TRC	0.747	TRC	<0.00300	---	<0.00300	---	---
Arsenic	mg/l	0.2	TRC	0.44	DIS	0.34	DIS	0.15	DIS	0.03	TRC	0.08	TRC	0.28	TRC	<0.025	---	<0.025	---	---
Barium	mg/l	---	---	---	---	---	---	---	---	98	TRC	---	---	98	TRC	---	---	0.0093	---	---
Beryllium	mg/l	---	---	---	---	---	---	---	---	1.867	TRC	0.084	TRC	1.867	TRC	---	---	<0.0020	---	---
Boron	mg/l	---	---	---	---	---	---	---	---	186.667	TRC	---	---	186.667	TRC	---	---	<0.040	---	---
Cadmium	mg/l	0.05	---	0.027448	DIS	0.009472	DIS	0.000641	DIS	0.7	TRC	0.084	TRC	0.7	TRC	<0.000014	---	<0.002000	---	---
Calcium	mg/l	---	---	---	---	---	---	---	---	---	---	---	---	---	---	---	---	37.8	---	---
Chromium	mg/l	1	---	---	---	---	---	---	---	---	---	---	---	---	---	---	---	<0.0060	---	---
Chromium, Hexavalent‡	mg/l	---	---	0.034	DIS	0.016	DIS	0.011	DIS	2.8	TRC	0.15	TRC	2.8	TRC	---	---	<0.0060	---	---
Chromium, Trivalent‡	mg/l	---	---	2.2346	TRC	0.666	TRC	0.0866	TRC	1400	TRC	75	TRC	1400	TRC	---	---	<0.0060	---	---
Cobalt	mg/l	---	---	---	---	---	---	---	---	---	---	---	---	---	---	<0.0060	---	---	---	---
Copper	mg/l	0.5	TRC	0.02784	DIS	0.01608	DIS	0.01054	DIS	1.3	TRC	---	---	1.3	TRC	0.00274	---	<0.01000	---	---
Iron	mg/l	---	---	---	---	---	---	1	DIS	---	---	---	---	---	---	<0.060	---	---	---	---
Lead	mg/l	0.1	TRC	0.167627	DIS	0.079427	DIS	0.003095	DIS	0.015	TRC	---	---	0.015	TRC	0.000690 j	---	<0.003000	---	---
Magnesium	mg/l	---	---	---	---	---	---	---	---	---	---	---	---	---	---	---	---	6.38	---	---
Manganese	mg/l	---	---	---	---	---	---	---	---	130.667	---	---	---	130.667	---	0.0625	---	0.1110	---	---
Mercury	mg/l	0.01	TRC	0.005	DIS	0.0024	DIS	0.00001	DIS	0.28	TRC	---	---	0.28	TRC	---	<0.00020	---	---	AZ Aquatic and Wildlife - Warm Water Chronic*
Molybdenum	mg/l	---	---	---	---	---	---	---	---	---	---	---	---	---	---	<0.008	---	---	---	---
Nickel	mg/l	---	---	4.88604	DIS	0.55018	DIS	0.06111	DIS	28	TRC	0.511	TRC	28	TRC	0.00114	---	<0.01000	---	---
Potassium	mg/l	---	---	---	---	---	---	---	---	---	---	---	---	---	---	---	---	6.16	---	---
Selenium	mg/l	0.05	TRC	0.033	TRC	---	---	0.002	TRC	4.667	TRC	0.667	TRC	4.667	TRC	---	---	0.00036 jd	---	---
Silver	mg/l	---	---	0.004465	DIS	0.004465	DIS	---	---	4.667	TRC	8	TRC	4.667	TRC	<0.000100	---	<0.005000	---	---
Sodium	mg/l	---	---	---	---	---	---	---	---	---	---	---	---	---	---	---	---	24.2	---	---

Station Name	AC 4.5 C
Sample ID	RESE-1002251
Sample Date	6/25/2012 8:50:00 AM
Basin	Lower Queen Creek Watershed
Sub-basin	Arnett Creek
QC Type	Original data

Surface Water Hydrochemical Data

MONTGOMERY & ASSOCIATES

Parameters and Constituents		Standards														Results				
Name	Units	AZ Agricultural Livestock Watering		AZ Aquatic and Wildlife - Ephemeral Acute		AZ Aquatic and Wildlife - Warm Water Acute		AZ Aquatic and Wildlife - Warm Water Chronic		AZ Full Body Contact		AZ Fish Consumption		AZ Partial Body Contact		Dissolved Results	Total Results	Total Recoverable Results	Field Results	Use Exceeded
		Standard	Fraction	Standard	Fraction	Standard	Fraction	Standard	Fraction	Standard	Fraction	Standard	Fraction	Standard	Fraction					
Metals																				
Thallium	mg/l	---	---	---	---	0.7	DIS	0.15	DIS	0.075	TRC	0.001	TRC	0.075	TRC	<0.00100	---	<0.00100	---	AZ Fish Consumption*
Zinc	mg/l	25	TRC	1.3069	DIS	0.1377	DIS	0.1377	DIS	280	TRC	5.106	TRC	280	TRC	<0.0100	---	<0.0100	---	---

The hardness value used for calculation of hardness-dependent standards is the hardness of the sample itself, not the hardness of a receiving water.
* Detection limit exceeds standard
† Exceedance is considered less than regulatory limit
‡ For comparison only - no analysis exists

Station Name	AC 4.5 C
Sample ID	RESE-1002253
Sample Date	8/7/2012 8:35:00 AM
Basin	Lower Queen Creek Watershed
Sub-basin	Arnett Creek
QC Type	Original data

Surface Water Hydrochemical Data

MONTGOMERY & ASSOCIATES

Parameters and Constituents		Standards														Results				
Name	Units	AZ Agricultural Livestock Watering		AZ Aquatic and Wildlife - Ephemeral Acute		AZ Aquatic and Wildlife - Warm Water Acute		AZ Aquatic and Wildlife - Warm Water Chronic		AZ Full Body Contact		AZ Fish Consumption		AZ Partial Body Contact		Dissolved Results	Total Results	Total Recoverable Results	Field Results	Use Exceeded
		Standard	Fraction	Standard	Fraction	Standard	Fraction	Standard	Fraction	Standard	Fraction	Standard	Fraction	Standard	Fraction					
Field Parameters																				
Dissolved oxygen	mg/l	---	---	---	---	6	---	6	---	---	---	---	---	---	---	---	---	---	1.03	AZ Aquatic and Wildlife - Warm Water Acute† AZ Aquatic and Wildlife - Warm Water Chronic†
Flow Rate	gallons/minute	---	---	---	---	---	---	---	---	---	---	---	---	---	---	---	---	---	2.5 j	---
pH (Field)	s.u.	6.5 - 9	---	6.5 - 9	---	6.5 - 9	---	6.5 - 9	---	6.5 - 9	---	---	---	6.5 - 9	---	---	---	---	7.22	---
Specific Conductance (Field)	uS/cm	---	---	---	---	---	---	---	---	---	---	---	---	---	---	---	---	---	390.5	---
Temperature (Field)	Deg C	---	---	---	---	---	---	---	---	---	---	---	---	---	---	---	---	---	25.90	---
Turbidity (Field)	NTUs	---	---	---	---	---	---	---	---	---	---	---	---	---	---	---	---	---	12.00	---
Inorganics																				
Alkalinity (as CaCO3)	mg/l	---	---	---	---	---	---	---	---	---	---	---	---	---	---	---	172	---	---	---
Bicarbonate (Calculated by M&A)	mg/l	---	---	---	---	---	---	---	---	---	---	---	---	---	---	---	210	---	---	---
Bicarbonate Alkalinity (as CaCO3)	mg/l	---	---	---	---	---	---	---	---	---	---	---	---	---	---	---	172	---	---	---
Bromide	mg/l	---	---	---	---	---	---	---	---	---	---	---	---	---	---	---	0.10	---	---	---
Carbonate (Calculated by M&A)	mg/l	---	---	---	---	---	---	---	---	---	---	---	---	---	---	---	--	---	---	---
Carbonate Alkalinity (as CaCO3)	mg/l	---	---	---	---	---	---	---	---	---	---	---	---	---	---	---	<1.0	---	---	---
Chloride	mg/l	---	---	---	---	---	---	---	---	---	---	---	---	---	---	---	11.00	---	---	---
Fluoride	mg/l	---	---	---	---	---	---	---	---	140	---	---	---	140	---	---	0.23	---	---	---
Hardness (as CaCO3)	mg/l	---	---	---	---	---	---	---	---	---	---	---	---	---	---	---	---	136	---	---
Silica	mg/l	---	---	---	---	---	---	---	---	---	---	---	---	---	---	69.8	---	---	---	---
Sulfate	mg/l	---	---	---	---	---	---	---	---	---	---	---	---	---	---	---	16.80	---	---	---
Lab Parameters																				
Total Dissolved Solids (Laboratory)	mg/l	---	---	---	---	---	---	---	---	---	---	---	---	---	---	---	268	---	---	---
Total Suspended Solids	mg/l	---	---	---	---	---	---	---	---	---	---	---	---	---	---	---	7.0	---	---	---
Metals																				
Aluminum	mg/l	---	---	---	---	---	---	---	---	---	---	---	---	---	---	<0.080	---	---	---	---
Antimony	mg/l	---	---	---	---	0.088	DIS	0.03	DIS	0.747	TRC	0.64	TRC	0.747	TRC	<0.00300	---	<0.00300	---	---
Arsenic	mg/l	0.2	TRC	0.44	DIS	0.34	DIS	0.15	DIS	0.03	TRC	0.08	TRC	0.28	TRC	<0.025	---	<0.025	---	---
Barium	mg/l	---	---	---	---	---	---	---	---	98	TRC	---	---	98	TRC	---	---	0.0164	---	---
Beryllium	mg/l	---	---	---	---	---	---	---	---	1.867	TRC	0.084	TRC	1.867	TRC	---	---	<0.0020	---	---
Boron	mg/l	---	---	---	---	---	---	---	---	186.667	TRC	---	---	186.667	TRC	---	---	<0.040	---	---
Cadmium	mg/l	0.05	---	0.030749	DIS	0.010611	DIS	0.000695	DIS	0.7	TRC	0.084	TRC	0.7	TRC	0.000030 j	---	<0.002000	---	---
Calcium	mg/l	---	---	---	---	---	---	---	---	---	---	---	---	---	---	---	---	42.8	---	---
Chromium	mg/l	1	---	---	---	---	---	---	---	---	---	---	---	---	---	---	---	<0.0060	---	---
Chromium, Hexavalent‡	mg/l	---	---	0.034	DIS	0.016	DIS	0.011	DIS	2.8	TRC	0.15	TRC	2.8	TRC	---	---	<0.0060	---	---
Chromium, Trivalent‡	mg/l	---	---	2.4591	TRC	0.7329	TRC	0.0953	TRC	1400	TRC	75	TRC	1400	TRC	---	---	<0.0060	---	---
Cobalt	mg/l	---	---	---	---	---	---	---	---	---	---	---	---	---	---	<0.0060	---	---	---	---
Copper	mg/l	0.5	TRC	0.03108	DIS	0.01796	DIS	0.01165	DIS	1.3	TRC	---	---	1.3	TRC	<0.00100	---	<0.01000	---	---
Iron	mg/l	---	---	---	---	---	---	1	DIS	---	---	---	---	---	---	0.299	---	---	---	---
Lead	mg/l	0.1	TRC	0.190175	DIS	0.090111	DIS	0.003512	DIS	0.015	TRC	---	---	0.015	TRC	<0.000058	---	<0.003000	---	---
Magnesium	mg/l	---	---	---	---	---	---	---	---	---	---	---	---	---	---	---	---	7.11	---	---
Manganese	mg/l	---	---	---	---	---	---	---	---	130.667	---	---	---	130.667	---	0.2100	---	0.2430	---	---
Mercury	mg/l	0.01	TRC	0.005	DIS	0.0024	DIS	0.00001	DIS	0.28	TRC	---	---	0.28	TRC	---	<0.00020	---	---	AZ Aquatic and Wildlife - Warm Water Chronic*
Molybdenum	mg/l	---	---	---	---	---	---	---	---	---	---	---	---	---	---	<0.008	---	---	---	---
Nickel	mg/l	---	---	5.39379	DIS	0.60735	DIS	0.06746	DIS	28	TRC	0.511	TRC	28	TRC	0.00194	---	<0.01000	---	---
Potassium	mg/l	---	---	---	---	---	---	---	---	---	---	---	---	---	---	---	---	6.49	---	---
Selenium	mg/l	0.05	TRC	0.033	TRC	---	---	0.002	TRC	4.667	TRC	0.667	TRC	4.667	TRC	---	---	0.00117 jd	---	---
Silver	mg/l	---	---	0.005459	DIS	0.005459	DIS	---	---	4.667	TRC	8	TRC	4.667	TRC	<0.000100	---	<0.005000	---	---

Station Name	AC 4.5 C
Sample ID	RESE-1002253
Sample Date	8/7/2012 8:35:00 AM
Basin	Lower Queen Creek Watershed
Sub-basin	Arnett Creek
QC Type	Original data

Surface Water Hydrochemical Data

MONTGOMERY & ASSOCIATES

Parameters and Constituents		Standards														Results				
Name	Units	AZ Agricultural Livestock Watering		AZ Aquatic and Wildlife - Ephemeral Acute		AZ Aquatic and Wildlife - Warm Water Acute		AZ Aquatic and Wildlife - Warm Water Chronic		AZ Full Body Contact		AZ Fish Consumption		AZ Partial Body Contact		Dissolved Results	Total Results	Total Recoverable Results	Field Results	Use Exceeded
		Standard	Fraction	Standard	Fraction	Standard	Fraction	Standard	Fraction	Standard	Fraction	Standard	Fraction	Standard	Fraction					
Metals																				
Sodium	mg/l	---	---	---	---	---	---	---	---	---	---	---	---	---	---	---	---	27.2	---	---
Thallium	mg/l	---	---	---	---	0.7	DIS	0.15	DIS	0.075	TRC	0.001	TRC	0.075	TRC	<0.00100	---	<0.00100	---	AZ Fish Consumption*
Zinc	mg/l	25	TRC	1.443	DIS	0.1521	DIS	0.1521	DIS	280	TRC	5.106	TRC	280	TRC	<0.0100	---	<0.0100	---	---

The hardness value used for calculation of hardness-dependent standards is the hardness of the sample itself, not the hardness of a receiving water.
* Detection limit exceeds standard
† Exceedance is considered less than regulatory limit
‡ For comparison only - no analysis exists

Station Name	AC 4.5 C
Sample ID	RESE-1003064
Sample Date	11/13/2012 9:20:00 AM
Basin	Lower Queen Creek Watershed
Sub-basin	Arnett Creek
QC Type	Original data

Surface Water Hydrochemical Data

MONTGOMERY & ASSOCIATES

Parameters and Constituents		Standards														Results				
Name	Units	AZ Agricultural Livestock Watering		AZ Aquatic and Wildlife - Ephemeral Acute		AZ Aquatic and Wildlife - Warm Water Acute		AZ Aquatic and Wildlife - Warm Water Chronic		AZ Full Body Contact		AZ Fish Consumption		AZ Partial Body Contact		Dissolved Results	Total Results	Total Recoverable Results	Field Results	Use Exceeded
		Standard	Fraction	Standard	Fraction	Standard	Fraction	Standard	Fraction	Standard	Fraction	Standard	Fraction	Standard	Fraction					
Field Parameters																				
Dissolved oxygen	mg/l	---	---	---	---	6	---	6	---	---	---	---	---	---	---	---	---	---	2.15	AZ Aquatic and Wildlife - Warm Water Acute† AZ Aquatic and Wildlife - Warm Water Chronic†
Flow Rate	gallons/minute	---	---	---	---	---	---	---	---	---	---	---	---	---	---	---	---	---	<1.0	---
pH (Field)	s.u.	6.5 - 9	---	6.5 - 9	---	6.5 - 9	---	6.5 - 9	---	6.5 - 9	---	---	---	6.5 - 9	---	---	---	---	7.47	---
Specific Conductance (Field)	uS/cm	---	---	---	---	---	---	---	---	---	---	---	---	---	---	---	---	---	375.5	---
Temperature (Field)	Deg C	---	---	---	---	---	---	---	---	---	---	---	---	---	---	---	---	---	17.30	---
Turbidity (Field)	NTUs	---	---	---	---	---	---	---	---	---	---	---	---	---	---	---	---	---	14.00	---
Inorganics																				
Alkalinity (as CaCO3)	mg/l	---	---	---	---	---	---	---	---	---	---	---	---	---	---	---	189	---	---	---
Bicarbonate (Calculated by M&A)	mg/l	---	---	---	---	---	---	---	---	---	---	---	---	---	---	---	231	---	---	---
Bicarbonate Alkalinity (as CaCO3)	mg/l	---	---	---	---	---	---	---	---	---	---	---	---	---	---	---	189	---	---	---
Bromide	mg/l	---	---	---	---	---	---	---	---	---	---	---	---	---	---	---	<0.10	---	---	---
Carbonate (Calculated by M&A)	mg/l	---	---	---	---	---	---	---	---	---	---	---	---	---	---	---	--	---	---	---
Carbonate Alkalinity (as CaCO3)	mg/l	---	---	---	---	---	---	---	---	---	---	---	---	---	---	---	<1.0	---	---	---
Chloride	mg/l	---	---	---	---	---	---	---	---	---	---	---	---	---	---	---	10.70	---	---	---
Fluoride	mg/l	---	---	---	---	---	---	---	---	140	---	---	---	140	---	---	0.22	---	---	---
Hardness (as CaCO3)	mg/l	---	---	---	---	---	---	---	---	---	---	---	---	---	---	---	---	141	---	---
Silica	mg/l	---	---	---	---	---	---	---	---	---	---	---	---	---	---	62.3	---	---	---	---
Sulfate	mg/l	---	---	---	---	---	---	---	---	---	---	---	---	---	---	---	9.26	---	---	---
Lab Parameters																				
Total Dissolved Solids (Laboratory)	mg/l	---	---	---	---	---	---	---	---	---	---	---	---	---	---	---	238	---	---	---
Total Suspended Solids	mg/l	---	---	---	---	---	---	---	---	---	---	---	---	---	---	---	5.0	---	---	---
Metals																				
Aluminum	mg/l	---	---	---	---	---	---	---	---	---	---	---	---	---	---	<0.080	---	---	---	---
Antimony	mg/l	---	---	---	---	0.088	DIS	0.03	DIS	0.747	TRC	0.64	TRC	0.747	TRC	<0.00300	---	<0.00300	---	---
Arsenic	mg/l	0.2	TRC	0.44	DIS	0.34	DIS	0.15	DIS	0.03	TRC	0.08	TRC	0.28	TRC	<0.025	---	<0.025	---	---
Barium	mg/l	---	---	---	---	---	---	---	---	98	TRC	---	---	98	TRC	---	---	0.0117	---	---
Beryllium	mg/l	---	---	---	---	---	---	---	---	1.867	TRC	0.084	TRC	1.867	TRC	---	---	<0.0020	---	---
Boron	mg/l	---	---	---	---	---	---	---	---	186.667	TRC	---	---	186.667	TRC	---	---	<0.040	---	---
Cadmium	mg/l	0.05	---	0.031847	DIS	0.010989	DIS	0.000713	DIS	0.7	TRC	0.084	TRC	0.7	TRC	<0.000014	---	<0.002000	---	---
Calcium	mg/l	---	---	---	---	---	---	---	---	---	---	---	---	---	---	---	---	43.9	---	---
Chromium	mg/l	1	---	---	---	---	---	---	---	---	---	---	---	---	---	---	---	<0.0060	---	---
Chromium, Hexavalent‡	mg/l	---	---	0.034	DIS	0.016	DIS	0.011	DIS	2.8	TRC	0.15	TRC	2.8	TRC	---	---	<0.0060	---	---
Chromium, Trivalent‡	mg/l	---	---	2.5329	TRC	0.7549	TRC	0.0982	TRC	1400	TRC	75	TRC	1400	TRC	---	---	<0.0060	---	---
Cobalt	mg/l	---	---	---	---	---	---	---	---	---	---	---	---	---	---	<0.0060	---	---	---	---
Copper	mg/l	0.5	TRC	0.03215	DIS	0.01858	DIS	0.01201	DIS	1.3	TRC	---	---	1.3	TRC	<0.00100	---	<0.01000	---	---
Iron	mg/l	---	---	---	---	---	---	1	DIS	---	---	---	---	---	---	0.100	---	---	---	---
Lead	mg/l	0.1	TRC	0.197716	DIS	0.093684	DIS	0.003651	DIS	0.015	TRC	---	---	0.015	TRC	<0.000058	---	<0.003000	---	---
Magnesium	mg/l	---	---	---	---	---	---	---	---	---	---	---	---	---	---	---	---	7.56	---	---
Manganese	mg/l	---	---	---	---	---	---	---	---	130.667	---	---	---	130.667	---	0.0846	---	0.1050	---	---
Mercury	mg/l	0.01	TRC	0.005	DIS	0.0024	DIS	0.00001	DIS	0.28	TRC	---	---	0.28	TRC	---	<0.00020	---	---	AZ Aquatic and Wildlife - Warm Water Chronic*
Molybdenum	mg/l	---	---	---	---	---	---	---	---	---	---	---	---	---	---	<0.008	---	---	---	---
Nickel	mg/l	---	---	5.56109	DIS	0.62619	DIS	0.06955	DIS	28	TRC	0.511	TRC	28	TRC	0.00199	---	<0.01000	---	---
Potassium	mg/l	---	---	---	---	---	---	---	---	---	---	---	---	---	---	---	---	5.63	---	---
Selenium	mg/l	0.05	TRC	0.033	TRC	---	---	0.002	TRC	4.667	TRC	0.667	TRC	4.667	TRC	---	---	<0.00028	---	---
Silver	mg/l	---	---	0.005809	DIS	0.005809	DIS	---	---	4.667	TRC	8	TRC	4.667	TRC	<0.000100	---	<0.005000	---	---

Station Name	AC 4.5 C
Sample ID	RESE-1003064
Sample Date	11/13/2012 9:20:00 AM
Basin	Lower Queen Creek Watershed
Sub-basin	Arnett Creek
QC Type	Original data

Surface Water Hydrochemical Data

MONTGOMERY & ASSOCIATES

Parameters and Constituents		Standards														Results				
Name	Units	AZ Agricultural Livestock Watering		AZ Aquatic and Wildlife - Ephemeral Acute		AZ Aquatic and Wildlife - Warm Water Acute		AZ Aquatic and Wildlife - Warm Water Chronic		AZ Full Body Contact		AZ Fish Consumption		AZ Partial Body Contact		Dissolved Results	Total Results	Total Recoverable Results	Field Results	Use Exceeded
		Standard	Fraction	Standard	Fraction	Standard	Fraction	Standard	Fraction	Standard	Fraction	Standard	Fraction	Standard	Fraction					
Metals																				
Sodium	mg/l	---	---	---	---	---	---	---	---	---	---	---	---	---	---	---	---	26.2	---	---
Thallium	mg/l	---	---	---	---	0.7	DIS	0.15	DIS	0.075	TRC	0.001	TRC	0.075	TRC	<0.00100	---	<0.00100	---	AZ Fish Consumption*
Zinc	mg/l	25	TRC	1.4878	DIS	0.1568	DIS	0.1568	DIS	280	TRC	5.106	TRC	280	TRC	<0.0100	---	<0.0100	---	---

The hardness value used for calculation of hardness-dependent standards is the hardness of the sample itself, not the hardness of a receiving water.
* Detection limit exceeds standard
† Exceedance is considered less than regulatory limit
‡ For comparison only - no analysis exists

Station Name	AC 4.5 C
Sample ID	RESE-1003081
Sample Date	2/5/2013 12:15:00 PM
Basin	Lower Queen Creek Watershed
Sub-basin	Arnett Creek
QC Type	Original data

Surface Water Hydrochemical Data

MONTGOMERY & ASSOCIATES

Parameters and Constituents		Standards														Results				
Name	Units	AZ Agricultural Livestock Watering		AZ Aquatic and Wildlife - Ephemeral Acute		AZ Aquatic and Wildlife - Warm Water Acute		AZ Aquatic and Wildlife - Warm Water Chronic		AZ Full Body Contact		AZ Fish Consumption		AZ Partial Body Contact		Dissolved Results	Total Results	Total Recoverable Results	Field Results	Use Exceeded
		Standard	Fraction	Standard	Fraction	Standard	Fraction	Standard	Fraction	Standard	Fraction	Standard	Fraction	Standard	Fraction					
Field Parameters																				
Dissolved oxygen	mg/l	---	---	---	---	6	---	6	---	---	---	---	---	---	---	---	---	---	2.66	AZ Aquatic and Wildlife - Warm Water Acute† AZ Aquatic and Wildlife - Warm Water Chronic†
pH (Field)	s.u.	6.5 - 9	---	6.5 - 9	---	6.5 - 9	---	6.5 - 9	---	6.5 - 9	---	---	---	6.5 - 9	---	---	---	---	7.44	---
Specific Conductance (Field)	uS/cm	---	---	---	---	---	---	---	---	---	---	---	---	---	---	---	---	---	592.0	---
Temperature (Field)	Deg C	---	---	---	---	---	---	---	---	---	---	---	---	---	---	---	---	---	12.48	---
Turbidity (Field)	NTUs	---	---	---	---	---	---	---	---	---	---	---	---	---	---	---	---	---	1.03	---
Inorganics																				
Alkalinity (as CaCO3)	mg/l	---	---	---	---	---	---	---	---	---	---	---	---	---	---	---	244	---	---	---
Bicarbonate (Calculated by M&A)	mg/l	---	---	---	---	---	---	---	---	---	---	---	---	---	---	---	298	---	---	---
Bicarbonate Alkalinity (as CaCO3)	mg/l	---	---	---	---	---	---	---	---	---	---	---	---	---	---	---	244	---	---	---
Bromide	mg/l	---	---	---	---	---	---	---	---	---	---	---	---	---	---	---	<0.10	---	---	---
Carbonate (Calculated by M&A)	mg/l	---	---	---	---	---	---	---	---	---	---	---	---	---	---	---	--	---	---	---
Carbonate Alkalinity (as CaCO3)	mg/l	---	---	---	---	---	---	---	---	---	---	---	---	---	---	---	<1.0	---	---	---
Chloride	mg/l	---	---	---	---	---	---	---	---	---	---	---	---	---	---	---	12.30	---	---	---
Fluoride	mg/l	---	---	---	---	---	---	---	---	140	---	---	---	140	---	---	0.15	---	---	---
Hardness (as CaCO3)	mg/l	---	---	---	---	---	---	---	---	---	---	---	---	---	---	---	---	238	---	---
Silica	mg/l	---	---	---	---	---	---	---	---	---	---	---	---	---	---	42.9	---	---	---	---
Sulfate	mg/l	---	---	---	---	---	---	---	---	---	---	---	---	---	---	---	41.50	---	---	---
Lab Parameters																				
Total Dissolved Solids (Laboratory)	mg/l	---	---	---	---	---	---	---	---	---	---	---	---	---	---	---	364	---	---	---
Total Suspended Solids	mg/l	---	---	---	---	---	---	---	---	---	---	---	---	---	---	---	<5.0	---	---	---
Metals																				
Aluminum	mg/l	---	---	---	---	---	---	---	---	---	---	---	---	---	---	<0.080	---	---	---	---
Antimony	mg/l	---	---	---	---	0.088	DIS	0.03	DIS	0.747	TRC	0.64	TRC	0.747	TRC	<0.00300	---	<0.00300	---	---
Arsenic	mg/l	0.2	TRC	0.44	DIS	0.34	DIS	0.15	DIS	0.03	TRC	0.08	TRC	0.28	TRC	<0.025	---	<0.025	---	---
Barium	mg/l	---	---	---	---	---	---	---	---	98	TRC	---	---	98	TRC	---	---	0.0154	---	---
Beryllium	mg/l	---	---	---	---	---	---	---	---	1.867	TRC	0.084	TRC	1.867	TRC	---	---	<0.0020	---	---
Boron	mg/l	---	---	---	---	---	---	---	---	186.667	TRC	---	---	186.667	TRC	---	---	<0.040	---	---
Cadmium	mg/l	0.05	---	0.052947	DIS	0.018271	DIS	0.001025	DIS	0.7	TRC	0.084	TRC	0.7	TRC	0.000020 j	---	<0.002000	---	---
Calcium	mg/l	---	---	---	---	---	---	---	---	---	---	---	---	---	---	---	---	72.7	---	---
Chromium	mg/l	1	---	---	---	---	---	---	---	---	---	---	---	---	---	---	---	<0.0060	---	---
Chromium, Hexavalent‡	mg/l	---	---	0.034	DIS	0.016	DIS	0.011	DIS	2.8	TRC	0.15	TRC	2.8	TRC	---	---	<0.0060	---	---
Chromium, Trivalent‡	mg/l	---	---	3.8889	TRC	1.1591	TRC	0.1508	TRC	1400	TRC	75	TRC	1400	TRC	---	---	<0.0060	---	---
Cobalt	mg/l	---	---	---	---	---	---	---	---	---	---	---	---	---	---	<0.0060	---	---	---	---
Copper	mg/l	0.5	TRC	0.05265	DIS	0.03042	DIS	0.01879	DIS	1.3	TRC	---	---	1.3	TRC	0.00753	---	0.01000	---	---
Iron	mg/l	---	---	---	---	---	---	1	DIS	---	---	---	---	---	---	<0.060	---	---	---	---
Lead	mg/l	0.1	TRC	0.345369	DIS	0.163647	DIS	0.006377	DIS	0.015	TRC	---	---	0.015	TRC	0.000087 j	---	<0.003000	---	---
Magnesium	mg/l	---	---	---	---	---	---	---	---	---	---	---	---	---	---	---	---	13.60	---	---
Manganese	mg/l	---	---	---	---	---	---	---	---	130.667	---	---	---	130.667	---	<0.0040	---	<0.0040	---	---
Mercury	mg/l	0.01	TRC	0.005	DIS	0.0024	DIS	0.00001	DIS	0.28	TRC	---	---	0.28	TRC	---	<0.00020	---	---	AZ Aquatic and Wildlife - Warm Water Chronic*
Molybdenum	mg/l	---	---	---	---	---	---	---	---	---	---	---	---	---	---	<0.008	---	---	---	---
Nickel	mg/l	---	---	8.65973	DIS	0.9751	DIS	0.1083	DIS	28	TRC	0.511	TRC	28	TRC	0.00340	---	<0.01000	---	---
Potassium	mg/l	---	---	---	---	---	---	---	---	---	---	---	---	---	---	---	---	3.56	---	---
Selenium	mg/l	0.05	TRC	0.033	TRC	---	---	0.002	TRC	4.667	TRC	0.667	TRC	4.667	TRC	---	---	0.00073 jd	---	---
Silver	mg/l	---	---	0.014293	DIS	0.014293	DIS	---	---	4.667	TRC	8	TRC	4.667	TRC	<0.000100	---	<0.005000	---	---
Sodium	mg/l	---	---	---	---	---	---	---	---	---	---	---	---	---	---	---	---	20.6	---	---

Station Name	AC 4.5 C
Sample ID	RESE-1003081
Sample Date	2/5/2013 12:15:00 PM
Basin	Lower Queen Creek Watershed
Sub-basin	Arnett Creek
QC Type	Original data

Surface Water Hydrochemical Data

MONTGOMERY & ASSOCIATES

Parameters and Constituents		Standards														Results				
Name	Units	AZ Agricultural Livestock Watering		AZ Aquatic and Wildlife - Ephemeral Acute		AZ Aquatic and Wildlife - Warm Water Acute		AZ Aquatic and Wildlife - Warm Water Chronic		AZ Full Body Contact		AZ Fish Consumption		AZ Partial Body Contact		Dissolved Results	Total Results	Total Recoverable Results	Field Results	Use Exceeded
		Standard	Fraction	Standard	Fraction	Standard	Fraction	Standard	Fraction	Standard	Fraction	Standard	Fraction	Standard	Fraction					
Metals																				
Thallium	mg/l	---	---	---	---	0.7	DIS	0.15	DIS	0.075	TRC	0.001	TRC	0.075	TRC	<0.00100	---	<0.00100	---	AZ Fish Consumption*
Zinc	mg/l	25	TRC	2.3183	DIS	0.2443	DIS	0.2443	DIS	280	TRC	5.106	TRC	280	TRC	<0.0100	---	<0.0100	---	---

The hardness value used for calculation of hardness-dependent standards is the hardness of the sample itself, not the hardness of a receiving water.
* Detection limit exceeds standard
† Exceedance is considered less than regulatory limit
‡ For comparison only - no analysis exists

Explanation of Codes

Absent = Analyte not present	ND = Not Detected
ge = Greater than or equal to reported value	Not Applicable = Analyte not applicable
i = Insufficient sample	q = Uncertain value
j = Estimated value	r = Unusable data
j+ = Estimated value, high bias	< = Less than reported detection limit
j- = Estimated value, low bias	> = Greater than reported value
Lost = Sample lost in processing	d = Diluted. Diluted samples are indicated only when value is estimated.
n = Not measured	LD = Laboratory duplicate
na = Not available	SP = Split sample
Present = Analyte was detected	SPD = Split-Duplicate

Station Name	Blue Spring
Sample ID	RESE-1001087
Sample Date	5/26/2004 1:30:00 PM
Basin	Lower Queen Creek Watershed
Sub-basin	Arnett Creek
QC Type	Original data

Surface Water Hydrochemical Data

MONTGOMERY & ASSOCIATES

Parameters and Constituents		Standards														Results				
Name	Units	AZ Agricultural Livestock Watering		AZ Aquatic and Wildlife - Ephemeral Acute		AZ Aquatic and Wildlife - Warm Water Acute		AZ Aquatic and Wildlife - Warm Water Chronic		AZ Full Body Contact		AZ Fish Consumption		AZ Partial Body Contact		Dissolved Results	Total Results	Total Recoverable Results	Field Results	Use Exceeded
		Standard	Fraction	Standard	Fraction	Standard	Fraction	Standard	Fraction	Standard	Fraction	Standard	Fraction	Standard	Fraction					
Bacteria																				
E. Coli	MPN/100ml	---	---	---	---	---	---	---	---	235	---	---	---	575	---	---	50.0	---	---	---
Total Coliforms	MPN/100ml	---	---	---	---	---	---	---	---	---	---	---	---	---	---	---	1600 ge	---	---	---
Field Parameters																				
Dissolved oxygen	mg/l	---	---	---	---	6	---	6	---	---	---	---	---	---	---	---	---	---	5.86	AZ Aquatic and Wildlife - Warm Water Acute† AZ Aquatic and Wildlife - Warm Water Chronic†
Flow Rate	gallons/minute	---	---	---	---	---	---	---	---	---	---	---	---	---	---	---	---	---	0.00	---
pH (Field)	s.u.	6.5 - 9	---	6.5 - 9	---	6.5 - 9	---	6.5 - 9	---	6.5 - 9	---	---	---	6.5 - 9	---	---	---	---	7.40	---
Specific Conductance (Field)	uS/cm	---	---	---	---	---	---	---	---	---	---	---	---	---	---	---	---	---	558.0	---
Temperature (Field)	Deg C	---	---	---	---	---	---	---	---	---	---	---	---	---	---	---	---	---	25.80	---
Turbidity (Field)	NTUs	---	---	---	---	---	---	---	---	---	---	---	---	---	---	---	---	---	1.77	---
Inorganics																				
Alkalinity (as CaCO3)	mg/l	---	---	---	---	---	---	---	---	---	---	---	---	---	---	---	299	---	---	---
Bicarbonate (Calculated by M&A)	mg/l	---	---	---	---	---	---	---	---	---	---	---	---	---	---	---	365	---	---	---
Bicarbonate Alkalinity (as CaCO3)	mg/l	---	---	---	---	---	---	---	---	---	---	---	---	---	---	---	299	---	---	---
Bromide	mg/l	---	---	---	---	---	---	---	---	---	---	---	---	---	---	---	0.110	---	---	---
Carbonate (Calculated by M&A)	mg/l	---	---	---	---	---	---	---	---	---	---	---	---	---	---	---	--	---	---	---
Carbonate Alkalinity (as CaCO3)	mg/l	---	---	---	---	---	---	---	---	---	---	---	---	---	---	---	<1.00	---	---	---
Chloride	mg/l	---	---	---	---	---	---	---	---	---	---	---	---	---	---	---	12.20	---	---	---
Cyanide, Total	mg/l	---	---	---	---	---	---	---	---	---	---	---	---	---	---	---	<0.010	---	---	---
Fluoride	mg/l	---	---	---	---	---	---	---	---	140	---	---	---	140	---	---	0.400	---	---	---
Hardness (as CaCO3)	mg/l	---	---	---	---	---	---	---	---	---	---	---	---	---	---	---	203	---	---	---
Nitrate as N	mg/l	---	---	---	---	---	---	---	---	3733.33	---	---	---	3733.33	---	---	<0.10	---	---	---
Nitrate+Nitrite as N	mg/l	---	---	---	---	---	---	---	---	---	---	---	---	---	---	---	<0.20	---	---	---
Nitrate+Nitrite as N (calculated by M&A)	mg/l	---	---	---	---	---	---	---	---	3733.33	---	---	---	3733.33	---	---	--	---	---	---
Nitrite as N	mg/l	---	---	---	---	---	---	---	---	233.33	---	---	---	233.33	---	---	<0.10	---	---	---
Silica	mg/l	---	---	---	---	---	---	---	---	---	---	---	---	---	---	---	72.9	---	---	---
Sulfate	mg/l	---	---	---	---	---	---	---	---	---	---	---	---	---	---	---	6.10	---	---	---
Sulfide	mg/l	---	---	---	---	---	---	---	---	---	---	---	---	---	---	---	<1.00	---	---	---
Lab Parameters																				
Color	Color Units	---	---	---	---	---	---	---	---	---	---	---	---	---	---	---	10.0	---	---	---
Total Dissolved Solids (Laboratory)	mg/l	---	---	---	---	---	---	---	---	---	---	---	---	---	---	---	370	---	---	---
Total Suspended Solids	mg/l	---	---	---	---	---	---	---	---	---	---	---	---	---	---	---	<5.00	---	---	---
Metals																				
Aluminum	mg/l	---	---	---	---	---	---	---	---	---	---	---	---	---	---	---	<0.0200	---	---	---
Antimony	mg/l	---	---	---	---	0.088	DIS	0.03	DIS	0.747	TRC	0.64	TRC	0.747	TRC	<0.00300	<0.00300	<0.00300	---	---
Arsenic	mg/l	0.2	TRC	0.44	DIS	0.34	DIS	0.15	DIS	0.03	TRC	0.08	TRC	0.28	TRC	<0.00300	<0.00300	<0.00300	---	---
Barium	mg/l	---	---	---	---	---	---	---	---	98	TRC	---	---	98	TRC	0.0305	---	---	---	---
Beryllium	mg/l	---	---	---	---	---	---	---	---	1.867	TRC	0.084	TRC	1.867	TRC	<0.00200	<0.00200	<0.00200	---	---
Boron	mg/l	---	---	---	---	---	---	---	---	186.667	TRC	---	---	186.667	TRC	---	<0.0400	---	---	---
Cadmium	mg/l	0.05	---	0.045372	DIS	0.015657	DIS	0.000918	DIS	0.7	TRC	0.084	TRC	0.7	TRC	<0.000100	<0.000100	<0.000100	---	---
Calcium	mg/l	---	---	---	---	---	---	---	---	---	---	---	---	---	---	---	59.2	---	---	---
Chromium	mg/l	1	---	---	---	---	---	---	---	---	---	---	---	---	---	<0.00600	---	<0.00600	---	---
Chromium, Hexavalent‡	mg/l	---	---	0.034	DIS	0.016	DIS	0.011	DIS	2.8	TRC	0.15	TRC	2.8	TRC	<0.00600	---	<0.00600	---	---
Chromium, Trivalent‡	mg/l	---	---	3.41387	TRC	1.0175	TRC	0.13236	TRC	1400	TRC	75	TRC	1400	TRC	<0.00600	---	<0.00600	---	---
Cobalt	mg/l	---	---	---	---	---	---	---	---	---	---	---	---	---	---	---	<0.00600	---	---	---
Copper	mg/l	0.5	TRC	0.04533	DIS	0.02619	DIS	0.0164	DIS	1.3	TRC	---	---	1.3	TRC	<0.00300	0.00330	<0.00300	---	---

Station Name	Blue Spring
Sample ID	RESE-1001087
Sample Date	5/26/2004 1:30:00 PM
Basin	Lower Queen Creek Watershed
Sub-basin	Arnett Creek
QC Type	Original data

Surface Water Hydrochemical Data

MONTGOMERY & ASSOCIATES

Parameters and Constituents		Standards														Results				
Name	Units	AZ Agricultural Livestock Watering		AZ Aquatic and Wildlife - Ephemeral Acute		AZ Aquatic and Wildlife - Warm Water Acute		AZ Aquatic and Wildlife - Warm Water Chronic		AZ Full Body Contact		AZ Fish Consumption		AZ Partial Body Contact		Dissolved Results	Total Results	Total Recoverable Results	Field Results	Use Exceeded
		Standard	Fraction	Standard	Fraction	Standard	Fraction	Standard	Fraction	Standard	Fraction	Standard	Fraction	Standard	Fraction					
Metals																				
Iron	mg/l	---	---	---	---	---	---	1	DIS	---	---	---	---	---	---	---	0.2010	---	---	---
Lead	mg/l	0.1	TRC	0.291897	DIS	0.13831	DIS	0.00539	DIS	0.015	TRC	---	---	0.015	TRC	<0.003000	<0.003000	<0.003000	---	---
Magnesium	mg/l	---	---	---	---	---	---	---	---	---	---	---	---	---	---	---	13.50	---	---	---
Manganese	mg/l	---	---	---	---	---	---	---	---	130.667	---	---	---	130.667	---	---	---	0.0443	---	---
Mercury	mg/l	0.01	TRC	0.005	DIS	0.0024	DIS	0.00001	DIS	0.28	TRC	---	---	0.28	TRC	<0.00020	<0.00020	---	---	AZ Aquatic and Wildlife - Warm Water Chronic*
Molybdenum	mg/l	---	---	---	---	---	---	---	---	---	---	---	---	---	---	---	0.00860	---	---	---
Nickel	mg/l	---	---	7.56941	DIS	0.85233	DIS	0.09467	DIS	28	TRC	0.511	TRC	28	TRC	<0.01000	---	<0.01000	---	---
Potassium	mg/l	---	---	---	---	---	---	---	---	---	---	---	---	---	---	---	1.70	---	---	---
Selenium	mg/l	0.05	TRC	0.033	TRC	---	---	0.002	TRC	4.667	TRC	0.667	TRC	4.667	TRC	---	<0.03000	<0.00300	---	AZ Aquatic and Wildlife - Warm Water Chronic*
Silver	mg/l	---	---	0.010872	DIS	0.010872	DIS	---	---	4.667	TRC	8	TRC	4.667	TRC	<0.000100	<0.000100	<0.000100	---	---
Sodium	mg/l	---	---	---	---	---	---	---	---	---	---	---	---	---	---	---	32.5	---	---	---
Thallium	mg/l	---	---	---	---	0.7	DIS	0.15	DIS	0.075	TRC	0.001	TRC	0.075	TRC	<0.00200	<0.00200	---	---	AZ Fish Consumption*
Uranium	mg/l	---	---	---	---	---	---	---	---	2.8	---	---	---	2.8	---	---	0.0004 j	---	---	---
Zinc	mg/l	25	TRC	2.026	DIS	0.2135	DIS	0.2135	DIS	280	TRC	5.106	TRC	280	TRC	<0.0050	<0.0050	<0.0050	---	---
Other																				
Anions (Laboratory)	meq/l	---	---	---	---	---	---	---	---	---	---	---	---	---	---	---	6.46	---	---	---
Cations (Laboratory)	meq/l	---	---	---	---	---	---	---	---	---	---	---	---	---	---	---	5.52	---	---	---
Ion Balance (Laboratory)	%	---	---	---	---	---	---	---	---	---	---	---	---	---	---	---	-7.85	---	---	---
Total Dissolved Solids (Calc by Lab)	mg/l	---	---	---	---	---	---	---	---	---	---	---	---	---	---	---	398	---	---	---
Radiologicals																				
Gross Alpha	pCi/l	---	---	---	---	---	---	---	---	---	---	---	---	---	---	---	3.03	---	---	---
Gross Beta	pCi/l	---	---	---	---	---	---	---	---	---	---	---	---	---	---	---	<4.10	---	---	---
Radionuclides																				
Radium 226	pCi/l	---	---	---	---	---	---	---	---	---	---	---	---	---	---	---	<0.70	---	---	---
Radium 226 + Radium 228	pCi/l	---	---	---	---	---	---	---	---	---	---	---	---	---	---	---	--	---	---	---
Radium 228	pCi/l	---	---	---	---	---	---	---	---	---	---	---	---	---	---	---	<1.40	---	---	---

The hardness value used for calculation of hardness-dependent standards is the hardness of the sample itself, not the hardness of a receiving water.
* Detection limit exceeds standard
† Exceedance is considered less than regulatory limit
‡ For comparison only - no analysis exists

Station Name	Blue Spring
Sample ID	RESE-1001093
Sample Date	8/3/2004 6:55:00 AM
Basin	Lower Queen Creek Watershed
Sub-basin	Arnett Creek
QC Type	Original data

Surface Water Hydrochemical Data

MONTGOMERY & ASSOCIATES

Parameters and Constituents		Standards														Results				
Name	Units	AZ Agricultural Livestock Watering		AZ Aquatic and Wildlife - Ephemeral Acute		AZ Aquatic and Wildlife - Warm Water Acute		AZ Aquatic and Wildlife - Warm Water Chronic		AZ Full Body Contact		AZ Fish Consumption		AZ Partial Body Contact		Dissolved Results	Total Results	Total Recoverable Results	Field Results	Use Exceeded
		Standard	Fraction	Standard	Fraction	Standard	Fraction	Standard	Fraction	Standard	Fraction	Standard	Fraction	Standard	Fraction					
Bacteria																				
E. Coli	MPN/100ml	---	---	---	---	---	---	---	---	235	---	---	---	575	---	---	11.0	---	---	---
Total Coliforms	MPN/100ml	---	---	---	---	---	---	---	---	---	---	---	---	---	---	---	900	---	---	---
Field Parameters																				
Flow Rate	gallons/minute	---	---	---	---	---	---	---	---	---	---	---	---	---	---	---	---	---	0.00	---
pH (Field)	s.u.	6.5 - 9	---	6.5 - 9	---	6.5 - 9	---	6.5 - 9	---	6.5 - 9	---	---	---	6.5 - 9	---	---	---	---	7.40	---
Specific Conductance (Field)	uS/cm	---	---	---	---	---	---	---	---	---	---	---	---	---	---	---	---	---	809.0	---
Temperature (Field)	Deg C	---	---	---	---	---	---	---	---	---	---	---	---	---	---	---	---	---	22.90	---
Turbidity (Field)	NTUs	---	---	---	---	---	---	---	---	---	---	---	---	---	---	---	---	---	2.14	---
Inorganics																				
Alkalinity (as CaCO3)	mg/l	---	---	---	---	---	---	---	---	---	---	---	---	---	---	---	344	---	---	---
Bicarbonate (Calculated by M&A)	mg/l	---	---	---	---	---	---	---	---	---	---	---	---	---	---	---	420	---	---	---
Bicarbonate Alkalinity (as CaCO3)	mg/l	---	---	---	---	---	---	---	---	---	---	---	---	---	---	---	344	---	---	---
Bromide	mg/l	---	---	---	---	---	---	---	---	---	---	---	---	---	---	---	0.190	---	---	---
Carbonate (Calculated by M&A)	mg/l	---	---	---	---	---	---	---	---	---	---	---	---	---	---	---	--	---	---	---
Carbonate Alkalinity (as CaCO3)	mg/l	---	---	---	---	---	---	---	---	---	---	---	---	---	---	---	<1.00	---	---	---
Chloride	mg/l	---	---	---	---	---	---	---	---	---	---	---	---	---	---	---	23.80	---	---	---
Fluoride	mg/l	---	---	---	---	---	---	---	---	140	---	---	---	140	---	---	0.270	---	---	---
Hardness (as CaCO3)	mg/l	---	---	---	---	---	---	---	---	---	---	---	---	---	---	---	321	---	---	---
Nitrate as N	mg/l	---	---	---	---	---	---	---	---	3733.33	---	---	---	3733.33	---	---	<0.10	---	---	---
Nitrate+Nitrite as N	mg/l	---	---	---	---	---	---	---	---	---	---	---	---	---	---	---	<0.20	---	---	---
Nitrate+Nitrite as N (calculated by M&A)	mg/l	---	---	---	---	---	---	---	---	3733.33	---	---	---	3733.33	---	---	--	---	---	---
Nitrite as N	mg/l	---	---	---	---	---	---	---	---	233.33	---	---	---	233.33	---	---	<0.10	---	---	---
Ortho-Phosphate	mg/l	---	---	---	---	---	---	---	---	---	---	---	---	---	---	---	<0.50	---	---	---
Silica	mg/l	---	---	---	---	---	---	---	---	---	---	---	---	---	---	---	69.2	---	---	---
Sulfate	mg/l	---	---	---	---	---	---	---	---	---	---	---	---	---	---	---	123.00	---	---	---
Sulfide	mg/l	---	---	---	---	---	---	---	---	---	---	---	---	---	---	---	<1.00	---	---	---
Lab Parameters																				
Color	Color Units	---	---	---	---	---	---	---	---	---	---	---	---	---	---	---	19.0	---	---	---
Total Dissolved Solids (Laboratory)	mg/l	---	---	---	---	---	---	---	---	---	---	---	---	---	---	---	594	---	---	---
Total Suspended Solids	mg/l	---	---	---	---	---	---	---	---	---	---	---	---	---	---	---	6.00	---	---	---
Metals																				
Aluminum	mg/l	---	---	---	---	---	---	---	---	---	---	---	---	---	---	---	0.0410	---	---	---
Antimony	mg/l	---	---	---	---	0.088	DIS	0.03	DIS	0.747	TRC	0.64	TRC	0.747	TRC	<0.00300	<0.00300	<0.00300	---	---
Arsenic	mg/l	0.2	TRC	0.44	DIS	0.34	DIS	0.15	DIS	0.03	TRC	0.08	TRC	0.28	TRC	<0.00300	0.00400	<0.00300	---	---
Barium	mg/l	---	---	---	---	---	---	---	---	98	TRC	---	---	98	TRC	0.0601	---	---	---	---
Beryllium	mg/l	---	---	---	---	---	---	---	---	1.867	TRC	0.084	TRC	1.867	TRC	<0.00200	<0.00200	<0.00200	---	---
Boron	mg/l	---	---	---	---	---	---	---	---	186.667	TRC	---	---	186.667	TRC	---	<0.0400	---	---	---
Cadmium	mg/l	0.05	---	0.070778	DIS	0.024424	DIS	0.00126	DIS	0.7	TRC	0.084	TRC	0.7	TRC	<0.000100	<0.000100	<0.000100	---	---
Calcium	mg/l	---	---	---	---	---	---	---	---	---	---	---	---	---	---	---	89.4	---	---	---
Chromium	mg/l	1	---	---	---	---	---	---	---	---	---	---	---	---	---	<0.00600	---	<0.00600	---	---
Chromium, Hexavalent‡	mg/l	---	---	0.034	DIS	0.016	DIS	0.011	DIS	2.8	TRC	0.15	TRC	2.8	TRC	<0.00600	---	<0.00600	---	---
Chromium, Trivalent‡	mg/l	---	---	4.96862	TRC	1.48089	TRC	0.19263	TRC	1400	TRC	75	TRC	1400	TRC	<0.00600	---	<0.00600	---	---
Cobalt	mg/l	---	---	---	---	---	---	---	---	---	---	---	---	---	---	---	<0.00600	---	---	---
Copper	mg/l	0.5	TRC	0.0698	DIS	0.04033	DIS	0.02426	DIS	1.3	TRC	---	---	1.3	TRC	<0.00300	<0.00300	0.00300	---	---
Iron	mg/l	---	---	---	---	---	---	1	DIS	---	---	---	---	---	---	---	0.9930	---	---	---
Lead	mg/l	0.1	TRC	0.472303	DIS	0.223793	DIS	0.008721	DIS	0.015	TRC	---	---	0.015	TRC	<0.003000	<0.003000	<0.003000	---	---

Station Name	Blue Spring
Sample ID	RESE-1001093
Sample Date	8/3/2004 6:55:00 AM
Basin	Lower Queen Creek Watershed
Sub-basin	Arnett Creek
QC Type	Original data

Surface Water Hydrochemical Data

MONTGOMERY & ASSOCIATES

Parameters and Constituents		Standards														Results				
Name	Units	AZ Agricultural Livestock Watering		AZ Aquatic and Wildlife - Ephemeral Acute		AZ Aquatic and Wildlife - Warm Water Acute		AZ Aquatic and Wildlife - Warm Water Chronic		AZ Full Body Contact		AZ Fish Consumption		AZ Partial Body Contact		Dissolved Results	Total Results	Total Recoverable Results	Field Results	Use Exceeded
		Standard	Fraction	Standard	Fraction	Standard	Fraction	Standard	Fraction	Standard	Fraction	Standard	Fraction	Standard	Fraction					
Metals																				
Magnesium	mg/l	---	---	---	---	---	---	---	---	---	---	---	---	---	---	---	23.60	---	---	---
Manganese	mg/l	---	---	---	---	---	---	---	---	130.667	---	---	---	130.667	---	---	---	0.7890	---	---
Mercury	mg/l	0.01	TRC	0.005	DIS	0.0024	DIS	0.00001	DIS	0.28	TRC	---	---	0.28	TRC	<0.00020	<0.00020	---	---	AZ Aquatic and Wildlife - Warm Water Chronic*
Molybdenum	mg/l	---	---	---	---	---	---	---	---	---	---	---	---	---	---	---	0.01050	---	---	---
Nickel	mg/l	---	---	11.15382	DIS	1.25594	DIS	0.1395	DIS	28	TRC	0.511	TRC	28	TRC	<0.01000	---	<0.01000	---	---
Potassium	mg/l	---	---	---	---	---	---	---	---	---	---	---	---	---	---	---	3.90	---	---	---
Selenium	mg/l	0.05	TRC	0.033	TRC	---	---	0.002	TRC	4.667	TRC	0.667	TRC	4.667	TRC	---	<0.00600	<0.00300	---	AZ Aquatic and Wildlife - Warm Water Chronic*
Silver	mg/l	---	---	0.023912	DIS	0.023912	DIS	---	---	4.667	TRC	8	TRC	4.667	TRC	<0.000100	<0.000100	<0.000100	---	---
Sodium	mg/l	---	---	---	---	---	---	---	---	---	---	---	---	---	---	---	43.4	---	---	---
Thallium	mg/l	---	---	---	---	0.7	DIS	0.15	DIS	0.075	TRC	0.001	TRC	0.075	TRC	<0.00200	<0.00200	---	---	AZ Fish Consumption*
Zinc	mg/l	25	TRC	2.9872	DIS	0.3148	DIS	0.3148	DIS	280	TRC	5.106	TRC	280	TRC	<0.0050	<0.0050	<0.0050	---	---
Other																				
Anions (Laboratory)	meq/l	---	---	---	---	---	---	---	---	---	---	---	---	---	---	---	10.10	---	---	---
Cations (Laboratory)	meq/l	---	---	---	---	---	---	---	---	---	---	---	---	---	---	---	8.46	---	---	---
Ion Balance (Laboratory)	%	---	---	---	---	---	---	---	---	---	---	---	---	---	---	---	-8.89	---	---	---
Total Dissolved Solids (Calc by Lab)	mg/l	---	---	---	---	---	---	---	---	---	---	---	---	---	---	---	602	---	---	---

The hardness value used for calculation of hardness-dependent standards is the hardness of the sample itself, not the hardness of a receiving water.
* Detection limit exceeds standard
‡ For comparison only - no analysis exists

Station Name	Blue Spring
Sample ID	RESE-1001185
Sample Date	2/9/2005 8:00:00 AM
Basin	Lower Queen Creek Watershed
Sub-basin	Arnett Creek
QC Type	Original data

Surface Water Hydrochemical Data

MONTGOMERY & ASSOCIATES

Parameters and Constituents		Standards														Results				
Name	Units	AZ Agricultural Livestock Watering		AZ Aquatic and Wildlife - Ephemeral Acute		AZ Aquatic and Wildlife - Warm Water Acute		AZ Aquatic and Wildlife - Warm Water Chronic		AZ Full Body Contact		AZ Fish Consumption		AZ Partial Body Contact		Dissolved Results	Total Results	Total Recoverable Results	Field Results	Use Exceeded
		Standard	Fraction	Standard	Fraction	Standard	Fraction	Standard	Fraction	Standard	Fraction	Standard	Fraction	Standard	Fraction					
Bacteria																				
E. Coli	MPN/100ml	---	---	---	---	---	---	---	---	235	---	---	---	575	---	---	<2.0	---	---	---
Total Coliforms	MPN/100ml	---	---	---	---	---	---	---	---	---	---	---	---	---	---	---	300	---	---	---
Field Parameters																				
Dissolved oxygen	mg/l	---	---	---	---	6	---	6	---	---	---	---	---	---	---	---	---	---	7.30	---
Flow Rate	gallons/minute	---	---	---	---	---	---	---	---	---	---	---	---	---	---	---	---	---	6.50	---
pH (Field)	s.u.	6.5 - 9	---	6.5 - 9	---	6.5 - 9	---	6.5 - 9	---	6.5 - 9	---	---	---	6.5 - 9	---	---	---	---	7.70	---
Specific Conductance (Field)	uS/cm	---	---	---	---	---	---	---	---	---	---	---	---	---	---	---	---	---	519.0	---
Temperature (Field)	Deg C	---	---	---	---	---	---	---	---	---	---	---	---	---	---	---	---	---	10.30	---
Turbidity (Field)	NTUs	---	---	---	---	---	---	---	---	---	---	---	---	---	---	---	---	---	0.75	---
Inorganics																				
Alkalinity (as CaCO3)	mg/l	---	---	---	---	---	---	---	---	---	---	---	---	---	---	---	212	---	---	---
Bicarbonate (Calculated by M&A)	mg/l	---	---	---	---	---	---	---	---	---	---	---	---	---	---	---	259	---	---	---
Bicarbonate Alkalinity (as CaCO3)	mg/l	---	---	---	---	---	---	---	---	---	---	---	---	---	---	---	212	---	---	---
Bromide	mg/l	---	---	---	---	---	---	---	---	---	---	---	---	---	---	---	0.174	---	---	---
Carbonate (Calculated by M&A)	mg/l	---	---	---	---	---	---	---	---	---	---	---	---	---	---	---	--	---	---	---
Carbonate Alkalinity (as CaCO3)	mg/l	---	---	---	---	---	---	---	---	---	---	---	---	---	---	---	<1.00	---	---	---
Chloride	mg/l	---	---	---	---	---	---	---	---	---	---	---	---	---	---	---	16.70	---	---	---
Fluoride	mg/l	---	---	---	---	---	---	---	---	140	---	---	---	140	---	---	0.300	---	---	---
Hardness (as CaCO3)	mg/l	---	---	---	---	---	---	---	---	---	---	---	---	---	---	---	221	---	---	---
Nitrate as N	mg/l	---	---	---	---	---	---	---	---	3733.33	---	---	---	3733.33	---	---	<0.10	---	---	---
Nitrate+Nitrite as N	mg/l	---	---	---	---	---	---	---	---	---	---	---	---	---	---	---	<0.20	---	---	---
Nitrate+Nitrite as N (calculated by M&A)	mg/l	---	---	---	---	---	---	---	---	3733.33	---	---	---	3733.33	---	---	--	---	---	---
Nitrite as N	mg/l	---	---	---	---	---	---	---	---	233.33	---	---	---	233.33	---	---	<0.10	---	---	---
Ortho-Phosphate	mg/l	---	---	---	---	---	---	---	---	---	---	---	---	---	---	---	<0.50	---	---	---
Silica	mg/l	---	---	---	---	---	---	---	---	---	---	---	---	---	---	---	46.7	---	---	---
Sulfate	mg/l	---	---	---	---	---	---	---	---	---	---	---	---	---	---	---	41.20	---	---	---
Sulfide	mg/l	---	---	---	---	---	---	---	---	---	---	---	---	---	---	---	<1.00	---	---	---
Lab Parameters																				
Color	Color Units	---	---	---	---	---	---	---	---	---	---	---	---	---	---	---	19.0	---	---	---
Total Dissolved Solids (Laboratory)	mg/l	---	---	---	---	---	---	---	---	---	---	---	---	---	---	---	347	---	---	---
Total Suspended Solids	mg/l	---	---	---	---	---	---	---	---	---	---	---	---	---	---	---	<5.00	---	---	---
Metals																				
Aluminum	mg/l	---	---	---	---	---	---	---	---	---	---	---	---	---	---	---	<0.0300	---	---	---
Antimony	mg/l	---	---	---	---	0.088	DIS	0.03	DIS	0.747	TRC	0.64	TRC	0.747	TRC	<0.00300	<0.00300	<0.00300	---	---
Arsenic	mg/l	0.2	TRC	0.44	DIS	0.34	DIS	0.15	DIS	0.03	TRC	0.08	TRC	0.28	TRC	<0.00300	0.00310	<0.00300	---	---
Barium	mg/l	---	---	---	---	---	---	---	---	98	TRC	---	---	98	TRC	0.0261	---	---	---	---
Beryllium	mg/l	---	---	---	---	---	---	---	---	1.867	TRC	0.084	TRC	1.867	TRC	<0.00200	<0.00200	<0.00200	---	---
Boron	mg/l	---	---	---	---	---	---	---	---	186.667	TRC	---	---	186.667	TRC	---	<0.0400	---	---	---
Cadmium	mg/l	0.05	---	0.049273	DIS	0.017003	DIS	0.000973	DIS	0.7	TRC	0.084	TRC	0.7	TRC	<0.000200	<0.000200	<0.000200	---	---
Calcium	mg/l	---	---	---	---	---	---	---	---	---	---	---	---	---	---	---	63.4	---	---	---
Chromium	mg/l	1	---	---	---	---	---	---	---	---	---	---	---	---	---	<0.00600	---	<0.00600	---	---
Chromium, Hexavalent‡	mg/l	---	---	0.034	DIS	0.016	DIS	0.011	DIS	2.8	TRC	0.15	TRC	2.8	TRC	<0.00600	---	<0.00600	---	---
Chromium, Trivalent‡	mg/l	---	---	3.65987	TRC	1.09082	TRC	0.14189	TRC	1400	TRC	75	TRC	1400	TRC	<0.00600	---	<0.00600	---	---
Cobalt	mg/l	---	---	---	---	---	---	---	---	---	---	---	---	---	---	---	<0.00600	---	---	---
Copper	mg/l	0.5	TRC	0.0491	DIS	0.02837	DIS	0.01764	DIS	1.3	TRC	---	---	1.3	TRC	<0.01000	<0.01000	<0.01000	---	---
Iron	mg/l	---	---	---	---	---	---	1	DIS	---	---	---	---	---	---	---	<0.0600	---	---	---

Station Name	Blue Spring
Sample ID	RESE-1001185
Sample Date	2/9/2005 8:00:00 AM
Basin	Lower Queen Creek Watershed
Sub-basin	Arnett Creek
QC Type	Original data

Surface Water Hydrochemical Data

MONTGOMERY & ASSOCIATES

Parameters and Constituents		Standards														Results				
Name	Units	AZ Agricultural Livestock Watering		AZ Aquatic and Wildlife - Ephemeral Acute		AZ Aquatic and Wildlife - Warm Water Acute		AZ Aquatic and Wildlife - Warm Water Chronic		AZ Full Body Contact		AZ Fish Consumption		AZ Partial Body Contact		Dissolved Results	Total Results	Total Recoverable Results	Field Results	Use Exceeded
		Standard	Fraction	Standard	Fraction	Standard	Fraction	Standard	Fraction	Standard	Fraction	Standard	Fraction	Standard	Fraction					
Metals																				
Lead	mg/l	0.1	TRC	0.319382	DIS	0.151334	DIS	0.005897	DIS	0.015	TRC	---	---	0.015	TRC	<0.003000	<0.003000	<0.003000	---	---
Magnesium	mg/l	---	---	---	---	---	---	---	---	---	---	---	---	---	---	---	15.30	---	---	---
Manganese	mg/l	---	---	---	---	---	---	---	---	130.667	---	---	---	130.667	---	---	---	0.0362	---	---
Mercury	mg/l	0.01	TRC	0.005	DIS	0.0024	DIS	0.00001	DIS	0.28	TRC	---	---	0.28	TRC	<0.00020	<0.00020	---	---	AZ Aquatic and Wildlife - Warm Water Chronic*
Molybdenum	mg/l	---	---	---	---	---	---	---	---	---	---	---	---	---	---	---	<0.00800	---	---	---
Nickel	mg/l	---	---	8.13348	DIS	0.91584	DIS	0.10172	DIS	28	TRC	0.511	TRC	28	TRC	<0.01000	---	<0.01000	---	---
Potassium	mg/l	---	---	---	---	---	---	---	---	---	---	---	---	---	---	---	1.48	---	---	---
Selenium	mg/l	0.05	TRC	0.033	TRC	---	---	0.002	TRC	4.667	TRC	0.667	TRC	4.667	TRC	---	<0.00300	<0.00300	---	AZ Aquatic and Wildlife - Warm Water Chronic*
Silver	mg/l	---	---	0.012583	DIS	0.012583	DIS	---	---	4.667	TRC	8	TRC	4.667	TRC	<0.000100	<0.000100	<0.000100	---	---
Sodium	mg/l	---	---	---	---	---	---	---	---	---	---	---	---	---	---	---	24.8	---	---	---
Thallium	mg/l	---	---	---	---	0.7	DIS	0.15	DIS	0.075	TRC	0.001	TRC	0.075	TRC	<0.00200	<0.00200	---	---	AZ Fish Consumption*
Zinc	mg/l	25	TRC	2.1772	DIS	0.2294	DIS	0.2294	DIS	280	TRC	5.106	TRC	280	TRC	<0.0100	<0.0100	<0.0100	---	---
Other																				
Anions (Laboratory)	meq/l	---	---	---	---	---	---	---	---	---	---	---	---	---	---	---	5.59	---	---	---
Cations (Laboratory)	meq/l	---	---	---	---	---	---	---	---	---	---	---	---	---	---	---	5.54	---	---	---
Ion Balance (Laboratory)	%	---	---	---	---	---	---	---	---	---	---	---	---	---	---	---	-0.50	---	---	---
Total Dissolved Solids (Calc by Lab)	mg/l	---	---	---	---	---	---	---	---	---	---	---	---	---	---	---	350	---	---	---

The hardness value used for calculation of hardness-dependent standards is the hardness of the sample itself, not the hardness of a receiving water.
* Detection limit exceeds standard
‡ For comparison only - no analysis exists

Station Name	Blue Spring
Sample ID	RESE-1001200
Sample Date	5/3/2005 8:15:00 AM
Basin	Lower Queen Creek Watershed
Sub-basin	Arnett Creek
QC Type	Original data

Surface Water Hydrochemical Data

MONTGOMERY & ASSOCIATES

Parameters and Constituents		Standards														Results				
Name	Units	AZ Agricultural Livestock Watering		AZ Aquatic and Wildlife - Ephemeral Acute		AZ Aquatic and Wildlife - Warm Water Acute		AZ Aquatic and Wildlife - Warm Water Chronic		AZ Full Body Contact		AZ Fish Consumption		AZ Partial Body Contact		Dissolved Results	Total Results	Total Recoverable Results	Field Results	Use Exceeded
		Standard	Fraction	Standard	Fraction	Standard	Fraction	Standard	Fraction	Standard	Fraction	Standard	Fraction	Standard	Fraction					
Bacteria																				
E. Coli	MPN/100ml	---	---	---	---	---	---	---	---	235	---	---	---	575	---	---	23.0	---	---	---
Total Coliforms	MPN/100ml	---	---	---	---	---	---	---	---	---	---	---	---	---	---	---	>1600	---	---	---
Field Parameters																				
Dissolved oxygen	mg/l	---	---	---	---	6	---	6	---	---	---	---	---	---	---	---	---	---	10.16	---
Flow Rate	gallons/minute	---	---	---	---	---	---	---	---	---	---	---	---	---	---	---	---	---	2.00 j	---
pH (Field)	s.u.	6.5 - 9	---	6.5 - 9	---	6.5 - 9	---	6.5 - 9	---	6.5 - 9	---	---	---	6.5 - 9	---	---	---	---	7.60	---
Specific Conductance (Field)	uS/cm	---	---	---	---	---	---	---	---	---	---	---	---	---	---	---	---	---	746.0	---
Temperature (Field)	Deg C	---	---	---	---	---	---	---	---	---	---	---	---	---	---	---	---	---	17.90	---
Turbidity (Field)	NTUs	---	---	---	---	---	---	---	---	---	---	---	---	---	---	---	---	---	1.30	---
Inorganics																				
Alkalinity (as CaCO3)	mg/l	---	---	---	---	---	---	---	---	---	---	---	---	---	---	---	281	---	---	---
Bicarbonate (Calculated by M&A)	mg/l	---	---	---	---	---	---	---	---	---	---	---	---	---	---	---	343	---	---	---
Bicarbonate Alkalinity (as CaCO3)	mg/l	---	---	---	---	---	---	---	---	---	---	---	---	---	---	---	281	---	---	---
Bromide	mg/l	---	---	---	---	---	---	---	---	---	---	---	---	---	---	---	0.380	---	---	---
Carbonate (Calculated by M&A)	mg/l	---	---	---	---	---	---	---	---	---	---	---	---	---	---	---	--	---	---	---
Carbonate Alkalinity (as CaCO3)	mg/l	---	---	---	---	---	---	---	---	---	---	---	---	---	---	---	<1.00	---	---	---
Chloride	mg/l	---	---	---	---	---	---	---	---	---	---	---	---	---	---	---	51.40	---	---	---
Fluoride	mg/l	---	---	---	---	---	---	---	---	140	---	---	---	140	---	---	0.301	---	---	---
Hardness (as CaCO3)	mg/l	---	---	---	---	---	---	---	---	---	---	---	---	---	---	---	370	---	---	---
Nitrate as N	mg/l	---	---	---	---	---	---	---	---	3733.33	---	---	---	3733.33	---	---	<0.10	---	---	---
Nitrate+Nitrite as N	mg/l	---	---	---	---	---	---	---	---	---	---	---	---	---	---	---	<0.20	---	---	---
Nitrate+Nitrite as N (calculated by M&A)	mg/l	---	---	---	---	---	---	---	---	3733.33	---	---	---	3733.33	---	---	--	---	---	---
Nitrite as N	mg/l	---	---	---	---	---	---	---	---	233.33	---	---	---	233.33	---	---	<0.10	---	---	---
Ortho-Phosphate	mg/l	---	---	---	---	---	---	---	---	---	---	---	---	---	---	---	<0.50	---	---	---
Silica	mg/l	---	---	---	---	---	---	---	---	---	---	---	---	---	---	---	57.8	---	---	---
Sulfate	mg/l	---	---	---	---	---	---	---	---	---	---	---	---	---	---	---	107.00	---	---	---
Sulfide	mg/l	---	---	---	---	---	---	---	---	---	---	---	---	---	---	---	<1.00	---	---	---
Lab Parameters																				
Color	Color Units	---	---	---	---	---	---	---	---	---	---	---	---	---	---	---	<1.0	---	---	---
Total Dissolved Solids (Laboratory)	mg/l	---	---	---	---	---	---	---	---	---	---	---	---	---	---	---	564	---	---	---
Total Suspended Solids	mg/l	---	---	---	---	---	---	---	---	---	---	---	---	---	---	---	<5.00	---	---	---
Metals																				
Aluminum	mg/l	---	---	---	---	---	---	---	---	---	---	---	---	---	---	---	<0.0300	---	---	---
Antimony	mg/l	---	---	---	---	0.088	DIS	0.03	DIS	0.747	TRC	0.64	TRC	0.747	TRC	<0.00300	<0.00300	<0.00300	---	---
Arsenic	mg/l	0.2	TRC	0.44	DIS	0.34	DIS	0.15	DIS	0.03	TRC	0.08	TRC	0.28	TRC	<0.00300	<0.00300	<0.00300	---	---
Barium	mg/l	---	---	---	---	---	---	---	---	98	TRC	---	---	98	TRC	0.0348	---	---	---	---
Beryllium	mg/l	---	---	---	---	---	---	---	---	1.867	TRC	0.084	TRC	1.867	TRC	<0.00200	<0.00200	<0.00200	---	---
Boron	mg/l	---	---	---	---	---	---	---	---	186.667	TRC	---	---	186.667	TRC	---	0.0480	---	---	---
Cadmium	mg/l	0.05	---	0.081232	DIS	0.028031	DIS	0.001391	DIS	0.7	TRC	0.084	TRC	0.7	TRC	<0.000200	<0.000200	<0.000200	---	---
Calcium	mg/l	---	---	---	---	---	---	---	---	---	---	---	---	---	---	---	103.0	---	---	---
Chromium	mg/l	1	---	---	---	---	---	---	---	---	---	---	---	---	---	<0.00600	---	<0.00600	---	---
Chromium, Hexavalent‡	mg/l	---	---	0.034	DIS	0.016	DIS	0.011	DIS	2.8	TRC	0.15	TRC	2.8	TRC	<0.00600	---	<0.00600	---	---
Chromium, Trivalent‡	mg/l	---	---	5.58168	TRC	1.66361	TRC	0.2164	TRC	1400	TRC	75	TRC	1400	TRC	<0.00600	---	<0.00600	---	---
Cobalt	mg/l	---	---	---	---	---	---	---	---	---	---	---	---	---	---	---	<0.00600	---	---	---
Copper	mg/l	0.5	TRC	0.0798	DIS	0.0461	DIS	0.02739	DIS	1.3	TRC	---	---	1.3	TRC	<0.01000	<0.01000	<0.01000	---	---
Iron	mg/l	---	---	---	---	---	---	1	DIS	---	---	---	---	---	---	---	<0.0600	---	---	---

Station Name	Blue Spring
Sample ID	RESE-1001200
Sample Date	5/3/2005 8:15:00 AM
Basin	Lower Queen Creek Watershed
Sub-basin	Arnett Creek
QC Type	Original data

Surface Water Hydrochemical Data

MONTGOMERY & ASSOCIATES

Parameters and Constituents		Standards														Results				
Name	Units	AZ Agricultural Livestock Watering		AZ Aquatic and Wildlife - Ephemeral Acute		AZ Aquatic and Wildlife - Warm Water Acute		AZ Aquatic and Wildlife - Warm Water Chronic		AZ Full Body Contact		AZ Fish Consumption		AZ Partial Body Contact		Dissolved Results	Total Results	Total Recoverable Results	Field Results	Use Exceeded
		Standard	Fraction	Standard	Fraction	Standard	Fraction	Standard	Fraction	Standard	Fraction	Standard	Fraction	Standard	Fraction					
Metals																				
Lead	mg/l	0.1	TRC	0.547064	DIS	0.259217	DIS	0.010101	DIS	0.015	TRC	---	---	0.015	TRC	<0.003000	<0.003000	<0.003000	---	---
Magnesium	mg/l	---	---	---	---	---	---	---	---	---	---	---	---	---	---	---	27.20	---	---	---
Manganese	mg/l	---	---	---	---	---	---	---	---	130.667	---	---	---	130.667	---	---	---	0.0346	---	---
Mercury	mg/l	0.01	TRC	0.005	DIS	0.0024	DIS	0.00001	DIS	0.28	TRC	---	---	0.28	TRC	<0.00020	<0.00020	---	---	AZ Aquatic and Wildlife - Warm Water Chronic*
Molybdenum	mg/l	---	---	---	---	---	---	---	---	---	---	---	---	---	---	---	0.00820	---	---	---
Nickel	mg/l	---	---	12.57821	DIS	1.41633	DIS	0.15731	DIS	28	TRC	0.511	TRC	28	TRC	<0.01000	---	<0.01000	---	---
Potassium	mg/l	---	---	---	---	---	---	---	---	---	---	---	---	---	---	---	1.80	---	---	---
Selenium	mg/l	0.05	TRC	0.033	TRC	---	---	0.002	TRC	4.667	TRC	0.667	TRC	4.667	TRC	---	<0.00300	<0.00300	---	AZ Aquatic and Wildlife - Warm Water Chronic*
Silver	mg/l	---	---	0.03053	DIS	0.03053	DIS	---	---	4.667	TRC	8	TRC	4.667	TRC	<0.000100	<0.000100	<0.000100	---	---
Sodium	mg/l	---	---	---	---	---	---	---	---	---	---	---	---	---	---	---	44.5	---	---	---
Thallium	mg/l	---	---	---	---	0.7	DIS	0.15	DIS	0.075	TRC	0.001	TRC	0.075	TRC	<0.00200	<0.00200	---	---	AZ Fish Consumption*
Zinc	mg/l	25	TRC	3.3693	DIS	0.3551	DIS	0.3551	DIS	280	TRC	5.106	TRC	280	TRC	<0.0100	<0.0100	<0.0100	---	---
Other																				
Anions (Laboratory)	meq/l	---	---	---	---	---	---	---	---	---	---	---	---	---	---	---	9.31	---	---	---
Cations (Laboratory)	meq/l	---	---	---	---	---	---	---	---	---	---	---	---	---	---	---	9.37	---	---	---
Ion Balance (Laboratory)	%	---	---	---	---	---	---	---	---	---	---	---	---	---	---	---	0.30	---	---	---
Total Dissolved Solids (Calc by Lab)	mg/l	---	---	---	---	---	---	---	---	---	---	---	---	---	---	---	577	---	---	---

The hardness value used for calculation of hardness-dependent standards is the hardness of the sample itself, not the hardness of a receiving water.
* Detection limit exceeds standard
‡ For comparison only - no analysis exists

Station Name	Blue Spring
Sample ID	RESE-1001219
Sample Date	8/3/2005 10:00:00 AM
Basin	Lower Queen Creek Watershed
Sub-basin	Arnett Creek
QC Type	Original data

Surface Water Hydrochemical Data

MONTGOMERY & ASSOCIATES

Parameters and Constituents		Standards														Results				
Name	Units	AZ Agricultural Livestock Watering		AZ Aquatic and Wildlife - Ephemeral Acute		AZ Aquatic and Wildlife - Warm Water Acute		AZ Aquatic and Wildlife - Warm Water Chronic		AZ Full Body Contact		AZ Fish Consumption		AZ Partial Body Contact		Dissolved Results	Total Results	Total Recoverable Results	Field Results	Use Exceeded
		Standard	Fraction	Standard	Fraction	Standard	Fraction	Standard	Fraction	Standard	Fraction	Standard	Fraction	Standard	Fraction					
Bacteria																				
E. Coli	MPN/100ml	---	---	---	---	---	---	---	---	235	---	---	---	575	---	---	50.0	---	---	---
Total Coliforms	MPN/100ml	---	---	---	---	---	---	---	---	---	---	---	---	---	---	---	1600 ge	---	---	---
Field Parameters																				
Dissolved oxygen	mg/l	---	---	---	---	6	---	6	---	---	---	---	---	---	---	---	---	---	3.91	AZ Aquatic and Wildlife - Warm Water Acute† AZ Aquatic and Wildlife - Warm Water Chronic†
Flow Rate	gallons/minute	---	---	---	---	---	---	---	---	---	---	---	---	---	---	---	---	---	<0.10	---
pH (Field)	s.u.	6.5 - 9	---	6.5 - 9	---	6.5 - 9	---	6.5 - 9	---	6.5 - 9	---	---	---	6.5 - 9	---	---	---	---	7.10	---
Specific Conductance (Field)	uS/cm	---	---	---	---	---	---	---	---	---	---	---	---	---	---	---	---	---	443.6	---
Temperature (Field)	Deg C	---	---	---	---	---	---	---	---	---	---	---	---	---	---	---	---	---	25.60	---
Turbidity (Field)	NTUs	---	---	---	---	---	---	---	---	---	---	---	---	---	---	---	---	---	0.38	---
Inorganics																				
Alkalinity (as CaCO3)	mg/l	---	---	---	---	---	---	---	---	---	---	---	---	---	---	---	208	---	---	---
Bicarbonate (Calculated by M&A)	mg/l	---	---	---	---	---	---	---	---	---	---	---	---	---	---	---	254	---	---	---
Bicarbonate Alkalinity (as CaCO3)	mg/l	---	---	---	---	---	---	---	---	---	---	---	---	---	---	---	208	---	---	---
Bromide	mg/l	---	---	---	---	---	---	---	---	---	---	---	---	---	---	---	0.124	---	---	---
Carbonate (Calculated by M&A)	mg/l	---	---	---	---	---	---	---	---	---	---	---	---	---	---	---	--	---	---	---
Carbonate Alkalinity (as CaCO3)	mg/l	---	---	---	---	---	---	---	---	---	---	---	---	---	---	---	<1.00	---	---	---
Chloride	mg/l	---	---	---	---	---	---	---	---	---	---	---	---	---	---	---	10.30	---	---	---
Fluoride	mg/l	---	---	---	---	---	---	---	---	140	---	---	---	140	---	---	0.276	---	---	---
Hardness (as CaCO3)	mg/l	---	---	---	---	---	---	---	---	---	---	---	---	---	---	---	182	---	---	---
Nitrate as N	mg/l	---	---	---	---	---	---	---	---	3733.33	---	---	---	3733.33	---	---	<0.10	---	---	---
Nitrate+Nitrite as N	mg/l	---	---	---	---	---	---	---	---	---	---	---	---	---	---	---	<0.20	---	---	---
Nitrate+Nitrite as N (calculated by M&A)	mg/l	---	---	---	---	---	---	---	---	3733.33	---	---	---	3733.33	---	---	--	---	---	---
Nitrite as N	mg/l	---	---	---	---	---	---	---	---	233.33	---	---	---	233.33	---	---	<0.10	---	---	---
Ortho-Phosphate	mg/l	---	---	---	---	---	---	---	---	---	---	---	---	---	---	---	<0.50	---	---	---
Silica	mg/l	---	---	---	---	---	---	---	---	---	---	---	---	---	---	---	64.6	---	---	---
Sulfate	mg/l	---	---	---	---	---	---	---	---	---	---	---	---	---	---	---	20.10	---	---	---
Sulfide	mg/l	---	---	---	---	---	---	---	---	---	---	---	---	---	---	---	<1.00	---	---	---
Lab Parameters																				
Color	Color Units	---	---	---	---	---	---	---	---	---	---	---	---	---	---	---	<1.0	---	---	---
Total Dissolved Solids (Laboratory)	mg/l	---	---	---	---	---	---	---	---	---	---	---	---	---	---	---	320	---	---	---
Total Suspended Solids	mg/l	---	---	---	---	---	---	---	---	---	---	---	---	---	---	---	11.00	---	---	---
Metals																				
Aluminum	mg/l	---	---	---	---	---	---	---	---	---	---	---	---	---	---	---	<0.0300	---	---	---
Antimony	mg/l	---	---	---	---	0.088	DIS	0.03	DIS	0.747	TRC	0.64	TRC	0.747	TRC	<0.00300	<0.00300	<0.00300	---	---
Arsenic	mg/l	0.2	TRC	0.44	DIS	0.34	DIS	0.15	DIS	0.03	TRC	0.08	TRC	0.28	TRC	<0.00300	<0.00300	<0.00300	---	---
Barium	mg/l	---	---	---	---	---	---	---	---	98	TRC	---	---	98	TRC	0.0291	---	---	---	---
Beryllium	mg/l	---	---	---	---	---	---	---	---	1.867	TRC	0.084	TRC	1.867	TRC	<0.00200	<0.00200	<0.00200	---	---
Boron	mg/l	---	---	---	---	---	---	---	---	186.667	TRC	---	---	186.667	TRC	---	<0.0400	---	---	---
Cadmium	mg/l	0.05	---	0.040808	DIS	0.014082	DIS	0.000851	DIS	0.7	TRC	0.084	TRC	0.7	TRC	<0.000200	<0.000100	<0.000200	---	---
Calcium	mg/l	---	---	---	---	---	---	---	---	---	---	---	---	---	---	---	57.1	---	---	---
Chromium	mg/l	1	---	---	---	---	---	---	---	---	---	---	---	---	---	<0.00600	---	<0.00600	---	---
Chromium, Hexavalent‡	mg/l	---	---	0.034	DIS	0.016	DIS	0.011	DIS	2.8	TRC	0.15	TRC	2.8	TRC	<0.00600	---	<0.00600	---	---
Chromium, Trivalent‡	mg/l	---	---	3.12181	TRC	0.93045	TRC	0.12103	TRC	1400	TRC	75	TRC	1400	TRC	<0.00600	---	<0.00600	---	---
Cobalt	mg/l	---	---	---	---	---	---	---	---	---	---	---	---	---	---	---	<0.00600	---	---	---
Copper	mg/l	0.5	TRC	0.04089	DIS	0.02363	DIS	0.01494	DIS	1.3	TRC	---	---	1.3	TRC	<0.01000	<0.01000	<0.01000	---	---

Station Name	Blue Spring
Sample ID	RESE-1001219
Sample Date	8/3/2005 10:00:00 AM
Basin	Lower Queen Creek Watershed
Sub-basin	Arnett Creek
QC Type	Original data

Surface Water Hydrochemical Data

MONTGOMERY & ASSOCIATES

Parameters and Constituents		Standards														Results				
Name	Units	AZ Agricultural Livestock Watering		AZ Aquatic and Wildlife - Ephemeral Acute		AZ Aquatic and Wildlife - Warm Water Acute		AZ Aquatic and Wildlife - Warm Water Chronic		AZ Full Body Contact		AZ Fish Consumption		AZ Partial Body Contact		Dissolved Results	Total Results	Total Recoverable Results	Field Results	Use Exceeded
		Standard	Fraction	Standard	Fraction	Standard	Fraction	Standard	Fraction	Standard	Fraction	Standard	Fraction	Standard	Fraction					
Metals																				
Iron	mg/l	---	---	---	---	---	---	1	DIS	---	---	---	---	---	---	---	0.2430	---	---	---
Lead	mg/l	0.1	TRC	0.25989	DIS	0.123145	DIS	0.004799	DIS	0.015	TRC	---	---	0.015	TRC	<0.003000	<0.003000	<0.003000	---	---
Magnesium	mg/l	---	---	---	---	---	---	---	---	---	---	---	---	---	---	---	9.68	---	---	---
Manganese	mg/l	---	---	---	---	---	---	---	---	130.667	---	---	---	130.667	---	---	---	0.0783	---	---
Mercury	mg/l	0.01	TRC	0.005	DIS	0.0024	DIS	0.00001	DIS	0.28	TRC	---	---	0.28	TRC	<0.00020	<0.00020	---	---	AZ Aquatic and Wildlife - Warm Water Chronic*
Molybdenum	mg/l	---	---	---	---	---	---	---	---	---	---	---	---	---	---	---	<0.00800	---	---	---
Nickel	mg/l	---	---	6.90146	DIS	0.77711	DIS	0.08631	DIS	28	TRC	0.511	TRC	28	TRC	<0.01000	---	<0.01000	---	---
Potassium	mg/l	---	---	---	---	---	---	---	---	---	---	---	---	---	---	---	1.75	---	---	---
Selenium	mg/l	0.05	TRC	0.033	TRC	---	---	0.002	TRC	4.667	TRC	0.667	TRC	4.667	TRC	---	<0.00300	<0.00300	---	AZ Aquatic and Wildlife - Warm Water Chronic*
Silver	mg/l	---	---	0.00901	DIS	0.00901	DIS	---	---	4.667	TRC	8	TRC	4.667	TRC	<0.000100	<0.000100	<0.000100	---	---
Sodium	mg/l	---	---	---	---	---	---	---	---	---	---	---	---	---	---	---	23.6	---	---	---
Thallium	mg/l	---	---	---	---	0.7	DIS	0.15	DIS	0.075	TRC	0.001	TRC	0.075	TRC	<0.00200	<0.00200	---	---	AZ Fish Consumption*
Zinc	mg/l	25	TRC	1.847	DIS	0.1946	DIS	0.1946	DIS	280	TRC	5.106	TRC	280	TRC	<0.0100	<0.0100	<0.0100	---	---
Other																				
Anions (Laboratory)	meq/l	---	---	---	---	---	---	---	---	---	---	---	---	---	---	---	4.88	---	---	---
Cations (Laboratory)	meq/l	---	---	---	---	---	---	---	---	---	---	---	---	---	---	---	4.73	---	---	---
Ion Balance (Laboratory)	%	---	---	---	---	---	---	---	---	---	---	---	---	---	---	---	-1.56	---	---	---
Total Dissolved Solids (Calc by Lab)	mg/l	---	---	---	---	---	---	---	---	---	---	---	---	---	---	---	330	---	---	---

The hardness value used for calculation of hardness-dependent standards is the hardness of the sample itself, not the hardness of a receiving water.
* Detection limit exceeds standard
† Exceedance is considered less than regulatory limit
‡ For comparison only - no analysis exists

Station Name	Blue Spring
Sample ID	RESE-1002009
Sample Date	8/19/2008 10:00:00 AM
Basin	Lower Queen Creek Watershed
Sub-basin	Arnett Creek
QC Type	Original data

Surface Water Hydrochemical Data

MONTGOMERY & ASSOCIATES

Parameters and Constituents		Standards														Results				
Name	Units	AZ Agricultural Livestock Watering		AZ Aquatic and Wildlife - Ephemeral Acute		AZ Aquatic and Wildlife - Warm Water Acute		AZ Aquatic and Wildlife - Warm Water Chronic		AZ Full Body Contact		AZ Fish Consumption		AZ Partial Body Contact		Dissolved Results	Total Results	Total Recoverable Results	Field Results	Use Exceeded
		Standard	Fraction	Standard	Fraction	Standard	Fraction	Standard	Fraction	Standard	Fraction	Standard	Fraction	Standard	Fraction					
Field Parameters																				
Dissolved oxygen	mg/l	---	---	---	---	6	---	6	---	---	---	---	---	---	---	---	---	---	3.72	AZ Aquatic and Wildlife - Warm Water Acute† AZ Aquatic and Wildlife - Warm Water Chronic†
Flow Rate	gallons/minute	---	---	---	---	---	---	---	---	---	---	---	---	---	---	---	---	---	0.90	---
pH (Field)	s.u.	6.5 - 9	---	6.5 - 9	---	6.5 - 9	---	6.5 - 9	---	6.5 - 9	---	---	---	6.5 - 9	---	---	---	---	7.54	---
Specific Conductance (Field)	uS/cm	---	---	---	---	---	---	---	---	---	---	---	---	---	---	---	---	---	367.0	---
Temperature (Field)	Deg C	---	---	---	---	---	---	---	---	---	---	---	---	---	---	---	---	---	23.60	---
Turbidity (Field)	NTUs	---	---	---	---	---	---	---	---	---	---	---	---	---	---	---	---	---	0.81	---
Inorganics																				
Alkalinity (as CaCO3)	mg/l	---	---	---	---	---	---	---	---	---	---	---	---	---	---	195	195	---	---	---
Bicarbonate (Calculated by M&A)	mg/l	---	---	---	---	---	---	---	---	---	---	---	---	---	---	238	---	---	---	---
Bicarbonate Alkalinity (as CaCO3)	mg/l	---	---	---	---	---	---	---	---	---	---	---	---	---	---	195	195	---	---	---
Bromide	mg/l	---	---	---	---	---	---	---	---	---	---	---	---	---	---	---	0.161	---	---	---
Carbonate (Calculated by M&A)	mg/l	---	---	---	---	---	---	---	---	---	---	---	---	---	---	--	---	---	---	---
Carbonate Alkalinity (as CaCO3)	mg/l	---	---	---	---	---	---	---	---	---	---	---	---	---	---	<1.00	<1.00	---	---	---
Chloride	mg/l	---	---	---	---	---	---	---	---	---	---	---	---	---	---	9.58	9.62	---	---	---
Fluoride	mg/l	---	---	---	---	---	---	---	---	140	---	---	---	140	---	---	0.185	---	---	---
Hardness (as CaCO3)	mg/l	---	---	---	---	---	---	---	---	---	---	---	---	---	---	---	166	---	---	---
Hydroxide Alkalinity (as CaCO3)	mg/l	---	---	---	---	---	---	---	---	---	---	---	---	---	---	<1.0	<1.0	---	---	---
Nitrate as N	mg/l	---	---	---	---	---	---	---	---	3733.33	---	---	---	3733.33	---	---	0.70	---	---	---
Nitrate+Nitrite as N (calculated by M&A)	mg/l	---	---	---	---	---	---	---	---	3733.33	---	---	---	3733.33	---	---	0.70	---	---	---
Nitrite as N	mg/l	---	---	---	---	---	---	---	---	233.33	---	---	---	233.33	---	---	<0.10	---	---	---
Orthophosphate as P	mg/l	---	---	---	---	---	---	---	---	---	---	---	---	---	---	---	<0.20	---	---	---
Silica	mg/l	---	---	---	---	---	---	---	---	---	---	---	---	---	---	63.2	---	---	---	---
Sulfate	mg/l	---	---	---	---	---	---	---	---	---	---	---	---	---	---	12.00	12.00	---	---	---
Lab Parameters																				
Total Dissolved Solids (Laboratory)	mg/l	---	---	---	---	---	---	---	---	---	---	---	---	---	---	---	280 j	---	---	---
Total Suspended Solids	mg/l	---	---	---	---	---	---	---	---	---	---	---	---	---	---	---	<5.00	---	---	---
Metals																				
Aluminum	mg/l	---	---	---	---	---	---	---	---	---	---	---	---	---	---	<0.0141	---	---	---	---
Antimony	mg/l	---	---	---	---	0.088	DIS	0.03	DIS	0.747	TRC	0.64	TRC	0.747	TRC	<0.00200	<0.00040	---	---	---
Arsenic	mg/l	0.2	TRC	0.44	DIS	0.34	DIS	0.15	DIS	0.03	TRC	0.08	TRC	0.28	TRC	<0.00660	<0.00650	---	---	---
Barium	mg/l	---	---	---	---	---	---	---	---	98	TRC	---	---	98	TRC	0.0199	---	---	---	---
Beryllium	mg/l	---	---	---	---	---	---	---	---	1.867	TRC	0.084	TRC	1.867	TRC	<0.00036	<0.00036	---	---	---
Boron	mg/l	---	---	---	---	---	---	---	---	186.667	TRC	---	---	186.667	TRC	---	0.0291 j	---	---	---
Cadmium	mg/l	0.05	---	0.087609	DIS	0.030232	DIS	0.001468	DIS	0.7	TRC	0.084	TRC	0.7	TRC	<0.000034	<0.000960	---	---	---
Calcium	mg/l	---	---	---	---	---	---	---	---	---	---	---	---	---	---	45.7	50.0	---	---	---
Chromium	mg/l	1	---	---	---	---	---	---	---	---	---	---	---	---	---	---	<0.00100	---	---	---
Chromium, Hexavalent‡	mg/l	---	---	0.034	DIS	0.016	DIS	0.011	DIS	2.8	TRC	0.15	TRC	2.8	TRC	---	<0.00100	---	---	---
Chromium, Trivalent‡	mg/l	---	---	5.9497	TRC	1.7733	TRC	0.23067	TRC	1400	TRC	75	TRC	1400	TRC	---	<0.00100	---	---	---
Cobalt	mg/l	---	---	---	---	---	---	---	---	---	---	---	---	---	---	<0.00065	---	---	---	---
Copper	mg/l	0.5	TRC	0.08588	DIS	0.04962	DIS	0.02928	DIS	1.3	TRC	---	---	1.3	TRC	0.000552 j	<0.00390	---	---	---
Iron	mg/l	---	---	---	---	---	---	1	DIS	---	---	---	---	---	---	<0.0202	---	---	---	---
Lead	mg/l	0.1	TRC	0.592712	DIS	0.280846	DIS	0.010944	DIS	0.015	TRC	---	---	0.015	TRC	<0.000043	<0.000172	---	---	---
Magnesium	mg/l	---	---	---	---	---	---	---	---	---	---	---	---	---	---	9.40	9.93	---	---	---
Manganese	mg/l	---	---	---	---	---	---	---	---	130.667	---	---	---	130.667	---	0.0179	0.0399 j	---	---	---
Mercury	mg/l	0.01	TRC	0.005	DIS	0.0024	DIS	0.00001	DIS	0.28	TRC	---	---	0.28	TRC	<0.000064	<0.000064	---	---	AZ Aquatic and Wildlife - Warm Water Chronic*

Station Name	Blue Spring
Sample ID	RESE-1002009
Sample Date	8/19/2008 10:00:00 AM
Basin	Lower Queen Creek Watershed
Sub-basin	Arnett Creek
QC Type	Original data

Surface Water Hydrochemical Data

MONTGOMERY & ASSOCIATES

Parameters and Constituents		Standards														Results				
Name	Units	AZ Agricultural Livestock Watering		AZ Aquatic and Wildlife - Ephemeral Acute		AZ Aquatic and Wildlife - Warm Water Acute		AZ Aquatic and Wildlife - Warm Water Chronic		AZ Full Body Contact		AZ Fish Consumption		AZ Partial Body Contact		Dissolved Results	Total Results	Total Recoverable Results	Field Results	Use Exceeded
		Standard	Fraction	Standard	Fraction	Standard	Fraction	Standard	Fraction	Standard	Fraction	Standard	Fraction	Standard	Fraction					
Metals																				
Molybdenum	mg/l	---	---	---	---	---	---	---	---	---	---	---	---	---	---	0.00290 j	---	---	---	---
Nickel	mg/l	---	---	13.43579	DIS	1.51289	DIS	0.16804	DIS	28	TRC	0.511	TRC	28	TRC	<0.00230	<0.00230	---	---	---
Potassium	mg/l	---	---	---	---	---	---	---	---	---	---	---	---	---	---	1.75	1.95	---	---	---
Selenium	mg/l	0.05	TRC	0.033	TRC	---	---	0.002	TRC	4.667	TRC	0.667	TRC	4.667	TRC	---	<0.00040	---	---	---
Silver	mg/l	---	---	0.034911	DIS	0.034911	DIS	---	---	4.667	TRC	8	TRC	4.667	TRC	<0.000017	<0.000790	---	---	---
Sodium	mg/l	---	---	---	---	---	---	---	---	---	---	---	---	---	---	21.9	23.0	---	---	---
Strontium	mg/l	---	---	---	---	---	---	---	---	---	---	---	---	---	---	0.150	---	---	---	---
Strontium (by isotope dilution)	ppm	---	---	---	---	---	---	---	---	---	---	---	---	---	---	---	0.1636	---	---	---
Thallium	mg/l	---	---	---	---	0.7	DIS	0.15	DIS	0.075	TRC	0.001	TRC	0.075	TRC	<0.000018	<0.000072	---	---	---
Uranium	mg/l	---	---	---	---	---	---	---	---	2.8	---	---	---	2.8	---	---	0.0006	---	---	---
Zinc	mg/l	25	TRC	3.5994	DIS	0.3793	DIS	0.3793	DIS	280	TRC	5.106	TRC	280	TRC	<0.0019	<0.0019	---	---	---
Other																				
Dissolved Organic Carbon	mg/l	---	---	---	---	---	---	---	---	---	---	---	---	---	---	---	---	---	<1.21	---
Radiogenic Isotopes																				
Strontium 87/86	none	---	---	---	---	---	---	---	---	---	---	---	---	---	---	---	0.711123	---	---	---
Tritium	TU	---	---	---	---	---	---	---	---	---	---	---	---	---	---	---	<0.80	---	---	---
Radiologicals																				
Gross Alpha	pCi/l	---	---	---	---	---	---	---	---	---	---	---	---	---	---	---	3.80	---	---	---
Gross Beta	pCi/l	---	---	---	---	---	---	---	---	---	---	---	---	---	---	---	<3.30	---	---	---
Uranium Activity (Calc 907.0)	pCi/l	---	---	---	---	---	---	---	---	---	---	---	---	---	---	---	1.1	---	---	---
Radionuclides																				
Radium 226	pCi/l	---	---	---	---	---	---	---	---	---	---	---	---	---	---	---	<0.19	---	---	---
Radium 226 + Radium 228	pCi/l	---	---	---	---	---	---	---	---	---	---	---	---	---	---	---	--	---	---	---
Radium 228	pCi/l	---	---	---	---	---	---	---	---	---	---	---	---	---	---	---	<1.20	---	---	---
Uranium 234	pCi/l	---	---	---	---	---	---	---	---	---	---	---	---	---	---	---	0.90	---	---	---
Uranium 235	pCi/l	---	---	---	---	---	---	---	---	---	---	---	---	---	---	---	<0.20	---	---	---
Uranium 238	pCi/l	---	---	---	---	---	---	---	---	---	---	---	---	---	---	---	<0.20	---	---	---
Stable Isotopes																				
Delta Deuterium	per mil	---	---	---	---	---	---	---	---	---	---	---	---	---	---	---	-67.0	---	---	---
Delta Oxygen-18	per mil	---	---	---	---	---	---	---	---	---	---	---	---	---	---	---	-9.70	---	---	---
Delta Oxygen-18 of Sulfate	per mil	---	---	---	---	---	---	---	---	---	---	---	---	---	---	---	17.7	---	---	---
Delta Sulfur-34	per mil	---	---	---	---	---	---	---	---	---	---	---	---	---	---	---	4.5	---	---	---

The hardness value used for calculation of hardness-dependent standards is the hardness of the sample itself, not the hardness of a receiving water.
* Detection limit exceeds standard
† Exceedance is considered less than regulatory limit
‡ For comparison only - no analysis exists

Station Name	Blue Spring
Sample ID	RESE-1002010
Sample Date	8/19/2008 10:00:00 AM
Basin	Lower Queen Creek Watershed
Sub-basin	Arnett Creek
QC Type	Field duplicates

Surface Water Hydrochemical Data

MONTGOMERY & ASSOCIATES

Parameters and Constituents		Standards														Results				
Name	Units	AZ Agricultural Livestock Watering		AZ Aquatic and Wildlife - Ephemeral Acute		AZ Aquatic and Wildlife - Warm Water Acute		AZ Aquatic and Wildlife - Warm Water Chronic		AZ Full Body Contact		AZ Fish Consumption		AZ Partial Body Contact		Dissolved Results	Total Results	Total Recoverable Results	Field Results	Use Exceeded
		Standard	Fraction	Standard	Fraction	Standard	Fraction	Standard	Fraction	Standard	Fraction	Standard	Fraction	Standard	Fraction					
Field Parameters																				
Flow Rate	gallons/minute	---	---	---	---	---	---	---	---	---	---	---	---	---	---	---	---	---	0.90	---
Inorganics																				
Alkalinity (as CaCO3)	mg/l	---	---	---	---	---	---	---	---	---	---	---	---	---	---	194	194	---	---	---
Bicarbonate (Calculated by M&A)	mg/l	---	---	---	---	---	---	---	---	---	---	---	---	---	---	237	---	---	---	---
Bicarbonate Alkalinity (as CaCO3)	mg/l	---	---	---	---	---	---	---	---	---	---	---	---	---	---	194	194	---	---	---
Bromide	mg/l	---	---	---	---	---	---	---	---	---	---	---	---	---	---	---	0.160	---	---	---
Carbonate (Calculated by M&A)	mg/l	---	---	---	---	---	---	---	---	---	---	---	---	---	---	--	---	---	---	---
Carbonate Alkalinity (as CaCO3)	mg/l	---	---	---	---	---	---	---	---	---	---	---	---	---	---	<1.00	<1.00	---	---	---
Chloride	mg/l	---	---	---	---	---	---	---	---	---	---	---	---	---	---	9.58	9.60	---	---	---
Fluoride	mg/l	---	---	---	---	---	---	---	---	140	---	---	---	140	---	---	0.186	---	---	---
Hardness (as CaCO3)	mg/l	---	---	---	---	---	---	---	---	---	---	---	---	---	---	---	166	---	---	---
Hydroxide Alkalinity (as CaCO3)	mg/l	---	---	---	---	---	---	---	---	---	---	---	---	---	---	<1.0	<1.0	---	---	---
Nitrate as N	mg/l	---	---	---	---	---	---	---	---	3733.33	---	---	---	3733.33	---	---	0.70	---	---	---
Nitrate+Nitrite as N (calculated by M&A)	mg/l	---	---	---	---	---	---	---	---	3733.33	---	---	---	3733.33	---	---	0.70	---	---	---
Nitrite as N	mg/l	---	---	---	---	---	---	---	---	233.33	---	---	---	233.33	---	---	<0.10	---	---	---
Orthophosphate as P	mg/l	---	---	---	---	---	---	---	---	---	---	---	---	---	---	---	<0.20	---	---	---
Silica	mg/l	---	---	---	---	---	---	---	---	---	---	---	---	---	---	62.9	---	---	---	---
Sulfate	mg/l	---	---	---	---	---	---	---	---	---	---	---	---	---	---	12.00	12.10	---	---	---
Lab Parameters																				
Total Dissolved Solids (Laboratory)	mg/l	---	---	---	---	---	---	---	---	---	---	---	---	---	---	---	280	---	---	---
Total Suspended Solids	mg/l	---	---	---	---	---	---	---	---	---	---	---	---	---	---	---	11.00	---	---	---
Metals																				
Aluminum	mg/l	---	---	---	---	---	---	---	---	---	---	---	---	---	---	<0.0141	---	---	---	---
Antimony	mg/l	---	---	---	---	0.088	DIS	0.03	DIS	0.747	TRC	0.64	TRC	0.747	TRC	<0.00010	<0.00040	---	---	---
Arsenic	mg/l	0.2	TRC	0.44	DIS	0.34	DIS	0.15	DIS	0.03	TRC	0.08	TRC	0.28	TRC	<0.00660	<0.00650	---	---	---
Barium	mg/l	---	---	---	---	---	---	---	---	98	TRC	---	---	98	TRC	0.0199	---	---	---	---
Beryllium	mg/l	---	---	---	---	---	---	---	---	1.867	TRC	0.084	TRC	1.867	TRC	<0.00036	<0.00036	---	---	---
Boron	mg/l	---	---	---	---	---	---	---	---	186.667	TRC	---	---	186.667	TRC	---	0.0264 j	---	---	---
Cadmium	mg/l	0.05	---	0.087609	DIS	0.030232	DIS	0.001468	DIS	0.7	TRC	0.084	TRC	0.7	TRC	<0.000034	<0.000960	---	---	---
Calcium	mg/l	---	---	---	---	---	---	---	---	---	---	---	---	---	---	45.7	50.1	---	---	---
Chromium	mg/l	1	---	---	---	---	---	---	---	---	---	---	---	---	---	---	<0.00100	---	---	---
Chromium, Hexavalent‡	mg/l	---	---	0.034	DIS	0.016	DIS	0.011	DIS	2.8	TRC	0.15	TRC	2.8	TRC	---	<0.00100	---	---	---
Chromium, Trivalent‡	mg/l	---	---	5.9497	TRC	1.7733	TRC	0.23067	TRC	1400	TRC	75	TRC	1400	TRC	---	<0.00100	---	---	---
Cobalt	mg/l	---	---	---	---	---	---	---	---	---	---	---	---	---	---	<0.00065	---	---	---	---
Copper	mg/l	0.5	TRC	0.08588	DIS	0.04962	DIS	0.02928	DIS	1.3	TRC	---	---	1.3	TRC	0.000511 j	<0.00390	---	---	---
Iron	mg/l	---	---	---	---	---	---	1	DIS	---	---	---	---	---	---	<0.0202	---	---	---	---
Lead	mg/l	0.1	TRC	0.592712	DIS	0.280846	DIS	0.010944	DIS	0.015	TRC	---	---	0.015	TRC	<0.000043	0.000184 jd	---	---	---
Magnesium	mg/l	---	---	---	---	---	---	---	---	---	---	---	---	---	---	9.34	10.00	---	---	---
Manganese	mg/l	---	---	---	---	---	---	---	---	130.667	---	---	---	130.667	---	0.0165	0.1780 j	---	---	---
Mercury	mg/l	0.01	TRC	0.005	DIS	0.0024	DIS	0.00001	DIS	0.28	TRC	---	---	0.28	TRC	<0.000064	<0.000064	---	---	AZ Aquatic and Wildlife - Warm Water Chronic*
Molybdenum	mg/l	---	---	---	---	---	---	---	---	---	---	---	---	---	---	<0.00230	---	---	---	---
Nickel	mg/l	---	---	13.43579	DIS	1.51289	DIS	0.16804	DIS	28	TRC	0.511	TRC	28	TRC	<0.00230	<0.00230	---	---	---
Potassium	mg/l	---	---	---	---	---	---	---	---	---	---	---	---	---	---	1.74	1.96	---	---	---
Selenium	mg/l	0.05	TRC	0.033	TRC	---	---	0.002	TRC	4.667	TRC	0.667	TRC	4.667	TRC	---	<0.00040	---	---	---
Silver	mg/l	---	---	0.034911	DIS	0.034911	DIS	---	---	4.667	TRC	8	TRC	4.667	TRC	<0.000017	<0.000790	---	---	---

Station Name	Blue Spring
Sample ID	RESE-1002010
Sample Date	8/19/2008 10:00:00 AM
Basin	Lower Queen Creek Watershed
Sub-basin	Arnett Creek
QC Type	Field duplicates

Surface Water Hydrochemical Data

MONTGOMERY & ASSOCIATES

Parameters and Constituents		Standards														Results				
Name	Units	AZ Agricultural Livestock Watering		AZ Aquatic and Wildlife - Ephemeral Acute		AZ Aquatic and Wildlife - Warm Water Acute		AZ Aquatic and Wildlife - Warm Water Chronic		AZ Full Body Contact		AZ Fish Consumption		AZ Partial Body Contact		Dissolved Results	Total Results	Total Recoverable Results	Field Results	Use Exceeded
		Standard	Fraction	Standard	Fraction	Standard	Fraction	Standard	Fraction	Standard	Fraction	Standard	Fraction	Standard	Fraction					
Metals																				
Sodium	mg/l	---	---	---	---	---	---	---	---	---	---	---	---	---	---	21.9	23.0	---	---	---
Strontium	mg/l	---	---	---	---	---	---	---	---	---	---	---	---	---	---	0.150	---	---	---	---
Strontium (by isotope dilution)	ppm	---	---	---	---	---	---	---	---	---	---	---	---	---	---	---	0.1642	---	---	---
Thallium	mg/l	---	---	---	---	0.7	DIS	0.15	DIS	0.075	TRC	0.001	TRC	0.075	TRC	<0.000018	<0.000072	---	---	---
Uranium	mg/l	---	---	---	---	---	---	---	---	2.8	---	---	---	2.8	---	---	0.0006	---	---	---
Zinc	mg/l	25	TRC	3.5994	DIS	0.3793	DIS	0.3793	DIS	280	TRC	5.106	TRC	280	TRC	<0.0019	<0.0019	---	---	---
Other																				
Dissolved Organic Carbon	mg/l	---	---	---	---	---	---	---	---	---	---	---	---	---	---	---	---	---	<1.21	---
Radiogenic Isotopes																				
Strontium 87/86	none	---	---	---	---	---	---	---	---	---	---	---	---	---	---	---	0.711117	---	---	---
Tritium	TU	---	---	---	---	---	---	---	---	---	---	---	---	---	---	---	<0.80	---	---	---
Radiologicals																				
Gross Alpha	pCi/l	---	---	---	---	---	---	---	---	---	---	---	---	---	---	---	5.80	---	---	---
Gross Beta	pCi/l	---	---	---	---	---	---	---	---	---	---	---	---	---	---	---	<3.30	---	---	---
Uranium Activity (Calc 907.0)	pCi/l	---	---	---	---	---	---	---	---	---	---	---	---	---	---	---	0.7	---	---	---
Radionuclides																				
Radium 226	pCi/l	---	---	---	---	---	---	---	---	---	---	---	---	---	---	---	<0.20	---	---	---
Radium 226 + Radium 228	pCi/l	---	---	---	---	---	---	---	---	---	---	---	---	---	---	---	--	---	---	---
Radium 228	pCi/l	---	---	---	---	---	---	---	---	---	---	---	---	---	---	---	<1.20	---	---	---
Uranium 234	pCi/l	---	---	---	---	---	---	---	---	---	---	---	---	---	---	---	0.50	---	---	---
Uranium 235	pCi/l	---	---	---	---	---	---	---	---	---	---	---	---	---	---	---	<0.20	---	---	---
Uranium 238	pCi/l	---	---	---	---	---	---	---	---	---	---	---	---	---	---	---	<0.20	---	---	---
Stable Isotopes																				
Delta Deuterium	per mil	---	---	---	---	---	---	---	---	---	---	---	---	---	---	---	-67.0	---	---	---
Delta Oxygen-18	per mil	---	---	---	---	---	---	---	---	---	---	---	---	---	---	---	-9.70	---	---	---
Delta Oxygen-18 of Sulfate	per mil	---	---	---	---	---	---	---	---	---	---	---	---	---	---	---	17.8	---	---	---
Delta Sulfur-34	per mil	---	---	---	---	---	---	---	---	---	---	---	---	---	---	---	4.7	---	---	---

The hardness value used for calculation of hardness-dependent standards is the hardness of the sample itself, not the hardness of a receiving water.
* Detection limit exceeds standard
‡ For comparison only - no analysis exists

Station Name	Blue Spring
Sample ID	RESE-1002043
Sample Date	11/13/2008 9:45:00 AM
Basin	Lower Queen Creek Watershed
Sub-basin	Arnett Creek
QC Type	Original data

Surface Water Hydrochemical Data

MONTGOMERY & ASSOCIATES

Parameters and Constituents		Standards														Results				
Name	Units	AZ Agricultural Livestock Watering		AZ Aquatic and Wildlife - Ephemeral Acute		AZ Aquatic and Wildlife - Warm Water Acute		AZ Aquatic and Wildlife - Warm Water Chronic		AZ Full Body Contact		AZ Fish Consumption		AZ Partial Body Contact		Dissolved Results	Total Results	Total Recoverable Results	Field Results	Use Exceeded
		Standard	Fraction	Standard	Fraction	Standard	Fraction	Standard	Fraction	Standard	Fraction	Standard	Fraction	Standard	Fraction					
Field Parameters																				
Dissolved oxygen	mg/l	---	---	---	---	6	---	6	---	---	---	---	---	---	---	---	---	---	0.99	AZ Aquatic and Wildlife - Warm Water Acute† AZ Aquatic and Wildlife - Warm Water Chronic†
Flow Rate	gallons/minute	---	---	---	---	---	---	---	---	---	---	---	---	---	---	---	---	---	<0.10	---
pH (Field)	s.u.	6.5 - 9	---	6.5 - 9	---	6.5 - 9	---	6.5 - 9	---	6.5 - 9	---	---	---	6.5 - 9	---	---	---	---	7.25	---
Specific Conductance (Field)	uS/cm	---	---	---	---	---	---	---	---	---	---	---	---	---	---	---	---	---	591.0	---
Temperature (Field)	Deg C	---	---	---	---	---	---	---	---	---	---	---	---	---	---	---	---	---	16.10	---
Turbidity (Field)	NTUs	---	---	---	---	---	---	---	---	---	---	---	---	---	---	---	---	---	0.01	---
Inorganics																				
Alkalinity (as CaCO3)	mg/l	---	---	---	---	---	---	---	---	---	---	---	---	---	---	---	314	---	---	---
Bicarbonate (Calculated by M&A)	mg/l	---	---	---	---	---	---	---	---	---	---	---	---	---	---	---	383	---	---	---
Bicarbonate Alkalinity (as CaCO3)	mg/l	---	---	---	---	---	---	---	---	---	---	---	---	---	---	---	314	---	---	---
Bromide	mg/l	---	---	---	---	---	---	---	---	---	---	---	---	---	---	---	<0.100	---	---	---
Carbonate (Calculated by M&A)	mg/l	---	---	---	---	---	---	---	---	---	---	---	---	---	---	---	--	---	---	---
Carbonate Alkalinity (as CaCO3)	mg/l	---	---	---	---	---	---	---	---	---	---	---	---	---	---	---	<1.00	---	---	---
Chloride	mg/l	---	---	---	---	---	---	---	---	---	---	---	---	---	---	---	11.20	---	---	---
Fluoride	mg/l	---	---	---	---	---	---	---	---	140	---	---	---	140	---	---	0.479	---	---	---
Hardness (as CaCO3)	mg/l	---	---	---	---	---	---	---	---	---	---	---	---	---	---	251	---	---	---	---
Nitrate as N	mg/l	---	---	---	---	---	---	---	---	3733.33	---	---	---	3733.33	---	---	<0.20	---	---	---
Nitrate+Nitrite as N	mg/l	---	---	---	---	---	---	---	---	---	---	---	---	---	---	---	<0.30	---	---	---
Nitrate+Nitrite as N (calculated by M&A)	mg/l	---	---	---	---	---	---	---	---	3733.33	---	---	---	3733.33	---	---	--	---	---	---
Nitrite as N	mg/l	---	---	---	---	---	---	---	---	233.33	---	---	---	233.33	---	---	<0.10	---	---	---
Orthophosphate as P	mg/l	---	---	---	---	---	---	---	---	---	---	---	---	---	---	---	<0.20	---	---	---
Silica	mg/l	---	---	---	---	---	---	---	---	---	---	---	---	---	---	67.7	---	---	---	---
Sulfate	mg/l	---	---	---	---	---	---	---	---	---	---	---	---	---	---	---	2.66	---	---	---
Lab Parameters																				
Total Dissolved Solids (Laboratory)	mg/l	---	---	---	---	---	---	---	---	---	---	---	---	---	---	---	380	---	---	---
Total Suspended Solids	mg/l	---	---	---	---	---	---	---	---	---	---	---	---	---	---	---	14.00	---	---	---
Metals																				
Aluminum	mg/l	---	---	---	---	---	---	---	---	---	---	---	---	---	---	<0.0800	---	---	---	---
Antimony	mg/l	---	---	---	---	0.088	DIS	0.03	DIS	0.747	TRC	0.64	TRC	0.747	TRC	<0.00300	---	<0.00300	---	---
Arsenic	mg/l	0.2	TRC	0.44	DIS	0.34	DIS	0.15	DIS	0.03	TRC	0.08	TRC	0.28	TRC	<0.02500	---	<0.02500	---	---
Barium	mg/l	---	---	---	---	---	---	---	---	98	TRC	---	---	98	TRC	0.0506	---	---	---	---
Beryllium	mg/l	---	---	---	---	---	---	---	---	1.867	TRC	0.084	TRC	1.867	TRC	<0.00200	---	<0.00200	---	---
Boron	mg/l	---	---	---	---	---	---	---	---	186.667	TRC	---	---	186.667	TRC	---	---	<0.0400	---	---
Cadmium	mg/l	0.05	---	0.055752	DIS	0.019238	DIS	0.001063	DIS	0.7	TRC	0.084	TRC	0.7	TRC	<0.000200	---	<0.002000	---	---
Calcium	mg/l	---	---	---	---	---	---	---	---	---	---	---	---	---	---	---	---	70.7	---	---
Chromium	mg/l	1	---	---	---	---	---	---	---	---	---	---	---	---	---	---	---	<0.00600	---	---
Chromium, Hexavalent‡	mg/l	---	---	0.034	DIS	0.016	DIS	0.011	DIS	2.8	TRC	0.15	TRC	2.8	TRC	---	---	<0.00600	---	---
Chromium, Trivalent‡	mg/l	---	---	4.06201	TRC	1.21067	TRC	0.15748	TRC	1400	TRC	75	TRC	1400	TRC	---	---	<0.00600	---	---
Cobalt	mg/l	---	---	---	---	---	---	---	---	---	---	---	---	---	---	<0.00600	---	---	---	---
Copper	mg/l	0.5	TRC	0.05536	DIS	0.03198	DIS	0.01966	DIS	1.3	TRC	---	---	1.3	TRC	0.00177	---	<0.01000	---	---
Iron	mg/l	---	---	---	---	---	---	1	DIS	---	---	---	---	---	---	<0.0600	---	---	---	---
Lead	mg/l	0.1	TRC	0.365251	DIS	0.173068	DIS	0.006744	DIS	0.015	TRC	---	---	0.015	TRC	<0.003000	---	<0.003000	---	---
Magnesium	mg/l	---	---	---	---	---	---	---	---	---	---	---	---	---	---	---	---	18.00	---	---
Manganese	mg/l	---	---	---	---	---	---	---	---	130.667	---	---	---	130.667	---	0.3610	---	0.4670	---	---
Mercury	mg/l	0.01	TRC	0.005	DIS	0.0024	DIS	0.00001	DIS	0.28	TRC	---	---	0.28	TRC	<0.00020	<0.00020	---	---	AZ Aquatic and Wildlife - Warm Water Chronic*

Surface Water Hydrochemical Data

Station Name	Blue Spring
Sample ID	RESE-1002043
Sample Date	11/13/2008 9:45:00 AM
Basin	Lower Queen Creek Watershed
Sub-basin	Arnett Creek
QC Type	Original data

Parameters and Constituents		Standards														Results				
Name	Units	AZ Agricultural Livestock Watering		AZ Aquatic and Wildlife - Ephemeral Acute		AZ Aquatic and Wildlife - Warm Water Acute		AZ Aquatic and Wildlife - Warm Water Chronic		AZ Full Body Contact		AZ Fish Consumption		AZ Partial Body Contact		Dissolved Results	Total Results	Total Recoverable Results	Field Results	Use Exceeded
		Standard	Fraction	Standard	Fraction	Standard	Fraction	Standard	Fraction	Standard	Fraction	Standard	Fraction	Standard	Fraction					
Metals																				
Molybdenum	mg/l	---	---	---	---	---	---	---	---	---	---	---	---	---	---	<0.00800	---	---	---	---
Nickel	mg/l	---	---	9.05825	DIS	1.01997	DIS	0.11329	DIS	28	TRC	0.511	TRC	28	TRC	<0.01000	---	<0.01000	---	---
Potassium	mg/l	---	---	---	---	---	---	---	---	---	---	---	---	---	---	---	---	3.25	---	---
Selenium	mg/l	0.05	TRC	0.033	TRC	---	---	0.002	TRC	4.667	TRC	0.667	TRC	4.667	TRC	---	---	<0.00300	---	AZ Aquatic and Wildlife - Warm Water Chronic*
Silver	mg/l	---	---	0.015662	DIS	0.015662	DIS	---	---	4.667	TRC	8	TRC	4.667	TRC	<0.000100	---	<0.005000	---	---
Sodium	mg/l	---	---	---	---	---	---	---	---	---	---	---	---	---	---	---	---	32.3	---	---
Strontium	mg/l	---	---	---	---	---	---	---	---	---	---	---	---	---	---	0.209	---	---	---	---
Thallium	mg/l	---	---	---	---	0.7	DIS	0.15	DIS	0.075	TRC	0.001	TRC	0.075	TRC	<0.00100	---	<0.00100	---	AZ Fish Consumption*
Zinc	mg/l	25	TRC	2.4252	DIS	0.2556	DIS	0.2556	DIS	280	TRC	5.106	TRC	280	TRC	<0.0100	---	<0.0100	---	---
Other																				
Dissolved Organic Carbon	mg/l	---	---	---	---	---	---	---	---	---	---	---	---	---	---	---	---	---	8.39	---

The hardness value used for calculation of hardness-dependent standards is the hardness of the sample itself, not the hardness of a receiving water.
* Detection limit exceeds standard
† Exceedance is considered less than regulatory limit
‡ For comparison only - no analysis exists

Station Name	Blue Spring
Sample ID	RESE-1002052
Sample Date	2/12/2009 2:15:00 PM
Basin	Lower Queen Creek Watershed
Sub-basin	Arnett Creek
QC Type	Original data

Surface Water Hydrochemical Data

MONTGOMERY & ASSOCIATES

Parameters and Constituents		Standards														Results				
Name	Units	AZ Agricultural Livestock Watering		AZ Aquatic and Wildlife - Ephemeral Acute		AZ Aquatic and Wildlife - Warm Water Acute		AZ Aquatic and Wildlife - Warm Water Chronic		AZ Full Body Contact		AZ Fish Consumption		AZ Partial Body Contact		Dissolved Results	Total Results	Total Recoverable Results	Field Results	Use Exceeded
		Standard	Fraction	Standard	Fraction	Standard	Fraction	Standard	Fraction	Standard	Fraction	Standard	Fraction	Standard	Fraction					
Field Parameters																				
Dissolved oxygen	mg/l	---	---	---	---	6	---	6	---	---	---	---	---	---	---	---	---	---	8.10	---
Flow Rate	gallons/minute	---	---	---	---	---	---	---	---	---	---	---	---	---	---	---	---	---	47.60	---
pH (Field)	s.u.	6.5 - 9	---	6.5 - 9	---	6.5 - 9	---	6.5 - 9	---	6.5 - 9	---	---	---	6.5 - 9	---	---	---	---	7.91	---
Specific Conductance (Field)	uS/cm	---	---	---	---	---	---	---	---	---	---	---	---	---	---	---	---	---	343.0	---
Temperature (Field)	Deg C	---	---	---	---	---	---	---	---	---	---	---	---	---	---	---	---	---	14.00	---
Turbidity (Field)	NTUs	---	---	---	---	---	---	---	---	---	---	---	---	---	---	---	---	---	5.25	---
Inorganics																				
Alkalinity (as CaCO3)	mg/l	---	---	---	---	---	---	---	---	---	---	---	---	---	---	---	179	---	---	---
Bicarbonate (Calculated by M&A)	mg/l	---	---	---	---	---	---	---	---	---	---	---	---	---	---	---	218	---	---	---
Bicarbonate Alkalinity (as CaCO3)	mg/l	---	---	---	---	---	---	---	---	---	---	---	---	---	---	---	179	---	---	---
Bromide	mg/l	---	---	---	---	---	---	---	---	---	---	---	---	---	---	---	0.126	---	---	---
Carbonate (Calculated by M&A)	mg/l	---	---	---	---	---	---	---	---	---	---	---	---	---	---	---	--	---	---	---
Carbonate Alkalinity (as CaCO3)	mg/l	---	---	---	---	---	---	---	---	---	---	---	---	---	---	---	<1.00	---	---	---
Chloride	mg/l	---	---	---	---	---	---	---	---	---	---	---	---	---	---	---	8.95	---	---	---
Fluoride	mg/l	---	---	---	---	---	---	---	---	140	---	---	---	140	---	---	0.198	---	---	---
Hardness (as CaCO3)	mg/l	---	---	---	---	---	---	---	---	---	---	---	---	---	---	145	---	---	---	---
Silica	mg/l	---	---	---	---	---	---	---	---	---	---	---	---	---	---	38.8	---	---	---	---
Sulfate	mg/l	---	---	---	---	---	---	---	---	---	---	---	---	---	---	---	24.10	---	---	---
Lab Parameters																				
Total Dissolved Solids (Laboratory)	mg/l	---	---	---	---	---	---	---	---	---	---	---	---	---	---	---	242	---	---	---
Total Suspended Solids	mg/l	---	---	---	---	---	---	---	---	---	---	---	---	---	---	---	<5.00	---	---	---
Metals																				
Aluminum	mg/l	---	---	---	---	---	---	---	---	---	---	---	---	---	---	<0.0800	---	---	---	---
Antimony	mg/l	---	---	---	---	0.088	DIS	0.03	DIS	0.747	TRC	0.64	TRC	0.747	TRC	<0.00300	---	<0.00300	---	---
Arsenic	mg/l	0.2	TRC	0.44	DIS	0.34	DIS	0.15	DIS	0.03	TRC	0.08	TRC	0.28	TRC	<0.02500	---	<0.02500	---	---
Barium	mg/l	---	---	---	---	---	---	---	---	98	TRC	---	---	98	TRC	0.0215	---	---	---	---
Beryllium	mg/l	---	---	---	---	---	---	---	---	1.867	TRC	0.084	TRC	1.867	TRC	<0.00200	---	<0.00200	---	---
Boron	mg/l	---	---	---	---	---	---	---	---	186.667	TRC	---	---	186.667	TRC	---	---	<0.0400	---	---
Cadmium	mg/l	0.05	---	0.032724	DIS	0.011292	DIS	0.000727	DIS	0.7	TRC	0.084	TRC	0.7	TRC	<0.000034	---	<0.002000	---	---
Calcium	mg/l	---	---	---	---	---	---	---	---	---	---	---	---	---	---	---	---	43.5	---	---
Chromium	mg/l	1	---	---	---	---	---	---	---	---	---	---	---	---	---	---	---	<0.00600	---	---
Chromium, Hexavalent‡	mg/l	---	---	0.034	DIS	0.016	DIS	0.011	DIS	2.8	TRC	0.15	TRC	2.8	TRC	---	---	<0.00600	---	---
Chromium, Trivalent‡	mg/l	---	---	2.5916	TRC	0.77242	TRC	0.10048	TRC	1400	TRC	75	TRC	1400	TRC	---	---	<0.00600	---	---
Cobalt	mg/l	---	---	---	---	---	---	---	---	---	---	---	---	---	---	<0.00600	---	---	---	---
Copper	mg/l	0.5	TRC	0.03301	DIS	0.01907	DIS	0.0123	DIS	1.3	TRC	---	---	1.3	TRC	0.00417	---	<0.01000	---	---
Iron	mg/l	---	---	---	---	---	---	1	DIS	---	---	---	---	---	---	<0.0600	---	---	---	---
Lead	mg/l	0.1	TRC	0.203756	DIS	0.096547	DIS	0.003762	DIS	0.015	TRC	---	---	0.015	TRC	<0.000043	---	<0.003000	---	---
Magnesium	mg/l	---	---	---	---	---	---	---	---	---	---	---	---	---	---	---	---	8.83	---	---
Manganese	mg/l	---	---	---	---	---	---	---	---	130.667	---	---	---	130.667	---	0.0274	---	0.0271	---	---
Mercury	mg/l	0.01	TRC	0.005	DIS	0.0024	DIS	0.00001	DIS	0.28	TRC	---	---	0.28	TRC	---	<0.00020	---	---	AZ Aquatic and Wildlife - Warm Water Chronic*
Molybdenum	mg/l	---	---	---	---	---	---	---	---	---	---	---	---	---	---	0.01980	---	---	---	---
Nickel	mg/l	---	---	5.69426	DIS	0.64118	DIS	0.07122	DIS	28	TRC	0.511	TRC	28	TRC	0.00135	---	<0.01000	---	---
Potassium	mg/l	---	---	---	---	---	---	---	---	---	---	---	---	---	---	---	---	1.55	---	---
Selenium	mg/l	0.05	TRC	0.033	TRC	---	---	0.002	TRC	4.667	TRC	0.667	TRC	4.667	TRC	---	---	0.00028 jd	---	---
Silver	mg/l	---	---	0.006095	DIS	0.006095	DIS	---	---	4.667	TRC	8	TRC	4.667	TRC	<0.000100	---	<0.005000	---	---

Station Name	Blue Spring
Sample ID	RESE-1002052
Sample Date	2/12/2009 2:15:00 PM
Basin	Lower Queen Creek Watershed
Sub-basin	Arnett Creek
QC Type	Original data

Surface Water Hydrochemical Data

MONTGOMERY & ASSOCIATES

Parameters and Constituents		Standards														Results				
Name	Units	AZ Agricultural Livestock Watering		AZ Aquatic and Wildlife - Ephemeral Acute		AZ Aquatic and Wildlife - Warm Water Acute		AZ Aquatic and Wildlife - Warm Water Chronic		AZ Full Body Contact		AZ Fish Consumption		AZ Partial Body Contact		Dissolved Results	Total Results	Total Recoverable Results	Field Results	Use Exceeded
		Standard	Fraction	Standard	Fraction	Standard	Fraction	Standard	Fraction	Standard	Fraction	Standard	Fraction	Standard	Fraction					
Metals																				
Sodium	mg/l	---	---	---	---	---	---	---	---	---	---	---	---	---	---	---	---	17.0	---	---
Strontium	mg/l	---	---	---	---	---	---	---	---	---	---	---	---	---	---	0.131	---	---	---	---
Thallium	mg/l	---	---	---	---	0.7	DIS	0.15	DIS	0.075	TRC	0.001	TRC	0.075	TRC	<0.00100	---	<0.00100	---	AZ Fish Consumption*
Zinc	mg/l	25	TRC	1.5235	DIS	0.1605	DIS	0.1605	DIS	280	TRC	5.106	TRC	280	TRC	<0.0100	---	<0.0100	---	---
Other																				
Dissolved Organic Carbon	mg/l	---	---	---	---	---	---	---	---	---	---	---	---	---	---	---	---	---	7.91	---
Mercury, Low Level	ng/l	---	---	---	---	---	---	---	---	---	---	---	---	---	---	<0.50	---	---	---	---
Stable Isotopes																				
Delta Deuterium	per mil	---	---	---	---	---	---	---	---	---	---	---	---	---	---	---	-54.0	---	---	---
Delta Oxygen-18	per mil	---	---	---	---	---	---	---	---	---	---	---	---	---	---	---	-7.90	---	---	---
Delta Oxygen-18 of Sulfate	per mil	---	---	---	---	---	---	---	---	---	---	---	---	---	---	---	4.9	---	---	---
Delta Sulfur-34	per mil	---	---	---	---	---	---	---	---	---	---	---	---	---	---	---	3.7	---	---	---

The hardness value used for calculation of hardness-dependent standards is the hardness of the sample itself, not the hardness of a receiving water.
* Detection limit exceeds standard
‡ For comparison only - no analysis exists

Station Name	Blue Spring
Sample ID	RESE-1002088
Sample Date	5/13/2009 12:00:00 PM
Basin	Lower Queen Creek Watershed
Sub-basin	Arnett Creek
QC Type	Original data

Surface Water Hydrochemical Data

MONTGOMERY & ASSOCIATES

Parameters and Constituents		Standards														Results				
Name	Units	AZ Agricultural Livestock Watering		AZ Aquatic and Wildlife - Ephemeral Acute		AZ Aquatic and Wildlife - Warm Water Acute		AZ Aquatic and Wildlife - Warm Water Chronic		AZ Full Body Contact		AZ Fish Consumption		AZ Partial Body Contact		Dissolved Results	Total Results	Total Recoverable Results	Field Results	Use Exceeded
		Standard	Fraction	Standard	Fraction	Standard	Fraction	Standard	Fraction	Standard	Fraction	Standard	Fraction	Standard	Fraction					
Field Parameters																				
Dissolved oxygen	mg/l	---	---	---	---	6	---	6	---	---	---	---	---	---	---	---	---	---	5.91	AZ Aquatic and Wildlife - Warm Water Acute† AZ Aquatic and Wildlife - Warm Water Chronic†
Flow Rate	gallons/minute	---	---	---	---	---	---	---	---	---	---	---	---	---	---	---	---	---	1.50 j	---
pH (Field)	s.u.	6.5 - 9	---	6.5 - 9	---	6.5 - 9	---	6.5 - 9	---	6.5 - 9	---	---	---	6.5 - 9	---	---	---	---	7.76	---
Specific Conductance (Field)	uS/cm	---	---	---	---	---	---	---	---	---	---	---	---	---	---	---	---	---	404.0	---
Temperature (Field)	Deg C	---	---	---	---	---	---	---	---	---	---	---	---	---	---	---	---	---	24.40	---
Turbidity (Field)	NTUs	---	---	---	---	---	---	---	---	---	---	---	---	---	---	---	---	---	5.11	---
Inorganics																				
Alkalinity (as CaCO3)	mg/l	---	---	---	---	---	---	---	---	---	---	---	---	---	---	---	200	---	---	---
Bicarbonate (Calculated by M&A)	mg/l	---	---	---	---	---	---	---	---	---	---	---	---	---	---	---	244	---	---	---
Bicarbonate Alkalinity (as CaCO3)	mg/l	---	---	---	---	---	---	---	---	---	---	---	---	---	---	---	200	---	---	---
Bromide	mg/l	---	---	---	---	---	---	---	---	---	---	---	---	---	---	---	<0.100	---	---	---
Carbonate (Calculated by M&A)	mg/l	---	---	---	---	---	---	---	---	---	---	---	---	---	---	---	--	---	---	---
Carbonate Alkalinity (as CaCO3)	mg/l	---	---	---	---	---	---	---	---	---	---	---	---	---	---	---	<1.00	---	---	---
Chloride	mg/l	---	---	---	---	---	---	---	---	---	---	---	---	---	---	---	11.40	---	---	---
Fluoride	mg/l	---	---	---	---	---	---	---	---	140	---	---	---	140	---	---	0.282	---	---	---
Hardness (as CaCO3)	mg/l	---	---	---	---	---	---	---	---	---	---	---	---	---	---	---	---	178	---	---
Silica	mg/l	---	---	---	---	---	---	---	---	---	---	---	---	---	---	63.2	---	---	---	---
Sulfate	mg/l	---	---	---	---	---	---	---	---	---	---	---	---	---	---	---	13.40	---	---	---
Lab Parameters																				
Total Dissolved Solids (Laboratory)	mg/l	---	---	---	---	---	---	---	---	---	---	---	---	---	---	---	308 j	---	---	---
Total Suspended Solids	mg/l	---	---	---	---	---	---	---	---	---	---	---	---	---	---	---	306.00	---	---	---
Metals																				
Aluminum	mg/l	---	---	---	---	---	---	---	---	---	---	---	---	---	---	<0.0141	---	---	---	---
Antimony	mg/l	---	---	---	---	0.088	DIS	0.03	DIS	0.747	TRC	0.64	TRC	0.747	TRC	<0.00022	---	<0.02200	---	---
Arsenic	mg/l	0.2	TRC	0.44	DIS	0.34	DIS	0.15	DIS	0.03	TRC	0.08	TRC	0.28	TRC	0.00900 j	---	0.00890 j	---	---
Barium	mg/l	---	---	---	---	---	---	---	---	98	TRC	---	---	98	TRC	---	---	0.0624	---	---
Beryllium	mg/l	---	---	---	---	---	---	---	---	1.867	TRC	0.084	TRC	1.867	TRC	<0.00036	---	<0.00018	---	---
Boron	mg/l	---	---	---	---	---	---	---	---	186.667	TRC	---	---	186.667	TRC	---	---	0.0257	---	---
Cadmium	mg/l	0.05	---	0.087609	DIS	0.030232	DIS	0.001468	DIS	0.7	TRC	0.084	TRC	0.7	TRC	<0.000024	---	<0.000480	---	---
Calcium	mg/l	---	---	---	---	---	---	---	---	---	---	---	---	---	---	---	---	53.5	---	---
Chromium	mg/l	1	---	---	---	---	---	---	---	---	---	---	---	---	---	---	---	0.00290 j	---	---
Chromium, Hexavalent‡	mg/l	---	---	0.034	DIS	0.016	DIS	0.011	DIS	2.8	TRC	0.15	TRC	2.8	TRC	---	---	0.00290 j	---	---
Chromium, Trivalent‡	mg/l	---	---	5.9497	TRC	1.7733	TRC	0.23067	TRC	1400	TRC	75	TRC	1400	TRC	---	---	0.00290 j	---	---
Cobalt	mg/l	---	---	---	---	---	---	---	---	---	---	---	---	---	---	<0.00065	---	---	---	---
Copper	mg/l	0.5	TRC	0.08588	DIS	0.04962	DIS	0.02928	DIS	1.3	TRC	---	---	1.3	TRC	0.000751 j	---	0.00990	---	---
Iron	mg/l	---	---	---	---	---	---	1	DIS	---	---	---	---	---	---	0.0243 j	---	---	---	---
Lead	mg/l	0.1	TRC	0.592712	DIS	0.280846	DIS	0.010944	DIS	0.015	TRC	---	---	0.015	TRC	<0.000053	---	0.056800	---	AZ Full Body Contact AZ Partial Body Contact
Magnesium	mg/l	---	---	---	---	---	---	---	---	---	---	---	---	---	---	---	---	10.80	---	---
Manganese	mg/l	---	---	---	---	---	---	---	---	130.667	---	---	---	130.667	---	0.0130	---	1.6500	---	---
Mercury	mg/l	0.01	TRC	0.005	DIS	0.0024	DIS	0.00001	DIS	0.28	TRC	---	---	0.28	TRC	---	<0.00006	---	---	AZ Aquatic and Wildlife - Warm Water Chronic*
Molybdenum	mg/l	---	---	---	---	---	---	---	---	---	---	---	---	---	---	0.00570 j	---	---	---	---
Nickel	mg/l	---	---	13.43579	DIS	1.51289	DIS	0.16804	DIS	28	TRC	0.511	TRC	28	TRC	0.000839 j	---	0.00220 j	---	---
Potassium	mg/l	---	---	---	---	---	---	---	---	---	---	---	---	---	---	---	---	2.02	---	---

Station Name	Blue Spring
Sample ID	RESE-1002088
Sample Date	5/13/2009 12:00:00 PM
Basin	Lower Queen Creek Watershed
Sub-basin	Arnett Creek
QC Type	Original data

Surface Water Hydrochemical Data

MONTGOMERY & ASSOCIATES

Parameters and Constituents		Standards														Results				
Name	Units	AZ Agricultural Livestock Watering		AZ Aquatic and Wildlife - Ephemeral Acute		AZ Aquatic and Wildlife - Warm Water Acute		AZ Aquatic and Wildlife - Warm Water Chronic		AZ Full Body Contact		AZ Fish Consumption		AZ Partial Body Contact		Dissolved Results	Total Results	Total Recoverable Results	Field Results	Use Exceeded
		Standard	Fraction	Standard	Fraction	Standard	Fraction	Standard	Fraction	Standard	Fraction	Standard	Fraction	Standard	Fraction					
Metals																				
Selenium	mg/l	0.05	TRC	0.033	TRC	---	---	0.002	TRC	4.667	TRC	0.667	TRC	4.667	TRC	---	---	0.04210	---	AZ Aquatic and Wildlife - Ephemeral Acute AZ Aquatic and Wildlife - Warm Water Chronic
Silver	mg/l	---	---	0.034911	DIS	0.034911	DIS	---	---	4.667	TRC	8	TRC	4.667	TRC	<0.000019	---	<0.000210	---	---
Sodium	mg/l	---	---	---	---	---	---	---	---	---	---	---	---	---	---	---	---	23.9	---	---
Strontium	mg/l	---	---	---	---	---	---	---	---	---	---	---	---	---	---	0.150	---	---	---	---
Thallium	mg/l	---	---	---	---	0.7	DIS	0.15	DIS	0.075	TRC	0.001	TRC	0.075	TRC	<0.000023	---	<0.00230	---	AZ Fish Consumption*
Zinc	mg/l	25	TRC	3.5994	DIS	0.3793	DIS	0.3793	DIS	280	TRC	5.106	TRC	280	TRC	<0.0019	---	0.0085	---	---
Other																				
Dissolved Organic Carbon	mg/l	---	---	---	---	---	---	---	---	---	---	---	---	---	---	---	---	---	10.70	---
Mercury, Low Level	ng/l	---	---	---	---	---	---	---	---	---	---	---	---	---	---	<0.50	---	---	---	---
Radiogenic Isotopes																				
Tritium	TU	---	---	---	---	---	---	---	---	---	---	---	---	---	---	---	0.80	---	---	---
Stable Isotopes																				
Delta Deuterium	per mil	---	---	---	---	---	---	---	---	---	---	---	---	---	---	---	-67.0	---	---	---
Delta Oxygen-18	per mil	---	---	---	---	---	---	---	---	---	---	---	---	---	---	---	-9.80	---	---	---
Delta Oxygen-18 of Sulfate	per mil	---	---	---	---	---	---	---	---	---	---	---	---	---	---	---	7.8	---	---	---
Delta Sulfur-34	per mil	---	---	---	---	---	---	---	---	---	---	---	---	---	---	---	8.2	---	---	---

The hardness value used for calculation of hardness-dependent standards is the hardness of the sample itself, not the hardness of a receiving water.
* Detection limit exceeds standard
† Exceedance is considered less than regulatory limit
‡ For comparison only - no analysis exists

Station Name	Blue Spring
Sample ID	RESE-1002118
Sample Date	2/12/2010 12:40:00 PM
Basin	Lower Queen Creek Watershed
Sub-basin	Arnett Creek
QC Type	Original data

Surface Water Hydrochemical Data

MONTGOMERY & ASSOCIATES

Parameters and Constituents		Standards														Results				
Name	Units	AZ Agricultural Livestock Watering		AZ Aquatic and Wildlife - Ephemeral Acute		AZ Aquatic and Wildlife - Warm Water Acute		AZ Aquatic and Wildlife - Warm Water Chronic		AZ Full Body Contact		AZ Fish Consumption		AZ Partial Body Contact		Dissolved Results	Total Results	Total Recoverable Results	Field Results	Use Exceeded
		Standard	Fraction	Standard	Fraction	Standard	Fraction	Standard	Fraction	Standard	Fraction	Standard	Fraction	Standard	Fraction					
Field Parameters																				
Dissolved oxygen	mg/l	---	---	---	---	6	---	6	---	---	---	---	---	---	---	---	---	---	9.47	---
Flow Rate	gallons/minute	---	---	---	---	---	---	---	---	---	---	---	---	---	---	---	---	---	20.00 j	---
pH (Field)	s.u.	6.5 - 9	---	6.5 - 9	---	6.5 - 9	---	6.5 - 9	---	6.5 - 9	---	---	---	6.5 - 9	---	---	---	---	7.95	---
Specific Conductance (Field)	uS/cm	---	---	---	---	---	---	---	---	---	---	---	---	---	---	---	---	---	517.0	---
Temperature (Field)	Deg C	---	---	---	---	---	---	---	---	---	---	---	---	---	---	---	---	---	14.00	---
Turbidity (Field)	NTUs	---	---	---	---	---	---	---	---	---	---	---	---	---	---	---	---	---	1.12	---
Inorganics																				
Alkalinity (as CaCO3)	mg/l	---	---	---	---	---	---	---	---	---	---	---	---	---	---	---	205	---	---	---
Bicarbonate (Calculated by M&A)	mg/l	---	---	---	---	---	---	---	---	---	---	---	---	---	---	---	250	---	---	---
Bicarbonate Alkalinity (as CaCO3)	mg/l	---	---	---	---	---	---	---	---	---	---	---	---	---	---	---	205	---	---	---
Bromide	mg/l	---	---	---	---	---	---	---	---	---	---	---	---	---	---	---	<0.100	---	---	---
Carbonate (Calculated by M&A)	mg/l	---	---	---	---	---	---	---	---	---	---	---	---	---	---	---	--	---	---	---
Carbonate Alkalinity (as CaCO3)	mg/l	---	---	---	---	---	---	---	---	---	---	---	---	---	---	---	<1.00	---	---	---
Chloride	mg/l	---	---	---	---	---	---	---	---	---	---	---	---	---	---	---	20.30	---	---	---
Fluoride	mg/l	---	---	---	---	---	---	---	---	140	---	---	---	140	---	---	0.164	---	---	---
Hardness (as CaCO3)	mg/l	---	---	---	---	---	---	---	---	---	---	---	---	---	---	---	---	224	---	---
Silica	mg/l	---	---	---	---	---	---	---	---	---	---	---	---	---	---	46.8	---	---	---	---
Sulfate	mg/l	---	---	---	---	---	---	---	---	---	---	---	---	---	---	---	52.50	---	---	---
Lab Parameters																				
Total Dissolved Solids (Laboratory)	mg/l	---	---	---	---	---	---	---	---	---	---	---	---	---	---	---	338	---	---	---
Total Suspended Solids	mg/l	---	---	---	---	---	---	---	---	---	---	---	---	---	---	---	<5.00	---	---	---
Metals																				
Aluminum	mg/l	---	---	---	---	---	---	---	---	---	---	---	---	---	---	<0.0800	---	---	---	---
Antimony	mg/l	---	---	---	---	0.088	DIS	0.03	DIS	0.747	TRC	0.64	TRC	0.747	TRC	<0.00300	---	<0.00300	---	---
Arsenic	mg/l	0.2	TRC	0.44	DIS	0.34	DIS	0.15	DIS	0.03	TRC	0.08	TRC	0.28	TRC	<0.02500	---	<0.02500	---	---
Barium	mg/l	---	---	---	---	---	---	---	---	98	TRC	---	---	98	TRC	0.0321	---	---	---	---
Beryllium	mg/l	---	---	---	---	---	---	---	---	1.867	TRC	0.084	TRC	1.867	TRC	---	---	<0.00200	---	---
Boron	mg/l	---	---	---	---	---	---	---	---	186.667	TRC	---	---	186.667	TRC	---	---	<0.0400	---	---
Cadmium	mg/l	0.05	---	0.049922	DIS	0.017227	DIS	0.000982	DIS	0.7	TRC	0.084	TRC	0.7	TRC	<0.000024	---	<0.002000	---	---
Calcium	mg/l	---	---	---	---	---	---	---	---	---	---	---	---	---	---	---	---	64.8	---	---
Chromium	mg/l	1	---	---	---	---	---	---	---	---	---	---	---	---	---	---	---	<0.00600	---	---
Chromium, Hexavalent‡	mg/l	---	---	0.034	DIS	0.016	DIS	0.011	DIS	2.8	TRC	0.15	TRC	2.8	TRC	---	---	<0.00600	---	---
Chromium, Trivalent‡	mg/l	---	---	3.70051	TRC	1.10293	TRC	0.14347	TRC	1400	TRC	75	TRC	1400	TRC	---	---	<0.00600	---	---
Cobalt	mg/l	---	---	---	---	---	---	---	---	---	---	---	---	---	---	<0.00600	---	---	---	---
Copper	mg/l	0.5	TRC	0.04973	DIS	0.02873	DIS	0.01784	DIS	1.3	TRC	---	---	1.3	TRC	0.00318	---	<0.01000	---	---
Iron	mg/l	---	---	---	---	---	---	1	DIS	---	---	---	---	---	---	<0.0600	---	---	---	---
Lead	mg/l	0.1	TRC	0.323967	DIS	0.153506	DIS	0.005982	DIS	0.015	TRC	---	---	0.015	TRC	<0.000053	---	<0.003000	---	---
Magnesium	mg/l	---	---	---	---	---	---	---	---	---	---	---	---	---	---	---	---	15.10	---	---
Manganese	mg/l	---	---	---	---	---	---	---	---	130.667	---	---	---	130.667	---	0.0156	---	0.0170	---	---
Mercury	mg/l	0.01	TRC	0.005	DIS	0.0024	DIS	0.00001	DIS	0.28	TRC	---	---	0.28	TRC	---	<0.00020	---	---	AZ Aquatic and Wildlife - Warm Water Chronic*
Molybdenum	mg/l	---	---	---	---	---	---	---	---	---	---	---	---	---	---	<0.00800	---	---	---	---
Nickel	mg/l	---	---	8.22678	DIS	0.92635	DIS	0.10289	DIS	28	TRC	0.511	TRC	28	TRC	0.00146	---	<0.01000	---	---
Potassium	mg/l	---	---	---	---	---	---	---	---	---	---	---	---	---	---	---	---	1.96	---	---
Selenium	mg/l	0.05	TRC	0.033	TRC	---	---	0.002	TRC	4.667	TRC	0.667	TRC	4.667	TRC	---	---	0.00034 jd	---	---
Silver	mg/l	---	---	0.012878	DIS	0.012878	DIS	---	---	4.667	TRC	8	TRC	4.667	TRC	<0.000100	---	<0.005000	---	---

Station Name	Blue Spring
Sample ID	RESE-1002118
Sample Date	2/12/2010 12:40:00 PM
Basin	Lower Queen Creek Watershed
Sub-basin	Arnett Creek
QC Type	Original data

Surface Water Hydrochemical Data

MONTGOMERY & ASSOCIATES

Parameters and Constituents		Standards														Results				
Name	Units	AZ Agricultural Livestock Watering		AZ Aquatic and Wildlife - Ephemeral Acute		AZ Aquatic and Wildlife - Warm Water Acute		AZ Aquatic and Wildlife - Warm Water Chronic		AZ Full Body Contact		AZ Fish Consumption		AZ Partial Body Contact		Dissolved Results	Total Results	Total Recoverable Results	Field Results	Use Exceeded
		Standard	Fraction	Standard	Fraction	Standard	Fraction	Standard	Fraction	Standard	Fraction	Standard	Fraction	Standard	Fraction					
Metals																				
Sodium	mg/l	---	---	---	---	---	---	---	---	---	---	---	---	---	---	---	---	28.0	---	---
Strontium	mg/l	---	---	---	---	---	---	---	---	---	---	---	---	---	---	0.183	---	---	---	---
Thallium	mg/l	---	---	---	---	0.7	DIS	0.15	DIS	0.075	TRC	0.001	TRC	0.075	TRC	<0.00100	---	<0.00100	---	AZ Fish Consumption*
Zinc	mg/l	25	TRC	2.2023	DIS	0.2321	DIS	0.2321	DIS	280	TRC	5.106	TRC	280	TRC	<0.0100	---	<0.0100	---	---
Other																				
Dissolved Organic Carbon	mg/l	---	---	---	---	---	---	---	---	---	---	---	---	---	---	5.48	---	---	---	---

The hardness value used for calculation of hardness-dependent standards is the hardness of the sample itself, not the hardness of a receiving water.
* Detection limit exceeds standard
‡ For comparison only - no analysis exists

Station Name	Blue Spring
Sample ID	RESE-1003165
Sample Date	7/17/2010 6:56:00 PM
Basin	Lower Queen Creek Watershed
Sub-basin	Arnett Creek
QC Type	Original data

Surface Water Hydrochemical Data

MONTGOMERY & ASSOCIATES

Parameters and Constituents		Standards														Results				
Name	Units	AZ Agricultural Livestock Watering		AZ Aquatic and Wildlife - Ephemeral Acute		AZ Aquatic and Wildlife - Warm Water Acute		AZ Aquatic and Wildlife - Warm Water Chronic		AZ Full Body Contact		AZ Fish Consumption		AZ Partial Body Contact		Dissolved Results	Total Results	Total Recoverable Results	Field Results	Use Exceeded
		Standard	Fraction	Standard	Fraction	Standard	Fraction	Standard	Fraction	Standard	Fraction	Standard	Fraction	Standard	Fraction					
Field Parameters																				
pH (Field)	s.u.	6.5 - 9	---	6.5 - 9	---	6.5 - 9	---	6.5 - 9	---	6.5 - 9	---	---	---	6.5 - 9	---	---	---	---	7.96	---
Specific Conductance (Field)	uS/cm	---	---	---	---	---	---	---	---	---	---	---	---	---	---	---	---	---	380.0	---
Temperature (Field)	Deg C	---	---	---	---	---	---	---	---	---	---	---	---	---	---	---	---	---	25.30	---
Inorganics																				
Alkalinity (as CaCO3)	mg/l	---	---	---	---	---	---	---	---	---	---	---	---	---	---	---	170	---	---	---
Alkalinity, Phenolphthalein	mg/l	---	---	---	---	---	---	---	---	---	---	---	---	---	---	---	<6.0	---	---	---
Bicarbonate (Calculated by M&A)	mg/l	---	---	---	---	---	---	---	---	---	---	---	---	---	---	---	207	---	---	---
Bicarbonate Alkalinity (as CaCO3)	mg/l	---	---	---	---	---	---	---	---	---	---	---	---	---	---	---	170	---	---	---
Bromide	mg/l	---	---	---	---	---	---	---	---	---	---	---	---	---	---	---	<0.500	---	---	---
Carbonate (Calculated by M&A)	mg/l	---	---	---	---	---	---	---	---	---	---	---	---	---	---	---	--	---	---	---
Carbonate Alkalinity (as CaCO3)	mg/l	---	---	---	---	---	---	---	---	---	---	---	---	---	---	---	<6.00	---	---	---
Chloride	mg/l	---	---	---	---	---	---	---	---	---	---	---	---	---	---	---	8.60	---	---	---
Fluoride	mg/l	---	---	---	---	---	---	---	---	140	---	---	---	140	---	---	0.550	---	---	---
Hardness (as CaCO3)	mg/l	---	---	---	---	---	---	---	---	---	---	---	---	---	---	150	160	---	---	---
Hydroxide Alkalinity (as CaCO3)	mg/l	---	---	---	---	---	---	---	---	---	---	---	---	---	---	---	<6.0	---	---	---
Nitrate as N	mg/l	---	---	---	---	---	---	---	---	3733.33	---	---	---	3733.33	---	---	0.43	---	---	---
Nitrate+Nitrite as N (calculated by M&A)	mg/l	---	---	---	---	---	---	---	---	3733.33	---	---	---	3733.33	---	---	0.43	---	---	---
Nitrite as N	mg/l	---	---	---	---	---	---	---	---	233.33	---	---	---	233.33	---	---	<0.20	---	---	---
Silica	mg/l	---	---	---	---	---	---	---	---	---	---	---	---	---	---	69.0	70.0	---	---	---
Sulfate	mg/l	---	---	---	---	---	---	---	---	---	---	---	---	---	---	---	11.00	---	---	---
Lab Parameters																				
pH (Laboratory)	s.u.	6.5 - 9	---	6.5 - 9	---	6.5 - 9	---	6.5 - 9	---	6.5 - 9	---	---	---	6.5 - 9	---	---	8.00	---	---	---
Specific Conductance (Laboratory)	uS/cm	---	---	---	---	---	---	---	---	---	---	---	---	---	---	---	380	---	---	---
Temperature (Laboratory)	Deg C	---	---	---	---	---	---	---	---	---	---	---	---	---	---	---	20.2	---	---	---
Total Dissolved Solids (Laboratory)	mg/l	---	---	---	---	---	---	---	---	---	---	---	---	---	---	---	270	---	---	---
Metals																				
Aluminum	mg/l	---	---	---	---	---	---	---	---	---	---	---	---	---	---	<0.2000	<0.2000	---	---	---
Antimony	mg/l	---	---	---	---	0.088	DIS	0.03	DIS	0.747	TRC	0.64	TRC	0.747	TRC	<0.00300	<0.00300	---	---	---
Arsenic	mg/l	0.2	TRC	0.44	DIS	0.34	DIS	0.15	DIS	0.03	TRC	0.08	TRC	0.28	TRC	0.00260	0.00270	---	---	---
Barium	mg/l	---	---	---	---	---	---	---	---	98	TRC	---	---	98	TRC	0.0200	0.0210	---	---	---
Beryllium	mg/l	---	---	---	---	---	---	---	---	1.867	TRC	0.084	TRC	1.867	TRC	<0.00100	<0.00100	---	---	---
Boron	mg/l	---	---	---	---	---	---	---	---	186.667	TRC	---	---	186.667	TRC	<0.2000	<0.2000	---	---	---
Cadmium	mg/l	0.05	---	0.03382	DIS	0.01167	DIS	0.000744	DIS	0.7	TRC	0.084	TRC	0.7	TRC	<0.001000	<0.001000	---	---	AZ Aquatic and Wildlife - Warm Water Chronic*
Calcium	mg/l	---	---	---	---	---	---	---	---	---	---	---	---	---	---	45.0	46.0	---	---	---
Chromium	mg/l	1	---	---	---	---	---	---	---	---	---	---	---	---	---	<0.00100	<0.00100	---	---	---
Chromium, Hexavalent‡	mg/l	---	---	0.034	DIS	0.016	DIS	0.011	DIS	2.8	TRC	0.15	TRC	2.8	TRC	<0.00100	<0.00100	---	---	---
Chromium, Trivalent‡	mg/l	---	---	2.66457	TRC	0.79417	TRC	0.10331	TRC	1400	TRC	75	TRC	1400	TRC	<0.00100	<0.00100	---	---	---
Cobalt	mg/l	---	---	---	---	---	---	---	---	---	---	---	---	---	---	<0.00100	<0.00100	---	---	---
Copper	mg/l	0.5	TRC	0.03408	DIS	0.01969	DIS	0.01266	DIS	1.3	TRC	---	---	1.3	TRC	<0.00100	<0.00100	---	---	---
Iron	mg/l	---	---	---	---	---	---	1	DIS	---	---	---	---	---	---	<0.0500	0.1400	---	---	---
Lead	mg/l	0.1	TRC	0.211316	DIS	0.100129	DIS	0.003902	DIS	0.015	TRC	---	---	0.015	TRC	<0.001000	<0.001000	---	---	---
Magnesium	mg/l	---	---	---	---	---	---	---	---	---	---	---	---	---	---	9.40	9.60	---	---	---
Manganese	mg/l	---	---	---	---	---	---	---	---	130.667	---	---	---	130.667	---	0.0230	0.0600	---	---	---
Mercury	mg/l	0.01	TRC	0.005	DIS	0.0024	DIS	0.00001	DIS	0.28	TRC	---	---	0.28	TRC	<0.00020	<0.00020	---	---	AZ Aquatic and Wildlife - Warm Water Chronic*
Molybdenum	mg/l	---	---	---	---	---	---	---	---	---	---	---	---	---	---	0.00100	<0.00100	---	---	---

Station Name	Blue Spring
Sample ID	RESE-1003165
Sample Date	7/17/2010 6:56:00 PM
Basin	Lower Queen Creek Watershed
Sub-basin	Arnett Creek
QC Type	Original data

Surface Water Hydrochemical Data

MONTGOMERY & ASSOCIATES

Parameters and Constituents		Standards														Results				
Name	Units	AZ Agricultural Livestock Watering		AZ Aquatic and Wildlife - Ephemeral Acute		AZ Aquatic and Wildlife - Warm Water Acute		AZ Aquatic and Wildlife - Warm Water Chronic		AZ Full Body Contact		AZ Fish Consumption		AZ Partial Body Contact		Dissolved Results	Total Results	Total Recoverable Results	Field Results	Use Exceeded
		Standard	Fraction	Standard	Fraction	Standard	Fraction	Standard	Fraction	Standard	Fraction	Standard	Fraction	Standard	Fraction					
Metals																				
Nickel	mg/l	---	---	5.85994	DIS	0.65984	DIS	0.07329	DIS	28	TRC	0.511	TRC	28	TRC	0.00130	0.00130	---	---	---
Potassium	mg/l	---	---	---	---	---	---	---	---	---	---	---	---	---	---	<2.00	<2.00	---	---	---
Selenium	mg/l	0.05	TRC	0.033	TRC	---	---	0.002	TRC	4.667	TRC	0.667	TRC	4.667	TRC	<0.00200	<0.00200	---	---	AZ Aquatic and Wildlife - Warm Water Chronic*
Silver	mg/l	---	---	0.006461	DIS	0.006461	DIS	---	---	4.667	TRC	8	TRC	4.667	TRC	<0.001000	<0.001000	---	---	---
Sodium	mg/l	---	---	---	---	---	---	---	---	---	---	---	---	---	---	22.0	22.0	---	---	---
Strontium (by isotope dilution)	ppm	---	---	---	---	---	---	---	---	---	---	---	---	---	---	---	0.1565	---	---	---
Thallium	mg/l	---	---	---	---	0.7	DIS	0.15	DIS	0.075	TRC	0.001	TRC	0.075	TRC	<0.00100	<0.00100	---	---	AZ Fish Consumption*
Uranium	mg/l	---	---	---	---	---	---	---	---	2.8	---	---	---	2.8	---	---	0.0007	---	---	---
Zinc	mg/l	25	TRC	1.5679	DIS	0.1652	DIS	0.1652	DIS	280	TRC	5.106	TRC	280	TRC	<0.0100	<0.0100	---	---	---
Radiogenic Isotopes																				
Carbon 14	pmC	---	---	---	---	---	---	---	---	---	---	---	---	---	---	---	78.64	---	---	---
Strontium 87/86	none	---	---	---	---	---	---	---	---	---	---	---	---	---	---	---	0.710825	---	---	---
Tritium	TU	---	---	---	---	---	---	---	---	---	---	---	---	---	---	---	<1.00	---	---	---
Radiologicals																				
Gross Alpha	pCi/l	---	---	---	---	---	---	---	---	---	---	---	---	---	---	---	<2.10	---	---	---
Gross Alpha, Adjusted	pCi/l	---	---	---	---	---	---	---	---	---	---	---	---	---	---	---	1.1	---	---	---
Gross Beta	pCi/l	---	---	---	---	---	---	---	---	---	---	---	---	---	---	---	<4.00	---	---	---
Radionuclides																				
Radium 226	pCi/l	---	---	---	---	---	---	---	---	---	---	---	---	---	---	---	<0.35	---	---	---
Radium 226 + Radium 228	pCi/l	---	---	---	---	---	---	---	---	---	---	---	---	---	---	---	--	---	---	---
Radium 228	pCi/l	---	---	---	---	---	---	---	---	---	---	---	---	---	---	---	<1.30	---	---	---
Uranium 234	pCi/l	---	---	---	---	---	---	---	---	---	---	---	---	---	---	---	<1.20	---	---	---
Uranium 235	pCi/l	---	---	---	---	---	---	---	---	---	---	---	---	---	---	---	<1.20	---	---	---
Uranium 238	pCi/l	---	---	---	---	---	---	---	---	---	---	---	---	---	---	---	<1.20	---	---	---
Stable Isotopes																				
Delta Carbon-13 of DIC	per mil	---	---	---	---	---	---	---	---	---	---	---	---	---	---	---	-15.5	---	---	---
Delta Deuterium	per mil	---	---	---	---	---	---	---	---	---	---	---	---	---	---	---	-69.0	---	---	---
Delta Oxygen-18	per mil	---	---	---	---	---	---	---	---	---	---	---	---	---	---	---	-9.74	---	---	---
Delta Oxygen-18 of Sulfate	per mil	---	---	---	---	---	---	---	---	---	---	---	---	---	---	---	1.0	---	---	---
Delta Sulfur-34	per mil	---	---	---	---	---	---	---	---	---	---	---	---	---	---	---	4.4	---	---	---

The hardness value used for calculation of hardness-dependent standards is the hardness of the sample itself, not the hardness of a receiving water.
* Detection limit exceeds standard
‡ For comparison only - no analysis exists

Station Name	Blue Spring
Sample ID	RESE-1002153
Sample Date	11/8/2010 1:30:00 PM
Basin	Lower Queen Creek Watershed
Sub-basin	Arnett Creek
QC Type	Original data

Surface Water Hydrochemical Data

MONTGOMERY & ASSOCIATES

Parameters and Constituents		Standards														Results				
Name	Units	AZ Agricultural Livestock Watering		AZ Aquatic and Wildlife - Ephemeral Acute		AZ Aquatic and Wildlife - Warm Water Acute		AZ Aquatic and Wildlife - Warm Water Chronic		AZ Full Body Contact		AZ Fish Consumption		AZ Partial Body Contact		Dissolved Results	Total Results	Total Recoverable Results	Field Results	Use Exceeded
		Standard	Fraction	Standard	Fraction	Standard	Fraction	Standard	Fraction	Standard	Fraction	Standard	Fraction	Standard	Fraction					
Field Parameters																				
Dissolved oxygen	mg/l	---	---	---	---	6	---	6	---	---	---	---	---	---	---	---	---	---	7.12	---
Flow Rate	gallons/minute	---	---	---	---	---	---	---	---	---	---	---	---	---	---	---	---	---	3.24	---
pH (Field)	s.u.	6.5 - 9	---	6.5 - 9	---	6.5 - 9	---	6.5 - 9	---	6.5 - 9	---	---	---	6.5 - 9	---	---	---	---	7.46	---
Specific Conductance (Field)	uS/cm	---	---	---	---	---	---	---	---	---	---	---	---	---	---	---	---	---	345.0	---
Temperature (Field)	Deg C	---	---	---	---	---	---	---	---	---	---	---	---	---	---	---	---	---	19.60	---
Turbidity (Field)	NTUs	---	---	---	---	---	---	---	---	---	---	---	---	---	---	---	---	---	13.68	---
Inorganics																				
Alkalinity (as CaCO3)	mg/l	---	---	---	---	---	---	---	---	---	---	---	---	---	---	---	200	---	---	---
Bicarbonate (Calculated by M&A)	mg/l	---	---	---	---	---	---	---	---	---	---	---	---	---	---	---	244	---	---	---
Bicarbonate Alkalinity (as CaCO3)	mg/l	---	---	---	---	---	---	---	---	---	---	---	---	---	---	---	200	---	---	---
Bromide	mg/l	---	---	---	---	---	---	---	---	---	---	---	---	---	---	---	0.143	---	---	---
Carbonate (Calculated by M&A)	mg/l	---	---	---	---	---	---	---	---	---	---	---	---	---	---	---	--	---	---	---
Carbonate Alkalinity (as CaCO3)	mg/l	---	---	---	---	---	---	---	---	---	---	---	---	---	---	---	<1.00	---	---	---
Chloride	mg/l	---	---	---	---	---	---	---	---	---	---	---	---	---	---	---	10.20	---	---	---
Fluoride	mg/l	---	---	---	---	---	---	---	---	140	---	---	---	140	---	---	0.288	---	---	---
Hardness (as CaCO3)	mg/l	---	---	---	---	---	---	---	---	---	---	---	---	---	---	---	---	182	---	---
Silica	mg/l	---	---	---	---	---	---	---	---	---	---	---	---	---	---	63.3	---	---	---	---
Sulfate	mg/l	---	---	---	---	---	---	---	---	---	---	---	---	---	---	---	11.30	---	---	---
Lab Parameters																				
Total Dissolved Solids (Laboratory)	mg/l	---	---	---	---	---	---	---	---	---	---	---	---	---	---	---	276	---	---	---
Total Suspended Solids	mg/l	---	---	---	---	---	---	---	---	---	---	---	---	---	---	---	10.00	---	---	---
Metals																				
Aluminum	mg/l	---	---	---	---	---	---	---	---	---	---	---	---	---	---	<0.0800	---	---	---	---
Antimony	mg/l	---	---	---	---	0.088	DIS	0.03	DIS	0.747	TRC	0.64	TRC	0.747	TRC	<0.00300	---	<0.00300	---	---
Arsenic	mg/l	0.2	TRC	0.44	DIS	0.34	DIS	0.15	DIS	0.03	TRC	0.08	TRC	0.28	TRC	<0.02500	---	<0.02500	---	---
Barium	mg/l	---	---	---	---	---	---	---	---	98	TRC	---	---	98	TRC	0.0221	---	---	---	---
Beryllium	mg/l	---	---	---	---	---	---	---	---	1.867	TRC	0.084	TRC	1.867	TRC	---	---	<0.00200	---	---
Boron	mg/l	---	---	---	---	---	---	---	---	186.667	TRC	---	---	186.667	TRC	---	---	<0.0400	---	---
Cadmium	mg/l	0.05	---	0.040808	DIS	0.014082	DIS	0.000851	DIS	0.7	TRC	0.084	TRC	0.7	TRC	<0.000024	---	<0.002000	---	---
Calcium	mg/l	---	---	---	---	---	---	---	---	---	---	---	---	---	---	---	---	54.5	---	---
Chromium	mg/l	1	---	---	---	---	---	---	---	---	---	---	---	---	---	---	---	<0.00600	---	---
Chromium, Hexavalent‡	mg/l	---	---	0.034	DIS	0.016	DIS	0.011	DIS	2.8	TRC	0.15	TRC	2.8	TRC	---	---	<0.00600	---	---
Chromium, Trivalent‡	mg/l	---	---	3.12181	TRC	0.93045	TRC	0.12103	TRC	1400	TRC	75	TRC	1400	TRC	---	---	<0.00600	---	---
Cobalt	mg/l	---	---	---	---	---	---	---	---	---	---	---	---	---	---	<0.00600	---	---	---	---
Copper	mg/l	0.5	TRC	0.04089	DIS	0.02363	DIS	0.01494	DIS	1.3	TRC	---	---	1.3	TRC	<0.00100	---	<0.01000	---	---
Iron	mg/l	---	---	---	---	---	---	1	DIS	---	---	---	---	---	---	<0.0600	---	---	---	---
Lead	mg/l	0.1	TRC	0.25989	DIS	0.123145	DIS	0.004799	DIS	0.015	TRC	---	---	0.015	TRC	<0.000019	---	<0.003000	---	---
Magnesium	mg/l	---	---	---	---	---	---	---	---	---	---	---	---	---	---	---	---	11.10	---	---
Manganese	mg/l	---	---	---	---	---	---	---	---	130.667	---	---	---	130.667	---	0.0138	---	0.3490	---	---
Mercury	mg/l	0.01	TRC	0.005	DIS	0.0024	DIS	0.00001	DIS	0.28	TRC	---	---	0.28	TRC	---	<0.00020	---	---	AZ Aquatic and Wildlife - Warm Water Chronic*
Molybdenum	mg/l	---	---	---	---	---	---	---	---	---	---	---	---	---	---	<0.00800	---	---	---	---
Nickel	mg/l	---	---	6.90146	DIS	0.77711	DIS	0.08631	DIS	28	TRC	0.511	TRC	28	TRC	0.00198	---	<0.01000	---	---
Potassium	mg/l	---	---	---	---	---	---	---	---	---	---	---	---	---	---	---	---	2.53	---	---
Selenium	mg/l	0.05	TRC	0.033	TRC	---	---	0.002	TRC	4.667	TRC	0.667	TRC	4.667	TRC	---	---	0.00065 jd	---	---
Silver	mg/l	---	---	0.00901	DIS	0.00901	DIS	---	---	4.667	TRC	8	TRC	4.667	TRC	<0.000100	---	<0.005000	---	---

Station Name	Blue Spring
Sample ID	RESE-1002153
Sample Date	11/8/2010 1:30:00 PM
Basin	Lower Queen Creek Watershed
Sub-basin	Arnett Creek
QC Type	Original data

Surface Water Hydrochemical Data

MONTGOMERY & ASSOCIATES

Parameters and Constituents		Standards														Results				
Name	Units	AZ Agricultural Livestock Watering		AZ Aquatic and Wildlife - Ephemeral Acute		AZ Aquatic and Wildlife - Warm Water Acute		AZ Aquatic and Wildlife - Warm Water Chronic		AZ Full Body Contact		AZ Fish Consumption		AZ Partial Body Contact		Dissolved Results	Total Results	Total Recoverable Results	Field Results	Use Exceeded
		Standard	Fraction	Standard	Fraction	Standard	Fraction	Standard	Fraction	Standard	Fraction	Standard	Fraction	Standard	Fraction					
Metals																				
Sodium	mg/l	---	---	---	---	---	---	---	---	---	---	---	---	---	---	---	---	23.5	---	---
Strontium	mg/l	---	---	---	---	---	---	---	---	---	---	---	---	---	---	0.177	---	---	---	---
Thallium	mg/l	---	---	---	---	0.7	DIS	0.15	DIS	0.075	TRC	0.001	TRC	0.075	TRC	<0.00100	---	<0.00100	---	AZ Fish Consumption*
Zinc	mg/l	25	TRC	1.847	DIS	0.1946	DIS	0.1946	DIS	280	TRC	5.106	TRC	280	TRC	<0.0100	---	<0.0100	---	---
Other																				
Dissolved Organic Carbon	mg/l	---	---	---	---	---	---	---	---	---	---	---	---	---	---	<1.00	---	---	---	---

The hardness value used for calculation of hardness-dependent standards is the hardness of the sample itself, not the hardness of a receiving water.
* Detection limit exceeds standard
‡ For comparison only - no analysis exists

Station Name	Blue Spring
Sample ID	RESE-1002237
Sample Date	5/7/2012 11:35:00 AM
Basin	Lower Queen Creek Watershed
Sub-basin	Arnett Creek
QC Type	Original data

Surface Water Hydrochemical Data

MONTGOMERY & ASSOCIATES

Parameters and Constituents		Standards														Results				
Name	Units	AZ Agricultural Livestock Watering		AZ Aquatic and Wildlife - Ephemeral Acute		AZ Aquatic and Wildlife - Warm Water Acute		AZ Aquatic and Wildlife - Warm Water Chronic		AZ Full Body Contact		AZ Fish Consumption		AZ Partial Body Contact		Dissolved Results	Total Results	Total Recoverable Results	Field Results	Use Exceeded
		Standard	Fraction	Standard	Fraction	Standard	Fraction	Standard	Fraction	Standard	Fraction	Standard	Fraction	Standard	Fraction					
Field Parameters																				
Dissolved oxygen	mg/l	---	---	---	---	6	---	6	---	---	---	---	---	---	---	---	---	---	4.60	AZ Aquatic and Wildlife - Warm Water Acute† AZ Aquatic and Wildlife - Warm Water Chronic†
Flow Rate	gallons/minute	---	---	---	---	---	---	---	---	---	---	---	---	---	---	---	---	---	4.50 j	---
pH (Field)	s.u.	6.5 - 9	---	6.5 - 9	---	6.5 - 9	---	6.5 - 9	---	6.5 - 9	---	---	---	6.5 - 9	---	---	---	---	7.21	---
Specific Conductance (Field)	uS/cm	---	---	---	---	---	---	---	---	---	---	---	---	---	---	---	---	---	350.0	---
Temperature (Field)	Deg C	---	---	---	---	---	---	---	---	---	---	---	---	---	---	---	---	---	20.23	---
Turbidity (Field)	NTUs	---	---	---	---	---	---	---	---	---	---	---	---	---	---	---	---	---	6.13	---
Inorganics																				
Alkalinity (as CaCO3)	mg/l	---	---	---	---	---	---	---	---	---	---	---	---	---	---	---	198 j-	---	---	---
Bicarbonate (Calculated by M&A)	mg/l	---	---	---	---	---	---	---	---	---	---	---	---	---	---	---	242	---	---	---
Bicarbonate Alkalinity (as CaCO3)	mg/l	---	---	---	---	---	---	---	---	---	---	---	---	---	---	---	198 j-	---	---	---
Bromide	mg/l	---	---	---	---	---	---	---	---	---	---	---	---	---	---	---	<0.100	---	---	---
Carbonate (Calculated by M&A)	mg/l	---	---	---	---	---	---	---	---	---	---	---	---	---	---	---	--	---	---	---
Carbonate Alkalinity (as CaCO3)	mg/l	---	---	---	---	---	---	---	---	---	---	---	---	---	---	---	<1.00	---	---	---
Chloride	mg/l	---	---	---	---	---	---	---	---	---	---	---	---	---	---	---	9.50 j-	---	---	---
Fluoride	mg/l	---	---	---	---	---	---	---	---	140	---	---	---	140	---	---	0.300 j-	---	---	---
Hardness (as CaCO3)	mg/l	---	---	---	---	---	---	---	---	---	---	---	---	---	---	---	---	164	---	---
Silica	mg/l	---	---	---	---	---	---	---	---	---	---	---	---	---	---	70.7	---	---	---	---
Sulfate	mg/l	---	---	---	---	---	---	---	---	---	---	---	---	---	---	---	10.80 j-	---	---	---
Lab Parameters																				
Total Dissolved Solids (Laboratory)	mg/l	---	---	---	---	---	---	---	---	---	---	---	---	---	---	---	268 j-	---	---	---
Total Suspended Solids	mg/l	---	---	---	---	---	---	---	---	---	---	---	---	---	---	---	<5.00	---	---	---
Metals																				
Aluminum	mg/l	---	---	---	---	---	---	---	---	---	---	---	---	---	---	<0.0222	---	---	---	---
Antimony	mg/l	---	---	---	---	0.088	DIS	0.03	DIS	0.747	TRC	0.64	TRC	0.747	TRC	<0.00300	---	<0.00015	---	---
Arsenic	mg/l	0.2	TRC	0.44	DIS	0.34	DIS	0.15	DIS	0.03	TRC	0.08	TRC	0.28	TRC	<0.00670	---	<0.00330	---	---
Barium	mg/l	---	---	---	---	---	---	---	---	98	TRC	---	---	98	TRC	---	---	0.0214	---	---
Beryllium	mg/l	---	---	---	---	---	---	---	---	1.867	TRC	0.084	TRC	1.867	TRC	---	---	<0.00031	---	---
Boron	mg/l	---	---	---	---	---	---	---	---	186.667	TRC	---	---	186.667	TRC	---	---	0.0301	---	---
Cadmium	mg/l	0.05	---	0.087609	DIS	0.030232	DIS	0.001468	DIS	0.7	TRC	0.084	TRC	0.7	TRC	<0.000014	---	<0.000290	---	---
Calcium	mg/l	---	---	---	---	---	---	---	---	---	---	---	---	---	---	---	---	49.3	---	---
Chromium	mg/l	1	---	---	---	---	---	---	---	---	---	---	---	---	---	---	---	0.00180 j	---	---
Chromium, Hexavalent‡	mg/l	---	---	0.034	DIS	0.016	DIS	0.011	DIS	2.8	TRC	0.15	TRC	2.8	TRC	---	---	0.00180 j	---	---
Chromium, Trivalent‡	mg/l	---	---	5.9497	TRC	1.7733	TRC	0.23067	TRC	1400	TRC	75	TRC	1400	TRC	---	---	0.00180 j	---	---
Cobalt	mg/l	---	---	---	---	---	---	---	---	---	---	---	---	---	---	<0.00140	---	---	---	---
Copper	mg/l	0.5	TRC	0.08588	DIS	0.04962	DIS	0.02928	DIS	1.3	TRC	---	---	1.3	TRC	0.00068 j	---	<0.00160	---	---
Iron	mg/l	---	---	---	---	---	---	1	DIS	---	---	---	---	---	---	<0.0222	---	---	---	---
Lead	mg/l	0.1	TRC	0.592712	DIS	0.280846	DIS	0.010944	DIS	0.015	TRC	---	---	0.015	TRC	<0.000059	---	0.000140 jd	---	---
Magnesium	mg/l	---	---	---	---	---	---	---	---	---	---	---	---	---	---	---	---	9.96	---	---
Manganese	mg/l	---	---	---	---	---	---	---	---	130.667	---	---	---	130.667	---	0.0190	---	0.0348	---	---
Mercury	mg/l	0.01	TRC	0.005	DIS	0.0024	DIS	0.00001	DIS	0.28	TRC	---	---	0.28	TRC	---	<0.000054	---	---	AZ Aquatic and Wildlife - Warm Water Chronic*
Molybdenum	mg/l	---	---	---	---	---	---	---	---	---	---	---	---	---	---	<0.00810	---	---	---	---
Nickel	mg/l	---	---	13.43579	DIS	1.51289	DIS	0.16804	DIS	28	TRC	0.511	TRC	28	TRC	0.00160	---	<0.00200	---	---
Potassium	mg/l	---	---	---	---	---	---	---	---	---	---	---	---	---	---	---	---	1.34	---	---
Selenium	mg/l	0.05	TRC	0.033	TRC	---	---	0.002	TRC	4.667	TRC	0.667	TRC	4.667	TRC	---	---	<0.00028	---	---
Silver	mg/l	---	---	0.034911	DIS	0.034911	DIS	---	---	4.667	TRC	8	TRC	4.667	TRC	<0.000014	---	<0.000700	---	---

Station Name	Blue Spring
Sample ID	RESE-1002237
Sample Date	5/7/2012 11:35:00 AM
Basin	Lower Queen Creek Watershed
Sub-basin	Arnett Creek
QC Type	Original data

Surface Water Hydrochemical Data

MONTGOMERY & ASSOCIATES

Parameters and Constituents		Standards														Results				
Name	Units	AZ Agricultural Livestock Watering		AZ Aquatic and Wildlife - Ephemeral Acute		AZ Aquatic and Wildlife - Warm Water Acute		AZ Aquatic and Wildlife - Warm Water Chronic		AZ Full Body Contact		AZ Fish Consumption		AZ Partial Body Contact		Dissolved Results	Total Results	Total Recoverable Results	Field Results	Use Exceeded
		Standard	Fraction	Standard	Fraction	Standard	Fraction	Standard	Fraction	Standard	Fraction	Standard	Fraction	Standard	Fraction					
Metals																				
Sodium	mg/l	---	---	---	---	---	---	---	---	---	---	---	---	---	---	---	---	23.3	---	---
Strontium (by isotope dilution)	ppm	---	---	---	---	---	---	---	---	---	---	---	---	---	---	---	0.1533	---	---	---
Thallium	mg/l	---	---	---	---	0.7	DIS	0.15	DIS	0.075	TRC	0.001	TRC	0.075	TRC	<0.000008	---	<0.000009	---	---
Zinc	mg/l	25	TRC	3.5994	DIS	0.3793	DIS	0.3793	DIS	280	TRC	5.106	TRC	280	TRC	<0.0026	---	<0.0050	---	---
Radiogenic Isotopes																				
Carbon 14	pmC	---	---	---	---	---	---	---	---	---	---	---	---	---	---	---	82.76	---	---	---
Strontium 87/86	none	---	---	---	---	---	---	---	---	---	---	---	---	---	---	---	0.710785	---	---	---
Tritium	TU	---	---	---	---	---	---	---	---	---	---	---	---	---	---	---	<1.00	---	---	---
Stable Isotopes																				
Delta Carbon-13 of DIC	per mil	---	---	---	---	---	---	---	---	---	---	---	---	---	---	---	-14.7	---	---	---
Delta Deuterium	per mil	---	---	---	---	---	---	---	---	---	---	---	---	---	---	---	-67.6	---	---	---
Delta Oxygen-18	per mil	---	---	---	---	---	---	---	---	---	---	---	---	---	---	---	-9.54	---	---	---
Delta Oxygen-18 of Sulfate	per mil	---	---	---	---	---	---	---	---	---	---	---	---	---	---	---	3.2	---	---	---
Delta Sulfur-34	per mil	---	---	---	---	---	---	---	---	---	---	---	---	---	---	---	3.7	---	---	---

The hardness value used for calculation of hardness-dependent standards is the hardness of the sample itself, not the hardness of a receiving water.
* Detection limit exceeds standard
† Exceedance is considered less than regulatory limit
‡ For comparison only - no analysis exists

Explanation of Codes

Absent = Analyte not present
ge = Greater than or equal to reported value
i = Insufficient sample
j = Estimated value
j+ = Estimated value, high bias
j- = Estimated value, low bias
Lost = Sample lost in processing
n = Not measured
na = Not available
Present = Analyte was detected

ND = Not Detected
Not Applicable = Analyte not applicable
q = Uncertain value
r = Unusable data
< = Less than reported detection limit
> = Greater than reported value
d = Diluted. Diluted samples are indicated only when value is estimated.
LD = Laboratory duplicate
SP = Split sample
SPD = Split-Duplicate

Station Name	Bored Spring
Sample ID	RESE-1001088
Sample Date	5/26/2004 2:00:00 PM
Basin	Lower Queen Creek Watershed
Sub-basin	unknown
QC Type	Original data

Surface Water Hydrochemical Data

MONTGOMERY & ASSOCIATES

Parameters and Constituents		Standards														Results				
Name	Units	AZ Agricultural Livestock Watering		AZ Aquatic and Wildlife - Ephemeral Acute		AZ Aquatic and Wildlife - Warm Water Acute		AZ Aquatic and Wildlife - Warm Water Chronic		AZ Full Body Contact		AZ Fish Consumption		AZ Partial Body Contact		Dissolved Results	Total Results	Total Recoverable Results	Field Results	Use Exceeded
		Standard	Fraction	Standard	Fraction	Standard	Fraction	Standard	Fraction	Standard	Fraction	Standard	Fraction	Standard	Fraction					
Bacteria																				
E. Coli	MPN/100ml	---	---	---	---	---	---	---	---	235	---	---	---	575	---	---	<2.0	---	---	---
Total Coliforms	MPN/100ml	---	---	---	---	---	---	---	---	---	---	---	---	---	---	---	2.0	---	---	---
Field Parameters																				
Dissolved oxygen	mg/l	---	---	---	---	6	---	6	---	---	---	---	---	---	---	---	---	---	>20.00	---
Flow Rate	gallons/minute	---	---	---	---	---	---	---	---	---	---	---	---	---	---	---	---	---	<0.10	---
pH (Field)	s.u.	6.5 - 9	---	6.5 - 9	---	6.5 - 9	---	6.5 - 9	---	6.5 - 9	---	---	---	6.5 - 9	---	---	---	---	10.10	AZ Agricultural Livestock Watering AZ Aquatic and Wildlife - Ephemeral Acute AZ Aquatic and Wildlife - Warm Water Acute AZ Aquatic and Wildlife - Warm Water Chronic AZ Full Body Contact AZ Partial Body Contact
Specific Conductance (Field)	uS/cm	---	---	---	---	---	---	---	---	---	---	---	---	---	---	---	---	---	446	---
Temperature (Field)	Deg C	---	---	---	---	---	---	---	---	---	---	---	---	---	---	---	---	---	26.70	---
Turbidity (Field)	NTUs	---	---	---	---	---	---	---	---	---	---	---	---	---	---	---	---	---	4.50	---
Inorganics																				
Alkalinity (as CaCO3)	mg/l	---	---	---	---	---	---	---	---	---	---	---	---	---	---	---	232	---	---	---
Bicarbonate (Calculated by M&A)	mg/l	---	---	---	---	---	---	---	---	---	---	---	---	---	---	---	92.7	---	---	---
Bicarbonate Alkalinity (as CaCO3)	mg/l	---	---	---	---	---	---	---	---	---	---	---	---	---	---	---	76.0	---	---	---
Bromide	mg/l	---	---	---	---	---	---	---	---	---	---	---	---	---	---	---	0.320	---	---	---
Carbonate (Calculated by M&A)	mg/l	---	---	---	---	---	---	---	---	---	---	---	---	---	---	---	93.60	---	---	---
Carbonate Alkalinity (as CaCO3)	mg/l	---	---	---	---	---	---	---	---	---	---	---	---	---	---	---	156.00	---	---	---
Chloride	mg/l	---	---	---	---	---	---	---	---	---	---	---	---	---	---	---	20.80	---	---	---
Cyanide, Total	mg/l	---	---	---	---	---	---	---	---	---	---	---	---	---	---	---	<0.010	---	---	---
Fluoride	mg/l	---	---	---	---	---	---	---	---	140	---	---	---	140	---	---	0.550	---	---	---
Hardness (as CaCO3)	mg/l	---	---	---	---	---	---	---	---	---	---	---	---	---	---	---	136	---	---	---
Nitrate as N	mg/l	---	---	---	---	---	---	---	---	3733.33	---	---	---	3733.33	---	---	<0.10	---	---	---
Nitrate+Nitrite as N	mg/l	---	---	---	---	---	---	---	---	---	---	---	---	---	---	---	<0.20	---	---	---
Nitrate+Nitrite as N (calculated by M&A)	mg/l	---	---	---	---	---	---	---	---	3733.33	---	---	---	3733.33	---	---	--	---	---	---
Nitrite as N	mg/l	---	---	---	---	---	---	---	---	233.33	---	---	---	233.33	---	---	<0.10	---	---	---
Silica	mg/l	---	---	---	---	---	---	---	---	---	---	---	---	---	---	---	10.3	---	---	---
Sulfate	mg/l	---	---	---	---	---	---	---	---	---	---	---	---	---	---	---	22.7	---	---	---
Sulfide	mg/l	---	---	---	---	---	---	---	---	---	---	---	---	---	---	---	<1.00	---	---	---
Lab Parameters																				
Color	Color Units	---	---	---	---	---	---	---	---	---	---	---	---	---	---	---	61.0	---	---	---
Total Dissolved Solids (Laboratory)	mg/l	---	---	---	---	---	---	---	---	---	---	---	---	---	---	---	332	---	---	---
Total Suspended Solids	mg/l	---	---	---	---	---	---	---	---	---	---	---	---	---	---	---	<5.00	---	---	---
Metals																				
Aluminum	mg/l	---	---	---	---	---	---	---	---	---	---	---	---	---	---	---	0.0790	---	---	---
Antimony	mg/l	---	---	---	---	0.088	DIS	0.03	DIS	0.747	TRC	0.64	TRC	0.747	TRC	<0.00300	<0.00300	<0.00300	---	---
Arsenic	mg/l	0.2	TRC	0.44	DIS	0.34	DIS	0.15	DIS	0.03	TRC	0.08	TRC	0.28	TRC	0.00900	0.00800	0.00900	---	---
Barium	mg/l	---	---	---	---	---	---	---	---	98	TRC	---	---	98	TRC	0.0102	---	---	---	---
Beryllium	mg/l	---	---	---	---	---	---	---	---	1.867	TRC	0.084	TRC	1.867	TRC	<0.00200	<0.00200	<0.00200	---	---
Boron	mg/l	---	---	---	---	---	---	---	---	186.667	TRC	---	---	186.667	TRC	---	<0.0400	---	---	---
Cadmium	mg/l	0.05	---	0.030749	DIS	0.010611	DIS	0.000695	DIS	0.7	TRC	0.084	TRC	0.7	TRC	<0.001000	<0.000100	<0.000100	---	AZ Aquatic and Wildlife - Warm Water Chronic*
Calcium	mg/l	---	---	---	---	---	---	---	---	---	---	---	---	---	---	---	15.8	---	---	---
Chromium	mg/l	1	---	---	---	---	---	---	---	---	---	---	---	---	---	<0.00600	---	<0.00600	---	---

Station Name	Bored Spring
Sample ID	RESE-1001088
Sample Date	5/26/2004 2:00:00 PM
Basin	Lower Queen Creek Watershed
Sub-basin	unknown
QC Type	Original data

Surface Water Hydrochemical Data

MONTGOMERY & ASSOCIATES

Parameters and Constituents		Standards														Results				
Name	Units	AZ Agricultural Livestock Watering		AZ Aquatic and Wildlife - Ephemeral Acute		AZ Aquatic and Wildlife - Warm Water Acute		AZ Aquatic and Wildlife - Warm Water Chronic		AZ Full Body Contact		AZ Fish Consumption		AZ Partial Body Contact		Dissolved Results	Total Results	Total Recoverable Results	Field Results	Use Exceeded
		Standard	Fraction	Standard	Fraction	Standard	Fraction	Standard	Fraction	Standard	Fraction	Standard	Fraction	Standard	Fraction					
Metals																				
Chromium, Hexavalent‡	mg/l	---	---	0.034	DIS	0.016	DIS	0.011	DIS	2.8	TRC	0.15	TRC	2.8	TRC	<0.00600	---	<0.00600	---	---
Chromium, Trivalent‡	mg/l	---	---	2.4591	TRC	0.73293	TRC	0.09534	TRC	1400	TRC	75	TRC	1400	TRC	<0.00600	---	<0.00600	---	---
Cobalt	mg/l	---	---	---	---	---	---	---	---	---	---	---	---	---	---	---	<0.00600	---	---	---
Copper	mg/l	0.5	TRC	0.03108	DIS	0.01796	DIS	0.01165	DIS	1.3	TRC	---	---	1.3	TRC	0.02210	0.02540	0.02480	---	AZ Aquatic and Wildlife - Warm Water Acute AZ Aquatic and Wildlife - Warm Water Chronic
Iron	mg/l	---	---	---	---	---	---	1	DIS	---	---	---	---	---	---	---	0.0920	---	---	---
Lead	mg/l	0.1	TRC	0.190175	DIS	0.090111	DIS	0.003512	DIS	0.015	TRC	---	---	0.015	TRC	<0.003000	<0.003000	<0.003000	---	---
Magnesium	mg/l	---	---	---	---	---	---	---	---	---	---	---	---	---	---	---	23.4	---	---	---
Manganese	mg/l	---	---	---	---	---	---	---	---	130.667	---	---	---	130.667	---	---	---	0.0469	---	---
Mercury	mg/l	0.01	TRC	0.005	DIS	0.0024	DIS	0.00001	DIS	0.28	TRC	---	---	0.28	TRC	<0.00020	<0.00020	---	---	AZ Aquatic and Wildlife - Warm Water Chronic*
Molybdenum	mg/l	---	---	---	---	---	---	---	---	---	---	---	---	---	---	---	0.01320	---	---	---
Nickel	mg/l	---	---	5.39379	DIS	0.60735	DIS	0.06746	DIS	28	TRC	0.511	TRC	28	TRC	<0.01000	---	<0.01000	---	---
Potassium	mg/l	---	---	---	---	---	---	---	---	---	---	---	---	---	---	---	11.20	---	---	---
Selenium	mg/l	0.05	TRC	0.033	TRC	---	---	0.002	TRC	4.667	TRC	0.667	TRC	4.667	TRC	---	<0.00300	<0.00300	---	AZ Aquatic and Wildlife - Warm Water Chronic*
Silver	mg/l	---	---	0.005459	DIS	0.005459	DIS	---	---	4.667	TRC	8	TRC	4.667	TRC	<0.000100	<0.000100	<0.000100	---	---
Sodium	mg/l	---	---	---	---	---	---	---	---	---	---	---	---	---	---	---	53.0	---	---	---
Thallium	mg/l	---	---	---	---	0.7	DIS	0.15	DIS	0.075	TRC	0.001	TRC	0.075	TRC	<0.00200	<0.00200	---	---	AZ Fish Consumption*
Uranium	mg/l	---	---	---	---	---	---	---	---	2.8	---	---	---	2.8	---	---	<0.0003	---	---	---
Zinc	mg/l	25	TRC	1.443	DIS	0.1521	DIS	0.1521	DIS	280	TRC	5.106	TRC	280	TRC	<0.0050	<0.0050	<0.0050	---	---
Other																				
Anions (Laboratory)	meq/l	---	---	---	---	---	---	---	---	---	---	---	---	---	---	---	5.73	---	---	---
Cations (Laboratory)	meq/l	---	---	---	---	---	---	---	---	---	---	---	---	---	---	---	5.33	---	---	---
Ion Balance (Laboratory)	%	---	---	---	---	---	---	---	---	---	---	---	---	---	---	---	-3.62	---	---	---
Total Dissolved Solids (Calc by Lab)	mg/l	---	---	---	---	---	---	---	---	---	---	---	---	---	---	---	300	---	---	---
Radiologicals																				
Gross Alpha	pCi/l	---	---	---	---	---	---	---	---	---	---	---	---	---	---	---	<2.90	---	---	---
Gross Beta	pCi/l	---	---	---	---	---	---	---	---	---	---	---	---	---	---	---	11.2	---	---	---
Radionuclides																				
Radium 226	pCi/l	---	---	---	---	---	---	---	---	---	---	---	---	---	---	---	<0.90	---	---	---
Radium 226 + Radium 228	pCi/l	---	---	---	---	---	---	---	---	---	---	---	---	---	---	---	--	---	---	---
Radium 228	pCi/l	---	---	---	---	---	---	---	---	---	---	---	---	---	---	---	<1.40	---	---	---

The hardness value used for calculation of hardness-dependent standards is the hardness of the sample itself, not the hardness of a receiving water.

* Detection limit exceeds standard

‡ For comparison only - no analysis exists

Station Name	Bored Spring
Sample ID	RESE-1001164
Sample Date	11/3/2004
Basin	Lower Queen Creek Watershed
Sub-basin	unknown
QC Type	Field duplicates

Surface Water Hydrochemical Data

MONTGOMERY & ASSOCIATES

Parameters and Constituents		Standards														Results				
Name	Units	AZ Agricultural Livestock Watering		AZ Aquatic and Wildlife - Ephemeral Acute		AZ Aquatic and Wildlife - Warm Water Acute		AZ Aquatic and Wildlife - Warm Water Chronic		AZ Full Body Contact		AZ Fish Consumption		AZ Partial Body Contact		Dissolved Results	Total Results	Total Recoverable Results	Field Results	Use Exceeded
		Standard	Fraction	Standard	Fraction	Standard	Fraction	Standard	Fraction	Standard	Fraction	Standard	Fraction	Standard	Fraction					
Bacteria																				
E. Coli	MPN/100ml	---	---	---	---	---	---	---	---	235	---	---	---	575	---	---	<2.0	---	---	---
Total Coliforms	MPN/100ml	---	---	---	---	---	---	---	---	---	---	---	---	---	---	---	26.0	---	---	---
Field Parameters																				
Flow Rate	gallons/minute	---	---	---	---	---	---	---	---	---	---	---	---	---	---	---	---	---	<0.10	---
Inorganics																				
Alkalinity (as CaCO3)	mg/l	---	---	---	---	---	---	---	---	---	---	---	---	---	---	---	300	---	---	---
Bicarbonate (Calculated by M&A)	mg/l	---	---	---	---	---	---	---	---	---	---	---	---	---	---	---	366.0	---	---	---
Bicarbonate Alkalinity (as CaCO3)	mg/l	---	---	---	---	---	---	---	---	---	---	---	---	---	---	---	300.0	---	---	---
Bromide	mg/l	---	---	---	---	---	---	---	---	---	---	---	---	---	---	---	0.140	---	---	---
Carbonate (Calculated by M&A)	mg/l	---	---	---	---	---	---	---	---	---	---	---	---	---	---	---	--	---	---	---
Carbonate Alkalinity (as CaCO3)	mg/l	---	---	---	---	---	---	---	---	---	---	---	---	---	---	---	<1.00	---	---	---
Chloride	mg/l	---	---	---	---	---	---	---	---	---	---	---	---	---	---	---	9.77	---	---	---
Fluoride	mg/l	---	---	---	---	---	---	---	---	140	---	---	---	140	---	---	0.300	---	---	---
Hardness (as CaCO3)	mg/l	---	---	---	---	---	---	---	---	---	---	---	---	---	---	---	245	---	---	---
Nitrate as N	mg/l	---	---	---	---	---	---	---	---	3733.33	---	---	---	3733.33	---	---	<0.10	---	---	---
Nitrate+Nitrite as N	mg/l	---	---	---	---	---	---	---	---	---	---	---	---	---	---	---	<0.20	---	---	---
Nitrate+Nitrite as N (calculated by M&A)	mg/l	---	---	---	---	---	---	---	---	3733.33	---	---	---	3733.33	---	---	--	---	---	---
Nitrite as N	mg/l	---	---	---	---	---	---	---	---	233.33	---	---	---	233.33	---	---	<0.10	---	---	---
Ortho-Phosphate	mg/l	---	---	---	---	---	---	---	---	---	---	---	---	---	---	---	<0.50	---	---	---
Silica	mg/l	---	---	---	---	---	---	---	---	---	---	---	---	---	---	---	41.4	---	---	---
Sulfate	mg/l	---	---	---	---	---	---	---	---	---	---	---	---	---	---	---	35.0	---	---	---
Sulfide	mg/l	---	---	---	---	---	---	---	---	---	---	---	---	---	---	---	<1.00	---	---	---
Lab Parameters																				
Color	Color Units	---	---	---	---	---	---	---	---	---	---	---	---	---	---	---	<1.0	---	---	---
Total Dissolved Solids (Laboratory)	mg/l	---	---	---	---	---	---	---	---	---	---	---	---	---	---	---	334	---	---	---
Total Suspended Solids	mg/l	---	---	---	---	---	---	---	---	---	---	---	---	---	---	---	<5.00	---	---	---
Metals																				
Aluminum	mg/l	---	---	---	---	---	---	---	---	---	---	---	---	---	---	---	<0.0200	---	---	---
Antimony	mg/l	---	---	---	---	0.088	DIS	0.03	DIS	0.747	TRC	0.64	TRC	0.747	TRC	<0.00300	<0.00300	<0.00300	---	---
Arsenic	mg/l	0.2	TRC	0.44	DIS	0.34	DIS	0.15	DIS	0.03	TRC	0.08	TRC	0.28	TRC	<0.00300	<0.00300	<0.00300	---	---
Barium	mg/l	---	---	---	---	---	---	---	---	98	TRC	---	---	98	TRC	0.0128	---	---	---	---
Beryllium	mg/l	---	---	---	---	---	---	---	---	1.867	TRC	0.084	TRC	1.867	TRC	<0.00200	<0.00200	<0.00200	---	---
Boron	mg/l	---	---	---	---	---	---	---	---	186.667	TRC	---	---	186.667	TRC	---	<0.0400	---	---	---
Cadmium	mg/l	0.05	---	0.054458	DIS	0.018792	DIS	0.001045	DIS	0.7	TRC	0.084	TRC	0.7	TRC	<0.000100	<0.000100	<0.000100	---	---
Calcium	mg/l	---	---	---	---	---	---	---	---	---	---	---	---	---	---	---	42.3	---	---	---
Chromium	mg/l	1	---	---	---	---	---	---	---	---	---	---	---	---	---	<0.00600	---	<0.00600	---	---
Chromium, Hexavalent‡	mg/l	---	---	0.034	DIS	0.016	DIS	0.011	DIS	2.8	TRC	0.15	TRC	2.8	TRC	<0.00600	---	<0.00600	---	---
Chromium, Trivalent‡	mg/l	---	---	3.98231	TRC	1.18692	TRC	0.15439	TRC	1400	TRC	75	TRC	1400	TRC	<0.00600	---	<0.00600	---	---
Cobalt	mg/l	---	---	---	---	---	---	---	---	---	---	---	---	---	---	---	<0.00600	---	---	---
Copper	mg/l	0.5	TRC	0.05411	DIS	0.03126	DIS	0.01926	DIS	1.3	TRC	---	---	1.3	TRC	<0.00300	<0.00300	<0.00300	---	---
Iron	mg/l	---	---	---	---	---	---	1	DIS	---	---	---	---	---	---	---	0.0940	---	---	---
Lead	mg/l	0.1	TRC	0.356074	DIS	0.16872	DIS	0.006575	DIS	0.015	TRC	---	---	0.015	TRC	<0.003000	<0.003000	<0.003000	---	---
Magnesium	mg/l	---	---	---	---	---	---	---	---	---	---	---	---	---	---	---	33.7	---	---	---
Manganese	mg/l	---	---	---	---	---	---	---	---	130.667	---	---	---	130.667	---	---	---	0.0179	---	---
Mercury	mg/l	0.01	TRC	0.005	DIS	0.0024	DIS	0.00001	DIS	0.28	TRC	---	---	0.28	TRC	<0.00020	<0.00020	---	---	AZ Aquatic and Wildlife - Warm Water Chronic*
Molybdenum	mg/l	---	---	---	---	---	---	---	---	---	---	---	---	---	---	---	0.01370	---	---	---

Surface Water Hydrochemical Data

Station Name	Bored Spring
Sample ID	RESE-1001164
Sample Date	11/3/2004
Basin	Lower Queen Creek Watershed
Sub-basin	unknown
QC Type	Field duplicates

Parameters and Constituents		Standards														Results				
Name	Units	AZ Agricultural Livestock Watering		AZ Aquatic and Wildlife - Ephemeral Acute		AZ Aquatic and Wildlife - Warm Water Acute		AZ Aquatic and Wildlife - Warm Water Chronic		AZ Full Body Contact		AZ Fish Consumption		AZ Partial Body Contact		Dissolved Results	Total Results	Total Recoverable Results	Field Results	Use Exceeded
		Standard	Fraction	Standard	Fraction	Standard	Fraction	Standard	Fraction	Standard	Fraction	Standard	Fraction	Standard	Fraction					
Metals																				
Nickel	mg/l	---	---	8.87472	DIS	0.99931	DIS	0.11099	DIS	28	TRC	0.511	TRC	28	TRC	<0.01000	---	<0.01000	---	---
Potassium	mg/l	---	---	---	---	---	---	---	---	---	---	---	---	---	---	---	5.40	---	---	---
Selenium	mg/l	0.05	TRC	0.033	TRC	---	---	0.002	TRC	4.667	TRC	0.667	TRC	4.667	TRC	---	<0.00300	<0.00300	---	AZ Aquatic and Wildlife - Warm Water Chronic*
Silver	mg/l	---	---	0.015024	DIS	0.015024	DIS	---	---	4.667	TRC	8	TRC	4.667	TRC	<0.000100	<0.000100	<0.000100	---	---
Sodium	mg/l	---	---	---	---	---	---	---	---	---	---	---	---	---	---	---	25.8	---	---	---
Thallium	mg/l	---	---	---	---	0.7	DIS	0.15	DIS	0.075	TRC	0.001	TRC	0.075	TRC	<0.00200	<0.00200	---	---	AZ Fish Consumption*
Zinc	mg/l	25	TRC	2.376	DIS	0.2504	DIS	0.2504	DIS	280	TRC	5.106	TRC	280	TRC	<0.0050	<0.0050	<0.0050	---	---
Other																				
Anions (Laboratory)	meq/l	---	---	---	---	---	---	---	---	---	---	---	---	---	---	---	7.02	---	---	---
Cations (Laboratory)	meq/l	---	---	---	---	---	---	---	---	---	---	---	---	---	---	---	6.14	---	---	---
Ion Balance (Laboratory)	%	---	---	---	---	---	---	---	---	---	---	---	---	---	---	---	-6.70	---	---	---
Total Dissolved Solids (Calc by Lab)	mg/l	---	---	---	---	---	---	---	---	---	---	---	---	---	---	---	385	---	---	---

The hardness value used for calculation of hardness-dependent standards is the hardness of the sample itself, not the hardness of a receiving water.
* Detection limit exceeds standard
‡ For comparison only - no analysis exists

Station Name	Bored Spring
Sample ID	RESE-1001163
Sample Date	11/3/2004 12:40:00 PM
Basin	Lower Queen Creek Watershed
Sub-basin	unknown
QC Type	Original data

Surface Water Hydrochemical Data

MONTGOMERY & ASSOCIATES

Parameters and Constituents		Standards														Results				
Name	Units	AZ Agricultural Livestock Watering		AZ Aquatic and Wildlife - Ephemeral Acute		AZ Aquatic and Wildlife - Warm Water Acute		AZ Aquatic and Wildlife - Warm Water Chronic		AZ Full Body Contact		AZ Fish Consumption		AZ Partial Body Contact		Dissolved Results	Total Results	Total Recoverable Results	Field Results	Use Exceeded
		Standard	Fraction	Standard	Fraction	Standard	Fraction	Standard	Fraction	Standard	Fraction	Standard	Fraction	Standard	Fraction					
Bacteria																				
E. Coli	MPN/100ml	---	---	---	---	---	---	---	---	235	---	---	---	575	---	---	<2.0	---	---	---
Total Coliforms	MPN/100ml	---	---	---	---	---	---	---	---	---	---	---	---	---	---	---	50.0	---	---	---
Field Parameters																				
Dissolved oxygen	mg/l	---	---	---	---	6	---	6	---	---	---	---	---	---	---	---	---	---	12.50	---
Flow Rate	gallons/minute	---	---	---	---	---	---	---	---	---	---	---	---	---	---	---	---	---	<0.10	---
pH (Field)	s.u.	6.5 - 9	---	6.5 - 9	---	6.5 - 9	---	6.5 - 9	---	6.5 - 9	---	---	---	6.5 - 9	---	---	---	---	7.90	---
Specific Conductance (Field)	uS/cm	---	---	---	---	---	---	---	---	---	---	---	---	---	---	---	---	---	540	---
Temperature (Field)	Deg C	---	---	---	---	---	---	---	---	---	---	---	---	---	---	---	---	---	11.70	---
Turbidity (Field)	NTUs	---	---	---	---	---	---	---	---	---	---	---	---	---	---	---	---	---	0.76	---
Inorganics																				
Alkalinity (as CaCO3)	mg/l	---	---	---	---	---	---	---	---	---	---	---	---	---	---	---	305	---	---	---
Bicarbonate (Calculated by M&A)	mg/l	---	---	---	---	---	---	---	---	---	---	---	---	---	---	---	372.1	---	---	---
Bicarbonate Alkalinity (as CaCO3)	mg/l	---	---	---	---	---	---	---	---	---	---	---	---	---	---	---	305.0	---	---	---
Bromide	mg/l	---	---	---	---	---	---	---	---	---	---	---	---	---	---	---	0.150	---	---	---
Carbonate (Calculated by M&A)	mg/l	---	---	---	---	---	---	---	---	---	---	---	---	---	---	---	--	---	---	---
Carbonate Alkalinity (as CaCO3)	mg/l	---	---	---	---	---	---	---	---	---	---	---	---	---	---	---	<1.00	---	---	---
Chloride	mg/l	---	---	---	---	---	---	---	---	---	---	---	---	---	---	---	9.95	---	---	---
Fluoride	mg/l	---	---	---	---	---	---	---	---	140	---	---	---	140	---	---	0.290	---	---	---
Hardness (as CaCO3)	mg/l	---	---	---	---	---	---	---	---	---	---	---	---	---	---	---	245	---	---	---
Nitrate as N	mg/l	---	---	---	---	---	---	---	---	3733.33	---	---	---	3733.33	---	---	<0.10	---	---	---
Nitrate+Nitrite as N	mg/l	---	---	---	---	---	---	---	---	---	---	---	---	---	---	---	<0.20	---	---	---
Nitrate+Nitrite as N (calculated by M&A)	mg/l	---	---	---	---	---	---	---	---	3733.33	---	---	---	3733.33	---	---	--	---	---	---
Nitrite as N	mg/l	---	---	---	---	---	---	---	---	233.33	---	---	---	233.33	---	---	<0.10	---	---	---
Ortho-Phosphate	mg/l	---	---	---	---	---	---	---	---	---	---	---	---	---	---	---	<0.50	---	---	---
Silica	mg/l	---	---	---	---	---	---	---	---	---	---	---	---	---	---	---	41.0	---	---	---
Sulfate	mg/l	---	---	---	---	---	---	---	---	---	---	---	---	---	---	---	34.2	---	---	---
Sulfide	mg/l	---	---	---	---	---	---	---	---	---	---	---	---	---	---	---	<1.00	---	---	---
Lab Parameters																				
Color	Color Units	---	---	---	---	---	---	---	---	---	---	---	---	---	---	---	<1.0	---	---	---
Total Dissolved Solids (Laboratory)	mg/l	---	---	---	---	---	---	---	---	---	---	---	---	---	---	---	354	---	---	---
Total Suspended Solids	mg/l	---	---	---	---	---	---	---	---	---	---	---	---	---	---	---	<5.00	---	---	---
Metals																				
Aluminum	mg/l	---	---	---	---	---	---	---	---	---	---	---	---	---	---	---	<0.0200	---	---	---
Antimony	mg/l	---	---	---	---	0.088	DIS	0.03	DIS	0.747	TRC	0.64	TRC	0.747	TRC	<0.00300	<0.00300	<0.00300	---	---
Arsenic	mg/l	0.2	TRC	0.44	DIS	0.34	DIS	0.15	DIS	0.03	TRC	0.08	TRC	0.28	TRC	<0.00300	<0.00300	<0.00300	---	---
Barium	mg/l	---	---	---	---	---	---	---	---	98	TRC	---	---	98	TRC	0.0132	---	---	---	---
Beryllium	mg/l	---	---	---	---	---	---	---	---	1.867	TRC	0.084	TRC	1.867	TRC	<0.00200	<0.00200	<0.00200	---	---
Boron	mg/l	---	---	---	---	---	---	---	---	186.667	TRC	---	---	186.667	TRC	---	<0.0400	---	---	---
Cadmium	mg/l	0.05	---	0.054458	DIS	0.018792	DIS	0.001045	DIS	0.7	TRC	0.084	TRC	0.7	TRC	<0.000100	<0.000100	<0.000100	---	---
Calcium	mg/l	---	---	---	---	---	---	---	---	---	---	---	---	---	---	---	42.5	---	---	---
Chromium	mg/l	1	---	---	---	---	---	---	---	---	---	---	---	---	---	<0.00600	---	<0.00600	---	---
Chromium, Hexavalent‡	mg/l	---	---	0.034	DIS	0.016	DIS	0.011	DIS	2.8	TRC	0.15	TRC	2.8	TRC	<0.00600	---	<0.00600	---	---
Chromium, Trivalent‡	mg/l	---	---	3.98231	TRC	1.18692	TRC	0.15439	TRC	1400	TRC	75	TRC	1400	TRC	<0.00600	---	<0.00600	---	---
Cobalt	mg/l	---	---	---	---	---	---	---	---	---	---	---	---	---	---	---	<0.00600	---	---	---
Copper	mg/l	0.5	TRC	0.05411	DIS	0.03126	DIS	0.01926	DIS	1.3	TRC	---	---	1.3	TRC	<0.00300	<0.00300	<0.00300	---	---
Iron	mg/l	---	---	---	---	---	---	1	DIS	---	---	---	---	---	---	---	0.0990	---	---	---

Surface Water Hydrochemical Data

Station Name	Bored Spring
Sample ID	RESE-1001163
Sample Date	11/3/2004 12:40:00 PM
Basin	Lower Queen Creek Watershed
Sub-basin	unknown
QC Type	Original data

Parameters and Constituents		Standards														Results				
Name	Units	AZ Agricultural Livestock Watering		AZ Aquatic and Wildlife - Ephemeral Acute		AZ Aquatic and Wildlife - Warm Water Acute		AZ Aquatic and Wildlife - Warm Water Chronic		AZ Full Body Contact		AZ Fish Consumption		AZ Partial Body Contact		Dissolved Results	Total Results	Total Recoverable Results	Field Results	Use Exceeded
		Standard	Fraction	Standard	Fraction	Standard	Fraction	Standard	Fraction	Standard	Fraction	Standard	Fraction	Standard	Fraction					
Metals																				
Lead	mg/l	0.1	TRC	0.356074	DIS	0.16872	DIS	0.006575	DIS	0.015	TRC	---	---	0.015	TRC	<0.003000	<0.003000	<0.003000	---	---
Magnesium	mg/l	---	---	---	---	---	---	---	---	---	---	---	---	---	---	---	33.8	---	---	---
Manganese	mg/l	---	---	---	---	---	---	---	---	130.667	---	---	---	130.667	---	---	---	0.0187	---	---
Mercury	mg/l	0.01	TRC	0.005	DIS	0.0024	DIS	0.00001	DIS	0.28	TRC	---	---	0.28	TRC	<0.00020	<0.00020	---	---	AZ Aquatic and Wildlife - Warm Water Chronic*
Molybdenum	mg/l	---	---	---	---	---	---	---	---	---	---	---	---	---	---	---	0.01420	---	---	---
Nickel	mg/l	---	---	8.87472	DIS	0.99931	DIS	0.11099	DIS	28	TRC	0.511	TRC	28	TRC	<0.01000	---	<0.01000	---	---
Potassium	mg/l	---	---	---	---	---	---	---	---	---	---	---	---	---	---	---	5.40	---	---	---
Selenium	mg/l	0.05	TRC	0.033	TRC	---	---	0.002	TRC	4.667	TRC	0.667	TRC	4.667	TRC	---	<0.00300	<0.00300	---	AZ Aquatic and Wildlife - Warm Water Chronic*
Silver	mg/l	---	---	0.015024	DIS	0.015024	DIS	---	---	4.667	TRC	8	TRC	4.667	TRC	<0.000100	<0.000100	<0.000100	---	---
Sodium	mg/l	---	---	---	---	---	---	---	---	---	---	---	---	---	---	---	25.9	---	---	---
Thallium	mg/l	---	---	---	---	0.7	DIS	0.15	DIS	0.075	TRC	0.001	TRC	0.075	TRC	<0.00200	<0.00200	---	---	AZ Fish Consumption*
Zinc	mg/l	25	TRC	2.376	DIS	0.2504	DIS	0.2504	DIS	280	TRC	5.106	TRC	280	TRC	<0.0050	<0.0050	<0.0050	---	---
Other																				
Anions (Laboratory)	meq/l	---	---	---	---	---	---	---	---	---	---	---	---	---	---	---	7.10	---	---	---
Cations (Laboratory)	meq/l	---	---	---	---	---	---	---	---	---	---	---	---	---	---	---	6.17	---	---	---
Ion Balance (Laboratory)	%	---	---	---	---	---	---	---	---	---	---	---	---	---	---	---	-7.00	---	---	---
Total Dissolved Solids (Calc by Lab)	mg/l	---	---	---	---	---	---	---	---	---	---	---	---	---	---	---	387	---	---	---

The hardness value used for calculation of hardness-dependent standards is the hardness of the sample itself, not the hardness of a receiving water.
* Detection limit exceeds standard
‡ For comparison only - no analysis exists

Station Name	Bored Spring
Sample ID	RESE-1001188
Sample Date	2/9/2005 12:55:00 PM
Basin	Lower Queen Creek Watershed
Sub-basin	unknown
QC Type	Original data

Surface Water Hydrochemical Data

MONTGOMERY & ASSOCIATES

Parameters and Constituents		Standards														Results				
Name	Units	AZ Agricultural Livestock Watering		AZ Aquatic and Wildlife - Ephemeral Acute		AZ Aquatic and Wildlife - Warm Water Acute		AZ Aquatic and Wildlife - Warm Water Chronic		AZ Full Body Contact		AZ Fish Consumption		AZ Partial Body Contact		Dissolved Results	Total Results	Total Recoverable Results	Field Results	Use Exceeded
		Standard	Fraction	Standard	Fraction	Standard	Fraction	Standard	Fraction	Standard	Fraction	Standard	Fraction	Standard	Fraction					
Bacteria																				
E. Coli	MPN/100ml	---	---	---	---	---	---	---	---	235	---	---	---	575	---	---	2.0	---	---	---
Total Coliforms	MPN/100ml	---	---	---	---	---	---	---	---	---	---	---	---	---	---	---	17.0	---	---	---
Field Parameters																				
Dissolved oxygen	mg/l	---	---	---	---	6	---	6	---	---	---	---	---	---	---	---	---	---	6.37	---
Flow Rate	gallons/minute	---	---	---	---	---	---	---	---	---	---	---	---	---	---	---	---	---	1.06	---
pH (Field)	s.u.	6.5 - 9	---	6.5 - 9	---	6.5 - 9	---	6.5 - 9	---	6.5 - 9	---	---	---	6.5 - 9	---	---	---	---	7.70	---
Specific Conductance (Field)	uS/cm	---	---	---	---	---	---	---	---	---	---	---	---	---	---	---	---	---	598	---
Temperature (Field)	Deg C	---	---	---	---	---	---	---	---	---	---	---	---	---	---	---	---	---	18.50	---
Turbidity (Field)	NTUs	---	---	---	---	---	---	---	---	---	---	---	---	---	---	---	---	---	7.69	---
Inorganics																				
Alkalinity (as CaCO3)	mg/l	---	---	---	---	---	---	---	---	---	---	---	---	---	---	---	269	---	---	---
Bicarbonate (Calculated by M&A)	mg/l	---	---	---	---	---	---	---	---	---	---	---	---	---	---	---	328.2	---	---	---
Bicarbonate Alkalinity (as CaCO3)	mg/l	---	---	---	---	---	---	---	---	---	---	---	---	---	---	---	269.0	---	---	---
Bromide	mg/l	---	---	---	---	---	---	---	---	---	---	---	---	---	---	---	0.163	---	---	---
Carbonate (Calculated by M&A)	mg/l	---	---	---	---	---	---	---	---	---	---	---	---	---	---	---	--	---	---	---
Carbonate Alkalinity (as CaCO3)	mg/l	---	---	---	---	---	---	---	---	---	---	---	---	---	---	---	<1.00	---	---	---
Chloride	mg/l	---	---	---	---	---	---	---	---	---	---	---	---	---	---	---	9.37	---	---	---
Fluoride	mg/l	---	---	---	---	---	---	---	---	140	---	---	---	140	---	---	0.405	---	---	---
Hardness (as CaCO3)	mg/l	---	---	---	---	---	---	---	---	---	---	---	---	---	---	---	254	---	---	---
Nitrate as N	mg/l	---	---	---	---	---	---	---	---	3733.33	---	---	---	3733.33	---	---	0.14	---	---	---
Nitrate+Nitrite as N	mg/l	---	---	---	---	---	---	---	---	---	---	---	---	---	---	---	<0.20	---	---	---
Nitrate+Nitrite as N (calculated by M&A)	mg/l	---	---	---	---	---	---	---	---	3733.33	---	---	---	3733.33	---	---	0.14	---	---	---
Nitrite as N	mg/l	---	---	---	---	---	---	---	---	233.33	---	---	---	233.33	---	---	<0.10	---	---	---
Ortho-Phosphate	mg/l	---	---	---	---	---	---	---	---	---	---	---	---	---	---	---	<0.50	---	---	---
Silica	mg/l	---	---	---	---	---	---	---	---	---	---	---	---	---	---	---	37.2	---	---	---
Sulfate	mg/l	---	---	---	---	---	---	---	---	---	---	---	---	---	---	---	44.7	---	---	---
Sulfide	mg/l	---	---	---	---	---	---	---	---	---	---	---	---	---	---	---	<1.00	---	---	---
Lab Parameters																				
Color	Color Units	---	---	---	---	---	---	---	---	---	---	---	---	---	---	---	<1.0	---	---	---
Total Dissolved Solids (Laboratory)	mg/l	---	---	---	---	---	---	---	---	---	---	---	---	---	---	---	353	---	---	---
Total Suspended Solids	mg/l	---	---	---	---	---	---	---	---	---	---	---	---	---	---	---	<5.00	---	---	---
Metals																				
Aluminum	mg/l	---	---	---	---	---	---	---	---	---	---	---	---	---	---	---	<0.0300	---	---	---
Antimony	mg/l	---	---	---	---	0.088	DIS	0.03	DIS	0.747	TRC	0.64	TRC	0.747	TRC	<0.00300	<0.00300	<0.00300	---	---
Arsenic	mg/l	0.2	TRC	0.44	DIS	0.34	DIS	0.15	DIS	0.03	TRC	0.08	TRC	0.28	TRC	<0.00300	<0.00300	<0.00300	---	---
Barium	mg/l	---	---	---	---	---	---	---	---	98	TRC	---	---	98	TRC	0.0115	---	---	---	---
Beryllium	mg/l	---	---	---	---	---	---	---	---	1.867	TRC	0.084	TRC	1.867	TRC	<0.00200	<0.00200	<0.00200	---	---
Boron	mg/l	---	---	---	---	---	---	---	---	186.667	TRC	---	---	186.667	TRC	---	<0.0400	---	---	---
Cadmium	mg/l	0.05	---	0.056398	DIS	0.019461	DIS	0.001072	DIS	0.7	TRC	0.084	TRC	0.7	TRC	<0.000200	<0.000200	<0.000200	---	---
Calcium	mg/l	---	---	---	---	---	---	---	---	---	---	---	---	---	---	---	43.6	---	---	---
Chromium	mg/l	1	---	---	---	---	---	---	---	---	---	---	---	---	---	<0.00600	---	<0.00600	---	---
Chromium, Hexavalent‡	mg/l	---	---	0.034	DIS	0.016	DIS	0.011	DIS	2.8	TRC	0.15	TRC	2.8	TRC	<0.00600	---	<0.00600	---	---
Chromium, Trivalent‡	mg/l	---	---	4.10173	TRC	1.22251	TRC	0.15902	TRC	1400	TRC	75	TRC	1400	TRC	<0.00600	---	<0.00600	---	---
Cobalt	mg/l	---	---	---	---	---	---	---	---	---	---	---	---	---	---	---	<0.00600	---	---	---
Copper	mg/l	0.5	TRC	0.05598	DIS	0.03234	DIS	0.01986	DIS	1.3	TRC	---	---	1.3	TRC	<0.01000	<0.01000	<0.01000	---	---
Iron	mg/l	---	---	---	---	---	---	1	DIS	---	---	---	---	---	---	---	<0.0600	---	---	---

Surface Water Hydrochemical Data

Station Name	Bored Spring
Sample ID	RESE-1001188
Sample Date	2/9/2005 12:55:00 PM
Basin	Lower Queen Creek Watershed
Sub-basin	unknown
QC Type	Original data

Parameters and Constituents		Standards														Results				
Name	Units	AZ Agricultural Livestock Watering		AZ Aquatic and Wildlife - Ephemeral Acute		AZ Aquatic and Wildlife - Warm Water Acute		AZ Aquatic and Wildlife - Warm Water Chronic		AZ Full Body Contact		AZ Fish Consumption		AZ Partial Body Contact		Dissolved Results	Total Results	Total Recoverable Results	Field Results	Use Exceeded
		Standard	Fraction	Standard	Fraction	Standard	Fraction	Standard	Fraction	Standard	Fraction	Standard	Fraction	Standard	Fraction					
Metals																				
Lead	mg/l	0.1	TRC	0.369841	DIS	0.175243	DIS	0.006829	DIS	0.015	TRC	---	---	0.015	TRC	<0.003000	<0.003000	<0.003000	---	---
Magnesium	mg/l	---	---	---	---	---	---	---	---	---	---	---	---	---	---	---	35.1	---	---	---
Manganese	mg/l	---	---	---	---	---	---	---	---	130.667	---	---	---	130.667	---	---	---	0.0467	---	---
Mercury	mg/l	0.01	TRC	0.005	DIS	0.0024	DIS	0.00001	DIS	0.28	TRC	---	---	0.28	TRC	<0.00020	<0.00020	---	---	AZ Aquatic and Wildlife - Warm Water Chronic*
Molybdenum	mg/l	---	---	---	---	---	---	---	---	---	---	---	---	---	---	---	<0.00800	---	---	---
Nickel	mg/l	---	---	9.14976	DIS	1.03028	DIS	0.11443	DIS	28	TRC	0.511	TRC	28	TRC	<0.01000	---	<0.01000	---	---
Potassium	mg/l	---	---	---	---	---	---	---	---	---	---	---	---	---	---	---	3.89	---	---	---
Selenium	mg/l	0.05	TRC	0.033	TRC	---	---	0.002	TRC	4.667	TRC	0.667	TRC	4.667	TRC	---	<0.00300	<0.00300	---	AZ Aquatic and Wildlife - Warm Water Chronic*
Silver	mg/l	---	---	0.015986	DIS	0.015986	DIS	---	---	4.667	TRC	8	TRC	4.667	TRC	<0.000100	<0.000100	<0.000100	---	---
Sodium	mg/l	---	---	---	---	---	---	---	---	---	---	---	---	---	---	---	28.3	---	---	---
Thallium	mg/l	---	---	---	---	0.7	DIS	0.15	DIS	0.075	TRC	0.001	TRC	0.075	TRC	<0.00200	<0.00200	---	---	AZ Fish Consumption*
Zinc	mg/l	25	TRC	2.4497	DIS	0.2581	DIS	0.2581	DIS	280	TRC	5.106	TRC	280	TRC	0.0120	0.0110	0.0110	---	---

The hardness value used for calculation of hardness-dependent standards is the hardness of the sample itself, not the hardness of a receiving water.
* Detection limit exceeds standard
‡ For comparison only - no analysis exists

Station Name	Bored Spring
Sample ID	RESE-1001204
Sample Date	5/3/2005 1:40:00 PM
Basin	Lower Queen Creek Watershed
Sub-basin	unknown
QC Type	Original data

Surface Water Hydrochemical Data

MONTGOMERY & ASSOCIATES

Parameters and Constituents		Standards														Results				
Name	Units	AZ Agricultural Livestock Watering		AZ Aquatic and Wildlife - Ephemeral Acute		AZ Aquatic and Wildlife - Warm Water Acute		AZ Aquatic and Wildlife - Warm Water Chronic		AZ Full Body Contact		AZ Fish Consumption		AZ Partial Body Contact		Dissolved Results	Total Results	Total Recoverable Results	Field Results	Use Exceeded
		Standard	Fraction	Standard	Fraction	Standard	Fraction	Standard	Fraction	Standard	Fraction	Standard	Fraction	Standard	Fraction					
Bacteria																				
E. Coli	MPN/100ml	---	---	---	---	---	---	---	---	235	---	---	---	575	---	---	<2.0	---	---	---
Total Coliforms	MPN/100ml	---	---	---	---	---	---	---	---	---	---	---	---	---	---	---	900.0	---	---	---
Field Parameters																				
Dissolved oxygen	mg/l	---	---	---	---	6	---	6	---	---	---	---	---	---	---	---	---	---	10.35	---
Flow Rate	gallons/minute	---	---	---	---	---	---	---	---	---	---	---	---	---	---	---	---	---	1.33	---
pH (Field)	s.u.	6.5 - 9	---	6.5 - 9	---	6.5 - 9	---	6.5 - 9	---	6.5 - 9	---	---	---	6.5 - 9	---	---	---	---	7.60	---
Specific Conductance (Field)	uS/cm	---	---	---	---	---	---	---	---	---	---	---	---	---	---	---	---	---	523	---
Temperature (Field)	Deg C	---	---	---	---	---	---	---	---	---	---	---	---	---	---	---	---	---	23.40	---
Turbidity (Field)	NTUs	---	---	---	---	---	---	---	---	---	---	---	---	---	---	---	---	---	0.38	---
Inorganics																				
Alkalinity (as CaCO3)	mg/l	---	---	---	---	---	---	---	---	---	---	---	---	---	---	---	246	---	---	---
Bicarbonate (Calculated by M&A)	mg/l	---	---	---	---	---	---	---	---	---	---	---	---	---	---	---	300.1	---	---	---
Bicarbonate Alkalinity (as CaCO3)	mg/l	---	---	---	---	---	---	---	---	---	---	---	---	---	---	---	246.0	---	---	---
Bromide	mg/l	---	---	---	---	---	---	---	---	---	---	---	---	---	---	---	0.175	---	---	---
Carbonate (Calculated by M&A)	mg/l	---	---	---	---	---	---	---	---	---	---	---	---	---	---	---	--	---	---	---
Carbonate Alkalinity (as CaCO3)	mg/l	---	---	---	---	---	---	---	---	---	---	---	---	---	---	---	<1.00	---	---	---
Chloride	mg/l	---	---	---	---	---	---	---	---	---	---	---	---	---	---	---	11.60	---	---	---
Fluoride	mg/l	---	---	---	---	---	---	---	---	140	---	---	---	140	---	---	0.318	---	---	---
Hardness (as CaCO3)	mg/l	---	---	---	---	---	---	---	---	---	---	---	---	---	---	---	251	---	---	---
Nitrate as N	mg/l	---	---	---	---	---	---	---	---	3733.33	---	---	---	3733.33	---	---	0.25	---	---	---
Nitrate+Nitrite as N	mg/l	---	---	---	---	---	---	---	---	---	---	---	---	---	---	---	0.25	---	---	---
Nitrate+Nitrite as N (calculated by M&A)	mg/l	---	---	---	---	---	---	---	---	3733.33	---	---	---	3733.33	---	---	0.25	---	---	---
Nitrite as N	mg/l	---	---	---	---	---	---	---	---	233.33	---	---	---	233.33	---	---	<0.10	---	---	---
Ortho-Phosphate	mg/l	---	---	---	---	---	---	---	---	---	---	---	---	---	---	---	<0.50	---	---	---
Silica	mg/l	---	---	---	---	---	---	---	---	---	---	---	---	---	---	---	36.4	---	---	---
Sulfate	mg/l	---	---	---	---	---	---	---	---	---	---	---	---	---	---	---	44.1	---	---	---
Sulfide	mg/l	---	---	---	---	---	---	---	---	---	---	---	---	---	---	---	<1.00	---	---	---
Lab Parameters																				
Color	Color Units	---	---	---	---	---	---	---	---	---	---	---	---	---	---	---	<1.0	---	---	---
Total Dissolved Solids (Laboratory)	mg/l	---	---	---	---	---	---	---	---	---	---	---	---	---	---	---	330	---	---	---
Total Suspended Solids	mg/l	---	---	---	---	---	---	---	---	---	---	---	---	---	---	---	<5.00	---	---	---
Metals																				
Aluminum	mg/l	---	---	---	---	---	---	---	---	---	---	---	---	---	---	---	<0.0300	---	---	---
Antimony	mg/l	---	---	---	---	0.088	DIS	0.03	DIS	0.747	TRC	0.64	TRC	0.747	TRC	<0.00300	<0.00300	<0.00300	---	---
Arsenic	mg/l	0.2	TRC	0.44	DIS	0.34	DIS	0.15	DIS	0.03	TRC	0.08	TRC	0.28	TRC	<0.00300	<0.00300	<0.00300	---	---
Barium	mg/l	---	---	---	---	---	---	---	---	98	TRC	---	---	98	TRC	0.0119	---	---	---	---
Beryllium	mg/l	---	---	---	---	---	---	---	---	1.867	TRC	0.084	TRC	1.867	TRC	<0.00200	<0.00200	<0.00200	---	---
Boron	mg/l	---	---	---	---	---	---	---	---	186.667	TRC	---	---	186.667	TRC	---	<0.0400	---	---	---
Cadmium	mg/l	0.05	---	0.055752	DIS	0.019238	DIS	0.001063	DIS	0.7	TRC	0.084	TRC	0.7	TRC	<0.000200	<0.000200	<0.000200	---	---
Calcium	mg/l	---	---	---	---	---	---	---	---	---	---	---	---	---	---	---	43.6	---	---	---
Chromium	mg/l	1	---	---	---	---	---	---	---	---	---	---	---	---	---	<0.00600	---	<0.00600	---	---
Chromium, Hexavalent‡	mg/l	---	---	0.034	DIS	0.016	DIS	0.011	DIS	2.8	TRC	0.15	TRC	2.8	TRC	<0.00600	---	<0.00600	---	---
Chromium, Trivalent‡	mg/l	---	---	4.06201	TRC	1.21067	TRC	0.15748	TRC	1400	TRC	75	TRC	1400	TRC	<0.00600	---	<0.00600	---	---
Cobalt	mg/l	---	---	---	---	---	---	---	---	---	---	---	---	---	---	---	<0.00600	---	---	---
Copper	mg/l	0.5	TRC	0.05536	DIS	0.03198	DIS	0.01966	DIS	1.3	TRC	---	---	1.3	TRC	<0.01000	<0.01000	<0.01000	---	---
Iron	mg/l	---	---	---	---	---	---	1	DIS	---	---	---	---	---	---	---	<0.0600	---	---	---

Station Name	Bored Spring
Sample ID	RESE-1001204
Sample Date	5/3/2005 1:40:00 PM
Basin	Lower Queen Creek Watershed
Sub-basin	unknown
QC Type	Original data

Surface Water Hydrochemical Data

MONTGOMERY & ASSOCIATES

Parameters and Constituents		Standards														Results				
Name	Units	AZ Agricultural Livestock Watering		AZ Aquatic and Wildlife - Ephemeral Acute		AZ Aquatic and Wildlife - Warm Water Acute		AZ Aquatic and Wildlife - Warm Water Chronic		AZ Full Body Contact		AZ Fish Consumption		AZ Partial Body Contact		Dissolved Results	Total Results	Total Recoverable Results	Field Results	Use Exceeded
		Standard	Fraction	Standard	Fraction	Standard	Fraction	Standard	Fraction	Standard	Fraction	Standard	Fraction	Standard	Fraction					
Metals																				
Lead	mg/l	0.1	TRC	0.365251	DIS	0.173068	DIS	0.006744	DIS	0.015	TRC	---	---	0.015	TRC	<0.003000	<0.003000	<0.003000	---	---
Magnesium	mg/l	---	---	---	---	---	---	---	---	---	---	---	---	---	---	---	34.5	---	---	---
Manganese	mg/l	---	---	---	---	---	---	---	---	130.667	---	---	---	130.667	---	---	---	0.0993	---	---
Mercury	mg/l	0.01	TRC	0.005	DIS	0.0024	DIS	0.00001	DIS	0.28	TRC	---	---	0.28	TRC	<0.00020	<0.00020	---	---	AZ Aquatic and Wildlife - Warm Water Chronic*
Molybdenum	mg/l	---	---	---	---	---	---	---	---	---	---	---	---	---	---	---	0.00980	---	---	---
Nickel	mg/l	---	---	9.05825	DIS	1.01997	DIS	0.11329	DIS	28	TRC	0.511	TRC	28	TRC	<0.01000	---	<0.01000	---	---
Potassium	mg/l	---	---	---	---	---	---	---	---	---	---	---	---	---	---	---	4.10	---	---	---
Selenium	mg/l	0.05	TRC	0.033	TRC	---	---	0.002	TRC	4.667	TRC	0.667	TRC	4.667	TRC	---	<0.00300	<0.00300	---	AZ Aquatic and Wildlife - Warm Water Chronic*
Silver	mg/l	---	---	0.015662	DIS	0.015662	DIS	---	---	4.667	TRC	8	TRC	4.667	TRC	<0.000100	<0.000100	<0.000100	---	---
Sodium	mg/l	---	---	---	---	---	---	---	---	---	---	---	---	---	---	---	22.7	---	---	---
Thallium	mg/l	---	---	---	---	0.7	DIS	0.15	DIS	0.075	TRC	0.001	TRC	0.075	TRC	<0.00200	<0.00200	---	---	AZ Fish Consumption*
Zinc	mg/l	25	TRC	2.4252	DIS	0.2556	DIS	0.2556	DIS	280	TRC	5.106	TRC	280	TRC	<0.0100	<0.0100	0.0150	---	---
Other																				
Anions (Laboratory)	meq/l	---	---	---	---	---	---	---	---	---	---	---	---	---	---	---	6.19	---	---	---
Cations (Laboratory)	meq/l	---	---	---	---	---	---	---	---	---	---	---	---	---	---	---	6.11	---	---	---
Ion Balance (Laboratory)	%	---	---	---	---	---	---	---	---	---	---	---	---	---	---	---	-0.70	---	---	---
Total Dissolved Solids (Calc by Lab)	mg/l	---	---	---	---	---	---	---	---	---	---	---	---	---	---	---	355	---	---	---

The hardness value used for calculation of hardness-dependent standards is the hardness of the sample itself, not the hardness of a receiving water.
* Detection limit exceeds standard
‡ For comparison only - no analysis exists

Station Name	Bored Spring
Sample ID	RESE-1001221
Sample Date	8/3/2005
Basin	Lower Queen Creek Watershed
Sub-basin	unknown
QC Type	Original data

Surface Water Hydrochemical Data

MONTGOMERY & ASSOCIATES

Parameters and Constituents		Standards														Results				
Name	Units	AZ Agricultural Livestock Watering		AZ Aquatic and Wildlife - Ephemeral Acute		AZ Aquatic and Wildlife - Warm Water Acute		AZ Aquatic and Wildlife - Warm Water Chronic		AZ Full Body Contact		AZ Fish Consumption		AZ Partial Body Contact		Dissolved Results	Total Results	Total Recoverable Results	Field Results	Use Exceeded
		Standard	Fraction	Standard	Fraction	Standard	Fraction	Standard	Fraction	Standard	Fraction	Standard	Fraction	Standard	Fraction					
Bacteria																				
E. Coli	MPN/100ml	---	---	---	---	---	---	---	---	235	---	---	---	575	---	---	<2.0	---	---	---
Total Coliforms	MPN/100ml	---	---	---	---	---	---	---	---	---	---	---	---	---	---	---	1600 ge	---	---	---
Field Parameters																				
Dissolved oxygen	mg/l	---	---	---	---	6	---	6	---	---	---	---	---	---	---	---	---	---	3.60	AZ Aquatic and Wildlife - Warm Water Acute† AZ Aquatic and Wildlife - Warm Water Chronic†
Flow Rate	gallons/minute	---	---	---	---	---	---	---	---	---	---	---	---	---	---	---	---	---	0.50 j	---
pH (Field)	s.u.	6.5 - 9	---	6.5 - 9	---	6.5 - 9	---	6.5 - 9	---	6.5 - 9	---	---	---	6.5 - 9	---	---	---	---	7.10	---
Specific Conductance (Field)	uS/cm	---	---	---	---	---	---	---	---	---	---	---	---	---	---	---	---	---	609	---
Temperature (Field)	Deg C	---	---	---	---	---	---	---	---	---	---	---	---	---	---	---	---	---	24.60	---
Turbidity (Field)	NTUs	---	---	---	---	---	---	---	---	---	---	---	---	---	---	---	---	---	1.92	---
Inorganics																				
Alkalinity (as CaCO3)	mg/l	---	---	---	---	---	---	---	---	---	---	---	---	---	---	---	265	---	---	---
Bicarbonate (Calculated by M&A)	mg/l	---	---	---	---	---	---	---	---	---	---	---	---	---	---	---	323.3	---	---	---
Bicarbonate Alkalinity (as CaCO3)	mg/l	---	---	---	---	---	---	---	---	---	---	---	---	---	---	---	265.0	---	---	---
Bromide	mg/l	---	---	---	---	---	---	---	---	---	---	---	---	---	---	---	0.247	---	---	---
Carbonate (Calculated by M&A)	mg/l	---	---	---	---	---	---	---	---	---	---	---	---	---	---	---	--	---	---	---
Carbonate Alkalinity (as CaCO3)	mg/l	---	---	---	---	---	---	---	---	---	---	---	---	---	---	---	<1.00	---	---	---
Chloride	mg/l	---	---	---	---	---	---	---	---	---	---	---	---	---	---	---	16.20	---	---	---
Fluoride	mg/l	---	---	---	---	---	---	---	---	140	---	---	---	140	---	---	0.304	---	---	---
Hardness (as CaCO3)	mg/l	---	---	---	---	---	---	---	---	---	---	---	---	---	---	---	282	---	---	---
Nitrate as N	mg/l	---	---	---	---	---	---	---	---	3733.33	---	---	---	3733.33	---	---	0.21	---	---	---
Nitrate+Nitrite as N	mg/l	---	---	---	---	---	---	---	---	---	---	---	---	---	---	---	0.21	---	---	---
Nitrate+Nitrite as N (calculated by M&A)	mg/l	---	---	---	---	---	---	---	---	3733.33	---	---	---	3733.33	---	---	0.21	---	---	---
Nitrite as N	mg/l	---	---	---	---	---	---	---	---	233.33	---	---	---	233.33	---	---	<0.10	---	---	---
Ortho-Phosphate	mg/l	---	---	---	---	---	---	---	---	---	---	---	---	---	---	---	<0.50	---	---	---
Silica	mg/l	---	---	---	---	---	---	---	---	---	---	---	---	---	---	---	39.2	---	---	---
Sulfate	mg/l	---	---	---	---	---	---	---	---	---	---	---	---	---	---	---	51.4	---	---	---
Sulfide	mg/l	---	---	---	---	---	---	---	---	---	---	---	---	---	---	---	<1.00	---	---	---
Lab Parameters																				
Color	Color Units	---	---	---	---	---	---	---	---	---	---	---	---	---	---	---	<1.0	---	---	---
Total Dissolved Solids (Laboratory)	mg/l	---	---	---	---	---	---	---	---	---	---	---	---	---	---	---	383	---	---	---
Total Suspended Solids	mg/l	---	---	---	---	---	---	---	---	---	---	---	---	---	---	---	22.00	---	---	---
Metals																				
Aluminum	mg/l	---	---	---	---	---	---	---	---	---	---	---	---	---	---	---	0.1150	---	---	---
Antimony	mg/l	---	---	---	---	0.088	DIS	0.03	DIS	0.747	TRC	0.64	TRC	0.747	TRC	<0.00300	<0.00300	<0.00300	---	---
Arsenic	mg/l	0.2	TRC	0.44	DIS	0.34	DIS	0.15	DIS	0.03	TRC	0.08	TRC	0.28	TRC	<0.00300	<0.00300	<0.00300	---	---
Barium	mg/l	---	---	---	---	---	---	---	---	98	TRC	---	---	98	TRC	0.0129	---	---	---	---
Beryllium	mg/l	---	---	---	---	---	---	---	---	1.867	TRC	0.084	TRC	1.867	TRC	<0.00200	<0.00200	<0.00200	---	---
Boron	mg/l	---	---	---	---	---	---	---	---	186.667	TRC	---	---	186.667	TRC	---	<0.0400	---	---	---
Cadmium	mg/l	0.05	---	0.062421	DIS	0.02154	DIS	0.001152	DIS	0.7	TRC	0.084	TRC	0.7	TRC	<0.000200	0.000300	<0.000200	---	---
Calcium	mg/l	---	---	---	---	---	---	---	---	---	---	---	---	---	---	---	52.0	---	---	---
Chromium	mg/l	1	---	---	---	---	---	---	---	---	---	---	---	---	---	<0.00600	---	<0.00600	---	---
Chromium, Hexavalent‡	mg/l	---	---	0.034	DIS	0.016	DIS	0.011	DIS	2.8	TRC	0.15	TRC	2.8	TRC	<0.00600	---	<0.00600	---	---
Chromium, Trivalent‡	mg/l	---	---	4.4685	TRC	1.33183	TRC	0.17324	TRC	1400	TRC	75	TRC	1400	TRC	<0.00600	---	<0.00600	---	---
Cobalt	mg/l	---	---	---	---	---	---	---	---	---	---	---	---	---	---	---	<0.00600	---	---	---
Copper	mg/l	0.5	TRC	0.06178	DIS	0.03569	DIS	0.02172	DIS	1.3	TRC	---	---	1.3	TRC	<0.01000	<0.01000	<0.01000	---	---

Station Name	Bored Spring
Sample ID	RESE-1001221
Sample Date	8/3/2005
Basin	Lower Queen Creek Watershed
Sub-basin	unknown
QC Type	Original data

Surface Water Hydrochemical Data

MONTGOMERY & ASSOCIATES

Parameters and Constituents		Standards														Results				
Name	Units	AZ Agricultural Livestock Watering		AZ Aquatic and Wildlife - Ephemeral Acute		AZ Aquatic and Wildlife - Warm Water Acute		AZ Aquatic and Wildlife - Warm Water Chronic		AZ Full Body Contact		AZ Fish Consumption		AZ Partial Body Contact		Dissolved Results	Total Results	Total Recoverable Results	Field Results	Use Exceeded
		Standard	Fraction	Standard	Fraction	Standard	Fraction	Standard	Fraction	Standard	Fraction	Standard	Fraction	Standard	Fraction					
Metals																				
Iron	mg/l	---	---	---	---	---	---	1	DIS	---	---	---	---	---	---	---	0.2140	---	---	---
Lead	mg/l	0.1	TRC	0.412675	DIS	0.195539	DIS	0.00762	DIS	0.015	TRC	---	---	0.015	TRC	<0.003000	<0.003000	<0.003000	---	---
Magnesium	mg/l	---	---	---	---	---	---	---	---	---	---	---	---	---	---	---	36.9	---	---	---
Manganese	mg/l	---	---	---	---	---	---	---	---	130.667	---	---	---	130.667	---	---	---	1.3400	---	---
Mercury	mg/l	0.01	TRC	0.005	DIS	0.0024	DIS	0.00001	DIS	0.28	TRC	---	---	0.28	TRC	<0.00020	<0.00020	---	---	AZ Aquatic and Wildlife - Warm Water Chronic*
Molybdenum	mg/l	---	---	---	---	---	---	---	---	---	---	---	---	---	---	---	0.00930	---	---	---
Nickel	mg/l	---	---	9.99611	DIS	1.12558	DIS	0.12502	DIS	28	TRC	0.511	TRC	28	TRC	<0.01000	---	<0.01000	---	---
Potassium	mg/l	---	---	---	---	---	---	---	---	---	---	---	---	---	---	---	5.54	---	---	---
Selenium	mg/l	0.05	TRC	0.033	TRC	---	---	0.002	TRC	4.667	TRC	0.667	TRC	4.667	TRC	---	<0.00300	<0.00300	---	AZ Aquatic and Wildlife - Warm Water Chronic*
Silver	mg/l	---	---	0.019136	DIS	0.019136	DIS	---	---	4.667	TRC	8	TRC	4.667	TRC	<0.000100	<0.000100	<0.000100	---	---
Sodium	mg/l	---	---	---	---	---	---	---	---	---	---	---	---	---	---	---	25.5	---	---	---
Thallium	mg/l	---	---	---	---	0.7	DIS	0.15	DIS	0.075	TRC	0.001	TRC	0.075	TRC	<0.00200	<0.00200	---	---	AZ Fish Consumption*
Zinc	mg/l	25	TRC	2.6767	DIS	0.2821	DIS	0.2821	DIS	280	TRC	5.106	TRC	280	TRC	<0.0100	0.0410	0.0440	---	---
Other																				
Anions (Laboratory)	meq/l	---	---	---	---	---	---	---	---	---	---	---	---	---	---	---	6.84	---	---	---
Cations (Laboratory)	meq/l	---	---	---	---	---	---	---	---	---	---	---	---	---	---	---	6.95	---	---	---
Ion Balance (Laboratory)	%	---	---	---	---	---	---	---	---	---	---	---	---	---	---	---	0.80	---	---	---
Total Dissolved Solids (Calc by Lab)	mg/l	---	---	---	---	---	---	---	---	---	---	---	---	---	---	---	397	---	---	---

The hardness value used for calculation of hardness-dependent standards is the hardness of the sample itself, not the hardness of a receiving water.
* Detection limit exceeds standard
† Exceedance is considered less than regulatory limit
‡ For comparison only - no analysis exists

Station Name	Bored Spring
Sample ID	z
Sample Date	8/21/2008
Basin	Lower Queen Creek Watershed
Sub-basin	unknown
QC Type	Original data

Surface Water Hydrochemical Data

MONTGOMERY & ASSOCIATES

Parameters and Constituents		Standards														Results				
Name	Units	AZ Agricultural Livestock Watering		AZ Aquatic and Wildlife - Ephemeral Acute		AZ Aquatic and Wildlife - Warm Water Acute		AZ Aquatic and Wildlife - Warm Water Chronic		AZ Full Body Contact		AZ Fish Consumption		AZ Partial Body Contact		Dissolved Results	Total Results	Total Recoverable Results	Field Results	Use Exceeded
		Standard	Fraction	Standard	Fraction	Standard	Fraction	Standard	Fraction	Standard	Fraction	Standard	Fraction	Standard	Fraction					
Field Parameters																				
Flow Rate	gallons/minute	---	---	---	---	---	---	---	---	---	---	---	---	---	---	---	---	---	0.00	---

The hardness value used for calculation of hardness-dependent standards is the hardness of the sample itself, not the hardness of a receiving water.

Station Name	Bored Spring
Sample ID	RESE-1002044
Sample Date	11/13/2008 10:30:00 AM
Basin	Lower Queen Creek Watershed
Sub-basin	unknown
QC Type	Original data

Surface Water Hydrochemical Data

MONTGOMERY & ASSOCIATES

Parameters and Constituents		Standards														Results				
Name	Units	AZ Agricultural Livestock Watering		AZ Aquatic and Wildlife - Ephemeral Acute		AZ Aquatic and Wildlife - Warm Water Acute		AZ Aquatic and Wildlife - Warm Water Chronic		AZ Full Body Contact		AZ Fish Consumption		AZ Partial Body Contact		Dissolved Results	Total Results	Total Recoverable Results	Field Results	Use Exceeded
		Standard	Fraction	Standard	Fraction	Standard	Fraction	Standard	Fraction	Standard	Fraction	Standard	Fraction	Standard	Fraction					
Field Parameters																				
Flow Rate	gallons/minute	---	---	---	---	---	---	---	---	---	---	---	---	---	---	---	---	---	<0.10	---
pH (Field)	s.u.	6.5 - 9	---	6.5 - 9	---	6.5 - 9	---	6.5 - 9	---	6.5 - 9	---	---	---	6.5 - 9	---	---	---	---	7.88	---
Specific Conductance (Field)	uS/cm	---	---	---	---	---	---	---	---	---	---	---	---	---	---	---	---	---	642	---
Temperature (Field)	Deg C	---	---	---	---	---	---	---	---	---	---	---	---	---	---	---	---	---	18.00	---
Turbidity (Field)	NTUs	---	---	---	---	---	---	---	---	---	---	---	---	---	---	---	---	---	9.77	---
Inorganics																				
Alkalinity (as CaCO3)	mg/l	---	---	---	---	---	---	---	---	---	---	---	---	---	---	---	252	---	---	---
Bicarbonate (Calculated by M&A)	mg/l	---	---	---	---	---	---	---	---	---	---	---	---	---	---	---	307.4	---	---	---
Bicarbonate Alkalinity (as CaCO3)	mg/l	---	---	---	---	---	---	---	---	---	---	---	---	---	---	---	252.0	---	---	---
Bromide	mg/l	---	---	---	---	---	---	---	---	---	---	---	---	---	---	---	0.233	---	---	---
Carbonate (Calculated by M&A)	mg/l	---	---	---	---	---	---	---	---	---	---	---	---	---	---	---	--	---	---	---
Carbonate Alkalinity (as CaCO3)	mg/l	---	---	---	---	---	---	---	---	---	---	---	---	---	---	---	<1.00	---	---	---
Chloride	mg/l	---	---	---	---	---	---	---	---	---	---	---	---	---	---	---	25.30	---	---	---
Fluoride	mg/l	---	---	---	---	---	---	---	---	140	---	---	---	140	---	---	0.386	---	---	---
Hardness (as CaCO3)	mg/l	---	---	---	---	---	---	---	---	---	---	---	---	---	---	292	---	---	---	---
Nitrate as N	mg/l	---	---	---	---	---	---	---	---	3733.33	---	---	---	3733.33	---	---	<0.20	---	---	---
Nitrate+Nitrite as N	mg/l	---	---	---	---	---	---	---	---	---	---	---	---	---	---	---	<0.30	---	---	---
Nitrate+Nitrite as N (calculated by M&A)	mg/l	---	---	---	---	---	---	---	---	3733.33	---	---	---	3733.33	---	---	--	---	---	---
Nitrite as N	mg/l	---	---	---	---	---	---	---	---	233.33	---	---	---	233.33	---	---	<0.10	---	---	---
Orthophosphate as P	mg/l	---	---	---	---	---	---	---	---	---	---	---	---	---	---	---	<0.20	---	---	---
Silica	mg/l	---	---	---	---	---	---	---	---	---	---	---	---	---	---	39.6	---	---	---	---
Sulfate	mg/l	---	---	---	---	---	---	---	---	---	---	---	---	---	---	---	57.3	---	---	---
Lab Parameters																				
Total Dissolved Solids (Laboratory)	mg/l	---	---	---	---	---	---	---	---	---	---	---	---	---	---	---	410	---	---	---
Total Suspended Solids	mg/l	---	---	---	---	---	---	---	---	---	---	---	---	---	---	---	23.00	---	---	---
Metals																				
Aluminum	mg/l	---	---	---	---	---	---	---	---	---	---	---	---	---	---	<0.0800	---	---	---	---
Antimony	mg/l	---	---	---	---	0.088	DIS	0.03	DIS	0.747	TRC	0.64	TRC	0.747	TRC	<0.00300	---	<0.00300	---	---
Arsenic	mg/l	0.2	TRC	0.44	DIS	0.34	DIS	0.15	DIS	0.03	TRC	0.08	TRC	0.28	TRC	<0.02500	---	<0.02500	---	---
Barium	mg/l	---	---	---	---	---	---	---	---	98	TRC	---	---	98	TRC	0.0357	---	---	---	---
Beryllium	mg/l	---	---	---	---	---	---	---	---	1.867	TRC	0.084	TRC	1.867	TRC	<0.00200	---	<0.00200	---	---
Boron	mg/l	---	---	---	---	---	---	---	---	186.667	TRC	---	---	186.667	TRC	---	---	0.0410	---	---
Cadmium	mg/l	0.05	---	0.064567	DIS	0.02228	DIS	0.00118	DIS	0.7	TRC	0.084	TRC	0.7	TRC	<0.000200	---	<0.002000	---	---
Calcium	mg/l	---	---	---	---	---	---	---	---	---	---	---	---	---	---	---	---	50.8	---	---
Chromium	mg/l	1	---	---	---	---	---	---	---	---	---	---	---	---	---	---	---	<0.00600	---	---
Chromium, Hexavalent‡	mg/l	---	---	0.034	DIS	0.016	DIS	0.011	DIS	2.8	TRC	0.15	TRC	2.8	TRC	---	---	<0.00600	---	---
Chromium, Trivalent‡	mg/l	---	---	4.59787	TRC	1.37039	TRC	0.17826	TRC	1400	TRC	75	TRC	1400	TRC	---	---	<0.00600	---	---
Cobalt	mg/l	---	---	---	---	---	---	---	---	---	---	---	---	---	---	<0.00600	---	---	---	---
Copper	mg/l	0.5	TRC	0.06384	DIS	0.03689	DIS	0.02238	DIS	1.3	TRC	---	---	1.3	TRC	<0.00100	---	0.02400	---	---
Iron	mg/l	---	---	---	---	---	---	1	DIS	---	---	---	---	---	---	0.0770	---	---	---	---
Lead	mg/l	0.1	TRC	0.427971	DIS	0.202787	DIS	0.007902	DIS	0.015	TRC	---	---	0.015	TRC	<0.003000	---	0.006910	---	---
Magnesium	mg/l	---	---	---	---	---	---	---	---	---	---	---	---	---	---	---	---	40.1	---	---
Manganese	mg/l	---	---	---	---	---	---	---	---	130.667	---	---	---	130.667	---	0.6530	---	0.7320	---	---
Mercury	mg/l	0.01	TRC	0.005	DIS	0.0024	DIS	0.00001	DIS	0.28	TRC	---	---	0.28	TRC	<0.00020	<0.00020	---	---	AZ Aquatic and Wildlife - Warm Water Chronic*
Molybdenum	mg/l	---	---	---	---	---	---	---	---	---	---	---	---	---	---	<0.00800	---	---	---	---

Surface Water Hydrochemical Data

Station Name	Bored Spring
Sample ID	RESE-1002044
Sample Date	11/13/2008 10:30:00 AM
Basin	Lower Queen Creek Watershed
Sub-basin	unknown
QC Type	Original data

Parameters and Constituents		Standards														Results				
Name	Units	AZ Agricultural Livestock Watering		AZ Aquatic and Wildlife - Ephemeral Acute		AZ Aquatic and Wildlife - Warm Water Acute		AZ Aquatic and Wildlife - Warm Water Chronic		AZ Full Body Contact		AZ Fish Consumption		AZ Partial Body Contact		Dissolved Results	Total Results	Total Recoverable Results	Field Results	Use Exceeded
		Standard	Fraction	Standard	Fraction	Standard	Fraction	Standard	Fraction	Standard	Fraction	Standard	Fraction	Standard	Fraction					
Metals																				
Nickel	mg/l	---	---	10.29519	DIS	1.15925	DIS	0.12876	DIS	28	TRC	0.511	TRC	28	TRC	<0.01000	---	<0.01000	---	---
Potassium	mg/l	---	---	---	---	---	---	---	---	---	---	---	---	---	---	---	---	7.55	---	---
Selenium	mg/l	0.05	TRC	0.033	TRC	---	---	0.002	TRC	4.667	TRC	0.667	TRC	4.667	TRC	---	---	<0.00300	---	AZ Aquatic and Wildlife - Warm Water Chronic*
Silver	mg/l	---	---	0.020318	DIS	0.020318	DIS	---	---	4.667	TRC	8	TRC	4.667	TRC	<0.000100	---	<0.005000	---	---
Sodium	mg/l	---	---	---	---	---	---	---	---	---	---	---	---	---	---	---	---	26.2	---	---
Strontium	mg/l	---	---	---	---	---	---	---	---	---	---	---	---	---	---	0.253	---	---	---	---
Thallium	mg/l	---	---	---	---	0.7	DIS	0.15	DIS	0.075	TRC	0.001	TRC	0.075	TRC	<0.00100	---	<0.00100	---	AZ Fish Consumption*
Zinc	mg/l	25	TRC	2.7569	DIS	0.2905	DIS	0.2905	DIS	280	TRC	5.106	TRC	280	TRC	<0.0100	---	0.0237	---	---
Other																				
Dissolved Organic Carbon	mg/l	---	---	---	---	---	---	---	---	---	---	---	---	---	---	---	---	---	7.86	---

The hardness value used for calculation of hardness-dependent standards is the hardness of the sample itself, not the hardness of a receiving water.
* Detection limit exceeds standard
‡ For comparison only - no analysis exists

Station Name	Bored Spring
Sample ID	RESE-1002051
Sample Date	2/12/2009 8:15:00 AM
Basin	Lower Queen Creek Watershed
Sub-basin	unknown
QC Type	Original data

Surface Water Hydrochemical Data

MONTGOMERY & ASSOCIATES

Parameters and Constituents		Standards														Results				
Name	Units	AZ Agricultural Livestock Watering		AZ Aquatic and Wildlife - Ephemeral Acute		AZ Aquatic and Wildlife - Warm Water Acute		AZ Aquatic and Wildlife - Warm Water Chronic		AZ Full Body Contact		AZ Fish Consumption		AZ Partial Body Contact		Dissolved Results	Total Results	Total Recoverable Results	Field Results	Use Exceeded
		Standard	Fraction	Standard	Fraction	Standard	Fraction	Standard	Fraction	Standard	Fraction	Standard	Fraction	Standard	Fraction					
Field Parameters																				
Dissolved oxygen	mg/l	---	---	---	---	6	---	6	---	---	---	---	---	---	---	---	---	---	6.18	---
Flow Rate	gallons/minute	---	---	---	---	---	---	---	---	---	---	---	---	---	---	---	---	---	<0.10	---
pH (Field)	s.u.	6.5 - 9	---	6.5 - 9	---	6.5 - 9	---	6.5 - 9	---	6.5 - 9	---	---	---	6.5 - 9	---	---	---	---	7.50	---
Specific Conductance (Field)	uS/cm	---	---	---	---	---	---	---	---	---	---	---	---	---	---	---	---	---	592	---
Temperature (Field)	Deg C	---	---	---	---	---	---	---	---	---	---	---	---	---	---	---	---	---	11.50	---
Turbidity (Field)	NTUs	---	---	---	---	---	---	---	---	---	---	---	---	---	---	---	---	---	4.84	---
Inorganics																				
Alkalinity (as CaCO3)	mg/l	---	---	---	---	---	---	---	---	---	---	---	---	---	---	---	284	---	---	---
Bicarbonate (Calculated by M&A)	mg/l	---	---	---	---	---	---	---	---	---	---	---	---	---	---	---	346.5	---	---	---
Bicarbonate Alkalinity (as CaCO3)	mg/l	---	---	---	---	---	---	---	---	---	---	---	---	---	---	---	284.0	---	---	---
Bromide	mg/l	---	---	---	---	---	---	---	---	---	---	---	---	---	---	---	0.327	---	---	---
Carbonate (Calculated by M&A)	mg/l	---	---	---	---	---	---	---	---	---	---	---	---	---	---	---	--	---	---	---
Carbonate Alkalinity (as CaCO3)	mg/l	---	---	---	---	---	---	---	---	---	---	---	---	---	---	---	<1.00	---	---	---
Chloride	mg/l	---	---	---	---	---	---	---	---	---	---	---	---	---	---	---	24.80	---	---	---
Fluoride	mg/l	---	---	---	---	---	---	---	---	140	---	---	---	140	---	---	0.262	---	---	---
Hardness (as CaCO3)	mg/l	---	---	---	---	---	---	---	---	---	---	---	---	---	---	274	---	---	---	---
Silica	mg/l	---	---	---	---	---	---	---	---	---	---	---	---	---	---	35.7	---	---	---	---
Sulfate	mg/l	---	---	---	---	---	---	---	---	---	---	---	---	---	---	---	58.3	---	---	---
Lab Parameters																				
Total Dissolved Solids (Laboratory)	mg/l	---	---	---	---	---	---	---	---	---	---	---	---	---	---	---	385	---	---	---
Total Suspended Solids	mg/l	---	---	---	---	---	---	---	---	---	---	---	---	---	---	---	<5.00	---	---	---
Metals																				
Aluminum	mg/l	---	---	---	---	---	---	---	---	---	---	---	---	---	---	<0.0800	---	---	---	---
Antimony	mg/l	---	---	---	---	0.088	DIS	0.03	DIS	0.747	TRC	0.64	TRC	0.747	TRC	<0.00300	---	<0.00300	---	---
Arsenic	mg/l	0.2	TRC	0.44	DIS	0.34	DIS	0.15	DIS	0.03	TRC	0.08	TRC	0.28	TRC	<0.02500	---	<0.02500	---	---
Barium	mg/l	---	---	---	---	---	---	---	---	98	TRC	---	---	98	TRC	0.0123	---	---	---	---
Beryllium	mg/l	---	---	---	---	---	---	---	---	1.867	TRC	0.084	TRC	1.867	TRC	<0.00200	---	<0.00200	---	---
Boron	mg/l	---	---	---	---	---	---	---	---	186.667	TRC	---	---	186.667	TRC	---	---	<0.0400	---	---
Cadmium	mg/l	0.05	---	0.060702	DIS	0.020947	DIS	0.00113	DIS	0.7	TRC	0.084	TRC	0.7	TRC	<0.000034	---	<0.002000	---	---
Calcium	mg/l	---	---	---	---	---	---	---	---	---	---	---	---	---	---	---	---	46.7	---	---
Chromium	mg/l	1	---	---	---	---	---	---	---	---	---	---	---	---	---	---	---	<0.00600	---	---
Chromium, Hexavalent‡	mg/l	---	---	0.034	DIS	0.016	DIS	0.011	DIS	2.8	TRC	0.15	TRC	2.8	TRC	---	---	<0.00600	---	---
Chromium, Trivalent‡	mg/l	---	---	4.36441	TRC	1.30081	TRC	0.16921	TRC	1400	TRC	75	TRC	1400	TRC	---	---	<0.00600	---	---
Cobalt	mg/l	---	---	---	---	---	---	---	---	---	---	---	---	---	---	<0.00600	---	---	---	---
Copper	mg/l	0.5	TRC	0.06013	DIS	0.03474	DIS	0.02119	DIS	1.3	TRC	---	---	1.3	TRC	<0.00100	---	<0.01000	---	---
Iron	mg/l	---	---	---	---	---	---	1	DIS	---	---	---	---	---	---	<0.0600	---	---	---	---
Lead	mg/l	0.1	TRC	0.400437	DIS	0.18974	DIS	0.007394	DIS	0.015	TRC	---	---	0.015	TRC	0.000086 j	---	<0.003000	---	---
Magnesium	mg/l	---	---	---	---	---	---	---	---	---	---	---	---	---	---	---	---	38.2	---	---
Manganese	mg/l	---	---	---	---	---	---	---	---	130.667	---	---	---	130.667	---	0.2200	---	0.2140	---	---
Mercury	mg/l	0.01	TRC	0.005	DIS	0.0024	DIS	0.00001	DIS	0.28	TRC	---	---	0.28	TRC	---	<0.00020	---	---	AZ Aquatic and Wildlife - Warm Water Chronic*
Molybdenum	mg/l	---	---	---	---	---	---	---	---	---	---	---	---	---	---	0.02170	---	---	---	---
Nickel	mg/l	---	---	9.75567	DIS	1.0985	DIS	0.12201	DIS	28	TRC	0.511	TRC	28	TRC	0.00221	---	<0.01000	---	---
Potassium	mg/l	---	---	---	---	---	---	---	---	---	---	---	---	---	---	---	---	4.76	---	---
Selenium	mg/l	0.05	TRC	0.033	TRC	---	---	0.002	TRC	4.667	TRC	0.667	TRC	4.667	TRC	---	---	<0.00012	---	---
Silver	mg/l	---	---	0.018212	DIS	0.018212	DIS	---	---	4.667	TRC	8	TRC	4.667	TRC	<0.000100	---	<0.005000	---	---

Surface Water Hydrochemical Data

Station Name	Bored Spring
Sample ID	RESE-1002051
Sample Date	2/12/2009 8:15:00 AM
Basin	Lower Queen Creek Watershed
Sub-basin	unknown
QC Type	Original data

Parameters and Constituents		Standards														Results				
Name	Units	AZ Agricultural Livestock Watering		AZ Aquatic and Wildlife - Ephemeral Acute		AZ Aquatic and Wildlife - Warm Water Acute		AZ Aquatic and Wildlife - Warm Water Chronic		AZ Full Body Contact		AZ Fish Consumption		AZ Partial Body Contact		Dissolved Results	Total Results	Total Recoverable Results	Field Results	Use Exceeded
		Standard	Fraction	Standard	Fraction	Standard	Fraction	Standard	Fraction	Standard	Fraction	Standard	Fraction	Standard	Fraction					
Metals																				
Sodium	mg/l	---	---	---	---	---	---	---	---	---	---	---	---	---	---	---	---	23.6	---	---
Strontium	mg/l	---	---	---	---	---	---	---	---	---	---	---	---	---	---	0.251	---	---	---	---
Thallium	mg/l	---	---	---	---	0.7	DIS	0.15	DIS	0.075	TRC	0.001	TRC	0.075	TRC	<0.00100	---	<0.00100	---	AZ Fish Consumption*
Zinc	mg/l	25	TRC	2.6122	DIS	0.2753	DIS	0.2753	DIS	280	TRC	5.106	TRC	280	TRC	<0.0100	---	<0.0100	---	---
Other																				
Dissolved Organic Carbon	mg/l	---	---	---	---	---	---	---	---	---	---	---	---	---	---	---	---	---	6.06	---
Mercury, Low Level	ng/l	---	---	---	---	---	---	---	---	---	---	---	---	---	---	<0.50	---	---	---	---
Stable Isotopes																				
Delta Deuterium	per mil	---	---	---	---	---	---	---	---	---	---	---	---	---	---	---	-56.0	---	---	---
Delta Oxygen-18	per mil	---	---	---	---	---	---	---	---	---	---	---	---	---	---	---	-6.80	---	---	---
Delta Oxygen-18 of Sulfate	per mil	---	---	---	---	---	---	---	---	---	---	---	---	---	---	---	6.4	---	---	---
Delta Sulfur-34	per mil	---	---	---	---	---	---	---	---	---	---	---	---	---	---	---	7.7	---	---	---

The hardness value used for calculation of hardness-dependent standards is the hardness of the sample itself, not the hardness of a receiving water.
* Detection limit exceeds standard
‡ For comparison only - no analysis exists

Station Name	Bored Spring
Sample ID	RESE-1002089
Sample Date	5/13/2009 3:00:00 PM
Basin	Lower Queen Creek Watershed
Sub-basin	unknown
QC Type	Original data

Surface Water Hydrochemical Data

MONTGOMERY & ASSOCIATES

Parameters and Constituents		Standards														Results				
Name	Units	AZ Agricultural Livestock Watering		AZ Aquatic and Wildlife - Ephemeral Acute		AZ Aquatic and Wildlife - Warm Water Acute		AZ Aquatic and Wildlife - Warm Water Chronic		AZ Full Body Contact		AZ Fish Consumption		AZ Partial Body Contact		Dissolved Results	Total Results	Total Recoverable Results	Field Results	Use Exceeded
		Standard	Fraction	Standard	Fraction	Standard	Fraction	Standard	Fraction	Standard	Fraction	Standard	Fraction	Standard	Fraction					
Field Parameters																				
Dissolved oxygen	mg/l	---	---	---	---	6	---	6	---	---	---	---	---	---	---	---	---	---	>20.00	---
Flow Rate	gallons/minute	---	---	---	---	---	---	---	---	---	---	---	---	---	---	---	---	---	<0.10	---
pH (Field)	s.u.	6.5 - 9	---	6.5 - 9	---	6.5 - 9	---	6.5 - 9	---	6.5 - 9	---	---	---	6.5 - 9	---	---	---	---	9.62	AZ Agricultural Livestock Watering AZ Aquatic and Wildlife - Ephemeral Acute AZ Aquatic and Wildlife - Warm Water Acute AZ Aquatic and Wildlife - Warm Water Chronic AZ Full Body Contact AZ Partial Body Contact
Specific Conductance (Field)	uS/cm	---	---	---	---	---	---	---	---	---	---	---	---	---	---	---	---	---	465	---
Temperature (Field)	Deg C	---	---	---	---	---	---	---	---	---	---	---	---	---	---	---	---	---	31.60	---
Turbidity (Field)	NTUs	---	---	---	---	---	---	---	---	---	---	---	---	---	---	---	---	---	1.89	---
Inorganics																				
Alkalinity (as CaCO3)	mg/l	---	---	---	---	---	---	---	---	---	---	---	---	---	---	---	156	---	---	---
Bicarbonate (Calculated by M&A)	mg/l	---	---	---	---	---	---	---	---	---	---	---	---	---	---	---	103.7	---	---	---
Bicarbonate Alkalinity (as CaCO3)	mg/l	---	---	---	---	---	---	---	---	---	---	---	---	---	---	---	85.0	---	---	---
Bromide	mg/l	---	---	---	---	---	---	---	---	---	---	---	---	---	---	---	0.309	---	---	---
Carbonate (Calculated by M&A)	mg/l	---	---	---	---	---	---	---	---	---	---	---	---	---	---	---	42.48	---	---	---
Carbonate Alkalinity (as CaCO3)	mg/l	---	---	---	---	---	---	---	---	---	---	---	---	---	---	---	70.80	---	---	---
Chloride	mg/l	---	---	---	---	---	---	---	---	---	---	---	---	---	---	---	31.10	---	---	---
Fluoride	mg/l	---	---	---	---	---	---	---	---	140	---	---	---	140	---	---	0.337	---	---	---
Hardness (as CaCO3)	mg/l	---	---	---	---	---	---	---	---	---	---	---	---	---	---	---	---	210	---	---
Silica	mg/l	---	---	---	---	---	---	---	---	---	---	---	---	---	---	35.0	---	---	---	---
Sulfate	mg/l	---	---	---	---	---	---	---	---	---	---	---	---	---	---	---	62.3	---	---	---
Lab Parameters																				
Total Dissolved Solids (Laboratory)	mg/l	---	---	---	---	---	---	---	---	---	---	---	---	---	---	---	312	---	---	---
Total Suspended Solids	mg/l	---	---	---	---	---	---	---	---	---	---	---	---	---	---	---	7.00	---	---	---
Metals																				
Aluminum	mg/l	---	---	---	---	---	---	---	---	---	---	---	---	---	---	<0.0141	---	---	---	---
Antimony	mg/l	---	---	---	---	0.088	DIS	0.03	DIS	0.747	TRC	0.64	TRC	0.747	TRC	0.00027 j	---	<0.00055	---	---
Arsenic	mg/l	0.2	TRC	0.44	DIS	0.34	DIS	0.15	DIS	0.03	TRC	0.08	TRC	0.28	TRC	<0.00660	---	0.00570 j	---	---
Barium	mg/l	---	---	---	---	---	---	---	---	98	TRC	---	---	98	TRC	---	---	0.0103	---	---
Beryllium	mg/l	---	---	---	---	---	---	---	---	1.867	TRC	0.084	TRC	1.867	TRC	<0.00036	---	<0.00018	---	---
Boron	mg/l	---	---	---	---	---	---	---	---	186.667	TRC	---	---	186.667	TRC	---	---	0.0359	---	---
Cadmium	mg/l	0.05	---	0.087609	DIS	0.030232	DIS	0.001468	DIS	0.7	TRC	0.084	TRC	0.7	TRC	<0.000024	---	<0.000480	---	---
Calcium	mg/l	---	---	---	---	---	---	---	---	---	---	---	---	---	---	---	---	23.7	---	---
Chromium	mg/l	1	---	---	---	---	---	---	---	---	---	---	---	---	---	---	---	0.00064 j	---	---
Chromium, Hexavalent‡	mg/l	---	---	0.034	DIS	0.016	DIS	0.011	DIS	2.8	TRC	0.15	TRC	2.8	TRC	---	---	0.00064 j	---	---
Chromium, Trivalent‡	mg/l	---	---	5.9497	TRC	1.7733	TRC	0.23067	TRC	1400	TRC	75	TRC	1400	TRC	---	---	0.00064 j	---	---
Cobalt	mg/l	---	---	---	---	---	---	---	---	---	---	---	---	---	---	0.00270 j	---	---	---	---
Copper	mg/l	0.5	TRC	0.08588	DIS	0.04962	DIS	0.02928	DIS	1.3	TRC	---	---	1.3	TRC	0.00180	---	<0.00200	---	---
Iron	mg/l	---	---	---	---	---	---	1	DIS	---	---	---	---	---	---	<0.0202	---	---	---	---
Lead	mg/l	0.1	TRC	0.592712	DIS	0.280846	DIS	0.010944	DIS	0.015	TRC	---	---	0.015	TRC	0.000092 j	---	0.000154 jd	---	---
Magnesium	mg/l	---	---	---	---	---	---	---	---	---	---	---	---	---	---	---	---	36.6	---	---
Manganese	mg/l	---	---	---	---	---	---	---	---	130.667	---	---	---	130.667	---	0.0523	---	0.0700	---	---
Mercury	mg/l	0.01	TRC	0.005	DIS	0.0024	DIS	0.00001	DIS	0.28	TRC	---	---	0.28	TRC	---	<0.00006	---	---	AZ Aquatic and Wildlife - Warm Water Chronic*

Station Name	Bored Spring
Sample ID	RESE-1002089
Sample Date	5/13/2009 3:00:00 PM
Basin	Lower Queen Creek Watershed
Sub-basin	unknown
QC Type	Original data

Surface Water Hydrochemical Data

MONTGOMERY & ASSOCIATES

Parameters and Constituents		Standards														Results				
Name	Units	AZ Agricultural Livestock Watering		AZ Aquatic and Wildlife - Ephemeral Acute		AZ Aquatic and Wildlife - Warm Water Acute		AZ Aquatic and Wildlife - Warm Water Chronic		AZ Full Body Contact		AZ Fish Consumption		AZ Partial Body Contact		Dissolved Results	Total Results	Total Recoverable Results	Field Results	Use Exceeded
		Standard	Fraction	Standard	Fraction	Standard	Fraction	Standard	Fraction	Standard	Fraction	Standard	Fraction	Standard	Fraction					
Metals																				
Molybdenum	mg/l	---	---	---	---	---	---	---	---	---	---	---	---	---	---	0.00490 j	---	---	---	---
Nickel	mg/l	---	---	13.43579	DIS	1.51289	DIS	0.16804	DIS	28	TRC	0.511	TRC	28	TRC	0.00100 j	---	<0.00110	---	---
Potassium	mg/l	---	---	---	---	---	---	---	---	---	---	---	---	---	---	---	---	6.14	---	---
Selenium	mg/l	0.05	TRC	0.033	TRC	---	---	0.002	TRC	4.667	TRC	0.667	TRC	4.667	TRC	---	---	<0.00060	---	---
Silver	mg/l	---	---	0.034911	DIS	0.034911	DIS	---	---	4.667	TRC	8	TRC	4.667	TRC	<0.000019	---	<0.000210	---	---
Sodium	mg/l	---	---	---	---	---	---	---	---	---	---	---	---	---	---	---	---	29.1	---	---
Strontium	mg/l	---	---	---	---	---	---	---	---	---	---	---	---	---	---	0.140	---	---	---	---
Thallium	mg/l	---	---	---	---	0.7	DIS	0.15	DIS	0.075	TRC	0.001	TRC	0.075	TRC	<0.000023	---	<0.000058	---	---
Zinc	mg/l	25	TRC	3.5994	DIS	0.3793	DIS	0.3793	DIS	280	TRC	5.106	TRC	280	TRC	<0.0019	---	0.0053	---	---
Other																				
Dissolved Organic Carbon	mg/l	---	---	---	---	---	---	---	---	---	---	---	---	---	---	---	---	---	13.20	---
Mercury, Low Level	ng/l	---	---	---	---	---	---	---	---	---	---	---	---	---	---	0.87	---	---	---	---
Radiogenic Isotopes																				
Tritium	TU	---	---	---	---	---	---	---	---	---	---	---	---	---	---	---	6.60	---	---	---
Stable Isotopes																				
Delta Deuterium	per mil	---	---	---	---	---	---	---	---	---	---	---	---	---	---	---	-49.0	---	---	---
Delta Oxygen-18	per mil	---	---	---	---	---	---	---	---	---	---	---	---	---	---	---	-4.70	---	---	---
Delta Oxygen-18 of Sulfate	per mil	---	---	---	---	---	---	---	---	---	---	---	---	---	---	---	6.3	---	---	---
Delta Sulfur-34	per mil	---	---	---	---	---	---	---	---	---	---	---	---	---	---	---	7.6	---	---	---

The hardness value used for calculation of hardness-dependent standards is the hardness of the sample itself, not the hardness of a receiving water.
* Detection limit exceeds standard
‡ For comparison only - no analysis exists

Station Name	Bored Spring
Sample ID	RESE-1002119
Sample Date	2/12/2010 1:30:00 PM
Basin	Lower Queen Creek Watershed
Sub-basin	unknown
QC Type	Original data

Surface Water Hydrochemical Data

MONTGOMERY & ASSOCIATES

Parameters and Constituents		Standards														Results				
Name	Units	AZ Agricultural Livestock Watering		AZ Aquatic and Wildlife - Ephemeral Acute		AZ Aquatic and Wildlife - Warm Water Acute		AZ Aquatic and Wildlife - Warm Water Chronic		AZ Full Body Contact		AZ Fish Consumption		AZ Partial Body Contact		Dissolved Results	Total Results	Total Recoverable Results	Field Results	Use Exceeded
		Standard	Fraction	Standard	Fraction	Standard	Fraction	Standard	Fraction	Standard	Fraction	Standard	Fraction	Standard	Fraction					
Field Parameters																				
Dissolved oxygen	mg/l	---	---	---	---	6	---	6	---	---	---	---	---	---	---	---	---	---	7.40	---
Flow Rate	gallons/minute	---	---	---	---	---	---	---	---	---	---	---	---	---	---	---	---	---	0.17	---
pH (Field)	s.u.	6.5 - 9	---	6.5 - 9	---	6.5 - 9	---	6.5 - 9	---	6.5 - 9	---	---	---	6.5 - 9	---	---	---	---	8.18	---
Specific Conductance (Field)	uS/cm	---	---	---	---	---	---	---	---	---	---	---	---	---	---	---	---	---	609	---
Temperature (Field)	Deg C	---	---	---	---	---	---	---	---	---	---	---	---	---	---	---	---	---	15.60	---
Turbidity (Field)	NTUs	---	---	---	---	---	---	---	---	---	---	---	---	---	---	---	---	---	2.66	---
Inorganics																				
Alkalinity (as CaCO3)	mg/l	---	---	---	---	---	---	---	---	---	---	---	---	---	---	---	226	---	---	---
Bicarbonate (Calculated by M&A)	mg/l	---	---	---	---	---	---	---	---	---	---	---	---	---	---	---	275.7	---	---	---
Bicarbonate Alkalinity (as CaCO3)	mg/l	---	---	---	---	---	---	---	---	---	---	---	---	---	---	---	226.0	---	---	---
Bromide	mg/l	---	---	---	---	---	---	---	---	---	---	---	---	---	---	---	0.187	---	---	---
Carbonate (Calculated by M&A)	mg/l	---	---	---	---	---	---	---	---	---	---	---	---	---	---	---	--	---	---	---
Carbonate Alkalinity (as CaCO3)	mg/l	---	---	---	---	---	---	---	---	---	---	---	---	---	---	---	<1.00	---	---	---
Chloride	mg/l	---	---	---	---	---	---	---	---	---	---	---	---	---	---	---	27.30	---	---	---
Fluoride	mg/l	---	---	---	---	---	---	---	---	140	---	---	---	140	---	---	<0.100	---	---	---
Hardness (as CaCO3)	mg/l	---	---	---	---	---	---	---	---	---	---	---	---	---	---	---	---	272	---	---
Silica	mg/l	---	---	---	---	---	---	---	---	---	---	---	---	---	---	36.7	---	---	---	---
Sulfate	mg/l	---	---	---	---	---	---	---	---	---	---	---	---	---	---	---	69.5	---	---	---
Lab Parameters																				
Total Dissolved Solids (Laboratory)	mg/l	---	---	---	---	---	---	---	---	---	---	---	---	---	---	---	353	---	---	---
Total Suspended Solids	mg/l	---	---	---	---	---	---	---	---	---	---	---	---	---	---	---	<5.00	---	---	---
Metals																				
Aluminum	mg/l	---	---	---	---	---	---	---	---	---	---	---	---	---	---	<0.0800	---	---	---	---
Antimony	mg/l	---	---	---	---	0.088	DIS	0.03	DIS	0.747	TRC	0.64	TRC	0.747	TRC	<0.00300	---	<0.00300	---	---
Arsenic	mg/l	0.2	TRC	0.44	DIS	0.34	DIS	0.15	DIS	0.03	TRC	0.08	TRC	0.28	TRC	<0.02500	---	<0.02500	---	---
Barium	mg/l	---	---	---	---	---	---	---	---	98	TRC	---	---	98	TRC	0.0089	---	---	---	---
Beryllium	mg/l	---	---	---	---	---	---	---	---	1.867	TRC	0.084	TRC	1.867	TRC	---	---	<0.00200	---	---
Boron	mg/l	---	---	---	---	---	---	---	---	186.667	TRC	---	---	186.667	TRC	---	---	<0.0400	---	---
Cadmium	mg/l	0.05	---	0.060272	DIS	0.020798	DIS	0.001124	DIS	0.7	TRC	0.084	TRC	0.7	TRC	<0.000024	---	<0.002000	---	---
Calcium	mg/l	---	---	---	---	---	---	---	---	---	---	---	---	---	---	---	---	45.0	---	---
Chromium	mg/l	1	---	---	---	---	---	---	---	---	---	---	---	---	---	---	---	<0.00600	---	---
Chromium, Hexavalent‡	mg/l	---	---	0.034	DIS	0.016	DIS	0.011	DIS	2.8	TRC	0.15	TRC	2.8	TRC	---	---	<0.00600	---	---
Chromium, Trivalent‡	mg/l	---	---	4.3383	TRC	1.29302	TRC	0.1682	TRC	1400	TRC	75	TRC	1400	TRC	---	---	<0.00600	---	---
Cobalt	mg/l	---	---	---	---	---	---	---	---	---	---	---	---	---	---	<0.00600	---	---	---	---
Copper	mg/l	0.5	TRC	0.05971	DIS	0.0345	DIS	0.02106	DIS	1.3	TRC	---	---	1.3	TRC	0.00161	---	<0.01000	---	---
Iron	mg/l	---	---	---	---	---	---	1	DIS	---	---	---	---	---	---	<0.0600	---	---	---	---
Lead	mg/l	0.1	TRC	0.397378	DIS	0.188291	DIS	0.007337	DIS	0.015	TRC	---	---	0.015	TRC	0.000105 j	---	<0.003000	---	---
Magnesium	mg/l	---	---	---	---	---	---	---	---	---	---	---	---	---	---	---	---	38.9	---	---
Manganese	mg/l	---	---	---	---	---	---	---	---	130.667	---	---	---	130.667	---	0.0516	---	0.0782	---	---
Mercury	mg/l	0.01	TRC	0.005	DIS	0.0024	DIS	0.00001	DIS	0.28	TRC	---	---	0.28	TRC	---	<0.00020	---	---	AZ Aquatic and Wildlife - Warm Water Chronic*
Molybdenum	mg/l	---	---	---	---	---	---	---	---	---	---	---	---	---	---	<0.00800	---	---	---	---
Nickel	mg/l	---	---	9.6954	DIS	1.09172	DIS	0.12126	DIS	28	TRC	0.511	TRC	28	TRC	0.00101	---	<0.01000	---	---
Potassium	mg/l	---	---	---	---	---	---	---	---	---	---	---	---	---	---	---	---	4.53	---	---
Selenium	mg/l	0.05	TRC	0.033	TRC	---	---	0.002	TRC	4.667	TRC	0.667	TRC	4.667	TRC	---	---	0.00032 jd	---	---
Silver	mg/l	---	---	0.017984	DIS	0.017984	DIS	---	---	4.667	TRC	8	TRC	4.667	TRC	<0.000100	---	<0.005000	---	---

Station Name	Bored Spring
Sample ID	RESE-1002119
Sample Date	2/12/2010 1:30:00 PM
Basin	Lower Queen Creek Watershed
Sub-basin	unknown
QC Type	Original data

Surface Water Hydrochemical Data

MONTGOMERY & ASSOCIATES

Parameters and Constituents		Standards														Results				
Name	Units	AZ Agricultural Livestock Watering		AZ Aquatic and Wildlife - Ephemeral Acute		AZ Aquatic and Wildlife - Warm Water Acute		AZ Aquatic and Wildlife - Warm Water Chronic		AZ Full Body Contact		AZ Fish Consumption		AZ Partial Body Contact		Dissolved Results	Total Results	Total Recoverable Results	Field Results	Use Exceeded
		Standard	Fraction	Standard	Fraction	Standard	Fraction	Standard	Fraction	Standard	Fraction	Standard	Fraction	Standard	Fraction					
Metals																				
Sodium	mg/l	---	---	---	---	---	---	---	---	---	---	---	---	---	---	---	---	25.0	---	---
Strontium	mg/l	---	---	---	---	---	---	---	---	---	---	---	---	---	---	0.225	---	---	---	---
Thallium	mg/l	---	---	---	---	0.7	DIS	0.15	DIS	0.075	TRC	0.001	TRC	0.075	TRC	<0.00100	---	<0.00100	---	AZ Fish Consumption*
Zinc	mg/l	25	TRC	2.5961	DIS	0.2736	DIS	0.2736	DIS	280	TRC	5.106	TRC	280	TRC	<0.0100	---	0.0181	---	---
Other																				
Dissolved Organic Carbon	mg/l	---	---	---	---	---	---	---	---	---	---	---	---	---	---	6.01	---	---	---	---

The hardness value used for calculation of hardness-dependent standards is the hardness of the sample itself, not the hardness of a receiving water.
* Detection limit exceeds standard
‡ For comparison only - no analysis exists

Station Name	Bored Spring
Sample ID	RESE-1002157
Sample Date	11/9/2010 11:30:00 AM
Basin	Lower Queen Creek Watershed
Sub-basin	unknown
QC Type	Original data

Surface Water Hydrochemical Data

MONTGOMERY & ASSOCIATES

Parameters and Constituents		Standards														Results				
Name	Units	AZ Agricultural Livestock Watering		AZ Aquatic and Wildlife - Ephemeral Acute		AZ Aquatic and Wildlife - Warm Water Acute		AZ Aquatic and Wildlife - Warm Water Chronic		AZ Full Body Contact		AZ Fish Consumption		AZ Partial Body Contact		Dissolved Results	Total Results	Total Recoverable Results	Field Results	Use Exceeded
		Standard	Fraction	Standard	Fraction	Standard	Fraction	Standard	Fraction	Standard	Fraction	Standard	Fraction	Standard	Fraction					
Field Parameters																				
Dissolved oxygen	mg/l	---	---	---	---	6	---	6	---	---	---	---	---	---	---	---	---	---	8.66	---
Flow Rate	gallons/minute	---	---	---	---	---	---	---	---	---	---	---	---	---	---	---	---	---	0.00	---
pH (Field)	s.u.	6.5 - 9	---	6.5 - 9	---	6.5 - 9	---	6.5 - 9	---	6.5 - 9	---	---	---	6.5 - 9	---	---	---	---	7.44	---
Specific Conductance (Field)	uS/cm	---	---	---	---	---	---	---	---	---	---	---	---	---	---	---	---	---	580	---
Temperature (Field)	Deg C	---	---	---	---	---	---	---	---	---	---	---	---	---	---	---	---	---	16.00	---
Turbidity (Field)	NTUs	---	---	---	---	---	---	---	---	---	---	---	---	---	---	---	---	---	1.88	---
Inorganics																				
Alkalinity (as CaCO3)	mg/l	---	---	---	---	---	---	---	---	---	---	---	---	---	---	---	334	---	---	---
Bicarbonate (Calculated by M&A)	mg/l	---	---	---	---	---	---	---	---	---	---	---	---	---	---	---	407.5	---	---	---
Bicarbonate Alkalinity (as CaCO3)	mg/l	---	---	---	---	---	---	---	---	---	---	---	---	---	---	---	334.0	---	---	---
Bromide	mg/l	---	---	---	---	---	---	---	---	---	---	---	---	---	---	---	0.378	---	---	---
Carbonate (Calculated by M&A)	mg/l	---	---	---	---	---	---	---	---	---	---	---	---	---	---	---	--	---	---	---
Carbonate Alkalinity (as CaCO3)	mg/l	---	---	---	---	---	---	---	---	---	---	---	---	---	---	---	<1.00	---	---	---
Chloride	mg/l	---	---	---	---	---	---	---	---	---	---	---	---	---	---	---	37.90	---	---	---
Fluoride	mg/l	---	---	---	---	---	---	---	---	140	---	---	---	140	---	---	0.284	---	---	---
Hardness (as CaCO3)	mg/l	---	---	---	---	---	---	---	---	---	---	---	---	---	---	---	---	360	---	---
Silica	mg/l	---	---	---	---	---	---	---	---	---	---	---	---	---	---	32.9	---	---	---	---
Sulfate	mg/l	---	---	---	---	---	---	---	---	---	---	---	---	---	---	---	38.7	---	---	---
Lab Parameters																				
Total Dissolved Solids (Laboratory)	mg/l	---	---	---	---	---	---	---	---	---	---	---	---	---	---	---	485	---	---	---
Total Suspended Solids	mg/l	---	---	---	---	---	---	---	---	---	---	---	---	---	---	---	<5.00	---	---	---
Metals																				
Aluminum	mg/l	---	---	---	---	---	---	---	---	---	---	---	---	---	---	<0.0800	---	---	---	---
Antimony	mg/l	---	---	---	---	0.088	DIS	0.03	DIS	0.747	TRC	0.64	TRC	0.747	TRC	<0.00300	---	<0.00300	---	---
Arsenic	mg/l	0.2	TRC	0.44	DIS	0.34	DIS	0.15	DIS	0.03	TRC	0.08	TRC	0.28	TRC	<0.02500	---	<0.02500	---	---
Barium	mg/l	---	---	---	---	---	---	---	---	98	TRC	---	---	98	TRC	0.0615	---	---	---	---
Beryllium	mg/l	---	---	---	---	---	---	---	---	1.867	TRC	0.084	TRC	1.867	TRC	---	---	<0.00200	---	---
Boron	mg/l	---	---	---	---	---	---	---	---	186.667	TRC	---	---	186.667	TRC	---	---	0.0600	---	---
Cadmium	mg/l	0.05	---	0.079102	DIS	0.027296	DIS	0.001365	DIS	0.7	TRC	0.084	TRC	0.7	TRC	<0.000024	---	<0.002000	---	---
Calcium	mg/l	---	---	---	---	---	---	---	---	---	---	---	---	---	---	---	---	83.1	---	---
Chromium	mg/l	1	---	---	---	---	---	---	---	---	---	---	---	---	---	---	---	<0.00600	---	---
Chromium, Hexavalent‡	mg/l	---	---	0.034	DIS	0.016	DIS	0.011	DIS	2.8	TRC	0.15	TRC	2.8	TRC	---	---	<0.00600	---	---
Chromium, Trivalent‡	mg/l	---	---	5.45783	TRC	1.6267	TRC	0.2116	TRC	1400	TRC	75	TRC	1400	TRC	---	---	<0.00600	---	---
Cobalt	mg/l	---	---	---	---	---	---	---	---	---	---	---	---	---	---	<0.00600	---	---	---	---
Copper	mg/l	0.5	TRC	0.07776	DIS	0.04493	DIS	0.02676	DIS	1.3	TRC	---	---	1.3	TRC	0.00304	---	0.01200	---	---
Iron	mg/l	---	---	---	---	---	---	1	DIS	---	---	---	---	---	---	0.1660	---	---	---	---
Lead	mg/l	0.1	TRC	0.531825	DIS	0.251997	DIS	0.00982	DIS	0.015	TRC	---	---	0.015	TRC	0.000404 j	---	<0.003000	---	---
Magnesium	mg/l	---	---	---	---	---	---	---	---	---	---	---	---	---	---	---	---	37.1	---	---
Manganese	mg/l	---	---	---	---	---	---	---	---	130.667	---	---	---	130.667	---	1.3400	---	1.7300	---	---
Mercury	mg/l	0.01	TRC	0.005	DIS	0.0024	DIS	0.00001	DIS	0.28	TRC	---	---	0.28	TRC	---	<0.00020	---	---	AZ Aquatic and Wildlife - Warm Water Chronic*
Molybdenum	mg/l	---	---	---	---	---	---	---	---	---	---	---	---	---	---	<0.00800	---	---	---	---
Nickel	mg/l	---	---	12.29001	DIS	1.38387	DIS	0.15371	DIS	28	TRC	0.511	TRC	28	TRC	0.00418	---	<0.01000	---	---
Potassium	mg/l	---	---	---	---	---	---	---	---	---	---	---	---	---	---	---	---	9.76	---	---
Selenium	mg/l	0.05	TRC	0.033	TRC	---	---	0.002	TRC	4.667	TRC	0.667	TRC	4.667	TRC	---	---	0.00111 jd	---	---
Silver	mg/l	---	---	0.029125	DIS	0.029125	DIS	---	---	4.667	TRC	8	TRC	4.667	TRC	<0.000100	---	<0.005000	---	---

Station Name	Bored Spring
Sample ID	RESE-1002157
Sample Date	11/9/2010 11:30:00 AM
Basin	Lower Queen Creek Watershed
Sub-basin	unknown
QC Type	Original data

Surface Water Hydrochemical Data

MONTGOMERY & ASSOCIATES

Parameters and Constituents		Standards														Results				
Name	Units	AZ Agricultural Livestock Watering		AZ Aquatic and Wildlife - Ephemeral Acute		AZ Aquatic and Wildlife - Warm Water Acute		AZ Aquatic and Wildlife - Warm Water Chronic		AZ Full Body Contact		AZ Fish Consumption		AZ Partial Body Contact		Dissolved Results	Total Results	Total Recoverable Results	Field Results	Use Exceeded
		Standard	Fraction	Standard	Fraction	Standard	Fraction	Standard	Fraction	Standard	Fraction	Standard	Fraction	Standard	Fraction					
Metals																				
Sodium	mg/l	---	---	---	---	---	---	---	---	---	---	---	---	---	---	---	---	23.6	---	---
Strontium	mg/l	---	---	---	---	---	---	---	---	---	---	---	---	---	---	0.326	---	---	---	---
Thallium	mg/l	---	---	---	---	0.7	DIS	0.15	DIS	0.075	TRC	0.001	TRC	0.075	TRC	<0.00100	---	<0.00100	---	AZ Fish Consumption*
Zinc	mg/l	25	TRC	3.292	DIS	0.3469	DIS	0.3469	DIS	280	TRC	5.106	TRC	280	TRC	<0.0100	---	<0.0100	---	---
Other																				
Dissolved Organic Carbon	mg/l	---	---	---	---	---	---	---	---	---	---	---	---	---	---	20.40	---	---	---	---

The hardness value used for calculation of hardness-dependent standards is the hardness of the sample itself, not the hardness of a receiving water.
* Detection limit exceeds standard
‡ For comparison only - no analysis exists

Station Name	Bored Spring
Sample ID	RESE-1002238
Sample Date	5/7/2012 1:00:00 PM
Basin	Lower Queen Creek Watershed
Sub-basin	unknown
QC Type	Original data

Surface Water Hydrochemical Data

MONTGOMERY & ASSOCIATES

Parameters and Constituents		Standards														Results				
Name	Units	AZ Agricultural Livestock Watering		AZ Aquatic and Wildlife - Ephemeral Acute		AZ Aquatic and Wildlife - Warm Water Acute		AZ Aquatic and Wildlife - Warm Water Chronic		AZ Full Body Contact		AZ Fish Consumption		AZ Partial Body Contact		Dissolved Results	Total Results	Total Recoverable Results	Field Results	Use Exceeded
		Standard	Fraction	Standard	Fraction	Standard	Fraction	Standard	Fraction	Standard	Fraction	Standard	Fraction	Standard	Fraction					
Field Parameters																				
Dissolved oxygen	mg/l	---	---	---	---	6	---	6	---	---	---	---	---	---	---	---	---	---	8.22	---
Flow Rate	gallons/minute	---	---	---	---	---	---	---	---	---	---	---	---	---	---	---	---	---	1.00 j	---
pH (Field)	s.u.	6.5 - 9	---	6.5 - 9	---	6.5 - 9	---	6.5 - 9	---	6.5 - 9	---	---	---	6.5 - 9	---	---	---	---	8.55	---
Specific Conductance (Field)	uS/cm	---	---	---	---	---	---	---	---	---	---	---	---	---	---	---	---	---	573	---
Temperature (Field)	Deg C	---	---	---	---	---	---	---	---	---	---	---	---	---	---	---	---	---	23.22	---
Turbidity (Field)	NTUs	---	---	---	---	---	---	---	---	---	---	---	---	---	---	---	---	---	12.21	---
Inorganics																				
Alkalinity (as CaCO3)	mg/l	---	---	---	---	---	---	---	---	---	---	---	---	---	---	---	194 j-	---	---	---
Bicarbonate (Calculated by M&A)	mg/l	---	---	---	---	---	---	---	---	---	---	---	---	---	---	---	220.8	---	---	---
Bicarbonate Alkalinity (as CaCO3)	mg/l	---	---	---	---	---	---	---	---	---	---	---	---	---	---	---	181.0 j-	---	---	---
Bromide	mg/l	---	---	---	---	---	---	---	---	---	---	---	---	---	---	---	0.720 j-	---	---	---
Carbonate (Calculated by M&A)	mg/l	---	---	---	---	---	---	---	---	---	---	---	---	---	---	---	7.80	---	---	---
Carbonate Alkalinity (as CaCO3)	mg/l	---	---	---	---	---	---	---	---	---	---	---	---	---	---	---	13.00 j-	---	---	---
Chloride	mg/l	---	---	---	---	---	---	---	---	---	---	---	---	---	---	---	37.70 j-d	---	---	---
Fluoride	mg/l	---	---	---	---	---	---	---	---	140	---	---	---	140	---	---	0.360 j-	---	---	---
Hardness (as CaCO3)	mg/l	---	---	---	---	---	---	---	---	---	---	---	---	---	---	---	---	276	---	---
Silica	mg/l	---	---	---	---	---	---	---	---	---	---	---	---	---	---	38.1	---	---	---	---
Sulfate	mg/l	---	---	---	---	---	---	---	---	---	---	---	---	---	---	---	93.5 j-d	---	---	---
Lab Parameters																				
Total Dissolved Solids (Laboratory)	mg/l	---	---	---	---	---	---	---	---	---	---	---	---	---	---	---	397 j-	---	---	---
Total Suspended Solids	mg/l	---	---	---	---	---	---	---	---	---	---	---	---	---	---	---	9.00 j-	---	---	---
Metals																				
Aluminum	mg/l	---	---	---	---	---	---	---	---	---	---	---	---	---	---	<0.0222	---	---	---	---
Antimony	mg/l	---	---	---	---	0.088	DIS	0.03	DIS	0.747	TRC	0.64	TRC	0.747	TRC	<0.00300	---	<0.00015	---	---
Arsenic	mg/l	0.2	TRC	0.44	DIS	0.34	DIS	0.15	DIS	0.03	TRC	0.08	TRC	0.28	TRC	<0.00670	---	<0.00330	---	---
Barium	mg/l	---	---	---	---	---	---	---	---	98	TRC	---	---	98	TRC	---	---	0.0093	---	---
Beryllium	mg/l	---	---	---	---	---	---	---	---	1.867	TRC	0.084	TRC	1.867	TRC	---	---	<0.00031	---	---
Boron	mg/l	---	---	---	---	---	---	---	---	186.667	TRC	---	---	186.667	TRC	---	---	0.0342	---	---
Cadmium	mg/l	0.05	---	0.087609	DIS	0.030232	DIS	0.001468	DIS	0.7	TRC	0.084	TRC	0.7	TRC	<0.000014	---	<0.000290	---	---
Calcium	mg/l	---	---	---	---	---	---	---	---	---	---	---	---	---	---	---	---	36.0	---	---
Chromium	mg/l	1	---	---	---	---	---	---	---	---	---	---	---	---	---	---	---	0.00250 j	---	---
Chromium, Hexavalent‡	mg/l	---	---	0.034	DIS	0.016	DIS	0.011	DIS	2.8	TRC	0.15	TRC	2.8	TRC	---	---	0.00250 j	---	---
Chromium, Trivalent‡	mg/l	---	---	5.9497	TRC	1.7733	TRC	0.23067	TRC	1400	TRC	75	TRC	1400	TRC	---	---	0.00250 j	---	---
Cobalt	mg/l	---	---	---	---	---	---	---	---	---	---	---	---	---	---	<0.00140	---	---	---	---
Copper	mg/l	0.5	TRC	0.08588	DIS	0.04962	DIS	0.02928	DIS	1.3	TRC	---	---	1.3	TRC	0.00490	---	0.00820	---	---
Iron	mg/l	---	---	---	---	---	---	1	DIS	---	---	---	---	---	---	<0.0222	---	---	---	---
Lead	mg/l	0.1	TRC	0.592712	DIS	0.280846	DIS	0.010944	DIS	0.015	TRC	---	---	0.015	TRC	<0.000059	---	0.000240 jd	---	---
Magnesium	mg/l	---	---	---	---	---	---	---	---	---	---	---	---	---	---	---	---	45.3	---	---
Manganese	mg/l	---	---	---	---	---	---	---	---	130.667	---	---	---	130.667	---	0.0041	---	0.0666	---	---
Mercury	mg/l	0.01	TRC	0.005	DIS	0.0024	DIS	0.00001	DIS	0.28	TRC	---	---	0.28	TRC	---	<0.000054	---	---	AZ Aquatic and Wildlife - Warm Water Chronic*
Molybdenum	mg/l	---	---	---	---	---	---	---	---	---	---	---	---	---	---	<0.00810	---	---	---	---
Nickel	mg/l	---	---	13.43579	DIS	1.51289	DIS	0.16804	DIS	28	TRC	0.511	TRC	28	TRC	0.00150	---	<0.00200	---	---
Potassium	mg/l	---	---	---	---	---	---	---	---	---	---	---	---	---	---	---	---	5.86	---	---
Selenium	mg/l	0.05	TRC	0.033	TRC	---	---	0.002	TRC	4.667	TRC	0.667	TRC	4.667	TRC	---	---	0.00066 jd	---	---
Silver	mg/l	---	---	0.034911	DIS	0.034911	DIS	---	---	4.667	TRC	8	TRC	4.667	TRC	<0.000014	---	<0.000700	---	---

Station Name	Bored Spring
Sample ID	RESE-1002238
Sample Date	5/7/2012 1:00:00 PM
Basin	Lower Queen Creek Watershed
Sub-basin	unknown
QC Type	Original data

Surface Water Hydrochemical Data

MONTGOMERY & ASSOCIATES

Parameters and Constituents		Standards														Results				
Name	Units	AZ Agricultural Livestock Watering		AZ Aquatic and Wildlife - Ephemeral Acute		AZ Aquatic and Wildlife - Warm Water Acute		AZ Aquatic and Wildlife - Warm Water Chronic		AZ Full Body Contact		AZ Fish Consumption		AZ Partial Body Contact		Dissolved Results	Total Results	Total Recoverable Results	Field Results	Use Exceeded
		Standard	Fraction	Standard	Fraction	Standard	Fraction	Standard	Fraction	Standard	Fraction	Standard	Fraction	Standard	Fraction					
Metals																				
Sodium	mg/l	---	---	---	---	---	---	---	---	---	---	---	---	---	---	---	---	30.2	---	---
Strontium (by isotope dilution)	ppm	---	---	---	---	---	---	---	---	---	---	---	---	---	---	---	0.2101	---	---	---
Thallium	mg/l	---	---	---	---	0.7	DIS	0.15	DIS	0.075	TRC	0.001	TRC	0.075	TRC	<0.000008	---	<0.000009	---	---
Zinc	mg/l	25	TRC	3.5994	DIS	0.3793	DIS	0.3793	DIS	280	TRC	5.106	TRC	280	TRC	<0.0026	---	<0.0050	---	---
Radiogenic Isotopes																				
Carbon 14	pmC	---	---	---	---	---	---	---	---	---	---	---	---	---	---	---	82.97	---	---	---
Strontium 87/86	none	---	---	---	---	---	---	---	---	---	---	---	---	---	---	---	0.709427	---	---	---
Tritium	TU	---	---	---	---	---	---	---	---	---	---	---	---	---	---	---	4.47	---	---	---
Stable Isotopes																				
Delta Carbon-13 of DIC	per mil	---	---	---	---	---	---	---	---	---	---	---	---	---	---	---	-8.5	---	---	---
Delta Deuterium	per mil	---	---	---	---	---	---	---	---	---	---	---	---	---	---	---	-48.7	---	---	---
Delta Oxygen-18	per mil	---	---	---	---	---	---	---	---	---	---	---	---	---	---	---	-3.94	---	---	---
Delta Oxygen-18 of Sulfate	per mil	---	---	---	---	---	---	---	---	---	---	---	---	---	---	---	1.4	---	---	---
Delta Sulfur-34	per mil	---	---	---	---	---	---	---	---	---	---	---	---	---	---	---	3.0	---	---	---

The hardness value used for calculation of hardness-dependent standards is the hardness of the sample itself, not the hardness of a receiving water.
* Detection limit exceeds standard
‡ For comparison only - no analysis exists

Explanation of Codes

Absent = Analyte not present
ge = Greater than or equal to reported value
i = Insufficient sample
j = Estimated value
j+ = Estimated value, high bias
j- = Estimated value, low bias
Lost = Sample lost in processing
n = Not measured
na = Not available
Present = Analyte was detected

ND = Not Detected
Not Applicable = Analyte not applicable
q = Uncertain value
r = Unusable data
< = Less than reported detection limit
> = Greater than reported value
d = Diluted. Diluted samples are indicated only when value is estimated.
LD = Laboratory duplicate
SP = Split sample
SPD = Split-Duplicate

Station Name	Boulder Hole
Sample ID	RESE-1001008
Sample Date	5/22/2003 10:00:00 AM
Basin	Upper Queen Creek Watershed
Sub-basin	unknown
QC Type	Original data

Surface Water Hydrochemical Data

MONTGOMERY & ASSOCIATES

Parameters and Constituents		Standards														Results				
Name	Units	AZ Agricultural Livestock Watering		AZ Aquatic and Wildlife - Ephemeral Acute		AZ Aquatic and Wildlife - Warm Water Acute		AZ Aquatic and Wildlife - Warm Water Chronic		AZ Full Body Contact		AZ Fish Consumption		AZ Partial Body Contact		Dissolved Results	Total Results	Total Recoverable Results	Field Results	Use Exceeded
		Standard	Fraction	Standard	Fraction	Standard	Fraction	Standard	Fraction	Standard	Fraction	Standard	Fraction	Standard	Fraction					
Bacteria																				
E. Coli	none	---	---	---	---	---	---	---	---	235	---	---	---	575	---	---	Absent	---	---	---
Total Coliforms	none	---	---	---	---	---	---	---	---	---	---	---	---	---	---	---	Present	---	---	---
Field Parameters																				
Dissolved oxygen	mg/l	---	---	---	---	6	---	6	---	---	---	---	---	---	---	---	---	---	5.09	AZ Aquatic and Wildlife - Warm Water Acute† AZ Aquatic and Wildlife - Warm Water Chronic†
Flow Rate	gallons/minute	---	---	---	---	---	---	---	---	---	---	---	---	---	---	---	---	---	0.0	---
pH (Field)	s.u.	6.5 - 9	---	6.5 - 9	---	6.5 - 9	---	6.5 - 9	---	6.5 - 9	---	---	---	6.5 - 9	---	---	---	---	7.80	---
Specific Conductance (Field)	uS/cm	---	---	---	---	---	---	---	---	---	---	---	---	---	---	---	---	---	441.0	---
Temperature (Field)	Deg C	---	---	---	---	---	---	---	---	---	---	---	---	---	---	---	---	---	19.80	---
Turbidity (Field)	NTUs	---	---	---	---	---	---	---	---	---	---	---	---	---	---	---	---	---	1.98	---
Inorganics																				
Alkalinity (as CaCO3)	mg/l	---	---	---	---	---	---	---	---	---	---	---	---	---	---	---	240.0	---	---	---
Bicarbonate (Calculated by M&A)	mg/l	---	---	---	---	---	---	---	---	---	---	---	---	---	---	---	292.8	---	---	---
Bicarbonate Alkalinity (as CaCO3)	mg/l	---	---	---	---	---	---	---	---	---	---	---	---	---	---	---	240.0	---	---	---
Bromide	mg/l	---	---	---	---	---	---	---	---	---	---	---	---	---	---	0.240	---	---	---	---
Carbonate (Calculated by M&A)	mg/l	---	---	---	---	---	---	---	---	---	---	---	---	---	---	---	--	---	---	---
Carbonate Alkalinity (as CaCO3)	mg/l	---	---	---	---	---	---	---	---	---	---	---	---	---	---	---	<1.00	---	---	---
Chloride	mg/l	---	---	---	---	---	---	---	---	---	---	---	---	---	---	---	13.40	---	---	---
Cyanide, Free	mg/l	0.2	TRC	0.08	TRC	0.04	TRC	0.01	TRC	18.67	TRC	16	TRC	18.67	TRC	---	<0.10	---	---	AZ Aquatic and Wildlife - Ephemeral Acute* AZ Aquatic and Wildlife - Warm Water Acute* AZ Aquatic and Wildlife - Warm Water Chronic*
Fluoride	mg/l	---	---	---	---	---	---	---	---	140	---	---	---	140	---	0.130	---	---	---	---
Hardness (as CaCO3)	mg/l	---	---	---	---	---	---	---	---	---	---	---	---	---	---	---	236.0	---	---	---
Nitrate as N	mg/l	---	---	---	---	---	---	---	---	3733.33	---	---	---	3733.33	---	---	<0.10	---	---	---
Nitrate+Nitrite as N	mg/l	---	---	---	---	---	---	---	---	---	---	---	---	---	---	---	<0.10	---	---	---
Nitrate+Nitrite as N (calculated by M&A)	mg/l	---	---	---	---	---	---	---	---	3733.33	---	---	---	3733.33	---	---	--	---	---	---
Nitrite as N	mg/l	---	---	---	---	---	---	---	---	233.33	---	---	---	233.33	---	---	<0.10	---	---	---
Ortho-Phosphate	mg/l	---	---	---	---	---	---	---	---	---	---	---	---	---	---	---	<0.50	---	---	---
Silica	mg/l	---	---	---	---	---	---	---	---	---	---	---	---	---	---	---	41.5	---	---	---
Sulfate	mg/l	---	---	---	---	---	---	---	---	---	---	---	---	---	---	---	20.70	---	---	---
Sulfide	mg/l	---	---	---	---	---	---	---	---	---	---	---	---	---	---	---	<1.000	---	---	---
Lab Parameters																				
Color	Color Units	---	---	---	---	---	---	---	---	---	---	---	---	---	---	---	20.0	---	---	---
Total Dissolved Solids (Laboratory)	mg/l	---	---	---	---	---	---	---	---	---	---	---	---	---	---	---	333	---	---	---
Total Suspended Solids	mg/l	---	---	---	---	---	---	---	---	---	---	---	---	---	---	---	6.00	---	---	---
Metals																				
Aluminum	mg/l	---	---	---	---	---	---	---	---	---	---	---	---	---	---	---	<0.0200	---	---	---
Antimony	mg/l	---	---	---	---	0.088	DIS	0.03	DIS	0.747	TRC	0.64	TRC	0.747	TRC	<0.00600	<0.00600	<0.00600	---	---
Arsenic	mg/l	0.2	TRC	0.44	DIS	0.34	DIS	0.15	DIS	0.03	TRC	0.08	TRC	0.28	TRC	0.0140	0.0150	0.0140	---	---
Barium	mg/l	---	---	---	---	---	---	---	---	98	TRC	---	---	98	TRC	0.0408	---	---	---	---
Beryllium	mg/l	---	---	---	---	---	---	---	---	1.867	TRC	0.084	TRC	1.867	TRC	<0.00200	<0.00200	<0.00200	---	---
Boron	mg/l	---	---	---	---	---	---	---	---	186.667	TRC	---	---	186.667	TRC	<0.0400	---	---	---	---
Cadmium	mg/l	0.05	---	0.052515	DIS	0.018122	DIS	0.001019	DIS	0.7	TRC	0.084	TRC	0.7	TRC	<0.000100	<0.000100	<0.000100	---	---
Calcium	mg/l	---	---	---	---	---	---	---	---	---	---	---	---	---	---	---	74.8	---	---	---
Chromium	mg/l	1	---	---	---	---	---	---	---	---	---	---	---	---	---	---	---	<0.00600	---	---
Chromium, Hexavalent‡	mg/l	---	---	0.034	DIS	0.016	DIS	0.011	DIS	2.8	TRC	0.15	TRC	2.8	TRC	---	---	<0.00600	---	---

Station Name	Boulder Hole
Sample ID	RESE-1001008
Sample Date	5/22/2003 10:00:00 AM
Basin	Upper Queen Creek Watershed
Sub-basin	unknown
QC Type	Original data

Surface Water Hydrochemical Data

MONTGOMERY & ASSOCIATES

Parameters and Constituents		Standards														Results				
Name	Units	AZ Agricultural Livestock Watering		AZ Aquatic and Wildlife - Ephemeral Acute		AZ Aquatic and Wildlife - Warm Water Acute		AZ Aquatic and Wildlife - Warm Water Chronic		AZ Full Body Contact		AZ Fish Consumption		AZ Partial Body Contact		Dissolved Results	Total Results	Total Recoverable Results	Field Results	Use Exceeded
		Standard	Fraction	Standard	Fraction	Standard	Fraction	Standard	Fraction	Standard	Fraction	Standard	Fraction	Standard	Fraction					
Metals																				
Chromium, Trivalent‡	mg/l	---	---	3.8621	TRC	1.15109	TRC	0.14973	TRC	1400	TRC	75	TRC	1400	TRC	---	---	<0.00600	---	---
Cobalt	mg/l	---	---	---	---	---	---	---	---	---	---	---	---	---	---	---	<0.00600	---	---	---
Copper	mg/l	0.5	TRC	0.05224	DIS	0.03018	DIS	0.01865	DIS	1.3	TRC	---	---	1.3	TRC	<0.00300	<0.00300	<0.00300	---	---
Iron	mg/l	---	---	---	---	---	---	1	DIS	---	---	---	---	---	---	---	0.0310	---	---	---
Lead	mg/l	0.1	TRC	0.342311	DIS	0.162198	DIS	0.006321	DIS	0.015	TRC	---	---	0.015	TRC	<0.003000	<0.005000	<0.003000	---	---
Magnesium	mg/l	---	---	---	---	---	---	---	---	---	---	---	---	---	---	---	12.00	---	---	---
Manganese	mg/l	---	---	---	---	---	---	---	---	130.66701	---	---	---	130.66701	---	---	---	0.09420	---	---
Mercury	mg/l	0.01	TRC	0.005	DIS	0.0024	DIS	0.00001	DIS	0.28	TRC	---	---	0.28	TRC	<0.00020	<0.00020	---	---	AZ Aquatic and Wildlife - Warm Water Chronic*
Molybdenum	mg/l	---	---	---	---	---	---	---	---	---	---	---	---	---	---	---	0.01300	---	---	---
Nickel	mg/l	---	---	8.59813	DIS	0.96816	DIS	0.10753	DIS	28	TRC	0.511	TRC	28	TRC	<0.01000	---	<0.01000	---	---
Potassium	mg/l	---	---	---	---	---	---	---	---	---	---	---	---	---	---	---	2.50	---	---	---
Selenium	mg/l	0.05	TRC	0.033	TRC	---	---	0.002	TRC	4.667	TRC	0.667	TRC	4.667	TRC	---	<0.00300	<0.00300	---	AZ Aquatic and Wildlife - Warm Water Chronic*
Silver	mg/l	---	---	0.014087	DIS	0.014087	DIS	---	---	4.667	TRC	8	TRC	4.667	TRC	<0.000100	<0.000100	<0.000100	---	---
Sodium	mg/l	---	---	---	---	---	---	---	---	---	---	---	---	---	---	---	16.00	---	---	---
Thallium	mg/l	---	---	---	---	0.7	DIS	0.15	DIS	0.075	TRC	0.001	TRC	0.075	TRC	<0.00200	---	<0.00200	---	AZ Fish Consumption*
Uranium	mg/l	---	---	---	---	---	---	---	---	2.8	---	---	---	2.8	---	---	0.00129	---	---	---
Zinc	mg/l	25	TRC	2.30183	DIS	0.24256	DIS	0.24256	DIS	280	TRC	5.106	TRC	280	TRC	0.00990	0.00940	0.01040	---	---
Other																				
Anions (Laboratory)	meq/l	---	---	---	---	---	---	---	---	---	---	---	---	---	---	---	5.61	---	---	---
Cations (Laboratory)	meq/l	---	---	---	---	---	---	---	---	---	---	---	---	---	---	---	5.48	---	---	---
Radiologicals																				
Gross Alpha	pCi/l	---	---	---	---	---	---	---	---	---	---	---	---	---	---	---	<2.40	---	---	---
Gross Beta	pCi/l	---	---	---	---	---	---	---	---	---	---	---	---	---	---	---	<3.60	---	---	---
Radionuclides																				
Radium 226	pCi/l	---	---	---	---	---	---	---	---	---	---	---	---	---	---	---	<0.90	---	---	---
Radium 226 + Radium 228	pCi/l	---	---	---	---	---	---	---	---	---	---	---	---	---	---	---	--	---	---	---
Radium 228	pCi/l	---	---	---	---	---	---	---	---	---	---	---	---	---	---	---	<1.50	---	---	---

The hardness value used for calculation of hardness-dependent standards is the hardness of the sample itself, not the hardness of a receiving water.
* Detection limit exceeds standard
† Exceedance is considered less than regulatory limit
‡ For comparison only - no analysis exists

Station Name	Boulder Hole
Sample ID	RESE-1001023
Sample Date	9/4/2003 7:30:00 AM
Basin	Upper Queen Creek Watershed
Sub-basin	unknown
QC Type	Original data

Surface Water Hydrochemical Data

MONTGOMERY & ASSOCIATES

Parameters and Constituents		Standards														Results				
Name	Units	AZ Agricultural Livestock Watering		AZ Aquatic and Wildlife - Ephemeral Acute		AZ Aquatic and Wildlife - Warm Water Acute		AZ Aquatic and Wildlife - Warm Water Chronic		AZ Full Body Contact		AZ Fish Consumption		AZ Partial Body Contact		Dissolved Results	Total Results	Total Recoverable Results	Field Results	Use Exceeded
		Standard	Fraction	Standard	Fraction	Standard	Fraction	Standard	Fraction	Standard	Fraction	Standard	Fraction	Standard	Fraction					
Bacteria																				
E. Coli	none	---	---	---	---	---	---	---	---	235	---	---	---	575	---	---	Present	---	---	---
Total Coliforms	none	---	---	---	---	---	---	---	---	---	---	---	---	---	---	---	Present	---	---	---
Field Parameters																				
Dissolved oxygen	mg/l	---	---	---	---	6	---	6	---	---	---	---	---	---	---	---	---	---	0.90	AZ Aquatic and Wildlife - Warm Water Acute† AZ Aquatic and Wildlife - Warm Water Chronic†
Flow Rate	gallons/minute	---	---	---	---	---	---	---	---	---	---	---	---	---	---	---	---	---	0.0	---
pH (Field)	s.u.	6.5 - 9	---	6.5 - 9	---	6.5 - 9	---	6.5 - 9	---	6.5 - 9	---	---	---	6.5 - 9	---	---	---	---	7.50	---
Specific Conductance (Field)	uS/cm	---	---	---	---	---	---	---	---	---	---	---	---	---	---	---	---	---	412.0	---
Temperature (Field)	Deg C	---	---	---	---	---	---	---	---	---	---	---	---	---	---	---	---	---	24.20	---
Turbidity (Field)	NTUs	---	---	---	---	---	---	---	---	---	---	---	---	---	---	---	---	---	0.65	---
Inorganics																				
Alkalinity (as CaCO3)	mg/l	---	---	---	---	---	---	---	---	---	---	---	---	---	---	---	174.0	---	---	---
Bicarbonate (Calculated by M&A)	mg/l	---	---	---	---	---	---	---	---	---	---	---	---	---	---	---	212.3	---	---	---
Bicarbonate Alkalinity (as CaCO3)	mg/l	---	---	---	---	---	---	---	---	---	---	---	---	---	---	---	174.0	---	---	---
Bromide	mg/l	---	---	---	---	---	---	---	---	---	---	---	---	---	---	0.140	---	---	---	---
Carbonate (Calculated by M&A)	mg/l	---	---	---	---	---	---	---	---	---	---	---	---	---	---	---	--	---	---	---
Carbonate Alkalinity (as CaCO3)	mg/l	---	---	---	---	---	---	---	---	---	---	---	---	---	---	---	<1.00	---	---	---
Chloride	mg/l	---	---	---	---	---	---	---	---	---	---	---	---	---	---	---	8.11	---	---	---
Cyanide, Total	mg/l	---	---	---	---	---	---	---	---	---	---	---	---	---	---	---	<0.010	---	---	---
Fluoride	mg/l	---	---	---	---	---	---	---	---	140	---	---	---	140	---	0.120	---	---	---	---
Hardness (as CaCO3)	mg/l	---	---	---	---	---	---	---	---	---	---	---	---	---	---	---	179.0	---	---	---
Nitrate as N	mg/l	---	---	---	---	---	---	---	---	3733.33	---	---	---	3733.33	---	---	0.16	---	---	---
Nitrate+Nitrite as N	mg/l	---	---	---	---	---	---	---	---	---	---	---	---	---	---	---	0.16	---	---	---
Nitrate+Nitrite as N (calculated by M&A)	mg/l	---	---	---	---	---	---	---	---	3733.33	---	---	---	3733.33	---	---	0.16	---	---	---
Nitrite as N	mg/l	---	---	---	---	---	---	---	---	233.33	---	---	---	233.33	---	---	<0.10	---	---	---
Ortho-Phosphate	mg/l	---	---	---	---	---	---	---	---	---	---	---	---	---	---	---	<0.50	---	---	---
Silica	mg/l	---	---	---	---	---	---	---	---	---	---	---	---	---	---	---	33.2	---	---	---
Sulfate	mg/l	---	---	---	---	---	---	---	---	---	---	---	---	---	---	---	23.00	---	---	---
Sulfide	mg/l	---	---	---	---	---	---	---	---	---	---	---	---	---	---	---	<1.000	---	---	---
Lab Parameters																				
Color	Color Units	---	---	---	---	---	---	---	---	---	---	---	---	---	---	---	37.0	---	---	---
Total Dissolved Solids (Laboratory)	mg/l	---	---	---	---	---	---	---	---	---	---	---	---	---	---	---	214	---	---	---
Total Suspended Solids	mg/l	---	---	---	---	---	---	---	---	---	---	---	---	---	---	---	5.00	---	---	---
Metals																				
Aluminum	mg/l	---	---	---	---	---	---	---	---	---	---	---	---	---	---	---	<0.0200	---	---	---
Antimony	mg/l	---	---	---	---	0.088	DIS	0.03	DIS	0.747	TRC	0.64	TRC	0.747	TRC	<0.00300	<0.00300	<0.00300	---	---
Arsenic	mg/l	0.2	TRC	0.44	DIS	0.34	DIS	0.15	DIS	0.03	TRC	0.08	TRC	0.28	TRC	0.0300	0.0330	0.0290	---	---
Barium	mg/l	---	---	---	---	---	---	---	---	98	TRC	---	---	98	TRC	0.0481	---	---	---	---
Beryllium	mg/l	---	---	---	---	---	---	---	---	1.867	TRC	0.084	TRC	1.867	TRC	<0.00200	<0.00200	<0.00200	---	---
Boron	mg/l	---	---	---	---	---	---	---	---	186.667	TRC	---	---	186.667	TRC	---	0.0430	---	---	---
Cadmium	mg/l	0.05	---	0.040154	DIS	0.013856	DIS	0.000841	DIS	0.7	TRC	0.084	TRC	0.7	TRC	<0.000100	<0.000100	<0.000100	---	---
Calcium	mg/l	---	---	---	---	---	---	---	---	---	---	---	---	---	---	---	56.1	---	---	---
Chromium	mg/l	1	---	---	---	---	---	---	---	---	---	---	---	---	---	<0.00600	---	<0.00600	---	---
Chromium, Hexavalent‡	mg/l	---	---	0.034	DIS	0.016	DIS	0.011	DIS	2.8	TRC	0.15	TRC	2.8	TRC	<0.00600	---	<0.00600	---	---
Chromium, Trivalent‡	mg/l	---	---	3.0796	TRC	0.91787	TRC	0.1194	TRC	1400	TRC	75	TRC	1400	TRC	<0.00600	---	<0.00600	---	---
Cobalt	mg/l	---	---	---	---	---	---	---	---	---	---	---	---	---	---	---	<0.00600	---	---	---

Station Name	Boulder Hole
Sample ID	RESE-1001023
Sample Date	9/4/2003 7:30:00 AM
Basin	Upper Queen Creek Watershed
Sub-basin	unknown
QC Type	Original data

Surface Water Hydrochemical Data

MONTGOMERY & ASSOCIATES

Parameters and Constituents		Standards														Results				
Name	Units	AZ Agricultural Livestock Watering		AZ Aquatic and Wildlife - Ephemeral Acute		AZ Aquatic and Wildlife - Warm Water Acute		AZ Aquatic and Wildlife - Warm Water Chronic		AZ Full Body Contact		AZ Fish Consumption		AZ Partial Body Contact		Dissolved Results	Total Results	Total Recoverable Results	Field Results	Use Exceeded
		Standard	Fraction	Standard	Fraction	Standard	Fraction	Standard	Fraction	Standard	Fraction	Standard	Fraction	Standard	Fraction					
Metals																				
Copper	mg/l	0.5	TRC	0.04026	DIS	0.02326	DIS	0.01473	DIS	1.3	TRC	---	---	1.3	TRC	<0.00300	0.00380	0.00340	---	---
Iron	mg/l	---	---	---	---	---	---	1	DIS	---	---	---	---	---	---	---	0.0480	---	---	---
Lead	mg/l	0.1	TRC	0.255325	DIS	0.120981	DIS	0.004714	DIS	0.015	TRC	---	---	0.015	TRC	<0.003000	<0.005000	<0.003000	---	---
Magnesium	mg/l	---	---	---	---	---	---	---	---	---	---	---	---	---	---	---	9.40	---	---	---
Manganese	mg/l	---	---	---	---	---	---	---	---	130.66701	---	---	---	130.66701	---	---	---	0.12400	---	---
Mercury	mg/l	0.01	TRC	0.005	DIS	0.0024	DIS	0.00001	DIS	0.28	TRC	---	---	0.28	TRC	<0.00020	<0.00020	---	---	AZ Aquatic and Wildlife - Warm Water Chronic*
Molybdenum	mg/l	---	---	---	---	---	---	---	---	---	---	---	---	---	---	---	0.00970	---	---	---
Nickel	mg/l	---	---	6.80509	DIS	0.76626	DIS	0.08511	DIS	28	TRC	0.511	TRC	28	TRC	<0.01000	---	<0.01000	---	---
Potassium	mg/l	---	---	---	---	---	---	---	---	---	---	---	---	---	---	---	4.30	---	---	---
Selenium	mg/l	0.05	TRC	0.033	TRC	---	---	0.002	TRC	4.667	TRC	0.667	TRC	4.667	TRC	---	<0.00300	<0.00300	---	AZ Aquatic and Wildlife - Warm Water Chronic*
Silver	mg/l	---	---	0.008756	DIS	0.008756	DIS	---	---	4.667	TRC	8	TRC	4.667	TRC	<0.000100	<0.000100	<0.000100	---	---
Sodium	mg/l	---	---	---	---	---	---	---	---	---	---	---	---	---	---	---	12.30	---	---	---
Thallium	mg/l	---	---	---	---	0.7	DIS	0.15	DIS	0.075	TRC	0.001	TRC	0.075	TRC	<0.00200	<0.00200	---	---	AZ Fish Consumption*
Zinc	mg/l	25	TRC	1.82116	DIS	0.19191	DIS	0.19191	DIS	280	TRC	5.106	TRC	280	TRC	0.00510	<0.00500	<0.00500	---	---

The hardness value used for calculation of hardness-dependent standards is the hardness of the sample itself, not the hardness of a receiving water.
* Detection limit exceeds standard
† Exceedance is considered less than regulatory limit
‡ For comparison only - no analysis exists

Station Name	Boulder Hole
Sample ID	RESE-1001028
Sample Date	11/3/2003 12:15:00 PM
Basin	Upper Queen Creek Watershed
Sub-basin	unknown
QC Type	Original data

Surface Water Hydrochemical Data

MONTGOMERY & ASSOCIATES

Parameters and Constituents		Standards														Results				
Name	Units	AZ Agricultural Livestock Watering		AZ Aquatic and Wildlife - Ephemeral Acute		AZ Aquatic and Wildlife - Warm Water Acute		AZ Aquatic and Wildlife - Warm Water Chronic		AZ Full Body Contact		AZ Fish Consumption		AZ Partial Body Contact		Dissolved Results	Total Results	Total Recoverable Results	Field Results	Use Exceeded
		Standard	Fraction	Standard	Fraction	Standard	Fraction	Standard	Fraction	Standard	Fraction	Standard	Fraction	Standard	Fraction					
Bacteria																				
E. Coli	MPN/100ml	---	---	---	---	---	---	---	---	235	---	---	---	575	---	---	2.0	---	---	---
Total Coliforms	MPN/100ml	---	---	---	---	---	---	---	---	---	---	---	---	---	---	---	300	---	---	---
Field Parameters																				
Dissolved oxygen	mg/l	---	---	---	---	6	---	6	---	---	---	---	---	---	---	---	---	---	4.00	AZ Aquatic and Wildlife - Warm Water Acute† AZ Aquatic and Wildlife - Warm Water Chronic†
Flow Rate	gallons/minute	---	---	---	---	---	---	---	---	---	---	---	---	---	---	---	---	---	0.0	---
pH (Field)	s.u.	6.5 - 9	---	6.5 - 9	---	6.5 - 9	---	6.5 - 9	---	6.5 - 9	---	---	---	6.5 - 9	---	---	---	---	7.50	---
Specific Conductance (Field)	uS/cm	---	---	---	---	---	---	---	---	---	---	---	---	---	---	---	---	---	747.0	---
Temperature (Field)	Deg C	---	---	---	---	---	---	---	---	---	---	---	---	---	---	---	---	---	15.80	---
Turbidity (Field)	NTUs	---	---	---	---	---	---	---	---	---	---	---	---	---	---	---	---	---	0.67	---
Inorganics																				
Alkalinity (as CaCO3)	mg/l	---	---	---	---	---	---	---	---	---	---	---	---	---	---	---	327.0	---	---	---
Bicarbonate (Calculated by M&A)	mg/l	---	---	---	---	---	---	---	---	---	---	---	---	---	---	---	398.9	---	---	---
Bicarbonate Alkalinity (as CaCO3)	mg/l	---	---	---	---	---	---	---	---	---	---	---	---	---	---	---	327.0	---	---	---
Bromide	mg/l	---	---	---	---	---	---	---	---	---	---	---	---	---	---	---	0.350	---	---	---
Carbonate (Calculated by M&A)	mg/l	---	---	---	---	---	---	---	---	---	---	---	---	---	---	---	--	---	---	---
Carbonate Alkalinity (as CaCO3)	mg/l	---	---	---	---	---	---	---	---	---	---	---	---	---	---	---	<1.00	---	---	---
Chloride	mg/l	---	---	---	---	---	---	---	---	---	---	---	---	---	---	---	18.50	---	---	---
Fluoride	mg/l	---	---	---	---	---	---	---	---	140	---	---	---	140	---	---	0.140	---	---	---
Hardness (as CaCO3)	mg/l	---	---	---	---	---	---	---	---	---	---	---	---	---	---	---	353.0	---	---	---
Nitrate as N	mg/l	---	---	---	---	---	---	---	---	3733.33	---	---	---	3733.33	---	---	<0.10	---	---	---
Nitrate+Nitrite as N	mg/l	---	---	---	---	---	---	---	---	---	---	---	---	---	---	---	<0.10	---	---	---
Nitrate+Nitrite as N (calculated by M&A)	mg/l	---	---	---	---	---	---	---	---	3733.33	---	---	---	3733.33	---	---	--	---	---	---
Nitrite as N	mg/l	---	---	---	---	---	---	---	---	233.33	---	---	---	233.33	---	---	<0.10	---	---	---
Ortho-Phosphate	mg/l	---	---	---	---	---	---	---	---	---	---	---	---	---	---	---	<0.50	---	---	---
Silica	mg/l	---	---	---	---	---	---	---	---	---	---	---	---	---	---	---	45.2	---	---	---
Sulfate	mg/l	---	---	---	---	---	---	---	---	---	---	---	---	---	---	---	62.30	---	---	---
Sulfide	mg/l	---	---	---	---	---	---	---	---	---	---	---	---	---	---	---	<1.000	---	---	---
Lab Parameters																				
Color	Color Units	---	---	---	---	---	---	---	---	---	---	---	---	---	---	---	15.0	---	---	---
Total Dissolved Solids (Laboratory)	mg/l	---	---	---	---	---	---	---	---	---	---	---	---	---	---	---	473	---	---	---
Total Suspended Solids	mg/l	---	---	---	---	---	---	---	---	---	---	---	---	---	---	---	<5.00	---	---	---
Metals																				
Aluminum	mg/l	---	---	---	---	---	---	---	---	---	---	---	---	---	---	---	<0.0200	---	---	---
Antimony	mg/l	---	---	---	---	0.088	DIS	0.03	DIS	0.747	TRC	0.64	TRC	0.747	TRC	<0.00300	<0.00300	<0.00300	---	---
Arsenic	mg/l	0.2	TRC	0.44	DIS	0.34	DIS	0.15	DIS	0.03	TRC	0.08	TRC	0.28	TRC	0.0150	0.0160	0.0160	---	---
Barium	mg/l	---	---	---	---	---	---	---	---	98	TRC	---	---	98	TRC	0.0696	---	---	---	---
Beryllium	mg/l	---	---	---	---	---	---	---	---	1.867	TRC	0.084	TRC	1.867	TRC	<0.00200	<0.00200	<0.00200	---	---
Boron	mg/l	---	---	---	---	---	---	---	---	186.667	TRC	---	---	186.667	TRC	---	<0.0400	---	---	---
Cadmium	mg/l	0.05	---	0.07761	DIS	0.026781	DIS	0.001346	DIS	0.7	TRC	0.084	TRC	0.7	TRC	<0.000100	<0.000100	<0.000100	---	---
Calcium	mg/l	---	---	---	---	---	---	---	---	---	---	---	---	---	---	---	112.0	---	---	---
Chromium	mg/l	1	---	---	---	---	---	---	---	---	---	---	---	---	---	<0.00600	---	<0.00600	---	---
Chromium, Hexavalent‡	mg/l	---	---	0.034	DIS	0.016	DIS	0.011	DIS	2.8	TRC	0.15	TRC	2.8	TRC	<0.00600	---	<0.00600	---	---
Chromium, Trivalent‡	mg/l	---	---	5.37076	TRC	1.60074	TRC	0.20822	TRC	1400	TRC	75	TRC	1400	TRC	<0.00600	---	<0.00600	---	---
Cobalt	mg/l	---	---	---	---	---	---	---	---	---	---	---	---	---	---	---	<0.00600	---	---	---
Copper	mg/l	0.5	TRC	0.07634	DIS	0.0441	DIS	0.02631	DIS	1.3	TRC	---	---	1.3	TRC	0.00330	0.00510	0.00390	---	---

Station Name	Boulder Hole
Sample ID	RESE-1001028
Sample Date	11/3/2003 12:15:00 PM
Basin	Upper Queen Creek Watershed
Sub-basin	unknown
QC Type	Original data

Surface Water Hydrochemical Data

MONTGOMERY & ASSOCIATES

Parameters and Constituents		Standards														Results				
Name	Units	AZ Agricultural Livestock Watering		AZ Aquatic and Wildlife - Ephemeral Acute		AZ Aquatic and Wildlife - Warm Water Acute		AZ Aquatic and Wildlife - Warm Water Chronic		AZ Full Body Contact		AZ Fish Consumption		AZ Partial Body Contact		Dissolved Results	Total Results	Total Recoverable Results	Field Results	Use Exceeded
		Standard	Fraction	Standard	Fraction	Standard	Fraction	Standard	Fraction	Standard	Fraction	Standard	Fraction	Standard	Fraction					
Metals																				
Iron	mg/l	---	---	---	---	---	---	1	DIS	---	---	---	---	---	---	---	0.0460	---	---	---
Lead	mg/l	0.1	TRC	0.521152	DIS	0.246939	DIS	0.009623	DIS	0.015	TRC	---	---	0.015	TRC	<0.003000	<0.005000	0.005000	---	---
Magnesium	mg/l	---	---	---	---	---	---	---	---	---	---	---	---	---	---	---	17.70	---	---	---
Manganese	mg/l	---	---	---	---	---	---	---	---	130.66701	---	---	---	130.66701	---	---	---	0.05100	---	---
Mercury	mg/l	0.01	TRC	0.005	DIS	0.0024	DIS	0.00001	DIS	0.28	TRC	---	---	0.28	TRC	<0.00020	<0.00020	---	---	AZ Aquatic and Wildlife - Warm Water Chronic*
Molybdenum	mg/l	---	---	---	---	---	---	---	---	---	---	---	---	---	---	---	0.01270	---	---	---
Nickel	mg/l	---	---	12.08753	DIS	1.36107	DIS	0.15117	DIS	28	TRC	0.511	TRC	28	TRC	<0.01000	---	<0.01000	---	---
Potassium	mg/l	---	---	---	---	---	---	---	---	---	---	---	---	---	---	---	3.30	---	---	---
Selenium	mg/l	0.05	TRC	0.033	TRC	---	---	0.002	TRC	4.667	TRC	0.667	TRC	4.667	TRC	---	<0.00300	<0.00300	---	AZ Aquatic and Wildlife - Warm Water Chronic*
Silver	mg/l	---	---	0.028157	DIS	0.028157	DIS	---	---	4.667	TRC	8	TRC	4.667	TRC	<0.000100	<0.000100	<0.000100	---	---
Sodium	mg/l	---	---	---	---	---	---	---	---	---	---	---	---	---	---	---	23.20	---	---	---
Thallium	mg/l	---	---	---	---	0.7	DIS	0.15	DIS	0.075	TRC	0.001	TRC	0.075	TRC	<0.00200	<0.00200	---	---	AZ Fish Consumption*
Zinc	mg/l	25	TRC	3.23768	DIS	0.34118	DIS	0.34118	DIS	280	TRC	5.106	TRC	280	TRC	<0.00500	<0.00500	<0.00500	---	---

The hardness value used for calculation of hardness-dependent standards is the hardness of the sample itself, not the hardness of a receiving water.
* Detection limit exceeds standard
† Exceedance is considered less than regulatory limit
‡ For comparison only - no analysis exists

Station Name	Boulder Hole
Sample ID	RESE-1001055
Sample Date	2/9/2004
Basin	Upper Queen Creek Watershed
Sub-basin	unknown
QC Type	Field duplicates

Surface Water Hydrochemical Data

MONTGOMERY & ASSOCIATES

Parameters and Constituents		Standards														Results				
Name	Units	AZ Agricultural Livestock Watering		AZ Aquatic and Wildlife - Ephemeral Acute		AZ Aquatic and Wildlife - Warm Water Acute		AZ Aquatic and Wildlife - Warm Water Chronic		AZ Full Body Contact		AZ Fish Consumption		AZ Partial Body Contact		Dissolved Results	Total Results	Total Recoverable Results	Field Results	Use Exceeded
		Standard	Fraction	Standard	Fraction	Standard	Fraction	Standard	Fraction	Standard	Fraction	Standard	Fraction	Standard	Fraction					
Bacteria																				
E. Coli	MPN/100ml	---	---	---	---	---	---	---	---	235	---	---	---	575	---	---	<2.0	---	---	---
Total Coliforms	MPN/100ml	---	---	---	---	---	---	---	---	---	---	---	---	---	---	---	22	---	---	---
Field Parameters																				
Flow Rate	gallons/minute	---	---	---	---	---	---	---	---	---	---	---	---	---	---	---	---	---	16.0	---
Inorganics																				
Alkalinity (as CaCO3)	mg/l	---	---	---	---	---	---	---	---	---	---	---	---	---	---	---	179.0	---	---	---
Bicarbonate (Calculated by M&A)	mg/l	---	---	---	---	---	---	---	---	---	---	---	---	---	---	---	218.4	---	---	---
Bicarbonate Alkalinity (as CaCO3)	mg/l	---	---	---	---	---	---	---	---	---	---	---	---	---	---	---	179.0	---	---	---
Bromide	mg/l	---	---	---	---	---	---	---	---	---	---	---	---	---	---	---	0.152	---	---	---
Carbonate (Calculated by M&A)	mg/l	---	---	---	---	---	---	---	---	---	---	---	---	---	---	---	--	---	---	---
Carbonate Alkalinity (as CaCO3)	mg/l	---	---	---	---	---	---	---	---	---	---	---	---	---	---	---	<1.00	---	---	---
Chloride	mg/l	---	---	---	---	---	---	---	---	---	---	---	---	---	---	---	8.30	---	---	---
Fluoride	mg/l	---	---	---	---	---	---	---	---	140	---	---	---	140	---	---	0.161	---	---	---
Hardness (as CaCO3)	mg/l	---	---	---	---	---	---	---	---	---	---	---	---	---	---	---	182.0	---	---	---
Nitrate as N	mg/l	---	---	---	---	---	---	---	---	3733.33	---	---	---	3733.33	---	---	0.24	---	---	---
Nitrate+Nitrite as N	mg/l	---	---	---	---	---	---	---	---	---	---	---	---	---	---	---	0.24	---	---	---
Nitrate+Nitrite as N (calculated by M&A)	mg/l	---	---	---	---	---	---	---	---	3733.33	---	---	---	3733.33	---	---	0.24	---	---	---
Nitrite as N	mg/l	---	---	---	---	---	---	---	---	233.33	---	---	---	233.33	---	---	<0.10	---	---	---
Ortho-Phosphate	mg/l	---	---	---	---	---	---	---	---	---	---	---	---	---	---	---	<0.50	---	---	---
Sulfate	mg/l	---	---	---	---	---	---	---	---	---	---	---	---	---	---	---	32.10	---	---	---
Sulfide	mg/l	---	---	---	---	---	---	---	---	---	---	---	---	---	---	---	<1.000	---	---	---
Lab Parameters																				
Color	Color Units	---	---	---	---	---	---	---	---	---	---	---	---	---	---	---	<1.0	---	---	---
Total Dissolved Solids (Laboratory)	mg/l	---	---	---	---	---	---	---	---	---	---	---	---	---	---	---	281	---	---	---
Total Suspended Solids	mg/l	---	---	---	---	---	---	---	---	---	---	---	---	---	---	---	<5.00	---	---	---
Metals																				
Aluminum	mg/l	---	---	---	---	---	---	---	---	---	---	---	---	---	---	---	0.0126 j	---	---	---
Antimony	mg/l	---	---	---	---	0.088	DIS	0.03	DIS	0.747	TRC	0.64	TRC	0.747	TRC	<0.00050	<0.00050	<0.00050	---	---
Arsenic	mg/l	0.2	TRC	0.44	DIS	0.34	DIS	0.15	DIS	0.03	TRC	0.08	TRC	0.28	TRC	0.0089	0.0092	0.0114	---	---
Barium	mg/l	---	---	---	---	---	---	---	---	98	TRC	---	---	98	TRC	0.0247	---	---	---	---
Beryllium	mg/l	---	---	---	---	---	---	---	---	1.867	TRC	0.084	TRC	1.867	TRC	<0.00020	<0.00020	<0.00020	---	---
Boron	mg/l	---	---	---	---	---	---	---	---	186.667	TRC	---	---	186.667	TRC	---	<0.0070	---	---	---
Cadmium	mg/l	0.05	---	0.040808	DIS	0.014082	DIS	0.000851	DIS	0.7	TRC	0.084	TRC	0.7	TRC	<0.000100	<0.000100	<0.000100	---	---
Calcium	mg/l	---	---	---	---	---	---	---	---	---	---	---	---	---	---	---	57.3	---	---	---
Chromium	mg/l	1	---	---	---	---	---	---	---	---	---	---	---	---	---	<0.00030	---	<0.00030	---	---
Chromium, Hexavalent‡	mg/l	---	---	0.034	DIS	0.016	DIS	0.011	DIS	2.8	TRC	0.15	TRC	2.8	TRC	<0.00030	---	<0.00030	---	---
Chromium, Trivalent‡	mg/l	---	---	3.12181	TRC	0.93045	TRC	0.12103	TRC	1400	TRC	75	TRC	1400	TRC	<0.00030	---	<0.00030	---	---
Cobalt	mg/l	---	---	---	---	---	---	---	---	---	---	---	---	---	---	---	<0.00070	---	---	---
Copper	mg/l	0.5	TRC	0.04089	DIS	0.02363	DIS	0.01494	DIS	1.3	TRC	---	---	1.3	TRC	0.00520	0.00560	0.00730	---	---
Iron	mg/l	---	---	---	---	---	---	1	DIS	---	---	---	---	---	---	---	<0.0130	---	---	---
Lead	mg/l	0.1	TRC	0.25989	DIS	0.123145	DIS	0.004799	DIS	0.015	TRC	---	---	0.015	TRC	<0.001000	<0.001000	<0.001000	---	---
Magnesium	mg/l	---	---	---	---	---	---	---	---	---	---	---	---	---	---	---	9.49	---	---	---
Manganese	mg/l	---	---	---	---	---	---	---	---	130.66701	---	---	---	130.66701	---	---	---	0.00550	---	---
Mercury	mg/l	0.01	TRC	0.005	DIS	0.0024	DIS	0.00001	DIS	0.28	TRC	---	---	0.28	TRC	<0.00020	<0.00020	---	---	AZ Aquatic and Wildlife - Warm Water Chronic*
Molybdenum	mg/l	---	---	---	---	---	---	---	---	---	---	---	---	---	---	---	0.00720 j	---	---	---
Nickel	mg/l	---	---	6.90146	DIS	0.77711	DIS	0.08631	DIS	28	TRC	0.511	TRC	28	TRC	0.00300 j	---	<0.00130	---	---

Station Name	Boulder Hole
Sample ID	RESE-1001055
Sample Date	2/9/2004
Basin	Upper Queen Creek Watershed
Sub-basin	unknown
QC Type	Field duplicates

Surface Water Hydrochemical Data

MONTGOMERY & ASSOCIATES

Parameters and Constituents		Standards														Results				
Name	Units	AZ Agricultural Livestock Watering		AZ Aquatic and Wildlife - Ephemeral Acute		AZ Aquatic and Wildlife - Warm Water Acute		AZ Aquatic and Wildlife - Warm Water Chronic		AZ Full Body Contact		AZ Fish Consumption		AZ Partial Body Contact		Dissolved Results	Total Results	Total Recoverable Results	Field Results	Use Exceeded
		Standard	Fraction	Standard	Fraction	Standard	Fraction	Standard	Fraction	Standard	Fraction	Standard	Fraction	Standard	Fraction					
Metals																				
Potassium	mg/l	---	---	---	---	---	---	---	---	---	---	---	---	---	---	---	1.86	---	---	---
Selenium	mg/l	0.05	TRC	0.033	TRC	---	---	0.002	TRC	4.667	TRC	0.667	TRC	4.667	TRC	---	<0.00080	<0.00080	---	---
Silver	mg/l	---	---	0.00901	DIS	0.00901	DIS	---	---	4.667	TRC	8	TRC	4.667	TRC	<0.000100	<0.000100	<0.000100	---	---
Sodium	mg/l	---	---	---	---	---	---	---	---	---	---	---	---	---	---	---	15.70	---	---	---
Thallium	mg/l	---	---	---	---	0.7	DIS	0.15	DIS	0.075	TRC	0.001	TRC	0.075	TRC	<0.00040	<0.00040	---	---	---
Zinc	mg/l	25	TRC	1.84698	DIS	0.19463	DIS	0.19463	DIS	280	TRC	5.106	TRC	280	TRC	<0.00020	0.00026 j	0.00037 j	---	---

The hardness value used for calculation of hardness-dependent standards is the hardness of the sample itself, not the hardness of a receiving water.
* Detection limit exceeds standard
‡ For comparison only - no analysis exists

Station Name	Boulder Hole
Sample ID	RESE-1001054
Sample Date	2/9/2004 2:05:00 PM
Basin	Upper Queen Creek Watershed
Sub-basin	unknown
QC Type	Original data

Surface Water Hydrochemical Data

MONTGOMERY & ASSOCIATES

Parameters and Constituents		Standards														Results				
Name	Units	AZ Agricultural Livestock Watering		AZ Aquatic and Wildlife - Ephemeral Acute		AZ Aquatic and Wildlife - Warm Water Acute		AZ Aquatic and Wildlife - Warm Water Chronic		AZ Full Body Contact		AZ Fish Consumption		AZ Partial Body Contact		Dissolved Results	Total Results	Total Recoverable Results	Field Results	Use Exceeded
		Standard	Fraction	Standard	Fraction	Standard	Fraction	Standard	Fraction	Standard	Fraction	Standard	Fraction	Standard	Fraction					
Bacteria																				
E. Coli	MPN/100ml	---	---	---	---	---	---	---	---	235	---	---	---	575	---	---	2.0	---	---	---
Total Coliforms	MPN/100ml	---	---	---	---	---	---	---	---	---	---	---	---	---	---	---	70	---	---	---
Field Parameters																				
Dissolved oxygen	mg/l	---	---	---	---	6	---	6	---	---	---	---	---	---	---	---	---	---	5.30	AZ Aquatic and Wildlife - Warm Water Acute† AZ Aquatic and Wildlife - Warm Water Chronic†
Flow Rate	gallons/minute	---	---	---	---	---	---	---	---	---	---	---	---	---	---	---	---	---	16.0	---
pH (Field)	s.u.	6.5 - 9	---	6.5 - 9	---	6.5 - 9	---	6.5 - 9	---	6.5 - 9	---	---	---	6.5 - 9	---	---	---	---	7.60	---
Specific Conductance (Field)	uS/cm	---	---	---	---	---	---	---	---	---	---	---	---	---	---	---	---	---	417.1	---
Temperature (Field)	Deg C	---	---	---	---	---	---	---	---	---	---	---	---	---	---	---	---	---	14.50	---
Turbidity (Field)	NTUs	---	---	---	---	---	---	---	---	---	---	---	---	---	---	---	---	---	0.46	---
Inorganics																				
Alkalinity (as CaCO3)	mg/l	---	---	---	---	---	---	---	---	---	---	---	---	---	---	---	178.0	---	---	---
Bicarbonate (Calculated by M&A)	mg/l	---	---	---	---	---	---	---	---	---	---	---	---	---	---	---	217.2	---	---	---
Bicarbonate Alkalinity (as CaCO3)	mg/l	---	---	---	---	---	---	---	---	---	---	---	---	---	---	---	178.0	---	---	---
Bromide	mg/l	---	---	---	---	---	---	---	---	---	---	---	---	---	---	---	0.158	---	---	---
Carbonate (Calculated by M&A)	mg/l	---	---	---	---	---	---	---	---	---	---	---	---	---	---	---	--	---	---	---
Carbonate Alkalinity (as CaCO3)	mg/l	---	---	---	---	---	---	---	---	---	---	---	---	---	---	---	<1.00	---	---	---
Chloride	mg/l	---	---	---	---	---	---	---	---	---	---	---	---	---	---	---	8.73	---	---	---
Fluoride	mg/l	---	---	---	---	---	---	---	---	140	---	---	---	140	---	---	0.156	---	---	---
Hardness (as CaCO3)	mg/l	---	---	---	---	---	---	---	---	---	---	---	---	---	---	---	178.0	---	---	---
Nitrate as N	mg/l	---	---	---	---	---	---	---	---	3733.33	---	---	---	3733.33	---	---	0.24	---	---	---
Nitrate+Nitrite as N	mg/l	---	---	---	---	---	---	---	---	---	---	---	---	---	---	---	0.24	---	---	---
Nitrate+Nitrite as N (calculated by M&A)	mg/l	---	---	---	---	---	---	---	---	3733.33	---	---	---	3733.33	---	---	0.24	---	---	---
Nitrite as N	mg/l	---	---	---	---	---	---	---	---	233.33	---	---	---	233.33	---	---	<0.10	---	---	---
Ortho-Phosphate	mg/l	---	---	---	---	---	---	---	---	---	---	---	---	---	---	---	<0.50	---	---	---
Sulfate	mg/l	---	---	---	---	---	---	---	---	---	---	---	---	---	---	---	33.60	---	---	---
Sulfide	mg/l	---	---	---	---	---	---	---	---	---	---	---	---	---	---	---	<1.000	---	---	---
Lab Parameters																				
Color	Color Units	---	---	---	---	---	---	---	---	---	---	---	---	---	---	---	<1.0	---	---	---
Total Dissolved Solids (Laboratory)	mg/l	---	---	---	---	---	---	---	---	---	---	---	---	---	---	---	276	---	---	---
Total Suspended Solids	mg/l	---	---	---	---	---	---	---	---	---	---	---	---	---	---	---	<5.00	---	---	---
Metals																				
Aluminum	mg/l	---	---	---	---	---	---	---	---	---	---	---	---	---	---	---	0.0110 j	---	---	---
Antimony	mg/l	---	---	---	---	0.088	DIS	0.03	DIS	0.747	TRC	0.64	TRC	0.747	TRC	<0.00050	0.00078 j	<0.00050	---	---
Arsenic	mg/l	0.2	TRC	0.44	DIS	0.34	DIS	0.15	DIS	0.03	TRC	0.08	TRC	0.28	TRC	0.0109	0.0094	0.0128	---	---
Barium	mg/l	---	---	---	---	---	---	---	---	98	TRC	---	---	98	TRC	0.0245	---	---	---	---
Beryllium	mg/l	---	---	---	---	---	---	---	---	1.867	TRC	0.084	TRC	1.867	TRC	<0.00020	<0.00020	<0.00020	---	---
Boron	mg/l	---	---	---	---	---	---	---	---	186.667	TRC	---	---	186.667	TRC	---	<0.0070	---	---	---
Cadmium	mg/l	0.05	---	0.039936	DIS	0.013781	DIS	0.000838	DIS	0.7	TRC	0.084	TRC	0.7	TRC	<0.000100	<0.000100	<0.000100	---	---
Calcium	mg/l	---	---	---	---	---	---	---	---	---	---	---	---	---	---	---	55.9	---	---	---
Chromium	mg/l	1	---	---	---	---	---	---	---	---	---	---	---	---	---	<0.00030	---	<0.00030	---	---
Chromium, Hexavalent‡	mg/l	---	---	0.034	DIS	0.016	DIS	0.011	DIS	2.8	TRC	0.15	TRC	2.8	TRC	<0.00030	---	<0.00030	---	---
Chromium, Trivalent‡	mg/l	---	---	3.06551	TRC	0.91367	TRC	0.11885	TRC	1400	TRC	75	TRC	1400	TRC	<0.00030	---	<0.00030	---	---
Cobalt	mg/l	---	---	---	---	---	---	---	---	---	---	---	---	---	---	---	<0.00070	---	---	---
Copper	mg/l	0.5	TRC	0.04005	DIS	0.02314	DIS	0.01466	DIS	1.3	TRC	---	---	1.3	TRC	0.00420	0.00660	0.00510	---	---
Iron	mg/l	---	---	---	---	---	---	1	DIS	---	---	---	---	---	---	---	0.0150 j	---	---	---

Surface Water Hydrochemical Data

Station Name	Boulder Hole
Sample ID	RESE-1001054
Sample Date	2/9/2004 2:05:00 PM
Basin	Upper Queen Creek Watershed
Sub-basin	unknown
QC Type	Original data

Parameters and Constituents		Standards														Results				
Name	Units	AZ Agricultural Livestock Watering		AZ Aquatic and Wildlife - Ephemeral Acute		AZ Aquatic and Wildlife - Warm Water Acute		AZ Aquatic and Wildlife - Warm Water Chronic		AZ Full Body Contact		AZ Fish Consumption		AZ Partial Body Contact		Dissolved Results	Total Results	Total Recoverable Results	Field Results	Use Exceeded
		Standard	Fraction	Standard	Fraction	Standard	Fraction	Standard	Fraction	Standard	Fraction	Standard	Fraction	Standard	Fraction					
Metals																				
Lead	mg/l	0.1	TRC	0.253803	DIS	0.120261	DIS	0.004686	DIS	0.015	TRC	---	---	0.015	TRC	<0.001000	<0.001000	<0.001000	---	---
Magnesium	mg/l	---	---	---	---	---	---	---	---	---	---	---	---	---	---	---	9.31	---	---	---
Manganese	mg/l	---	---	---	---	---	---	---	---	130.66701	---	---	---	130.66701	---	---	---	0.00460	---	---
Mercury	mg/l	0.01	TRC	0.005	DIS	0.0024	DIS	0.00001	DIS	0.28	TRC	---	---	0.28	TRC	<0.00020	<0.00020	---	---	AZ Aquatic and Wildlife - Warm Water Chronic*
Molybdenum	mg/l	---	---	---	---	---	---	---	---	---	---	---	---	---	---	---	0.00780 j	---	---	---
Nickel	mg/l	---	---	6.77292	DIS	0.76264	DIS	0.08471	DIS	28	TRC	0.511	TRC	28	TRC	0.00290 j	---	<0.00130	---	---
Potassium	mg/l	---	---	---	---	---	---	---	---	---	---	---	---	---	---	---	1.82	---	---	---
Selenium	mg/l	0.05	TRC	0.033	TRC	---	---	0.002	TRC	4.667	TRC	0.667	TRC	4.667	TRC	---	<0.00080	<0.00080	---	---
Silver	mg/l	---	---	0.008672	DIS	0.008672	DIS	---	---	4.667	TRC	8	TRC	4.667	TRC	<0.000100	<0.000100	<0.000100	---	---
Sodium	mg/l	---	---	---	---	---	---	---	---	---	---	---	---	---	---	---	15.40	---	---	---
Thallium	mg/l	---	---	---	---	0.7	DIS	0.15	DIS	0.075	TRC	0.001	TRC	0.075	TRC	<0.00040	<0.00040	---	---	---
Zinc	mg/l	25	TRC	1.81253	DIS	0.191	DIS	0.191	DIS	280	TRC	5.106	TRC	280	TRC	0.00031 j	0.00046 j	0.00041 j	---	---

The hardness value used for calculation of hardness-dependent standards is the hardness of the sample itself, not the hardness of a receiving water.
* Detection limit exceeds standard
† Exceedance is considered less than regulatory limit
‡ For comparison only - no analysis exists

Station Name	Boulder Hole
Sample ID	RESE-1001083
Sample Date	5/24/2004 10:45:00 AM
Basin	Upper Queen Creek Watershed
Sub-basin	unknown
QC Type	Original data

Surface Water Hydrochemical Data

MONTGOMERY & ASSOCIATES

Parameters and Constituents		Standards														Results				
Name	Units	AZ Agricultural Livestock Watering		AZ Aquatic and Wildlife - Ephemeral Acute		AZ Aquatic and Wildlife - Warm Water Acute		AZ Aquatic and Wildlife - Warm Water Chronic		AZ Full Body Contact		AZ Fish Consumption		AZ Partial Body Contact		Dissolved Results	Total Results	Total Recoverable Results	Field Results	Use Exceeded
		Standard	Fraction	Standard	Fraction	Standard	Fraction	Standard	Fraction	Standard	Fraction	Standard	Fraction	Standard	Fraction					
Bacteria																				
E. Coli	MPN/100ml	---	---	---	---	---	---	---	---	235	---	---	---	575	---	---	30.0	---	---	---
Total Coliforms	MPN/100ml	---	---	---	---	---	---	---	---	---	---	---	---	---	---	---	1600 ge	---	---	---
Field Parameters																				
Dissolved oxygen	mg/l	---	---	---	---	6	---	6	---	---	---	---	---	---	---	---	---	---	3.02	AZ Aquatic and Wildlife - Warm Water Acute† AZ Aquatic and Wildlife - Warm Water Chronic†
Flow Rate	gallons/minute	---	---	---	---	---	---	---	---	---	---	---	---	---	---	---	---	---	0.0	---
pH (Field)	s.u.	6.5 - 9	---	6.5 - 9	---	6.5 - 9	---	6.5 - 9	---	6.5 - 9	---	---	---	6.5 - 9	---	---	---	---	7.60	---
Specific Conductance (Field)	uS/cm	---	---	---	---	---	---	---	---	---	---	---	---	---	---	---	---	---	502.0	---
Temperature (Field)	Deg C	---	---	---	---	---	---	---	---	---	---	---	---	---	---	---	---	---	17.60	---
Turbidity (Field)	NTUs	---	---	---	---	---	---	---	---	---	---	---	---	---	---	---	---	---	1.23	---
Inorganics																				
Alkalinity (as CaCO3)	mg/l	---	---	---	---	---	---	---	---	---	---	---	---	---	---	---	254.0	---	---	---
Bicarbonate (Calculated by M&A)	mg/l	---	---	---	---	---	---	---	---	---	---	---	---	---	---	---	309.9	---	---	---
Bicarbonate Alkalinity (as CaCO3)	mg/l	---	---	---	---	---	---	---	---	---	---	---	---	---	---	---	254.0	---	---	---
Bromide	mg/l	---	---	---	---	---	---	---	---	---	---	---	---	---	---	---	0.280	---	---	---
Carbonate (Calculated by M&A)	mg/l	---	---	---	---	---	---	---	---	---	---	---	---	---	---	---	--	---	---	---
Carbonate Alkalinity (as CaCO3)	mg/l	---	---	---	---	---	---	---	---	---	---	---	---	---	---	---	<1.00	---	---	---
Chloride	mg/l	---	---	---	---	---	---	---	---	---	---	---	---	---	---	---	11.00	---	---	---
Cyanide, Total	mg/l	---	---	---	---	---	---	---	---	---	---	---	---	---	---	---	<0.010	---	---	---
Fluoride	mg/l	---	---	---	---	---	---	---	---	140	---	---	---	140	---	---	0.150	---	---	---
Hardness (as CaCO3)	mg/l	---	---	---	---	---	---	---	---	---	---	---	---	---	---	---	234.0	---	---	---
Nitrate as N	mg/l	---	---	---	---	---	---	---	---	3733.33	---	---	---	3733.33	---	---	<0.10	---	---	---
Nitrate+Nitrite as N	mg/l	---	---	---	---	---	---	---	---	---	---	---	---	---	---	---	<0.20	---	---	---
Nitrate+Nitrite as N (calculated by M&A)	mg/l	---	---	---	---	---	---	---	---	3733.33	---	---	---	3733.33	---	---	--	---	---	---
Nitrite as N	mg/l	---	---	---	---	---	---	---	---	233.33	---	---	---	233.33	---	---	<0.10	---	---	---
Orthophosphate as P	mg/l	---	---	---	---	---	---	---	---	---	---	---	---	---	---	---	<0.10	---	---	---
Silica	mg/l	---	---	---	---	---	---	---	---	---	---	---	---	---	---	---	40.0	---	---	---
Sulfate	mg/l	---	---	---	---	---	---	---	---	---	---	---	---	---	---	---	15.90	---	---	---
Sulfide	mg/l	---	---	---	---	---	---	---	---	---	---	---	---	---	---	---	<1.000	---	---	---
Lab Parameters																				
Color	Color Units	---	---	---	---	---	---	---	---	---	---	---	---	---	---	---	10.0	---	---	---
Total Dissolved Solids (Laboratory)	mg/l	---	---	---	---	---	---	---	---	---	---	---	---	---	---	---	320	---	---	---
Total Suspended Solids	mg/l	---	---	---	---	---	---	---	---	---	---	---	---	---	---	---	<5.00	---	---	---
Metals																				
Aluminum	mg/l	---	---	---	---	---	---	---	---	---	---	---	---	---	---	---	<0.0200	---	---	---
Antimony	mg/l	---	---	---	---	0.088	DIS	0.03	DIS	0.747	TRC	0.64	TRC	0.747	TRC	<0.00300	<0.00300	<0.00300	---	---
Arsenic	mg/l	0.2	TRC	0.44	DIS	0.34	DIS	0.15	DIS	0.03	TRC	0.08	TRC	0.28	TRC	0.0160	0.0174	0.0160	---	---
Barium	mg/l	---	---	---	---	---	---	---	---	98	TRC	---	---	98	TRC	0.0447	---	---	---	---
Beryllium	mg/l	---	---	---	---	---	---	---	---	1.867	TRC	0.084	TRC	1.867	TRC	<0.00200	<0.00200	<0.00200	---	---
Boron	mg/l	---	---	---	---	---	---	---	---	186.667	TRC	---	---	186.667	TRC	---	<0.0400	---	---	---
Cadmium	mg/l	0.05	---	0.052083	DIS	0.017973	DIS	0.001013	DIS	0.7	TRC	0.084	TRC	0.7	TRC	<0.000100	<0.000100	<0.000100	---	---
Calcium	mg/l	---	---	---	---	---	---	---	---	---	---	---	---	---	---	---	74.8	---	---	---
Chromium	mg/l	1	---	---	---	---	---	---	---	---	---	---	---	---	---	<0.00600	---	<0.00600	---	---
Chromium, Hexavalent‡	mg/l	---	---	0.034	DIS	0.016	DIS	0.011	DIS	2.8	TRC	0.15	TRC	2.8	TRC	<0.00600	---	<0.00600	---	---
Chromium, Trivalent‡	mg/l	---	---	3.83527	TRC	1.1431	TRC	0.14869	TRC	1400	TRC	75	TRC	1400	TRC	<0.00600	---	<0.00600	---	---
Cobalt	mg/l	---	---	---	---	---	---	---	---	---	---	---	---	---	---	---	<0.00600	---	---	---

Station Name	Boulder Hole
Sample ID	RESE-1001083
Sample Date	5/24/2004 10:45:00 AM
Basin	Upper Queen Creek Watershed
Sub-basin	unknown
QC Type	Original data

Surface Water Hydrochemical Data

MONTGOMERY & ASSOCIATES

Parameters and Constituents		Standards														Results				
Name	Units	AZ Agricultural Livestock Watering		AZ Aquatic and Wildlife - Ephemeral Acute		AZ Aquatic and Wildlife - Warm Water Acute		AZ Aquatic and Wildlife - Warm Water Chronic		AZ Full Body Contact		AZ Fish Consumption		AZ Partial Body Contact		Dissolved Results	Total Results	Total Recoverable Results	Field Results	Use Exceeded
		Standard	Fraction	Standard	Fraction	Standard	Fraction	Standard	Fraction	Standard	Fraction	Standard	Fraction	Standard	Fraction					
Metals																				
Copper	mg/l	0.5	TRC	0.05182	DIS	0.02994	DIS	0.01852	DIS	1.3	TRC	---	---	1.3	TRC	<0.00300	0.00560	<0.00300	---	---
Iron	mg/l	---	---	---	---	---	---	1	DIS	---	---	---	---	---	---	---	0.0380	---	---	---
Lead	mg/l	0.1	TRC	0.339253	DIS	0.160749	DIS	0.006264	DIS	0.015	TRC	---	---	0.015	TRC	<0.003000	<0.003000	<0.003000	---	---
Magnesium	mg/l	---	---	---	---	---	---	---	---	---	---	---	---	---	---	---	11.50	---	---	---
Manganese	mg/l	---	---	---	---	---	---	---	---	130.66701	---	---	---	130.66701	---	---	---	0.13800	---	---
Mercury	mg/l	0.01	TRC	0.005	DIS	0.0024	DIS	0.00001	DIS	0.28	TRC	---	---	0.28	TRC	<0.00020	<0.00020	---	---	AZ Aquatic and Wildlife - Warm Water Chronic*
Molybdenum	mg/l	---	---	---	---	---	---	---	---	---	---	---	---	---	---	---	0.01350	---	---	---
Nickel	mg/l	---	---	8.53644	DIS	0.96122	DIS	0.10676	DIS	28	TRC	0.511	TRC	28	TRC	<0.01000	---	<0.01000	---	---
Potassium	mg/l	---	---	---	---	---	---	---	---	---	---	---	---	---	---	---	2.30	---	---	---
Selenium	mg/l	0.05	TRC	0.033	TRC	---	---	0.002	TRC	4.667	TRC	0.667	TRC	4.667	TRC	---	<0.00300	<0.00300	---	AZ Aquatic and Wildlife - Warm Water Chronic*
Silver	mg/l	---	---	0.013883	DIS	0.013883	DIS	---	---	4.667	TRC	8	TRC	4.667	TRC	<0.000100	<0.000100	<0.000100	---	---
Sodium	mg/l	---	---	---	---	---	---	---	---	---	---	---	---	---	---	---	15.20	---	---	---
Thallium	mg/l	---	---	---	---	0.7	DIS	0.15	DIS	0.075	TRC	0.001	TRC	0.075	TRC	<0.00200	<0.00200	---	---	AZ Fish Consumption*
Uranium	mg/l	---	---	---	---	---	---	---	---	2.8	---	---	---	2.8	---	---	0.00110	---	---	---
Zinc	mg/l	25	TRC	2.28529	DIS	0.24082	DIS	0.24082	DIS	280	TRC	5.106	TRC	280	TRC	<0.00500	<0.00500	<0.00500	---	---
Other																				
Anions (Laboratory)	meq/l	---	---	---	---	---	---	---	---	---	---	---	---	---	---	---	5.72	---	---	---
Cations (Laboratory)	meq/l	---	---	---	---	---	---	---	---	---	---	---	---	---	---	---	5.41	---	---	---
Ion Balance (Laboratory)	%	---	---	---	---	---	---	---	---	---	---	---	---	---	---	---	-2.79	---	---	---
Total Dissolved Solids (Calc by Lab)	mg/l	---	---	---	---	---	---	---	---	---	---	---	---	---	---	---	334	---	---	---
Radiologicals																				
Gross Alpha	pCi/l	---	---	---	---	---	---	---	---	---	---	---	---	---	---	---	<2.80	---	---	---
Gross Beta	pCi/l	---	---	---	---	---	---	---	---	---	---	---	---	---	---	---	4.93	---	---	---
Radionuclides																				
Radium 226	pCi/l	---	---	---	---	---	---	---	---	---	---	---	---	---	---	---	<0.40	---	---	---
Radium 226 + Radium 228	pCi/l	---	---	---	---	---	---	---	---	---	---	---	---	---	---	---	--	---	---	---
Radium 228	pCi/l	---	---	---	---	---	---	---	---	---	---	---	---	---	---	---	<1.50	---	---	---

The hardness value used for calculation of hardness-dependent standards is the hardness of the sample itself, not the hardness of a receiving water.
* Detection limit exceeds standard
† Exceedance is considered less than regulatory limit
‡ For comparison only - no analysis exists

Station Name	Boulder Hole
Sample ID	RESE-1001095
Sample Date	8/3/2004
Basin	Upper Queen Creek Watershed
Sub-basin	unknown
QC Type	Field duplicates

Surface Water Hydrochemical Data

MONTGOMERY & ASSOCIATES

Parameters and Constituents		Standards														Results				
Name	Units	AZ Agricultural Livestock Watering		AZ Aquatic and Wildlife - Ephemeral Acute		AZ Aquatic and Wildlife - Warm Water Acute		AZ Aquatic and Wildlife - Warm Water Chronic		AZ Full Body Contact		AZ Fish Consumption		AZ Partial Body Contact		Dissolved Results	Total Results	Total Recoverable Results	Field Results	Use Exceeded
		Standard	Fraction	Standard	Fraction	Standard	Fraction	Standard	Fraction	Standard	Fraction	Standard	Fraction	Standard	Fraction					
Bacteria																				
E. Coli	MPN/100ml	---	---	---	---	---	---	---	---	235	---	---	---	575	---	---	4.0	---	---	---
Total Coliforms	MPN/100ml	---	---	---	---	---	---	---	---	---	---	---	---	---	---	---	1600 ge	---	---	---
Field Parameters																				
Flow Rate	gallons/minute	---	---	---	---	---	---	---	---	---	---	---	---	---	---	---	---	---	0.0	---
Inorganics																				
Alkalinity (as CaCO3)	mg/l	---	---	---	---	---	---	---	---	---	---	---	---	---	---	---	279.0	---	---	---
Bicarbonate (Calculated by M&A)	mg/l	---	---	---	---	---	---	---	---	---	---	---	---	---	---	---	340.4	---	---	---
Bicarbonate Alkalinity (as CaCO3)	mg/l	---	---	---	---	---	---	---	---	---	---	---	---	---	---	---	279.0	---	---	---
Bromide	mg/l	---	---	---	---	---	---	---	---	---	---	---	---	---	---	---	0.240	---	---	---
Carbonate (Calculated by M&A)	mg/l	---	---	---	---	---	---	---	---	---	---	---	---	---	---	---	--	---	---	---
Carbonate Alkalinity (as CaCO3)	mg/l	---	---	---	---	---	---	---	---	---	---	---	---	---	---	---	<1.00	---	---	---
Chloride	mg/l	---	---	---	---	---	---	---	---	---	---	---	---	---	---	---	15.00	---	---	---
Fluoride	mg/l	---	---	---	---	---	---	---	---	140	---	---	---	140	---	---	0.210	---	---	---
Hardness (as CaCO3)	mg/l	---	---	---	---	---	---	---	---	---	---	---	---	---	---	---	251.0	---	---	---
Nitrate as N	mg/l	---	---	---	---	---	---	---	---	3733.33	---	---	---	3733.33	---	---	<0.10	---	---	---
Nitrate+Nitrite as N	mg/l	---	---	---	---	---	---	---	---	---	---	---	---	---	---	---	<0.20	---	---	---
Nitrate+Nitrite as N (calculated by M&A)	mg/l	---	---	---	---	---	---	---	---	3733.33	---	---	---	3733.33	---	---	--	---	---	---
Nitrite as N	mg/l	---	---	---	---	---	---	---	---	233.33	---	---	---	233.33	---	---	<0.10	---	---	---
Ortho-Phosphate	mg/l	---	---	---	---	---	---	---	---	---	---	---	---	---	---	---	<0.50	---	---	---
Silica	mg/l	---	---	---	---	---	---	---	---	---	---	---	---	---	---	---	42.7	---	---	---
Sulfate	mg/l	---	---	---	---	---	---	---	---	---	---	---	---	---	---	---	19.60	---	---	---
Sulfide	mg/l	---	---	---	---	---	---	---	---	---	---	---	---	---	---	---	<1.000	---	---	---
Lab Parameters																				
Color	Color Units	---	---	---	---	---	---	---	---	---	---	---	---	---	---	---	46.0	---	---	---
Total Dissolved Solids (Laboratory)	mg/l	---	---	---	---	---	---	---	---	---	---	---	---	---	---	---	361	---	---	---
Total Suspended Solids	mg/l	---	---	---	---	---	---	---	---	---	---	---	---	---	---	---	<5.00	---	---	---
Metals																				
Aluminum	mg/l	---	---	---	---	---	---	---	---	---	---	---	---	---	---	---	<0.0200	---	---	---
Antimony	mg/l	---	---	---	---	0.088	DIS	0.03	DIS	0.747	TRC	0.64	TRC	0.747	TRC	<0.00300	<0.00300	<0.00300	---	---
Arsenic	mg/l	0.2	TRC	0.44	DIS	0.34	DIS	0.15	DIS	0.03	TRC	0.08	TRC	0.28	TRC	0.0240	0.0430	0.0430	---	AZ Full Body Contact
Barium	mg/l	---	---	---	---	---	---	---	---	98	TRC	---	---	98	TRC	0.0731	---	---	---	---
Beryllium	mg/l	---	---	---	---	---	---	---	---	1.867	TRC	0.084	TRC	1.867	TRC	<0.00200	<0.00200	<0.00200	---	---
Boron	mg/l	---	---	---	---	---	---	---	---	186.667	TRC	---	---	186.667	TRC	---	<0.0400	---	---	---
Cadmium	mg/l	0.05	---	0.055752	DIS	0.019238	DIS	0.001063	DIS	0.7	TRC	0.084	TRC	0.7	TRC	<0.000100	<0.000100	<0.000100	---	---
Calcium	mg/l	---	---	---	---	---	---	---	---	---	---	---	---	---	---	---	78.0	---	---	---
Chromium	mg/l	1	---	---	---	---	---	---	---	---	---	---	---	---	---	<0.00600	---	<0.00600	---	---
Chromium, Hexavalent‡	mg/l	---	---	0.034	DIS	0.016	DIS	0.011	DIS	2.8	TRC	0.15	TRC	2.8	TRC	<0.00600	---	<0.00600	---	---
Chromium, Trivalent‡	mg/l	---	---	4.06201	TRC	1.21067	TRC	0.15748	TRC	1400	TRC	75	TRC	1400	TRC	<0.00600	---	<0.00600	---	---
Cobalt	mg/l	---	---	---	---	---	---	---	---	---	---	---	---	---	---	---	<0.00600	---	---	---
Copper	mg/l	0.5	TRC	0.05536	DIS	0.03198	DIS	0.01966	DIS	1.3	TRC	---	---	1.3	TRC	<0.00300	<0.00300	<0.00300	---	---
Iron	mg/l	---	---	---	---	---	---	1	DIS	---	---	---	---	---	---	---	0.0650	---	---	---
Lead	mg/l	0.1	TRC	0.365251	DIS	0.173068	DIS	0.006744	DIS	0.015	TRC	---	---	0.015	TRC	<0.003000	<0.003000	<0.003000	---	---
Magnesium	mg/l	---	---	---	---	---	---	---	---	---	---	---	---	---	---	---	13.60	---	---	---
Manganese	mg/l	---	---	---	---	---	---	---	---	130.66701	---	---	---	130.66701	---	---	---	0.63600	---	---
Mercury	mg/l	0.01	TRC	0.005	DIS	0.0024	DIS	0.00001	DIS	0.28	TRC	---	---	0.28	TRC	<0.00020	<0.00020	---	---	AZ Aquatic and Wildlife - Warm Water Chronic*
Molybdenum	mg/l	---	---	---	---	---	---	---	---	---	---	---	---	---	---	---	0.00850	---	---	---

Station Name	Boulder Hole
Sample ID	RESE-1001095
Sample Date	8/3/2004
Basin	Upper Queen Creek Watershed
Sub-basin	unknown
QC Type	Field duplicates

Surface Water Hydrochemical Data

MONTGOMERY & ASSOCIATES

Parameters and Constituents		Standards														Results				
Name	Units	AZ Agricultural Livestock Watering		AZ Aquatic and Wildlife - Ephemeral Acute		AZ Aquatic and Wildlife - Warm Water Acute		AZ Aquatic and Wildlife - Warm Water Chronic		AZ Full Body Contact		AZ Fish Consumption		AZ Partial Body Contact		Dissolved Results	Total Results	Total Recoverable Results	Field Results	Use Exceeded
		Standard	Fraction	Standard	Fraction	Standard	Fraction	Standard	Fraction	Standard	Fraction	Standard	Fraction	Standard	Fraction					
Metals																				
Nickel	mg/l	---	---	9.05825	DIS	1.01997	DIS	0.11329	DIS	28	TRC	0.511	TRC	28	TRC	<0.01000	---	<0.01000	---	---
Potassium	mg/l	---	---	---	---	---	---	---	---	---	---	---	---	---	---	---	6.70	---	---	---
Selenium	mg/l	0.05	TRC	0.033	TRC	---	---	0.002	TRC	4.667	TRC	0.667	TRC	4.667	TRC	---	<0.00300	<0.00300	---	AZ Aquatic and Wildlife - Warm Water Chronic*
Silver	mg/l	---	---	0.015662	DIS	0.015662	DIS	---	---	4.667	TRC	8	TRC	4.667	TRC	<0.000100	<0.000100	<0.000100	---	---
Sodium	mg/l	---	---	---	---	---	---	---	---	---	---	---	---	---	---	---	19.00	---	---	---
Thallium	mg/l	---	---	---	---	0.7	DIS	0.15	DIS	0.075	TRC	0.001	TRC	0.075	TRC	<0.00200	<0.00200	---	---	AZ Fish Consumption*
Zinc	mg/l	25	TRC	2.4252	DIS	0.25556	DIS	0.25556	DIS	280	TRC	5.106	TRC	280	TRC	<0.00500	<0.00500	<0.00500	---	---
Other																				
Anions (Laboratory)	meq/l	---	---	---	---	---	---	---	---	---	---	---	---	---	---	---	6.41	---	---	---
Cations (Laboratory)	meq/l	---	---	---	---	---	---	---	---	---	---	---	---	---	---	---	6.03	---	---	---
Ion Balance (Laboratory)	%	---	---	---	---	---	---	---	---	---	---	---	---	---	---	---	-3.05	---	---	---
Total Dissolved Solids (Calc by Lab)	mg/l	---	---	---	---	---	---	---	---	---	---	---	---	---	---	---	374	---	---	---

The hardness value used for calculation of hardness-dependent standards is the hardness of the sample itself, not the hardness of a receiving water.
* Detection limit exceeds standard
‡ For comparison only - no analysis exists

Station Name	Boulder Hole
Sample ID	RESE-1001094
Sample Date	8/3/2004 8:15:00 AM
Basin	Upper Queen Creek Watershed
Sub-basin	unknown
QC Type	Original data

Surface Water Hydrochemical Data

MONTGOMERY & ASSOCIATES

Parameters and Constituents		Standards														Results				
Name	Units	AZ Agricultural Livestock Watering		AZ Aquatic and Wildlife - Ephemeral Acute		AZ Aquatic and Wildlife - Warm Water Acute		AZ Aquatic and Wildlife - Warm Water Chronic		AZ Full Body Contact		AZ Fish Consumption		AZ Partial Body Contact		Dissolved Results	Total Results	Total Recoverable Results	Field Results	Use Exceeded
		Standard	Fraction	Standard	Fraction	Standard	Fraction	Standard	Fraction	Standard	Fraction	Standard	Fraction	Standard	Fraction					
Bacteria																				
E. Coli	MPN/100ml	---	---	---	---	---	---	---	---	235	---	---	---	575	---	---	9.0	---	---	---
Total Coliforms	MPN/100ml	---	---	---	---	---	---	---	---	---	---	---	---	---	---	---	1600 ge	---	---	---
Field Parameters																				
Dissolved oxygen	mg/l	---	---	---	---	6	---	6	---	---	---	---	---	---	---	---	---	---	0.42	AZ Aquatic and Wildlife - Warm Water Acute† AZ Aquatic and Wildlife - Warm Water Chronic†
Flow Rate	gallons/minute	---	---	---	---	---	---	---	---	---	---	---	---	---	---	---	---	---	0.0	---
pH (Field)	s.u.	6.5 - 9	---	6.5 - 9	---	6.5 - 9	---	6.5 - 9	---	6.5 - 9	---	---	---	6.5 - 9	---	---	---	---	7.70	---
Specific Conductance (Field)	uS/cm	---	---	---	---	---	---	---	---	---	---	---	---	---	---	---	---	---	536.0	---
Temperature (Field)	Deg C	---	---	---	---	---	---	---	---	---	---	---	---	---	---	---	---	---	24.10	---
Turbidity (Field)	NTUs	---	---	---	---	---	---	---	---	---	---	---	---	---	---	---	---	---	1.35	---
Inorganics																				
Alkalinity (as CaCO3)	mg/l	---	---	---	---	---	---	---	---	---	---	---	---	---	---	---	278.0	---	---	---
Bicarbonate (Calculated by M&A)	mg/l	---	---	---	---	---	---	---	---	---	---	---	---	---	---	---	339.2	---	---	---
Bicarbonate Alkalinity (as CaCO3)	mg/l	---	---	---	---	---	---	---	---	---	---	---	---	---	---	---	278.0	---	---	---
Bromide	mg/l	---	---	---	---	---	---	---	---	---	---	---	---	---	---	---	0.220	---	---	---
Carbonate (Calculated by M&A)	mg/l	---	---	---	---	---	---	---	---	---	---	---	---	---	---	---	--	---	---	---
Carbonate Alkalinity (as CaCO3)	mg/l	---	---	---	---	---	---	---	---	---	---	---	---	---	---	---	<1.00	---	---	---
Chloride	mg/l	---	---	---	---	---	---	---	---	---	---	---	---	---	---	---	14.80	---	---	---
Fluoride	mg/l	---	---	---	---	---	---	---	---	140	---	---	---	140	---	---	0.210	---	---	---
Hardness (as CaCO3)	mg/l	---	---	---	---	---	---	---	---	---	---	---	---	---	---	---	251.0	---	---	---
Nitrate as N	mg/l	---	---	---	---	---	---	---	---	3733.33	---	---	---	3733.33	---	---	<0.10	---	---	---
Nitrate+Nitrite as N	mg/l	---	---	---	---	---	---	---	---	---	---	---	---	---	---	---	<0.20	---	---	---
Nitrate+Nitrite as N (calculated by M&A)	mg/l	---	---	---	---	---	---	---	---	3733.33	---	---	---	3733.33	---	---	--	---	---	---
Nitrite as N	mg/l	---	---	---	---	---	---	---	---	233.33	---	---	---	233.33	---	---	<0.10	---	---	---
Ortho-Phosphate	mg/l	---	---	---	---	---	---	---	---	---	---	---	---	---	---	---	<0.50	---	---	---
Silica	mg/l	---	---	---	---	---	---	---	---	---	---	---	---	---	---	---	42.7	---	---	---
Sulfate	mg/l	---	---	---	---	---	---	---	---	---	---	---	---	---	---	---	19.50	---	---	---
Sulfide	mg/l	---	---	---	---	---	---	---	---	---	---	---	---	---	---	---	<1.000	---	---	---
Lab Parameters																				
Color	Color Units	---	---	---	---	---	---	---	---	---	---	---	---	---	---	---	46.0	---	---	---
Total Dissolved Solids (Laboratory)	mg/l	---	---	---	---	---	---	---	---	---	---	---	---	---	---	---	349	---	---	---
Total Suspended Solids	mg/l	---	---	---	---	---	---	---	---	---	---	---	---	---	---	---	<5.00	---	---	---
Metals																				
Aluminum	mg/l	---	---	---	---	---	---	---	---	---	---	---	---	---	---	---	<0.0200	---	---	---
Antimony	mg/l	---	---	---	---	0.088	DIS	0.03	DIS	0.747	TRC	0.64	TRC	0.747	TRC	<0.00300	<0.00300	<0.00300	---	---
Arsenic	mg/l	0.2	TRC	0.44	DIS	0.34	DIS	0.15	DIS	0.03	TRC	0.08	TRC	0.28	TRC	0.0340	0.0400	0.0390	---	AZ Full Body Contact
Barium	mg/l	---	---	---	---	---	---	---	---	98	TRC	---	---	98	TRC	0.0734	---	---	---	---
Beryllium	mg/l	---	---	---	---	---	---	---	---	1.867	TRC	0.084	TRC	1.867	TRC	<0.00200	<0.00200	<0.00200	---	---
Boron	mg/l	---	---	---	---	---	---	---	---	186.667	TRC	---	---	186.667	TRC	---	<0.0400	---	---	---
Cadmium	mg/l	0.05	---	0.055752	DIS	0.019238	DIS	0.001063	DIS	0.7	TRC	0.084	TRC	0.7	TRC	<0.000100	<0.000100	<0.000100	---	---
Calcium	mg/l	---	---	---	---	---	---	---	---	---	---	---	---	---	---	---	78.0	---	---	---
Chromium	mg/l	1	---	---	---	---	---	---	---	---	---	---	---	---	---	<0.00600	---	<0.00600	---	---
Chromium, Hexavalent‡	mg/l	---	---	0.034	DIS	0.016	DIS	0.011	DIS	2.8	TRC	0.15	TRC	2.8	TRC	<0.00600	---	<0.00600	---	---
Chromium, Trivalent‡	mg/l	---	---	4.06201	TRC	1.21067	TRC	0.15748	TRC	1400	TRC	75	TRC	1400	TRC	<0.00600	---	<0.00600	---	---
Cobalt	mg/l	---	---	---	---	---	---	---	---	---	---	---	---	---	---	---	<0.00600	---	---	---
Copper	mg/l	0.5	TRC	0.05536	DIS	0.03198	DIS	0.01966	DIS	1.3	TRC	---	---	1.3	TRC	<0.00300	<0.00300	<0.00300	---	---

Station Name	Boulder Hole
Sample ID	RESE-1001094
Sample Date	8/3/2004 8:15:00 AM
Basin	Upper Queen Creek Watershed
Sub-basin	unknown
QC Type	Original data

Surface Water Hydrochemical Data

MONTGOMERY & ASSOCIATES

Parameters and Constituents		Standards														Results				
Name	Units	AZ Agricultural Livestock Watering		AZ Aquatic and Wildlife - Ephemeral Acute		AZ Aquatic and Wildlife - Warm Water Acute		AZ Aquatic and Wildlife - Warm Water Chronic		AZ Full Body Contact		AZ Fish Consumption		AZ Partial Body Contact		Dissolved Results	Total Results	Total Recoverable Results	Field Results	Use Exceeded
		Standard	Fraction	Standard	Fraction	Standard	Fraction	Standard	Fraction	Standard	Fraction	Standard	Fraction	Standard	Fraction					
Metals																				
Iron	mg/l	---	---	---	---	---	---	1	DIS	---	---	---	---	---	---	---	0.0580	---	---	---
Lead	mg/l	0.1	TRC	0.365251	DIS	0.173068	DIS	0.006744	DIS	0.015	TRC	---	---	0.015	TRC	<0.003000	<0.003000	<0.003000	---	---
Magnesium	mg/l	---	---	---	---	---	---	---	---	---	---	---	---	---	---	---	13.60	---	---	---
Manganese	mg/l	---	---	---	---	---	---	---	---	130.66701	---	---	---	130.66701	---	---	---	0.56500	---	---
Mercury	mg/l	0.01	TRC	0.005	DIS	0.0024	DIS	0.00001	DIS	0.28	TRC	---	---	0.28	TRC	<0.00020	<0.00020	---	---	AZ Aquatic and Wildlife - Warm Water Chronic*
Molybdenum	mg/l	---	---	---	---	---	---	---	---	---	---	---	---	---	---	---	0.00850	---	---	---
Nickel	mg/l	---	---	9.05825	DIS	1.01997	DIS	0.11329	DIS	28	TRC	0.511	TRC	28	TRC	<0.01000	---	<0.01000	---	---
Potassium	mg/l	---	---	---	---	---	---	---	---	---	---	---	---	---	---	---	6.80	---	---	---
Selenium	mg/l	0.05	TRC	0.033	TRC	---	---	0.002	TRC	4.667	TRC	0.667	TRC	4.667	TRC	---	<0.00300	<0.00300	---	AZ Aquatic and Wildlife - Warm Water Chronic*
Silver	mg/l	---	---	0.015662	DIS	0.015662	DIS	---	---	4.667	TRC	8	TRC	4.667	TRC	<0.000100	<0.000100	<0.000100	---	---
Sodium	mg/l	---	---	---	---	---	---	---	---	---	---	---	---	---	---	---	19.20	---	---	---
Thallium	mg/l	---	---	---	---	0.7	DIS	0.15	DIS	0.075	TRC	0.001	TRC	0.075	TRC	<0.00200	<0.00200	---	---	AZ Fish Consumption*
Zinc	mg/l	25	TRC	2.4252	DIS	0.25556	DIS	0.25556	DIS	280	TRC	5.106	TRC	280	TRC	<0.00500	<0.00500	<0.00500	---	---
Other																				
Anions (Laboratory)	meq/l	---	---	---	---	---	---	---	---	---	---	---	---	---	---	---	6.39	---	---	---
Cations (Laboratory)	meq/l	---	---	---	---	---	---	---	---	---	---	---	---	---	---	---	6.04	---	---	---
Ion Balance (Laboratory)	%	---	---	---	---	---	---	---	---	---	---	---	---	---	---	---	-2.82	---	---	---
Total Dissolved Solids (Calc by Lab)	mg/l	---	---	---	---	---	---	---	---	---	---	---	---	---	---	---	373	---	---	---

The hardness value used for calculation of hardness-dependent standards is the hardness of the sample itself, not the hardness of a receiving water.
* Detection limit exceeds standard
† Exceedance is considered less than regulatory limit
‡ For comparison only - no analysis exists

Station Name	Boulder Hole
Sample ID	RESE-1001165
Sample Date	11/3/2004 2:15:00 PM
Basin	Upper Queen Creek Watershed
Sub-basin	unknown
QC Type	Original data

Surface Water Hydrochemical Data

MONTGOMERY & ASSOCIATES

Parameters and Constituents		Standards														Results				
Name	Units	AZ Agricultural Livestock Watering		AZ Aquatic and Wildlife - Ephemeral Acute		AZ Aquatic and Wildlife - Warm Water Acute		AZ Aquatic and Wildlife - Warm Water Chronic		AZ Full Body Contact		AZ Fish Consumption		AZ Partial Body Contact		Dissolved Results	Total Results	Total Recoverable Results	Field Results	Use Exceeded
		Standard	Fraction	Standard	Fraction	Standard	Fraction	Standard	Fraction	Standard	Fraction	Standard	Fraction	Standard	Fraction					
Bacteria																				
E. Coli	MPN/100ml	---	---	---	---	---	---	---	---	235	---	---	---	575	---	---	900.0	---	---	AZ Full Body Contact AZ Partial Body Contact
Total Coliforms	MPN/100ml	---	---	---	---	---	---	---	---	---	---	---	---	---	---	---	1600	---	---	---
Field Parameters																				
Dissolved oxygen	mg/l	---	---	---	---	6	---	6	---	---	---	---	---	---	---	---	---	---	1.66	AZ Aquatic and Wildlife - Warm Water Acute† AZ Aquatic and Wildlife - Warm Water Chronic†
Flow Rate	gallons/minute	---	---	---	---	---	---	---	---	---	---	---	---	---	---	---	---	---	0.0	---
pH (Field)	s.u.	6.5 - 9	---	6.5 - 9	---	6.5 - 9	---	6.5 - 9	---	6.5 - 9	---	---	---	6.5 - 9	---	---	---	---	7.70	---
Specific Conductance (Field)	uS/cm	---	---	---	---	---	---	---	---	---	---	---	---	---	---	---	---	---	599.0	---
Temperature (Field)	Deg C	---	---	---	---	---	---	---	---	---	---	---	---	---	---	---	---	---	13.30	---
Turbidity (Field)	NTUs	---	---	---	---	---	---	---	---	---	---	---	---	---	---	---	---	---	0.40	---
Inorganics																				
Alkalinity (as CaCO3)	mg/l	---	---	---	---	---	---	---	---	---	---	---	---	---	---	---	281.0	---	---	---
Bicarbonate (Calculated by M&A)	mg/l	---	---	---	---	---	---	---	---	---	---	---	---	---	---	---	464.8	---	---	---
Bicarbonate Alkalinity (as CaCO3)	mg/l	---	---	---	---	---	---	---	---	---	---	---	---	---	---	---	381.0	---	---	---
Bromide	mg/l	---	---	---	---	---	---	---	---	---	---	---	---	---	---	---	0.180	---	---	---
Carbonate (Calculated by M&A)	mg/l	---	---	---	---	---	---	---	---	---	---	---	---	---	---	---	--	---	---	---
Carbonate Alkalinity (as CaCO3)	mg/l	---	---	---	---	---	---	---	---	---	---	---	---	---	---	---	<1.00	---	---	---
Chloride	mg/l	---	---	---	---	---	---	---	---	---	---	---	---	---	---	---	12.70	---	---	---
Fluoride	mg/l	---	---	---	---	---	---	---	---	140	---	---	---	140	---	---	0.120	---	---	---
Hardness (as CaCO3)	mg/l	---	---	---	---	---	---	---	---	---	---	---	---	---	---	---	289.0	---	---	---
Nitrate as N	mg/l	---	---	---	---	---	---	---	---	3733.33	---	---	---	3733.33	---	---	1.20	---	---	---
Nitrate+Nitrite as N	mg/l	---	---	---	---	---	---	---	---	---	---	---	---	---	---	---	1.30	---	---	---
Nitrate+Nitrite as N (calculated by M&A)	mg/l	---	---	---	---	---	---	---	---	3733.33	---	---	---	3733.33	---	---	1.31	---	---	---
Nitrite as N	mg/l	---	---	---	---	---	---	---	---	233.33	---	---	---	233.33	---	---	0.11	---	---	---
Ortho-Phosphate	mg/l	---	---	---	---	---	---	---	---	---	---	---	---	---	---	---	<0.50	---	---	---
Silica	mg/l	---	---	---	---	---	---	---	---	---	---	---	---	---	---	---	40.2	---	---	---
Sulfate	mg/l	---	---	---	---	---	---	---	---	---	---	---	---	---	---	---	64.50	---	---	---
Sulfide	mg/l	---	---	---	---	---	---	---	---	---	---	---	---	---	---	---	<1.000	---	---	---
Lab Parameters																				
Color	Color Units	---	---	---	---	---	---	---	---	---	---	---	---	---	---	---	19.0	---	---	---
Total Dissolved Solids (Laboratory)	mg/l	---	---	---	---	---	---	---	---	---	---	---	---	---	---	---	408	---	---	---
Total Suspended Solids	mg/l	---	---	---	---	---	---	---	---	---	---	---	---	---	---	---	<5.00	---	---	---
Metals																				
Aluminum	mg/l	---	---	---	---	---	---	---	---	---	---	---	---	---	---	---	<0.0200	---	---	---
Antimony	mg/l	---	---	---	---	0.088	DIS	0.03	DIS	0.747	TRC	0.64	TRC	0.747	TRC	<0.00300	<0.00300	<0.00300	---	---
Arsenic	mg/l	0.2	TRC	0.44	DIS	0.34	DIS	0.15	DIS	0.03	TRC	0.08	TRC	0.28	TRC	0.0260	0.0280	0.0290	---	---
Barium	mg/l	---	---	---	---	---	---	---	---	98	TRC	---	---	98	TRC	0.0706	---	---	---	---
Beryllium	mg/l	---	---	---	---	---	---	---	---	1.867	TRC	0.084	TRC	1.867	TRC	<0.00200	<0.00200	<0.00200	---	---
Boron	mg/l	---	---	---	---	---	---	---	---	186.667	TRC	---	---	186.667	TRC	---	<0.0400	---	---	---
Cadmium	mg/l	0.05	---	0.063923	DIS	0.022058	DIS	0.001172	DIS	0.7	TRC	0.084	TRC	0.7	TRC	<0.000100	<0.000100	<0.000100	---	---
Calcium	mg/l	---	---	---	---	---	---	---	---	---	---	---	---	---	---	---	91.7	---	---	---
Chromium	mg/l	1	---	---	---	---	---	---	---	---	---	---	---	---	---	<0.00600	---	<0.00600	---	---
Chromium, Hexavalent‡	mg/l	---	---	0.034	DIS	0.016	DIS	0.011	DIS	2.8	TRC	0.15	TRC	2.8	TRC	<0.00600	---	<0.00600	---	---
Chromium, Trivalent‡	mg/l	---	---	4.55915	TRC	1.35885	TRC	0.17676	TRC	1400	TRC	75	TRC	1400	TRC	<0.00600	---	<0.00600	---	---
Cobalt	mg/l	---	---	---	---	---	---	---	---	---	---	---	---	---	---	---	<0.00600	---	---	---
Copper	mg/l	0.5	TRC	0.06322	DIS	0.03653	DIS	0.02218	DIS	1.3	TRC	---	---	1.3	TRC	0.00710	0.00800	0.00780	---	---

Station Name	Boulder Hole
Sample ID	RESE-1001165
Sample Date	11/3/2004 2:15:00 PM
Basin	Upper Queen Creek Watershed
Sub-basin	unknown
QC Type	Original data

Surface Water Hydrochemical Data

MONTGOMERY & ASSOCIATES

Parameters and Constituents		Standards														Results				
Name	Units	AZ Agricultural Livestock Watering		AZ Aquatic and Wildlife - Ephemeral Acute		AZ Aquatic and Wildlife - Warm Water Acute		AZ Aquatic and Wildlife - Warm Water Chronic		AZ Full Body Contact		AZ Fish Consumption		AZ Partial Body Contact		Dissolved Results	Total Results	Total Recoverable Results	Field Results	Use Exceeded
		Standard	Fraction	Standard	Fraction	Standard	Fraction	Standard	Fraction	Standard	Fraction	Standard	Fraction	Standard	Fraction					
Metals																				
Iron	mg/l	---	---	---	---	---	---	1	DIS	---	---	---	---	---	---	---	0.0360	---	---	---
Lead	mg/l	0.1	TRC	0.423383	DIS	0.200613	DIS	0.007818	DIS	0.015	TRC	---	---	0.015	TRC	<0.003000	<0.003000	<0.003000	---	---
Magnesium	mg/l	---	---	---	---	---	---	---	---	---	---	---	---	---	---	---	14.60	---	---	---
Manganese	mg/l	---	---	---	---	---	---	---	---	130.66701	---	---	---	130.66701	---	---	---	0.05080	---	---
Mercury	mg/l	0.01	TRC	0.005	DIS	0.0024	DIS	0.00001	DIS	0.28	TRC	---	---	0.28	TRC	<0.00020	<0.00020	---	---	AZ Aquatic and Wildlife - Warm Water Chronic*
Molybdenum	mg/l	---	---	---	---	---	---	---	---	---	---	---	---	---	---	---	0.01150	---	---	---
Nickel	mg/l	---	---	10.20563	DIS	1.14917	DIS	0.12764	DIS	28	TRC	0.511	TRC	28	TRC	<0.01000	---	<0.01000	---	---
Potassium	mg/l	---	---	---	---	---	---	---	---	---	---	---	---	---	---	---	5.20	---	---	---
Selenium	mg/l	0.05	TRC	0.033	TRC	---	---	0.002	TRC	4.667	TRC	0.667	TRC	4.667	TRC	---	<0.00300	<0.00300	---	AZ Aquatic and Wildlife - Warm Water Chronic*
Silver	mg/l	---	---	0.01996	DIS	0.01996	DIS	---	---	4.667	TRC	8	TRC	4.667	TRC	<0.000100	<0.000100	<0.000100	---	---
Sodium	mg/l	---	---	---	---	---	---	---	---	---	---	---	---	---	---	---	18.20	---	---	---
Thallium	mg/l	---	---	---	---	0.7	DIS	0.15	DIS	0.075	TRC	0.001	TRC	0.075	TRC	<0.00200	<0.00200	---	---	AZ Fish Consumption*
Zinc	mg/l	25	TRC	2.7329	DIS	0.28799	DIS	0.28799	DIS	280	TRC	5.106	TRC	280	TRC	<0.00500	<0.00500	<0.00500	---	---
Other																				
Anions (Laboratory)	meq/l	---	---	---	---	---	---	---	---	---	---	---	---	---	---	---	7.32	---	---	---
Cations (Laboratory)	meq/l	---	---	---	---	---	---	---	---	---	---	---	---	---	---	---	6.70	---	---	---
Ion Balance (Laboratory)	%	---	---	---	---	---	---	---	---	---	---	---	---	---	---	---	-4.40	---	---	---
Total Dissolved Solids (Calc by Lab)	mg/l	---	---	---	---	---	---	---	---	---	---	---	---	---	---	---	427	---	---	---

The hardness value used for calculation of hardness-dependent standards is the hardness of the sample itself, not the hardness of a receiving water.
* Detection limit exceeds standard
† Exceedance is considered less than regulatory limit
‡ For comparison only - no analysis exists

Station Name	Boulder Hole
Sample ID	RESE-1001181
Sample Date	2/8/2005 9:25:00 AM
Basin	Upper Queen Creek Watershed
Sub-basin	unknown
QC Type	Original data

Surface Water Hydrochemical Data

MONTGOMERY & ASSOCIATES

Parameters and Constituents		Standards														Results				
Name	Units	AZ Agricultural Livestock Watering		AZ Aquatic and Wildlife - Ephemeral Acute		AZ Aquatic and Wildlife - Warm Water Acute		AZ Aquatic and Wildlife - Warm Water Chronic		AZ Full Body Contact		AZ Fish Consumption		AZ Partial Body Contact		Dissolved Results	Total Results	Total Recoverable Results	Field Results	Use Exceeded
		Standard	Fraction	Standard	Fraction	Standard	Fraction	Standard	Fraction	Standard	Fraction	Standard	Fraction	Standard	Fraction					
Bacteria																				
E. Coli	MPN/100ml	---	---	---	---	---	---	---	---	235	---	---	---	575	---	---	<2.0	---	---	---
Total Coliforms	MPN/100ml	---	---	---	---	---	---	---	---	---	---	---	---	---	---	---	12	---	---	---
Field Parameters																				
Dissolved oxygen	mg/l	---	---	---	---	6	---	6	---	---	---	---	---	---	---	---	---	---	8.64	---
Flow Rate	gallons/minute	---	---	---	---	---	---	---	---	---	---	---	---	---	---	---	---	---	95.0 j	---
pH (Field)	s.u.	6.5 - 9	---	6.5 - 9	---	6.5 - 9	---	6.5 - 9	---	6.5 - 9	---	---	---	6.5 - 9	---	---	---	---	7.90	---
Specific Conductance (Field)	uS/cm	---	---	---	---	---	---	---	---	---	---	---	---	---	---	---	---	---	200.0	---
Temperature (Field)	Deg C	---	---	---	---	---	---	---	---	---	---	---	---	---	---	---	---	---	9.70	---
Turbidity (Field)	NTUs	---	---	---	---	---	---	---	---	---	---	---	---	---	---	---	---	---	1.08	---
Inorganics																				
Alkalinity (as CaCO3)	mg/l	---	---	---	---	---	---	---	---	---	---	---	---	---	---	---	74.8	---	---	---
Bicarbonate (Calculated by M&A)	mg/l	---	---	---	---	---	---	---	---	---	---	---	---	---	---	---	91.3	---	---	---
Bicarbonate Alkalinity (as CaCO3)	mg/l	---	---	---	---	---	---	---	---	---	---	---	---	---	---	---	74.8	---	---	---
Bromide	mg/l	---	---	---	---	---	---	---	---	---	---	---	---	---	---	---	0.112	---	---	---
Carbonate (Calculated by M&A)	mg/l	---	---	---	---	---	---	---	---	---	---	---	---	---	---	---	--	---	---	---
Carbonate Alkalinity (as CaCO3)	mg/l	---	---	---	---	---	---	---	---	---	---	---	---	---	---	---	<1.00	---	---	---
Chloride	mg/l	---	---	---	---	---	---	---	---	---	---	---	---	---	---	---	6.36	---	---	---
Fluoride	mg/l	---	---	---	---	---	---	---	---	140	---	---	---	140	---	---	0.135	---	---	---
Hardness (as CaCO3)	mg/l	---	---	---	---	---	---	---	---	---	---	---	---	---	---	---	95.8	---	---	---
Nitrate as N	mg/l	---	---	---	---	---	---	---	---	3733.33	---	---	---	3733.33	---	---	0.94	---	---	---
Nitrate+Nitrite as N	mg/l	---	---	---	---	---	---	---	---	---	---	---	---	---	---	---	0.94	---	---	---
Nitrate+Nitrite as N (calculated by M&A)	mg/l	---	---	---	---	---	---	---	---	3733.33	---	---	---	3733.33	---	---	0.94	---	---	---
Nitrite as N	mg/l	---	---	---	---	---	---	---	---	233.33	---	---	---	233.33	---	---	<0.10	---	---	---
Ortho-Phosphate	mg/l	---	---	---	---	---	---	---	---	---	---	---	---	---	---	---	<0.50	---	---	---
Silica	mg/l	---	---	---	---	---	---	---	---	---	---	---	---	---	---	---	28.4	---	---	---
Sulfate	mg/l	---	---	---	---	---	---	---	---	---	---	---	---	---	---	---	22.00	---	---	---
Sulfide	mg/l	---	---	---	---	---	---	---	---	---	---	---	---	---	---	---	<1.000	---	---	---
Lab Parameters																				
Color	Color Units	---	---	---	---	---	---	---	---	---	---	---	---	---	---	---	<1.0	---	---	---
Total Dissolved Solids (Laboratory)	mg/l	---	---	---	---	---	---	---	---	---	---	---	---	---	---	---	171	---	---	---
Total Suspended Solids	mg/l	---	---	---	---	---	---	---	---	---	---	---	---	---	---	---	<5.00	---	---	---
Metals																				
Aluminum	mg/l	---	---	---	---	---	---	---	---	---	---	---	---	---	---	---	<0.0300	---	---	---
Antimony	mg/l	---	---	---	---	0.088	DIS	0.03	DIS	0.747	TRC	0.64	TRC	0.747	TRC	<0.00300	<0.00300	<0.00300	---	---
Arsenic	mg/l	0.2	TRC	0.44	DIS	0.34	DIS	0.15	DIS	0.03	TRC	0.08	TRC	0.28	TRC	0.0190	0.0171	0.0175	---	---
Barium	mg/l	---	---	---	---	---	---	---	---	98	TRC	---	---	98	TRC	0.0130	---	---	---	---
Beryllium	mg/l	---	---	---	---	---	---	---	---	1.867	TRC	0.084	TRC	1.867	TRC	<0.00200	<0.00200	<0.00200	---	---
Boron	mg/l	---	---	---	---	---	---	---	---	186.667	TRC	---	---	186.667	TRC	---	<0.0400	---	---	---
Cadmium	mg/l	0.05	---	0.021873	DIS	0.007548	DIS	0.000545	DIS	0.7	TRC	0.084	TRC	0.7	TRC	<0.000200	<0.000200	<0.000200	---	---
Calcium	mg/l	---	---	---	---	---	---	---	---	---	---	---	---	---	---	---	30.0	---	---	---
Chromium	mg/l	1	---	---	---	---	---	---	---	---	---	---	---	---	---	<0.00600	---	<0.00600	---	---
Chromium, Hexavalent‡	mg/l	---	---	0.034	DIS	0.016	DIS	0.011	DIS	2.8	TRC	0.15	TRC	2.8	TRC	<0.00600	---	<0.00600	---	---
Chromium, Trivalent‡	mg/l	---	---	1.84564	TRC	0.55009	TRC	0.07156	TRC	1400	TRC	75	TRC	1400	TRC	<0.00600	---	<0.00600	---	---
Cobalt	mg/l	---	---	---	---	---	---	---	---	---	---	---	---	---	---	---	<0.00600	---	---	---
Copper	mg/l	0.5	TRC	0.02234	DIS	0.01291	DIS	0.00863	DIS	1.3	TRC	---	---	1.3	TRC	<0.01000	<0.01000	<0.01000	---	AZ Aquatic and Wildlife - Warm Water Chronic*
Iron	mg/l	---	---	---	---	---	---	1	DIS	---	---	---	---	---	---	---	<0.0600	---	---	---

Station Name	Boulder Hole
Sample ID	RESE-1001181
Sample Date	2/8/2005 9:25:00 AM
Basin	Upper Queen Creek Watershed
Sub-basin	unknown
QC Type	Original data

Surface Water Hydrochemical Data

MONTGOMERY & ASSOCIATES

Parameters and Constituents		Standards														Results				
Name	Units	AZ Agricultural Livestock Watering		AZ Aquatic and Wildlife - Ephemeral Acute		AZ Aquatic and Wildlife - Warm Water Acute		AZ Aquatic and Wildlife - Warm Water Chronic		AZ Full Body Contact		AZ Fish Consumption		AZ Partial Body Contact		Dissolved Results	Total Results	Total Recoverable Results	Field Results	Use Exceeded
		Standard	Fraction	Standard	Fraction	Standard	Fraction	Standard	Fraction	Standard	Fraction	Standard	Fraction	Standard	Fraction					
Metals																				
Lead	mg/l	0.1	TRC	0.130071	DIS	0.061632	DIS	0.002402	DIS	0.015	TRC	---	---	0.015	TRC	<0.003000	<0.003000	<0.003000	---	AZ Aquatic and Wildlife - Warm Water Chronic*
Magnesium	mg/l	---	---	---	---	---	---	---	---	---	---	---	---	---	---	---	5.10	---	---	---
Manganese	mg/l	---	---	---	---	---	---	---	---	130.66701	---	---	---	130.66701	---	---	---	<0.00400	---	---
Mercury	mg/l	0.01	TRC	0.005	DIS	0.0024	DIS	0.00001	DIS	0.28	TRC	---	---	0.28	TRC	<0.00020	<0.00020	---	---	AZ Aquatic and Wildlife - Warm Water Chronic*
Molybdenum	mg/l	---	---	---	---	---	---	---	---	---	---	---	---	---	---	---	<0.00800	---	---	---
Nickel	mg/l	---	---	4.0101	DIS	0.45154	DIS	0.05015	DIS	28	TRC	0.511	TRC	28	TRC	<0.01000	---	<0.01000	---	---
Potassium	mg/l	---	---	---	---	---	---	---	---	---	---	---	---	---	---	---	1.51	---	---	---
Selenium	mg/l	0.05	TRC	0.033	TRC	---	---	0.002	TRC	4.667	TRC	0.667	TRC	4.667	TRC	---	<0.00300	<0.00300	---	AZ Aquatic and Wildlife - Warm Water Chronic*
Silver	mg/l	---	---	0.002988	DIS	0.002988	DIS	---	---	4.667	TRC	8	TRC	4.667	TRC	<0.000100	<0.000100	<0.000100	---	---
Sodium	mg/l	---	---	---	---	---	---	---	---	---	---	---	---	---	---	---	7.06	---	---	---
Thallium	mg/l	---	---	---	---	0.7	DIS	0.15	DIS	0.075	TRC	0.001	TRC	0.075	TRC	<0.00200	<0.00200	---	---	AZ Fish Consumption*
Zinc	mg/l	25	TRC	1.0723	DIS	0.113	DIS	0.113	DIS	280	TRC	5.106	TRC	280	TRC	<0.01000	<0.01000	<0.01000	---	---
Other																				
Anions (Laboratory)	meq/l	---	---	---	---	---	---	---	---	---	---	---	---	---	---	---	2.14	---	---	---
Cations (Laboratory)	meq/l	---	---	---	---	---	---	---	---	---	---	---	---	---	---	---	2.27	---	---	---
Ion Balance (Laboratory)	%	---	---	---	---	---	---	---	---	---	---	---	---	---	---	---	3.00	---	---	---
Total Dissolved Solids (Calc by Lab)	mg/l	---	---	---	---	---	---	---	---	---	---	---	---	---	---	---	153	---	---	---

The hardness value used for calculation of hardness-dependent standards is the hardness of the sample itself, not the hardness of a receiving water.
* Detection limit exceeds standard
‡ For comparison only - no analysis exists

Station Name	Boulder Hole
Sample ID	RESE-1001205
Sample Date	5/4/2005 8:30:00 AM
Basin	Upper Queen Creek Watershed
Sub-basin	unknown
QC Type	Original data

Surface Water Hydrochemical Data

MONTGOMERY & ASSOCIATES

Parameters and Constituents		Standards														Results				
Name	Units	AZ Agricultural Livestock Watering		AZ Aquatic and Wildlife - Ephemeral Acute		AZ Aquatic and Wildlife - Warm Water Acute		AZ Aquatic and Wildlife - Warm Water Chronic		AZ Full Body Contact		AZ Fish Consumption		AZ Partial Body Contact		Dissolved Results	Total Results	Total Recoverable Results	Field Results	Use Exceeded
		Standard	Fraction	Standard	Fraction	Standard	Fraction	Standard	Fraction	Standard	Fraction	Standard	Fraction	Standard	Fraction					
Field Parameters																				
Dissolved oxygen	mg/l	---	---	---	---	6	---	6	---	---	---	---	---	---	---	---	---	---	1.91	AZ Aquatic and Wildlife - Warm Water Acute† AZ Aquatic and Wildlife - Warm Water Chronic†
Flow Rate	gallons/minute	---	---	---	---	---	---	---	---	---	---	---	---	---	---	---	---	---	0.0	---
pH (Field)	s.u.	6.5 - 9	---	6.5 - 9	---	6.5 - 9	---	6.5 - 9	---	6.5 - 9	---	---	---	6.5 - 9	---	---	---	---	7.30	---
Specific Conductance (Field)	uS/cm	---	---	---	---	---	---	---	---	---	---	---	---	---	---	---	---	---	415.4	---
Temperature (Field)	Deg C	---	---	---	---	---	---	---	---	---	---	---	---	---	---	---	---	---	15.90	---
Turbidity (Field)	NTUs	---	---	---	---	---	---	---	---	---	---	---	---	---	---	---	---	---	0.59	---
Inorganics																				
Alkalinity (as CaCO3)	mg/l	---	---	---	---	---	---	---	---	---	---	---	---	---	---	---	195.0	---	---	---
Bicarbonate (Calculated by M&A)	mg/l	---	---	---	---	---	---	---	---	---	---	---	---	---	---	---	237.9	---	---	---
Bicarbonate Alkalinity (as CaCO3)	mg/l	---	---	---	---	---	---	---	---	---	---	---	---	---	---	---	195.0	---	---	---
Bromide	mg/l	---	---	---	---	---	---	---	---	---	---	---	---	---	---	---	0.155	---	---	---
Carbonate (Calculated by M&A)	mg/l	---	---	---	---	---	---	---	---	---	---	---	---	---	---	---	--	---	---	---
Carbonate Alkalinity (as CaCO3)	mg/l	---	---	---	---	---	---	---	---	---	---	---	---	---	---	---	<1.00	---	---	---
Chloride	mg/l	---	---	---	---	---	---	---	---	---	---	---	---	---	---	---	11.20	---	---	---
Fluoride	mg/l	---	---	---	---	---	---	---	---	140	---	---	---	140	---	---	0.105	---	---	---
Hardness (as CaCO3)	mg/l	---	---	---	---	---	---	---	---	---	---	---	---	---	---	---	207.0	---	---	---
Nitrate as N	mg/l	---	---	---	---	---	---	---	---	3733.33	---	---	---	3733.33	---	---	<0.10	---	---	---
Nitrate+Nitrite as N	mg/l	---	---	---	---	---	---	---	---	---	---	---	---	---	---	---	<0.20	---	---	---
Nitrate+Nitrite as N (calculated by M&A)	mg/l	---	---	---	---	---	---	---	---	3733.33	---	---	---	3733.33	---	---	--	---	---	---
Nitrite as N	mg/l	---	---	---	---	---	---	---	---	233.33	---	---	---	233.33	---	---	<0.10	---	---	---
Ortho-Phosphate	mg/l	---	---	---	---	---	---	---	---	---	---	---	---	---	---	---	<0.50	---	---	---
Silica	mg/l	---	---	---	---	---	---	---	---	---	---	---	---	---	---	---	36.5	---	---	---
Sulfate	mg/l	---	---	---	---	---	---	---	---	---	---	---	---	---	---	---	29.00	---	---	---
Sulfide	mg/l	---	---	---	---	---	---	---	---	---	---	---	---	---	---	---	<1.000	---	---	---
Lab Parameters																				
Color	Color Units	---	---	---	---	---	---	---	---	---	---	---	---	---	---	---	<1.0	---	---	---
Total Dissolved Solids (Laboratory)	mg/l	---	---	---	---	---	---	---	---	---	---	---	---	---	---	---	243	---	---	---
Total Suspended Solids	mg/l	---	---	---	---	---	---	---	---	---	---	---	---	---	---	---	<5.00	---	---	---
Metals																				
Aluminum	mg/l	---	---	---	---	---	---	---	---	---	---	---	---	---	---	---	<0.0300	---	---	---
Antimony	mg/l	---	---	---	---	0.088	DIS	0.03	DIS	0.747	TRC	0.64	TRC	0.747	TRC	<0.00300	<0.00300	<0.00300	---	---
Arsenic	mg/l	0.2	TRC	0.44	DIS	0.34	DIS	0.15	DIS	0.03	TRC	0.08	TRC	0.28	TRC	0.0176	0.0171	0.0173	---	---
Barium	mg/l	---	---	---	---	---	---	---	---	98	TRC	---	---	98	TRC	0.0364	---	---	---	---
Beryllium	mg/l	---	---	---	---	---	---	---	---	1.867	TRC	0.084	TRC	1.867	TRC	<0.00200	<0.00200	<0.00200	---	---
Boron	mg/l	---	---	---	---	---	---	---	---	186.667	TRC	---	---	186.667	TRC	---	<0.0400	---	---	---
Cadmium	mg/l	0.05	---	0.04624	DIS	0.015956	DIS	0.00093	DIS	0.7	TRC	0.084	TRC	0.7	TRC	<0.000200	<0.000200	<0.000200	---	---
Calcium	mg/l	---	---	---	---	---	---	---	---	---	---	---	---	---	---	---	66.2	---	---	---
Chromium	mg/l	1	---	---	---	---	---	---	---	---	---	---	---	---	---	<0.00600	---	<0.00600	---	---
Chromium, Hexavalent‡	mg/l	---	---	0.034	DIS	0.016	DIS	0.011	DIS	2.8	TRC	0.15	TRC	2.8	TRC	<0.00600	---	<0.00600	---	---
Chromium, Trivalent‡	mg/l	---	---	3.46887	TRC	1.03389	TRC	0.13449	TRC	1400	TRC	75	TRC	1400	TRC	<0.00600	---	<0.00600	---	---
Cobalt	mg/l	---	---	---	---	---	---	---	---	---	---	---	---	---	---	---	<0.00600	---	---	---
Copper	mg/l	0.5	TRC	0.04617	DIS	0.02667	DIS	0.01668	DIS	1.3	TRC	---	---	1.3	TRC	<0.01000	<0.01000	<0.01000	---	---
Iron	mg/l	---	---	---	---	---	---	1	DIS	---	---	---	---	---	---	---	<0.0600	---	---	---
Lead	mg/l	0.1	TRC	0.298001	DIS	0.141203	DIS	0.005502	DIS	0.015	TRC	---	---	0.015	TRC	<0.003000	<0.003000	<0.003000	---	---
Magnesium	mg/l	---	---	---	---	---	---	---	---	---	---	---	---	---	---	---	10.30	---	---	---

Station Name	Boulder Hole
Sample ID	RESE-1001205
Sample Date	5/4/2005 8:30:00 AM
Basin	Upper Queen Creek Watershed
Sub-basin	unknown
QC Type	Original data

Surface Water Hydrochemical Data

MONTGOMERY & ASSOCIATES

Parameters and Constituents		Standards														Results				
Name	Units	AZ Agricultural Livestock Watering		AZ Aquatic and Wildlife - Ephemeral Acute		AZ Aquatic and Wildlife - Warm Water Acute		AZ Aquatic and Wildlife - Warm Water Chronic		AZ Full Body Contact		AZ Fish Consumption		AZ Partial Body Contact		Dissolved Results	Total Results	Total Recoverable Results	Field Results	Use Exceeded
		Standard	Fraction	Standard	Fraction	Standard	Fraction	Standard	Fraction	Standard	Fraction	Standard	Fraction	Standard	Fraction					
Metals																				
Manganese	mg/l	---	---	---	---	---	---	---	---	130.66701	---	---	---	130.66701	---	---	---	0.19400	---	---
Mercury	mg/l	0.01	TRC	0.005	DIS	0.0024	DIS	0.00001	DIS	0.28	TRC	---	---	0.28	TRC	<0.00020	<0.00020	---	---	AZ Aquatic and Wildlife - Warm Water Chronic*
Molybdenum	mg/l	---	---	---	---	---	---	---	---	---	---	---	---	---	---	---	<0.00800	---	---	---
Nickel	mg/l	---	---	7.6954	DIS	0.86651	DIS	0.09624	DIS	28	TRC	0.511	TRC	28	TRC	<0.01000	---	<0.01000	---	---
Potassium	mg/l	---	---	---	---	---	---	---	---	---	---	---	---	---	---	---	2.41	---	---	---
Selenium	mg/l	0.05	TRC	0.033	TRC	---	---	0.002	TRC	4.667	TRC	0.667	TRC	4.667	TRC	---	<0.00300	<0.00300	---	AZ Aquatic and Wildlife - Warm Water Chronic*
Silver	mg/l	---	---	0.011243	DIS	0.011243	DIS	---	---	4.667	TRC	8	TRC	4.667	TRC	<0.000100	<0.000100	<0.000100	---	---
Sodium	mg/l	---	---	---	---	---	---	---	---	---	---	---	---	---	---	---	13.10	---	---	---
Thallium	mg/l	---	---	---	---	0.7	DIS	0.15	DIS	0.075	TRC	0.001	TRC	0.075	TRC	<0.00200	<0.00200	---	---	AZ Fish Consumption*
Zinc	mg/l	25	TRC	2.05981	DIS	0.21706	DIS	0.21706	DIS	280	TRC	5.106	TRC	280	TRC	<0.01000	<0.01000	<0.01000	---	---
Other																				
Anions (Laboratory)	meq/l	---	---	---	---	---	---	---	---	---	---	---	---	---	---	---	4.83	---	---	---
Cations (Laboratory)	meq/l	---	---	---	---	---	---	---	---	---	---	---	---	---	---	---	4.79	---	---	---
Ion Balance (Laboratory)	%	---	---	---	---	---	---	---	---	---	---	---	---	---	---	---	-0.40	---	---	---
Total Dissolved Solids (Calc by Lab)	mg/l	---	---	---	---	---	---	---	---	---	---	---	---	---	---	---	296	---	---	---

The hardness value used for calculation of hardness-dependent standards is the hardness of the sample itself, not the hardness of a receiving water.
* Detection limit exceeds standard
† Exceedance is considered less than regulatory limit
‡ For comparison only - no analysis exists

Station Name	Boulder Hole
Sample ID	RESE-1002006
Sample Date	8/6/2008 3:00:00 PM
Basin	Upper Queen Creek Watershed
Sub-basin	unknown
QC Type	Original data

Surface Water Hydrochemical Data

MONTGOMERY & ASSOCIATES

Parameters and Constituents		Standards														Results				
Name	Units	AZ Agricultural Livestock Watering		AZ Aquatic and Wildlife - Ephemeral Acute		AZ Aquatic and Wildlife - Warm Water Acute		AZ Aquatic and Wildlife - Warm Water Chronic		AZ Full Body Contact		AZ Fish Consumption		AZ Partial Body Contact		Dissolved Results	Total Results	Total Recoverable Results	Field Results	Use Exceeded
		Standard	Fraction	Standard	Fraction	Standard	Fraction	Standard	Fraction	Standard	Fraction	Standard	Fraction	Standard	Fraction					
Field Parameters																				
Dissolved oxygen	mg/l	---	---	---	---	6	---	6	---	---	---	---	---	---	---	---	---	---	5.50	AZ Aquatic and Wildlife - Warm Water Acute† AZ Aquatic and Wildlife - Warm Water Chronic†
Flow Rate	gallons/minute	---	---	---	---	---	---	---	---	---	---	---	---	---	---	---	---	---	0.0	---
pH (Field)	s.u.	6.5 - 9	---	6.5 - 9	---	6.5 - 9	---	6.5 - 9	---	6.5 - 9	---	---	---	6.5 - 9	---	---	---	---	7.68	---
Specific Conductance (Field)	uS/cm	---	---	---	---	---	---	---	---	---	---	---	---	---	---	---	---	---	578.0	---
Temperature (Field)	Deg C	---	---	---	---	---	---	---	---	---	---	---	---	---	---	---	---	---	27.00	---
Turbidity (Field)	NTUs	---	---	---	---	---	---	---	---	---	---	---	---	---	---	---	---	---	0.90	---
Inorganics																				
Alkalinity (as CaCO3)	mg/l	---	---	---	---	---	---	---	---	---	---	---	---	---	---	262.0	296.0	---	---	---
Bicarbonate (Calculated by M&A)	mg/l	---	---	---	---	---	---	---	---	---	---	---	---	---	---	319.6	---	---	---	---
Bicarbonate Alkalinity (as CaCO3)	mg/l	---	---	---	---	---	---	---	---	---	---	---	---	---	---	262.0	296.0	---	---	---
Bromide	mg/l	---	---	---	---	---	---	---	---	---	---	---	---	---	---	---	0.170	---	---	---
Carbonate (Calculated by M&A)	mg/l	---	---	---	---	---	---	---	---	---	---	---	---	---	---	--	---	---	---	---
Carbonate Alkalinity (as CaCO3)	mg/l	---	---	---	---	---	---	---	---	---	---	---	---	---	---	<1.00	<1.00	---	---	---
Chloride	mg/l	---	---	---	---	---	---	---	---	---	---	---	---	---	---	11.30	12.40	---	---	---
Fluoride	mg/l	---	---	---	---	---	---	---	---	140	---	---	---	140	---	---	0.278	---	---	---
Hardness (as CaCO3)	mg/l	---	---	---	---	---	---	---	---	---	---	---	---	---	---	257.0	---	251.0	---	---
Hydroxide Alkalinity (as CaCO3)	mg/l	---	---	---	---	---	---	---	---	---	---	---	---	---	---	<1.0	<1.0	---	---	---
Nitrate as N	mg/l	---	---	---	---	---	---	---	---	3733.33	---	---	---	3733.33	---	---	<0.20	---	---	---
Nitrate+Nitrite as N (calculated by M&A)	mg/l	---	---	---	---	---	---	---	---	3733.33	---	---	---	3733.33	---	---	--	---	---	---
Nitrite as N	mg/l	---	---	---	---	---	---	---	---	233.33	---	---	---	233.33	---	---	<0.10	---	---	---
Orthophosphate as P	mg/l	---	---	---	---	---	---	---	---	---	---	---	---	---	---	---	<0.20	---	---	---
Silica	mg/l	---	---	---	---	---	---	---	---	---	---	---	---	---	---	51.2	---	---	---	---
Sulfate	mg/l	---	---	---	---	---	---	---	---	---	---	---	---	---	---	16.20	15.00	---	---	---
Lab Parameters																				
Total Dissolved Solids (Laboratory)	mg/l	---	---	---	---	---	---	---	---	---	---	---	---	---	---	---	390	---	---	---
Total Suspended Solids	mg/l	---	---	---	---	---	---	---	---	---	---	---	---	---	---	---	5.00	---	---	---
Metals																				
Aluminum	mg/l	---	---	---	---	---	---	---	---	---	---	---	---	---	---	<0.0800	---	---	---	---
Antimony	mg/l	---	---	---	---	0.088	DIS	0.03	DIS	0.747	TRC	0.64	TRC	0.747	TRC	<0.00300	---	<0.00300	---	---
Arsenic	mg/l	0.2	TRC	0.44	DIS	0.34	DIS	0.15	DIS	0.03	TRC	0.08	TRC	0.28	TRC	0.0290	---	<0.0250	---	---
Barium	mg/l	---	---	---	---	---	---	---	---	98	TRC	---	---	98	TRC	0.0540	---	---	---	---
Beryllium	mg/l	---	---	---	---	---	---	---	---	1.867	TRC	0.084	TRC	1.867	TRC	<0.00200	---	<0.00200	---	---
Boron	mg/l	---	---	---	---	---	---	---	---	186.667	TRC	---	---	186.667	TRC	---	---	<0.0400	---	---
Cadmium	mg/l	0.05	---	0.057044	DIS	0.019684	DIS	0.001081	DIS	0.7	TRC	0.084	TRC	0.7	TRC	<0.000200	---	<0.002000	---	---
Calcium	mg/l	---	---	---	---	---	---	---	---	---	---	---	---	---	---	81.6	---	79.3	---	---
Chromium	mg/l	1	---	---	---	---	---	---	---	---	---	---	---	---	---	---	---	<0.00600	---	---
Chromium, Hexavalent‡	mg/l	---	---	0.034	DIS	0.016	DIS	0.011	DIS	2.8	TRC	0.15	TRC	2.8	TRC	---	---	<0.00600	---	---
Chromium, Trivalent‡	mg/l	---	---	4.14136	TRC	1.23433	TRC	0.16056	TRC	1400	TRC	75	TRC	1400	TRC	---	---	<0.00600	---	---
Cobalt	mg/l	---	---	---	---	---	---	---	---	---	---	---	---	---	---	<0.00600	---	---	---	---
Copper	mg/l	0.5	TRC	0.05661	DIS	0.0327	DIS	0.02006	DIS	1.3	TRC	---	---	1.3	TRC	0.00243	---	<0.01000	---	---
Iron	mg/l	---	---	---	---	---	---	1	DIS	---	---	---	---	---	---	<0.0600	---	---	---	---
Lead	mg/l	0.1	TRC	0.37443	DIS	0.177417	DIS	0.006914	DIS	0.015	TRC	---	---	0.015	TRC	<0.003000	---	<0.003000	---	---
Magnesium	mg/l	---	---	---	---	---	---	---	---	---	---	---	---	---	---	13.50	---	12.80	---	---
Manganese	mg/l	---	---	---	---	---	---	---	---	130.66701	---	---	---	130.66701	---	0.09470	---	0.14800	---	---
Mercury	mg/l	0.01	TRC	0.005	DIS	0.0024	DIS	0.00001	DIS	0.28	TRC	---	---	0.28	TRC	<0.00020	<0.00020	---	---	AZ Aquatic and Wildlife - Warm Water Chronic*

Station Name	Boulder Hole
Sample ID	RESE-1002006
Sample Date	8/6/2008 3:00:00 PM
Basin	Upper Queen Creek Watershed
Sub-basin	unknown
QC Type	Original data

Surface Water Hydrochemical Data

MONTGOMERY & ASSOCIATES

Parameters and Constituents		Standards														Results				
Name	Units	AZ Agricultural Livestock Watering		AZ Aquatic and Wildlife - Ephemeral Acute		AZ Aquatic and Wildlife - Warm Water Acute		AZ Aquatic and Wildlife - Warm Water Chronic		AZ Full Body Contact		AZ Fish Consumption		AZ Partial Body Contact		Dissolved Results	Total Results	Total Recoverable Results	Field Results	Use Exceeded
		Standard	Fraction	Standard	Fraction	Standard	Fraction	Standard	Fraction	Standard	Fraction	Standard	Fraction	Standard	Fraction					
Metals																				
Molybdenum	mg/l	---	---	---	---	---	---	---	---	---	---	---	---	---	---	0.04930	---	---	---	---
Nickel	mg/l	---	---	9.2411	DIS	1.04056	DIS	0.11557	DIS	28	TRC	0.511	TRC	28	TRC	<0.01000	---	<0.01000	---	---
Potassium	mg/l	---	---	---	---	---	---	---	---	---	---	---	---	---	---	3.30	---	3.10	---	---
Selenium	mg/l	0.05	TRC	0.033	TRC	---	---	0.002	TRC	4.667	TRC	0.667	TRC	4.667	TRC	---	---	<0.00300	---	AZ Aquatic and Wildlife - Warm Water Chronic*
Silver	mg/l	---	---	0.016312	DIS	0.016312	DIS	---	---	4.667	TRC	8	TRC	4.667	TRC	<0.000100	---	<0.005000	---	---
Sodium	mg/l	---	---	---	---	---	---	---	---	---	---	---	---	---	---	17.60	---	17.50	---	---
Strontium	mg/l	---	---	---	---	---	---	---	---	---	---	---	---	---	---	0.2800	---	---	---	---
Strontium (by isotope dilution)	ppm	---	---	---	---	---	---	---	---	---	---	---	---	---	---	---	0.3099	---	---	---
Thallium	mg/l	---	---	---	---	0.7	DIS	0.15	DIS	0.075	TRC	0.001	TRC	0.075	TRC	<0.00100	---	<0.00100	---	AZ Fish Consumption*
Uranium	mg/l	---	---	---	---	---	---	---	---	2.8	---	---	---	2.8	---	---	0.00170	---	---	---
Zinc	mg/l	25	TRC	2.47424	DIS	0.26073	DIS	0.26073	DIS	280	TRC	5.106	TRC	280	TRC	<0.01000	---	<0.01000	---	---
Other																				
Dissolved Organic Carbon	mg/l	---	---	---	---	---	---	---	---	---	---	---	---	---	---	---	---	---	5.31	---
Radiogenic Isotopes																				
Strontium 87/86	none	---	---	---	---	---	---	---	---	---	---	---	---	---	---	---	0.709883	---	---	---
Tritium	TU	---	---	---	---	---	---	---	---	---	---	---	---	---	---	---	2.70	---	---	---
Radiologicals																				
Gross Alpha	pCi/l	---	---	---	---	---	---	---	---	---	---	---	---	---	---	---	<2.50	---	---	---
Gross Beta	pCi/l	---	---	---	---	---	---	---	---	---	---	---	---	---	---	---	<3.10	---	---	---
Uranium Activity (Calc 907.0)	pCi/l	---	---	---	---	---	---	---	---	---	---	---	---	---	---	---	2.5	---	---	---
Radionuclides																				
Radium 226	pCi/l	---	---	---	---	---	---	---	---	---	---	---	---	---	---	---	<0.23	---	---	---
Radium 226 + Radium 228	pCi/l	---	---	---	---	---	---	---	---	---	---	---	---	---	---	---	--	---	---	---
Radium 228	pCi/l	---	---	---	---	---	---	---	---	---	---	---	---	---	---	---	<1.20	---	---	---
U-234/U-238	none	---	---	---	---	---	---	---	---	---	---	---	---	---	---	---	3.00	---	---	---
Uranium 234	pCi/l	---	---	---	---	---	---	---	---	---	---	---	---	---	---	---	1.80	---	---	---
Uranium 235	pCi/l	---	---	---	---	---	---	---	---	---	---	---	---	---	---	---	<0.2	---	---	---
Uranium 238	pCi/l	---	---	---	---	---	---	---	---	---	---	---	---	---	---	---	0.6	---	---	---
Stable Isotopes																				
Delta Deuterium	per mil	---	---	---	---	---	---	---	---	---	---	---	---	---	---	---	-81.0	---	---	---
Delta Oxygen-18	per mil	---	---	---	---	---	---	---	---	---	---	---	---	---	---	---	-11.00	---	---	---
Delta Oxygen-18 of Sulfate	per mil	---	---	---	---	---	---	---	---	---	---	---	---	---	---	---	14.8	---	---	---
Delta Sulfur-34	per mil	---	---	---	---	---	---	---	---	---	---	---	---	---	---	---	15.9	---	---	---

The hardness value used for calculation of hardness-dependent standards is the hardness of the sample itself, not the hardness of a receiving water.
* Detection limit exceeds standard
† Exceedance is considered less than regulatory limit
‡ For comparison only - no analysis exists

Station Name	Boulder Hole
Sample ID	RESE-1002031
Sample Date	11/6/2008 11:30:00 AM
Basin	Upper Queen Creek Watershed
Sub-basin	unknown
QC Type	Original data

Surface Water Hydrochemical Data

MONTGOMERY & ASSOCIATES

Parameters and Constituents		Standards														Results				
Name	Units	AZ Agricultural Livestock Watering		AZ Aquatic and Wildlife - Ephemeral Acute		AZ Aquatic and Wildlife - Warm Water Acute		AZ Aquatic and Wildlife - Warm Water Chronic		AZ Full Body Contact		AZ Fish Consumption		AZ Partial Body Contact		Dissolved Results	Total Results	Total Recoverable Results	Field Results	Use Exceeded
		Standard	Fraction	Standard	Fraction	Standard	Fraction	Standard	Fraction	Standard	Fraction	Standard	Fraction	Standard	Fraction					
Field Parameters																				
Dissolved oxygen	mg/l	---	---	---	---	6	---	6	---	---	---	---	---	---	---	---	---	---	1.05	AZ Aquatic and Wildlife - Warm Water Acute† AZ Aquatic and Wildlife - Warm Water Chronic†
Flow Rate	gallons/minute	---	---	---	---	---	---	---	---	---	---	---	---	---	---	---	---	---	<0.1	---
pH (Field)	s.u.	6.5 - 9	---	6.5 - 9	---	6.5 - 9	---	6.5 - 9	---	6.5 - 9	---	---	---	6.5 - 9	---	---	---	---	7.53	---
Specific Conductance (Field)	uS/cm	---	---	---	---	---	---	---	---	---	---	---	---	---	---	---	---	---	672.0	---
Temperature (Field)	Deg C	---	---	---	---	---	---	---	---	---	---	---	---	---	---	---	---	---	13.20	---
Turbidity (Field)	NTUs	---	---	---	---	---	---	---	---	---	---	---	---	---	---	---	---	---	2.14	---
Inorganics																				
Alkalinity (as CaCO3)	mg/l	---	---	---	---	---	---	---	---	---	---	---	---	---	---	---	325.0	---	---	---
Bicarbonate (Calculated by M&A)	mg/l	---	---	---	---	---	---	---	---	---	---	---	---	---	---	---	396.5	---	---	---
Bicarbonate Alkalinity (as CaCO3)	mg/l	---	---	---	---	---	---	---	---	---	---	---	---	---	---	---	325.0	---	---	---
Bromide	mg/l	---	---	---	---	---	---	---	---	---	---	---	---	---	---	---	0.286	---	---	---
Carbonate (Calculated by M&A)	mg/l	---	---	---	---	---	---	---	---	---	---	---	---	---	---	---	--	---	---	---
Carbonate Alkalinity (as CaCO3)	mg/l	---	---	---	---	---	---	---	---	---	---	---	---	---	---	---	<1.00	---	---	---
Chloride	mg/l	---	---	---	---	---	---	---	---	---	---	---	---	---	---	---	17.50	---	---	---
Fluoride	mg/l	---	---	---	---	---	---	---	---	140	---	---	---	140	---	---	0.198	---	---	---
Hardness (as CaCO3)	mg/l	---	---	---	---	---	---	---	---	---	---	---	---	---	---	311.0	---	---	---	---
Nitrate as N	mg/l	---	---	---	---	---	---	---	---	3733.33	---	---	---	3733.33	---	---	<0.20	---	---	---
Nitrate+Nitrite as N	mg/l	---	---	---	---	---	---	---	---	---	---	---	---	---	---	---	<0.30	---	---	---
Nitrate+Nitrite as N (calculated by M&A)	mg/l	---	---	---	---	---	---	---	---	3733.33	---	---	---	3733.33	---	---	--	---	---	---
Nitrite as N	mg/l	---	---	---	---	---	---	---	---	233.33	---	---	---	233.33	---	---	<0.10	---	---	---
Orthophosphate as P	mg/l	---	---	---	---	---	---	---	---	---	---	---	---	---	---	---	<0.20	---	---	---
Silica	mg/l	---	---	---	---	---	---	---	---	---	---	---	---	---	---	34.2	---	---	---	---
Sulfate	mg/l	---	---	---	---	---	---	---	---	---	---	---	---	---	---	---	28.30	---	---	---
Lab Parameters																				
Total Dissolved Solids (Laboratory)	mg/l	---	---	---	---	---	---	---	---	---	---	---	---	---	---	---	400	---	---	---
Total Suspended Solids	mg/l	---	---	---	---	---	---	---	---	---	---	---	---	---	---	---	14.00	---	---	---
Metals																				
Aluminum	mg/l	---	---	---	---	---	---	---	---	---	---	---	---	---	---	<0.0800	---	---	---	---
Antimony	mg/l	---	---	---	---	0.088	DIS	0.03	DIS	0.747	TRC	0.64	TRC	0.747	TRC	<0.00300	---	<0.00300	---	---
Arsenic	mg/l	0.2	TRC	0.44	DIS	0.34	DIS	0.15	DIS	0.03	TRC	0.08	TRC	0.28	TRC	0.0260	---	0.0400	---	AZ Full Body Contact
Barium	mg/l	---	---	---	---	---	---	---	---	98	TRC	---	---	98	TRC	0.0563	---	---	---	---
Beryllium	mg/l	---	---	---	---	---	---	---	---	1.867	TRC	0.084	TRC	1.867	TRC	<0.00200	---	<0.00200	---	---
Boron	mg/l	---	---	---	---	---	---	---	---	186.667	TRC	---	---	186.667	TRC	---	---	<0.0400	---	---
Cadmium	mg/l	0.05	---	0.068638	DIS	0.023685	DIS	0.001233	DIS	0.7	TRC	0.084	TRC	0.7	TRC	<0.000200	---	<0.002000	---	---
Calcium	mg/l	---	---	---	---	---	---	---	---	---	---	---	---	---	---	---	---	96.2	---	---
Chromium	mg/l	1	---	---	---	---	---	---	---	---	---	---	---	---	---	---	---	<0.00600	---	---
Chromium, Hexavalent‡	mg/l	---	---	0.034	DIS	0.016	DIS	0.011	DIS	2.8	TRC	0.15	TRC	2.8	TRC	---	---	<0.00600	---	---
Chromium, Trivalent‡	mg/l	---	---	4.84149	TRC	1.443	TRC	0.1877	TRC	1400	TRC	75	TRC	1400	TRC	---	---	<0.00600	---	---
Cobalt	mg/l	---	---	---	---	---	---	---	---	---	---	---	---	---	---	<0.00600	---	---	---	---
Copper	mg/l	0.5	TRC	0.06775	DIS	0.03914	DIS	0.02361	DIS	1.3	TRC	---	---	1.3	TRC	0.00189	---	<0.01000	---	---
Iron	mg/l	---	---	---	---	---	---	1	DIS	---	---	---	---	---	---	<0.0600	---	---	---	---
Lead	mg/l	0.1	TRC	0.457021	DIS	0.216552	DIS	0.008439	DIS	0.015	TRC	---	---	0.015	TRC	<0.003000	---	<0.003000	---	---
Magnesium	mg/l	---	---	---	---	---	---	---	---	---	---	---	---	---	---	---	---	17.10	---	---
Manganese	mg/l	---	---	---	---	---	---	---	---	130.66701	---	---	---	130.66701	---	0.24400	---	0.33500	---	---
Mercury	mg/l	0.01	TRC	0.005	DIS	0.0024	DIS	0.00001	DIS	0.28	TRC	---	---	0.28	TRC	<0.00020	<0.00020	---	---	AZ Aquatic and Wildlife - Warm Water Chronic*

Station Name	Boulder Hole
Sample ID	RESE-1002031
Sample Date	11/6/2008 11:30:00 AM
Basin	Upper Queen Creek Watershed
Sub-basin	unknown
QC Type	Original data

Surface Water Hydrochemical Data

MONTGOMERY & ASSOCIATES

Parameters and Constituents		Standards														Results				
Name	Units	AZ Agricultural Livestock Watering		AZ Aquatic and Wildlife - Ephemeral Acute		AZ Aquatic and Wildlife - Warm Water Acute		AZ Aquatic and Wildlife - Warm Water Chronic		AZ Full Body Contact		AZ Fish Consumption		AZ Partial Body Contact		Dissolved Results	Total Results	Total Recoverable Results	Field Results	Use Exceeded
		Standard	Fraction	Standard	Fraction	Standard	Fraction	Standard	Fraction	Standard	Fraction	Standard	Fraction	Standard	Fraction					
Metals																				
Molybdenum	mg/l	---	---	---	---	---	---	---	---	---	---	---	---	---	---	<0.00800	---	---	---	---
Nickel	mg/l	---	---	10.85914	DIS	1.22276	DIS	0.13581	DIS	28	TRC	0.511	TRC	28	TRC	<0.01000	---	<0.01000	---	---
Potassium	mg/l	---	---	---	---	---	---	---	---	---	---	---	---	---	---	---	---	5.38	---	---
Selenium	mg/l	0.05	TRC	0.033	TRC	---	---	0.002	TRC	4.667	TRC	0.667	TRC	4.667	TRC	---	---	<0.00300	---	AZ Aquatic and Wildlife - Warm Water Chronic*
Silver	mg/l	---	---	0.022645	DIS	0.022645	DIS	---	---	4.667	TRC	8	TRC	4.667	TRC	<0.000100	---	<0.005000	---	---
Sodium	mg/l	---	---	---	---	---	---	---	---	---	---	---	---	---	---	---	---	20.00	---	---
Strontium	mg/l	---	---	---	---	---	---	---	---	---	---	---	---	---	---	0.3410	---	---	---	---
Thallium	mg/l	---	---	---	---	0.7	DIS	0.15	DIS	0.075	TRC	0.001	TRC	0.075	TRC	<0.00100	---	<0.00100	---	AZ Fish Consumption*
Zinc	mg/l	25	TRC	2.90817	DIS	0.30646	DIS	0.30646	DIS	280	TRC	5.106	TRC	280	TRC	<0.01000	---	<0.01000	---	---
Other																				
Dissolved Organic Carbon	mg/l	---	---	---	---	---	---	---	---	---	---	---	---	---	---	---	---	---	5.39	---

The hardness value used for calculation of hardness-dependent standards is the hardness of the sample itself, not the hardness of a receiving water.
* Detection limit exceeds standard
† Exceedance is considered less than regulatory limit
‡ For comparison only - no analysis exists

Station Name	Boulder Hole
Sample ID	RESE-1002060
Sample Date	2/19/2009 2:30:00 PM
Basin	Upper Queen Creek Watershed
Sub-basin	unknown
QC Type	Original data

Surface Water Hydrochemical Data

MONTGOMERY & ASSOCIATES

Parameters and Constituents		Standards														Results				
Name	Units	AZ Agricultural Livestock Watering		AZ Aquatic and Wildlife - Ephemeral Acute		AZ Aquatic and Wildlife - Warm Water Acute		AZ Aquatic and Wildlife - Warm Water Chronic		AZ Full Body Contact		AZ Fish Consumption		AZ Partial Body Contact		Dissolved Results	Total Results	Total Recoverable Results	Field Results	Use Exceeded
		Standard	Fraction	Standard	Fraction	Standard	Fraction	Standard	Fraction	Standard	Fraction	Standard	Fraction	Standard	Fraction					
Field Parameters																				
Dissolved oxygen	mg/l	---	---	---	---	6	---	6	---	---	---	---	---	---	---	---	---	---	8.63	---
Flow Rate	gallons/minute	---	---	---	---	---	---	---	---	---	---	---	---	---	---	---	---	---	3434.0	---
pH (Field)	s.u.	6.5 - 9	---	6.5 - 9	---	6.5 - 9	---	6.5 - 9	---	6.5 - 9	---	---	---	6.5 - 9	---	---	---	---	8.13	---
Specific Conductance (Field)	uS/cm	---	---	---	---	---	---	---	---	---	---	---	---	---	---	---	---	---	189.0	---
Temperature (Field)	Deg C	---	---	---	---	---	---	---	---	---	---	---	---	---	---	---	---	---	10.60	---
Turbidity (Field)	NTUs	---	---	---	---	---	---	---	---	---	---	---	---	---	---	---	---	---	13.87	---
Inorganics																				
Alkalinity (as CaCO3)	mg/l	---	---	---	---	---	---	---	---	---	---	---	---	---	---	---	56.9	---	---	---
Bicarbonate (Calculated by M&A)	mg/l	---	---	---	---	---	---	---	---	---	---	---	---	---	---	---	69.4	---	---	---
Bicarbonate Alkalinity (as CaCO3)	mg/l	---	---	---	---	---	---	---	---	---	---	---	---	---	---	---	56.9	---	---	---
Bromide	mg/l	---	---	---	---	---	---	---	---	---	---	---	---	---	---	---	<0.100	---	---	---
Carbonate (Calculated by M&A)	mg/l	---	---	---	---	---	---	---	---	---	---	---	---	---	---	---	--	---	---	---
Carbonate Alkalinity (as CaCO3)	mg/l	---	---	---	---	---	---	---	---	---	---	---	---	---	---	---	<1.00	---	---	---
Chloride	mg/l	---	---	---	---	---	---	---	---	---	---	---	---	---	---	---	5.73	---	---	---
Fluoride	mg/l	---	---	---	---	---	---	---	---	140	---	---	---	140	---	---	<0.100	---	---	---
Hardness (as CaCO3)	mg/l	---	---	---	---	---	---	---	---	---	---	---	---	---	---	69.8	---	---	---	---
Silica	mg/l	---	---	---	---	---	---	---	---	---	---	---	---	---	---	23.7	---	---	---	---
Sulfate	mg/l	---	---	---	---	---	---	---	---	---	---	---	---	---	---	---	18.70	---	---	---
Lab Parameters																				
Total Dissolved Solids (Laboratory)	mg/l	---	---	---	---	---	---	---	---	---	---	---	---	---	---	---	156	---	---	---
Total Suspended Solids	mg/l	---	---	---	---	---	---	---	---	---	---	---	---	---	---	---	9.00	---	---	---
Metals																				
Aluminum	mg/l	---	---	---	---	---	---	---	---	---	---	---	---	---	---	<0.0800	---	---	---	---
Antimony	mg/l	---	---	---	---	0.088	DIS	0.03	DIS	0.747	TRC	0.64	TRC	0.747	TRC	<0.00300	---	<0.00300	---	---
Arsenic	mg/l	0.2	TRC	0.44	DIS	0.34	DIS	0.15	DIS	0.03	TRC	0.08	TRC	0.28	TRC	<0.0250	---	<0.0250	---	---
Barium	mg/l	---	---	---	---	---	---	---	---	98	TRC	---	---	98	TRC	0.0132	---	---	---	---
Beryllium	mg/l	---	---	---	---	---	---	---	---	1.867	TRC	0.084	TRC	1.867	TRC	<0.00200	---	<0.00200	---	---
Boron	mg/l	---	---	---	---	---	---	---	---	186.667	TRC	---	---	186.667	TRC	---	---	<0.0400	---	---
Cadmium	mg/l	0.05	---	0.016075	DIS	0.005547	DIS	0.000437	DIS	0.7	TRC	0.084	TRC	0.7	TRC	<0.000034	---	<0.002000	---	---
Calcium	mg/l	---	---	---	---	---	---	---	---	---	---	---	---	---	---	---	---	21.5	---	---
Chromium	mg/l	1	---	---	---	---	---	---	---	---	---	---	---	---	---	---	---	<0.00600	---	---
Chromium, Hexavalent‡	mg/l	---	---	0.034	DIS	0.016	DIS	0.011	DIS	2.8	TRC	0.15	TRC	2.8	TRC	---	---	<0.00600	---	---
Chromium, Trivalent‡	mg/l	---	---	1.42405	TRC	0.42444	TRC	0.05521	TRC	1400	TRC	75	TRC	1400	TRC	---	---	<0.00600	---	---
Cobalt	mg/l	---	---	---	---	---	---	---	---	---	---	---	---	---	---	<0.00600	---	---	---	---
Copper	mg/l	0.5	TRC	0.01658	DIS	0.00958	DIS	0.00659	DIS	1.3	TRC	---	---	1.3	TRC	0.01500	---	0.01900	---	AZ Aquatic and Wildlife - Warm Water Acute AZ Aquatic and Wildlife - Warm Water Chronic
Iron	mg/l	---	---	---	---	---	---	1	DIS	---	---	---	---	---	---	<0.0600	---	---	---	---
Lead	mg/l	0.1	TRC	0.091952	DIS	0.04357	DIS	0.001698	DIS	0.015	TRC	---	---	0.015	TRC	0.000206 j	---	<0.003000	---	---
Magnesium	mg/l	---	---	---	---	---	---	---	---	---	---	---	---	---	---	---	---	3.93	---	---
Manganese	mg/l	---	---	---	---	---	---	---	---	130.66701	---	---	---	130.66701	---	0.00820	---	0.01040	---	---
Mercury	mg/l	0.01	TRC	0.005	DIS	0.0024	DIS	0.00001	DIS	0.28	TRC	---	---	0.28	TRC	---	<0.00020	---	---	AZ Aquatic and Wildlife - Warm Water Chronic*
Molybdenum	mg/l	---	---	---	---	---	---	---	---	---	---	---	---	---	---	<0.00800	---	---	---	---
Nickel	mg/l	---	---	3.06776	DIS	0.34543	DIS	0.03837	DIS	28	TRC	0.511	TRC	28	TRC	<0.00100	---	<0.01000	---	---
Potassium	mg/l	---	---	---	---	---	---	---	---	---	---	---	---	---	---	---	---	1.55	---	---
Selenium	mg/l	0.05	TRC	0.033	TRC	---	---	0.002	TRC	4.667	TRC	0.667	TRC	4.667	TRC	---	---	<0.00012	---	---

Surface Water Hydrochemical Data

Station Name	Boulder Hole
Sample ID	RESE-1002060
Sample Date	2/19/2009 2:30:00 PM
Basin	Upper Queen Creek Watershed
Sub-basin	unknown
QC Type	Original data

Parameters and Constituents		Standards														Results				
Name	Units	AZ Agricultural Livestock Watering		AZ Aquatic and Wildlife - Ephemeral Acute		AZ Aquatic and Wildlife - Warm Water Acute		AZ Aquatic and Wildlife - Warm Water Chronic		AZ Full Body Contact		AZ Fish Consumption		AZ Partial Body Contact		Dissolved Results	Total Results	Total Recoverable Results	Field Results	Use Exceeded
		Standard	Fraction	Standard	Fraction	Standard	Fraction	Standard	Fraction	Standard	Fraction	Standard	Fraction	Standard	Fraction					
Metals																				
Silver	mg/l	---	---	0.001733	DIS	0.001733	DIS	---	---	4.667	TRC	8	TRC	4.667	TRC	<0.000100	---	<0.005000	---	---
Sodium	mg/l	---	---	---	---	---	---	---	---	---	---	---	---	---	---	---	---	5.54	---	---
Strontium	mg/l	---	---	---	---	---	---	---	---	---	---	---	---	---	---	0.0680	---	---	---	---
Thallium	mg/l	---	---	---	---	0.7	DIS	0.15	DIS	0.075	TRC	0.001	TRC	0.075	TRC	<0.00100	---	<0.00100	---	AZ Fish Consumption*
Zinc	mg/l	25	TRC	0.81998	DIS	0.08641	DIS	0.08641	DIS	280	TRC	5.106	TRC	280	TRC	<0.01000	---	<0.01000	---	---
Other																				
Dissolved Organic Carbon	mg/l	---	---	---	---	---	---	---	---	---	---	---	---	---	---	---	---	---	8.30	---
Mercury, Low Level	ng/l	---	---	---	---	---	---	---	---	---	---	---	---	---	---	0.80	---	---	---	---
Stable Isotopes																				
Delta Deuterium	per mil	---	---	---	---	---	---	---	---	---	---	---	---	---	---	---	-50.0	---	---	---
Delta Oxygen-18	per mil	---	---	---	---	---	---	---	---	---	---	---	---	---	---	---	-7.80	---	---	---
Delta Oxygen-18 of Sulfate	per mil	---	---	---	---	---	---	---	---	---	---	---	---	---	---	---	3.3	---	---	---
Delta Sulfur-34	per mil	---	---	---	---	---	---	---	---	---	---	---	---	---	---	---	0.2	---	---	---

The hardness value used for calculation of hardness-dependent standards is the hardness of the sample itself, not the hardness of a receiving water.
* Detection limit exceeds standard
‡ For comparison only - no analysis exists

Station Name	Boulder Hole
Sample ID	RESE-1002082
Sample Date	5/7/2009 11:00:00 AM
Basin	Upper Queen Creek Watershed
Sub-basin	unknown
QC Type	Original data

Surface Water Hydrochemical Data

MONTGOMERY & ASSOCIATES

Parameters and Constituents		Standards														Results				
Name	Units	AZ Agricultural Livestock Watering		AZ Aquatic and Wildlife - Ephemeral Acute		AZ Aquatic and Wildlife - Warm Water Acute		AZ Aquatic and Wildlife - Warm Water Chronic		AZ Full Body Contact		AZ Fish Consumption		AZ Partial Body Contact		Dissolved Results	Total Results	Total Recoverable Results	Field Results	Use Exceeded
		Standard	Fraction	Standard	Fraction	Standard	Fraction	Standard	Fraction	Standard	Fraction	Standard	Fraction	Standard	Fraction					
Field Parameters																				
Dissolved oxygen	mg/l	---	---	---	---	6	---	6	---	---	---	---	---	---	---	---	---	---	4.87	AZ Aquatic and Wildlife - Warm Water Acute† AZ Aquatic and Wildlife - Warm Water Chronic†
Flow Rate	gallons/minute	---	---	---	---	---	---	---	---	---	---	---	---	---	---	---	---	---	0.0	---
pH (Field)	s.u.	6.5 - 9	---	6.5 - 9	---	6.5 - 9	---	6.5 - 9	---	6.5 - 9	---	---	---	6.5 - 9	---	---	---	---	7.57	---
Specific Conductance (Field)	uS/cm	---	---	---	---	---	---	---	---	---	---	---	---	---	---	---	---	---	447.0	---
Temperature (Field)	Deg C	---	---	---	---	---	---	---	---	---	---	---	---	---	---	---	---	---	18.00	---
Turbidity (Field)	NTUs	---	---	---	---	---	---	---	---	---	---	---	---	---	---	---	---	---	1.71	---
Inorganics																				
Alkalinity (as CaCO3)	mg/l	---	---	---	---	---	---	---	---	---	---	---	---	---	---	---	246.0	---	---	---
Bicarbonate (Calculated by M&A)	mg/l	---	---	---	---	---	---	---	---	---	---	---	---	---	---	---	300.1	---	---	---
Bicarbonate Alkalinity (as CaCO3)	mg/l	---	---	---	---	---	---	---	---	---	---	---	---	---	---	---	246.0	---	---	---
Bromide	mg/l	---	---	---	---	---	---	---	---	---	---	---	---	---	---	---	0.196	---	---	---
Carbonate (Calculated by M&A)	mg/l	---	---	---	---	---	---	---	---	---	---	---	---	---	---	---	--	---	---	---
Carbonate Alkalinity (as CaCO3)	mg/l	---	---	---	---	---	---	---	---	---	---	---	---	---	---	---	<1.00	---	---	---
Chloride	mg/l	---	---	---	---	---	---	---	---	---	---	---	---	---	---	---	13.30	---	---	---
Fluoride	mg/l	---	---	---	---	---	---	---	---	140	---	---	---	140	---	---	0.115	---	---	---
Hardness (as CaCO3)	mg/l	---	---	---	---	---	---	---	---	---	---	---	---	---	---	240.0	---	---	---	---
Silica	mg/l	---	---	---	---	---	---	---	---	---	---	---	---	---	---	34.0	---	---	---	---
Sulfate	mg/l	---	---	---	---	---	---	---	---	---	---	---	---	---	---	---	12.00	---	---	---
Lab Parameters																				
Total Dissolved Solids (Laboratory)	mg/l	---	---	---	---	---	---	---	---	---	---	---	---	---	---	---	291	---	---	---
Total Suspended Solids	mg/l	---	---	---	---	---	---	---	---	---	---	---	---	---	---	---	<5.00	---	---	---
Metals																				
Aluminum	mg/l	---	---	---	---	---	---	---	---	---	---	---	---	---	---	<0.0800	---	---	---	---
Antimony	mg/l	---	---	---	---	0.088	DIS	0.03	DIS	0.747	TRC	0.64	TRC	0.747	TRC	<0.00300	---	<0.00300	---	---
Arsenic	mg/l	0.2	TRC	0.44	DIS	0.34	DIS	0.15	DIS	0.03	TRC	0.08	TRC	0.28	TRC	0.0310	---	<0.0250	---	---
Barium	mg/l	---	---	---	---	---	---	---	---	98	TRC	---	---	98	TRC	0.0457	---	---	---	---
Beryllium	mg/l	---	---	---	---	---	---	---	---	1.867	TRC	0.084	TRC	1.867	TRC	<0.00200	---	<0.00200	---	---
Boron	mg/l	---	---	---	---	---	---	---	---	186.667	TRC	---	---	186.667	TRC	---	---	<0.0400	---	---
Cadmium	mg/l	0.05	---	0.053379	DIS	0.01842	DIS	0.001031	DIS	0.7	TRC	0.084	TRC	0.7	TRC	<0.000024	---	<0.002000	---	---
Calcium	mg/l	---	---	---	---	---	---	---	---	---	---	---	---	---	---	---	---	75.7	---	---
Chromium	mg/l	1	---	---	---	---	---	---	---	---	---	---	---	---	---	---	---	<0.00600	---	---
Chromium, Hexavalent‡	mg/l	---	---	0.034	DIS	0.016	DIS	0.011	DIS	2.8	TRC	0.15	TRC	2.8	TRC	---	---	<0.00600	---	---
Chromium, Trivalent‡	mg/l	---	---	3.91562	TRC	1.16705	TRC	0.15181	TRC	1400	TRC	75	TRC	1400	TRC	---	---	<0.00600	---	---
Cobalt	mg/l	---	---	---	---	---	---	---	---	---	---	---	---	---	---	<0.00600	---	---	---	---
Copper	mg/l	0.5	TRC	0.05307	DIS	0.03066	DIS	0.01892	DIS	1.3	TRC	---	---	1.3	TRC	0.00216	---	<0.01000	---	---
Iron	mg/l	---	---	---	---	---	---	1	DIS	---	---	---	---	---	---	<0.0600	---	---	---	---
Lead	mg/l	0.1	TRC	0.348427	DIS	0.165096	DIS	0.006434	DIS	0.015	TRC	---	---	0.015	TRC	<0.000053	---	<0.003000	---	---
Magnesium	mg/l	---	---	---	---	---	---	---	---	---	---	---	---	---	---	---	---	12.40	---	---
Manganese	mg/l	---	---	---	---	---	---	---	---	130.66701	---	---	---	130.66701	---	0.11000	---	0.12200	---	---
Mercury	mg/l	0.01	TRC	0.005	DIS	0.0024	DIS	0.00001	DIS	0.28	TRC	---	---	0.28	TRC	---	<0.00020	---	---	AZ Aquatic and Wildlife - Warm Water Chronic*
Molybdenum	mg/l	---	---	---	---	---	---	---	---	---	---	---	---	---	---	<0.00800	---	---	---	---
Nickel	mg/l	---	---	8.72126	DIS	0.98203	DIS	0.10907	DIS	28	TRC	0.511	TRC	28	TRC	0.00120	---	<0.01000	---	---
Potassium	mg/l	---	---	---	---	---	---	---	---	---	---	---	---	---	---	---	---	2.49	---	---
Selenium	mg/l	0.05	TRC	0.033	TRC	---	---	0.002	TRC	4.667	TRC	0.667	TRC	4.667	TRC	---	---	<0.00030	---	---
Silver	mg/l	---	---	0.0145	DIS	0.0145	DIS	---	---	4.667	TRC	8	TRC	4.667	TRC	<0.000100	---	<0.005000	---	---

Station Name	Boulder Hole
Sample ID	RESE-1002082
Sample Date	5/7/2009 11:00:00 AM
Basin	Upper Queen Creek Watershed
Sub-basin	unknown
QC Type	Original data

Surface Water Hydrochemical Data

MONTGOMERY & ASSOCIATES

Parameters and Constituents		Standards														Results				
Name	Units	AZ Agricultural Livestock Watering		AZ Aquatic and Wildlife - Ephemeral Acute		AZ Aquatic and Wildlife - Warm Water Acute		AZ Aquatic and Wildlife - Warm Water Chronic		AZ Full Body Contact		AZ Fish Consumption		AZ Partial Body Contact		Dissolved Results	Total Results	Total Recoverable Results	Field Results	Use Exceeded
		Standard	Fraction	Standard	Fraction	Standard	Fraction	Standard	Fraction	Standard	Fraction	Standard	Fraction	Standard	Fraction					
Metals																				
Sodium	mg/l	---	---	---	---	---	---	---	---	---	---	---	---	---	---	---	---	14.80	---	---
Strontium	mg/l	---	---	---	---	---	---	---	---	---	---	---	---	---	---	0.2600	---	---	---	---
Thallium	mg/l	---	---	---	---	0.7	DIS	0.15	DIS	0.075	TRC	0.001	TRC	0.075	TRC	<0.00100	---	<0.00100	---	AZ Fish Consumption*
Zinc	mg/l	25	TRC	2.33484	DIS	0.24604	DIS	0.24604	DIS	280	TRC	5.106	TRC	280	TRC	<0.01000	---	<0.01000	---	---
Other																				
Dissolved Organic Carbon	mg/l	---	---	---	---	---	---	---	---	---	---	---	---	---	---	---	---	---	4.27	---
Mercury, Low Level	ng/l	---	---	---	---	---	---	---	---	---	---	---	---	---	---	0.72	---	---	---	---
Radiogenic Isotopes																				
Tritium	TU	---	---	---	---	---	---	---	---	---	---	---	---	---	---	---	2.20	---	---	---
Stable Isotopes																				
Delta Deuterium	per mil	---	---	---	---	---	---	---	---	---	---	---	---	---	---	---	-53.0	---	---	---
Delta Oxygen-18	per mil	---	---	---	---	---	---	---	---	---	---	---	---	---	---	---	-7.40	---	---	---
Delta Oxygen-18 of Sulfate	per mil	---	---	---	---	---	---	---	---	---	---	---	---	---	---	---	9.8	---	---	---
Delta Sulfur-34	per mil	---	---	---	---	---	---	---	---	---	---	---	---	---	---	---	17.8	---	---	---

The hardness value used for calculation of hardness-dependent standards is the hardness of the sample itself, not the hardness of a receiving water.
* Detection limit exceeds standard
† Exceedance is considered less than regulatory limit
‡ For comparison only - no analysis exists

Station Name	Boulder Hole
Sample ID	RESE-1002120
Sample Date	2/13/2010 1:15:00 PM
Basin	Upper Queen Creek Watershed
Sub-basin	unknown
QC Type	Original data

Surface Water Hydrochemical Data

MONTGOMERY & ASSOCIATES

Parameters and Constituents		Standards														Results				
Name	Units	AZ Agricultural Livestock Watering		AZ Aquatic and Wildlife - Ephemeral Acute		AZ Aquatic and Wildlife - Warm Water Acute		AZ Aquatic and Wildlife - Warm Water Chronic		AZ Full Body Contact		AZ Fish Consumption		AZ Partial Body Contact		Dissolved Results	Total Results	Total Recoverable Results	Field Results	Use Exceeded
		Standard	Fraction	Standard	Fraction	Standard	Fraction	Standard	Fraction	Standard	Fraction	Standard	Fraction	Standard	Fraction					
Field Parameters																				
Dissolved oxygen	mg/l	---	---	---	---	6	---	6	---	---	---	---	---	---	---	---	---	---	14.65	---
Flow Rate	gallons/minute	---	---	---	---	---	---	---	---	---	---	---	---	---	---	---	---	---	45.0 j	---
pH (Field)	s.u.	6.5 - 9	---	6.5 - 9	---	6.5 - 9	---	6.5 - 9	---	6.5 - 9	---	---	---	6.5 - 9	---	---	---	---	7.85	---
Specific Conductance (Field)	uS/cm	---	---	---	---	---	---	---	---	---	---	---	---	---	---	---	---	---	228.0	---
Temperature (Field)	Deg C	---	---	---	---	---	---	---	---	---	---	---	---	---	---	---	---	---	10.40	---
Turbidity (Field)	NTUs	---	---	---	---	---	---	---	---	---	---	---	---	---	---	---	---	---	1.19	---
Inorganics																				
Alkalinity (as CaCO3)	mg/l	---	---	---	---	---	---	---	---	---	---	---	---	---	---	---	74.3	---	---	---
Bicarbonate (Calculated by M&A)	mg/l	---	---	---	---	---	---	---	---	---	---	---	---	---	---	---	90.6	---	---	---
Bicarbonate Alkalinity (as CaCO3)	mg/l	---	---	---	---	---	---	---	---	---	---	---	---	---	---	---	74.3	---	---	---
Bromide	mg/l	---	---	---	---	---	---	---	---	---	---	---	---	---	---	---	<0.100	---	---	---
Carbonate (Calculated by M&A)	mg/l	---	---	---	---	---	---	---	---	---	---	---	---	---	---	---	--	---	---	---
Carbonate Alkalinity (as CaCO3)	mg/l	---	---	---	---	---	---	---	---	---	---	---	---	---	---	---	<1.00	---	---	---
Chloride	mg/l	---	---	---	---	---	---	---	---	---	---	---	---	---	---	---	6.88	---	---	---
Fluoride	mg/l	---	---	---	---	---	---	---	---	140	---	---	---	140	---	---	<0.100	---	---	---
Hardness (as CaCO3)	mg/l	---	---	---	---	---	---	---	---	---	---	---	---	---	---	---	---	96.7	---	---
Silica	mg/l	---	---	---	---	---	---	---	---	---	---	---	---	---	---	26.4	---	---	---	---
Sulfate	mg/l	---	---	---	---	---	---	---	---	---	---	---	---	---	---	---	22.80	---	---	---
Lab Parameters																				
Total Dissolved Solids (Laboratory)	mg/l	---	---	---	---	---	---	---	---	---	---	---	---	---	---	---	120	---	---	---
Total Suspended Solids	mg/l	---	---	---	---	---	---	---	---	---	---	---	---	---	---	---	<5.00	---	---	---
Metals																				
Aluminum	mg/l	---	---	---	---	---	---	---	---	---	---	---	---	---	---	<0.0800	---	---	---	---
Antimony	mg/l	---	---	---	---	0.088	DIS	0.03	DIS	0.747	TRC	0.64	TRC	0.747	TRC	<0.00300	---	<0.00300	---	---
Arsenic	mg/l	0.2	TRC	0.44	DIS	0.34	DIS	0.15	DIS	0.03	TRC	0.08	TRC	0.28	TRC	<0.0250	---	<0.0250	---	---
Barium	mg/l	---	---	---	---	---	---	---	---	98	TRC	---	---	98	TRC	0.0131	---	---	---	---
Beryllium	mg/l	---	---	---	---	---	---	---	---	1.867	TRC	0.084	TRC	1.867	TRC	---	---	<0.00200	---	---
Boron	mg/l	---	---	---	---	---	---	---	---	186.667	TRC	---	---	186.667	TRC	---	---	<0.0400	---	---
Cadmium	mg/l	0.05	---	0.022073	DIS	0.007617	DIS	0.000548	DIS	0.7	TRC	0.084	TRC	0.7	TRC	<0.000024	---	<0.002000	---	---
Calcium	mg/l	---	---	---	---	---	---	---	---	---	---	---	---	---	---	---	---	30.1	---	---
Chromium	mg/l	1	---	---	---	---	---	---	---	---	---	---	---	---	---	---	---	<0.00600	---	---
Chromium, Hexavalent‡	mg/l	---	---	0.034	DIS	0.016	DIS	0.011	DIS	2.8	TRC	0.15	TRC	2.8	TRC	---	---	<0.00600	---	---
Chromium, Trivalent‡	mg/l	---	---	1.85983	TRC	0.55432	TRC	0.07211	TRC	1400	TRC	75	TRC	1400	TRC	---	---	<0.00600	---	---
Cobalt	mg/l	---	---	---	---	---	---	---	---	---	---	---	---	---	---	<0.00600	---	---	---	---
Copper	mg/l	0.5	TRC	0.02254	DIS	0.01302	DIS	0.0087	DIS	1.3	TRC	---	---	1.3	TRC	0.00638	---	<0.01000	---	---
Iron	mg/l	---	---	---	---	---	---	1	DIS	---	---	---	---	---	---	<0.0600	---	---	---	---
Lead	mg/l	0.1	TRC	0.131403	DIS	0.062263	DIS	0.002426	DIS	0.015	TRC	---	---	0.015	TRC	<0.000053	---	<0.003000	---	---
Magnesium	mg/l	---	---	---	---	---	---	---	---	---	---	---	---	---	---	---	---	5.22	---	---
Manganese	mg/l	---	---	---	---	---	---	---	---	130.66701	---	---	---	130.66701	---	<0.00400	---	<0.00400	---	---
Mercury	mg/l	0.01	TRC	0.005	DIS	0.0024	DIS	0.00001	DIS	0.28	TRC	---	---	0.28	TRC	---	<0.00020	---	---	AZ Aquatic and Wildlife - Warm Water Chronic*
Molybdenum	mg/l	---	---	---	---	---	---	---	---	---	---	---	---	---	---	<0.00800	---	---	---	---
Nickel	mg/l	---	---	4.04195	DIS	0.45513	DIS	0.05055	DIS	28	TRC	0.511	TRC	28	TRC	<0.00100	---	<0.01000	---	---
Potassium	mg/l	---	---	---	---	---	---	---	---	---	---	---	---	---	---	---	---	1.54	---	---
Selenium	mg/l	0.05	TRC	0.033	TRC	---	---	0.002	TRC	4.667	TRC	0.667	TRC	4.667	TRC	---	---	0.00031 jd	---	---
Silver	mg/l	---	---	0.003036	DIS	0.003036	DIS	---	---	4.667	TRC	8	TRC	4.667	TRC	<0.000100	---	<0.005000	---	---

Station Name	Boulder Hole
Sample ID	RESE-1002120
Sample Date	2/13/2010 1:15:00 PM
Basin	Upper Queen Creek Watershed
Sub-basin	unknown
QC Type	Original data

Surface Water Hydrochemical Data

MONTGOMERY & ASSOCIATES

Parameters and Constituents		Standards														Results				
Name	Units	AZ Agricultural Livestock Watering		AZ Aquatic and Wildlife - Ephemeral Acute		AZ Aquatic and Wildlife - Warm Water Acute		AZ Aquatic and Wildlife - Warm Water Chronic		AZ Full Body Contact		AZ Fish Consumption		AZ Partial Body Contact		Dissolved Results	Total Results	Total Recoverable Results	Field Results	Use Exceeded
		Standard	Fraction	Standard	Fraction	Standard	Fraction	Standard	Fraction	Standard	Fraction	Standard	Fraction	Standard	Fraction					
Metals																				
Sodium	mg/l	---	---	---	---	---	---	---	---	---	---	---	---	---	---	---	---	7.02	---	---
Strontium	mg/l	---	---	---	---	---	---	---	---	---	---	---	---	---	---	0.0892	---	---	---	---
Thallium	mg/l	---	---	---	---	0.7	DIS	0.15	DIS	0.075	TRC	0.001	TRC	0.075	TRC	<0.00100	---	<0.00100	---	AZ Fish Consumption*
Zinc	mg/l	25	TRC	1.08083	DIS	0.1139	DIS	0.1139	DIS	280	TRC	5.106	TRC	280	TRC	<0.01000	---	<0.01000	---	---
Other																				
Dissolved Organic Carbon	mg/l	---	---	---	---	---	---	---	---	---	---	---	---	---	---	4.66	---	---	---	---

The hardness value used for calculation of hardness-dependent standards is the hardness of the sample itself, not the hardness of a receiving water.
* Detection limit exceeds standard
‡ For comparison only - no analysis exists

Station Name	Boulder Hole
Sample ID	RESE-1002140
Sample Date	11/1/2010 3:00:00 PM
Basin	Upper Queen Creek Watershed
Sub-basin	unknown
QC Type	Original data

Surface Water Hydrochemical Data

MONTGOMERY & ASSOCIATES

Parameters and Constituents		Standards														Results				
Name	Units	AZ Agricultural Livestock Watering		AZ Aquatic and Wildlife - Ephemeral Acute		AZ Aquatic and Wildlife - Warm Water Acute		AZ Aquatic and Wildlife - Warm Water Chronic		AZ Full Body Contact		AZ Fish Consumption		AZ Partial Body Contact		Dissolved Results	Total Results	Total Recoverable Results	Field Results	Use Exceeded
		Standard	Fraction	Standard	Fraction	Standard	Fraction	Standard	Fraction	Standard	Fraction	Standard	Fraction	Standard	Fraction					
Field Parameters																				
Dissolved oxygen	mg/l	---	---	---	---	6	---	6	---	---	---	---	---	---	---	---	---	---	3.10	AZ Aquatic and Wildlife - Warm Water Acute† AZ Aquatic and Wildlife - Warm Water Chronic†
Flow Rate	gallons/minute	---	---	---	---	---	---	---	---	---	---	---	---	---	---	---	---	---	0.0	---
pH (Field)	s.u.	6.5 - 9	---	6.5 - 9	---	6.5 - 9	---	6.5 - 9	---	6.5 - 9	---	---	---	6.5 - 9	---	---	---	---	7.68	---
Specific Conductance (Field)	uS/cm	---	---	---	---	---	---	---	---	---	---	---	---	---	---	---	---	---	735.0	---
Temperature (Field)	Deg C	---	---	---	---	---	---	---	---	---	---	---	---	---	---	---	---	---	17.50	---
Turbidity (Field)	NTUs	---	---	---	---	---	---	---	---	---	---	---	---	---	---	---	---	---	0.55	---
Inorganics																				
Alkalinity (as CaCO3)	mg/l	---	---	---	---	---	---	---	---	---	---	---	---	---	---	---	319.0	---	---	---
Bicarbonate (Calculated by M&A)	mg/l	---	---	---	---	---	---	---	---	---	---	---	---	---	---	---	379.4	---	---	---
Bicarbonate Alkalinity (as CaCO3)	mg/l	---	---	---	---	---	---	---	---	---	---	---	---	---	---	---	311.0	---	---	---
Bromide	mg/l	---	---	---	---	---	---	---	---	---	---	---	---	---	---	---	0.219	---	---	---
Carbonate (Calculated by M&A)	mg/l	---	---	---	---	---	---	---	---	---	---	---	---	---	---	---	4.56	---	---	---
Carbonate Alkalinity (as CaCO3)	mg/l	---	---	---	---	---	---	---	---	---	---	---	---	---	---	---	7.60	---	---	---
Chloride	mg/l	---	---	---	---	---	---	---	---	---	---	---	---	---	---	---	17.00	---	---	---
Fluoride	mg/l	---	---	---	---	---	---	---	---	140	---	---	---	140	---	---	<0.100	---	---	---
Hardness (as CaCO3)	mg/l	---	---	---	---	---	---	---	---	---	---	---	---	---	---	---	---	341.0	---	---
Silica	mg/l	---	---	---	---	---	---	---	---	---	---	---	---	---	---	38.1	---	---	---	---
Sulfate	mg/l	---	---	---	---	---	---	---	---	---	---	---	---	---	---	---	58.60	---	---	---
Lab Parameters																				
Total Dissolved Solids (Laboratory)	mg/l	---	---	---	---	---	---	---	---	---	---	---	---	---	---	---	442	---	---	---
Total Suspended Solids	mg/l	---	---	---	---	---	---	---	---	---	---	---	---	---	---	---	<5.00	---	---	---
Metals																				
Aluminum	mg/l	---	---	---	---	---	---	---	---	---	---	---	---	---	---	<0.0800	---	---	---	---
Antimony	mg/l	---	---	---	---	0.088	DIS	0.03	DIS	0.747	TRC	0.64	TRC	0.747	TRC	<0.00300	---	<0.00300	---	---
Arsenic	mg/l	0.2	TRC	0.44	DIS	0.34	DIS	0.15	DIS	0.03	TRC	0.08	TRC	0.28	TRC	<0.0250	---	0.0250	---	---
Barium	mg/l	---	---	---	---	---	---	---	---	98	TRC	---	---	98	TRC	0.0752	---	---	---	---
Beryllium	mg/l	---	---	---	---	---	---	---	---	1.867	TRC	0.084	TRC	1.867	TRC	---	---	<0.00200	---	---
Boron	mg/l	---	---	---	---	---	---	---	---	186.667	TRC	---	---	186.667	TRC	---	---	0.0420	---	---
Cadmium	mg/l	0.05	---	0.075051	DIS	0.025898	DIS	0.001314	DIS	0.7	TRC	0.084	TRC	0.7	TRC	<0.000024	---	<0.002000	---	---
Calcium	mg/l	---	---	---	---	---	---	---	---	---	---	---	---	---	---	---	---	107.0	---	---
Chromium	mg/l	1	---	---	---	---	---	---	---	---	---	---	---	---	---	---	---	<0.00600	---	---
Chromium, Hexavalent‡	mg/l	---	---	0.034	DIS	0.016	DIS	0.011	DIS	2.8	TRC	0.15	TRC	2.8	TRC	---	---	<0.00600	---	---
Chromium, Trivalent‡	mg/l	---	---	5.22076	TRC	1.55604	TRC	0.20241	TRC	1400	TRC	75	TRC	1400	TRC	---	---	<0.00600	---	---
Cobalt	mg/l	---	---	---	---	---	---	---	---	---	---	---	---	---	---	<0.00600	---	---	---	---
Copper	mg/l	0.5	TRC	0.07389	DIS	0.04269	DIS	0.02555	DIS	1.3	TRC	---	---	1.3	TRC	0.00407	---	<0.01000	---	---
Iron	mg/l	---	---	---	---	---	---	1	DIS	---	---	---	---	---	---	<0.0600	---	---	---	---
Lead	mg/l	0.1	TRC	0.502844	DIS	0.238264	DIS	0.009285	DIS	0.015	TRC	---	---	0.015	TRC	0.000030 j	---	<0.003000	---	---
Magnesium	mg/l	---	---	---	---	---	---	---	---	---	---	---	---	---	---	---	---	17.90	---	---
Manganese	mg/l	---	---	---	---	---	---	---	---	130.66701	---	---	---	130.66701	---	0.03180	---	0.04010	---	---
Mercury	mg/l	0.01	TRC	0.005	DIS	0.0024	DIS	0.00001	DIS	0.28	TRC	---	---	0.28	TRC	---	<0.00020	---	---	AZ Aquatic and Wildlife - Warm Water Chronic*
Molybdenum	mg/l	---	---	---	---	---	---	---	---	---	---	---	---	---	---	0.01020	---	---	---	---
Nickel	mg/l	---	---	11.73898	DIS	1.32183	DIS	0.14681	DIS	28	TRC	0.511	TRC	28	TRC	0.00369	---	<0.01000	---	---
Potassium	mg/l	---	---	---	---	---	---	---	---	---	---	---	---	---	---	---	---	6.06	---	---
Selenium	mg/l	0.05	TRC	0.033	TRC	---	---	0.002	TRC	4.667	TRC	0.667	TRC	4.667	TRC	---	---	0.00059 jd	---	---
Silver	mg/l	---	---	0.026531	DIS	0.026531	DIS	---	---	4.667	TRC	8	TRC	4.667	TRC	<0.000100	---	<0.005000	---	---

Station Name	Boulder Hole
Sample ID	RESE-1002140
Sample Date	11/1/2010 3:00:00 PM
Basin	Upper Queen Creek Watershed
Sub-basin	unknown
QC Type	Original data

Surface Water Hydrochemical Data

MONTGOMERY & ASSOCIATES

Parameters and Constituents		Standards														Results				
Name	Units	AZ Agricultural Livestock Watering		AZ Aquatic and Wildlife - Ephemeral Acute		AZ Aquatic and Wildlife - Warm Water Acute		AZ Aquatic and Wildlife - Warm Water Chronic		AZ Full Body Contact		AZ Fish Consumption		AZ Partial Body Contact		Dissolved Results	Total Results	Total Recoverable Results	Field Results	Use Exceeded
		Standard	Fraction	Standard	Fraction	Standard	Fraction	Standard	Fraction	Standard	Fraction	Standard	Fraction	Standard	Fraction					
Metals																				
Sodium	mg/l	---	---	---	---	---	---	---	---	---	---	---	---	---	---	---	---	20.20	---	---
Strontium	mg/l	---	---	---	---	---	---	---	---	---	---	---	---	---	---	0.3640	---	---	---	---
Thallium	mg/l	---	---	---	---	0.7	DIS	0.15	DIS	0.075	TRC	0.001	TRC	0.075	TRC	<0.00100	---	<0.00100	---	AZ Fish Consumption*
Zinc	mg/l	25	TRC	3.14418	DIS	0.33133	DIS	0.33133	DIS	280	TRC	5.106	TRC	280	TRC	<0.01000	---	<0.01000	---	---
Other																				
Dissolved Organic Carbon	mg/l	---	---	---	---	---	---	---	---	---	---	---	---	---	---	10.40	---	---	---	---

The hardness value used for calculation of hardness-dependent standards is the hardness of the sample itself, not the hardness of a receiving water.
* Detection limit exceeds standard
† Exceedance is considered less than regulatory limit
‡ For comparison only - no analysis exists

Station Name	Boulder Hole
Sample ID	RESE-1002167
Sample Date	5/16/2011 11:00:00 AM
Basin	Upper Queen Creek Watershed
Sub-basin	unknown
QC Type	Original data

Surface Water Hydrochemical Data

MONTGOMERY & ASSOCIATES

Parameters and Constituents		Standards														Results				
Name	Units	AZ Agricultural Livestock Watering		AZ Aquatic and Wildlife - Ephemeral Acute		AZ Aquatic and Wildlife - Warm Water Acute		AZ Aquatic and Wildlife - Warm Water Chronic		AZ Full Body Contact		AZ Fish Consumption		AZ Partial Body Contact		Dissolved Results	Total Results	Total Recoverable Results	Field Results	Use Exceeded
		Standard	Fraction	Standard	Fraction	Standard	Fraction	Standard	Fraction	Standard	Fraction	Standard	Fraction	Standard	Fraction					
Field Parameters																				
Dissolved oxygen	mg/l	---	---	---	---	6	---	6	---	---	---	---	---	---	---	---	---	---	5.94	AZ Aquatic and Wildlife - Warm Water Acute† AZ Aquatic and Wildlife - Warm Water Chronic†
pH (Field)	s.u.	6.5 - 9	---	6.5 - 9	---	6.5 - 9	---	6.5 - 9	---	6.5 - 9	---	---	---	6.5 - 9	---	---	---	---	7.72	---
Specific Conductance (Field)	uS/cm	---	---	---	---	---	---	---	---	---	---	---	---	---	---	---	---	---	741.0	---
Temperature (Field)	Deg C	---	---	---	---	---	---	---	---	---	---	---	---	---	---	---	---	---	17.60	---
Turbidity (Field)	NTUs	---	---	---	---	---	---	---	---	---	---	---	---	---	---	---	---	---	5.57	---
Inorganics																				
Alkalinity (as CaCO3)	mg/l	---	---	---	---	---	---	---	---	---	---	---	---	---	---	---	333.0	---	---	---
Bicarbonate (Calculated by M&A)	mg/l	---	---	---	---	---	---	---	---	---	---	---	---	---	---	---	406.3	---	---	---
Bicarbonate Alkalinity (as CaCO3)	mg/l	---	---	---	---	---	---	---	---	---	---	---	---	---	---	---	333.0	---	---	---
Bromide	mg/l	---	---	---	---	---	---	---	---	---	---	---	---	---	---	---	0.210	---	---	---
Carbonate (Calculated by M&A)	mg/l	---	---	---	---	---	---	---	---	---	---	---	---	---	---	---	--	---	---	---
Carbonate Alkalinity (as CaCO3)	mg/l	---	---	---	---	---	---	---	---	---	---	---	---	---	---	---	<1.00	---	---	---
Chloride	mg/l	---	---	---	---	---	---	---	---	---	---	---	---	---	---	---	18.80	---	---	---
Fluoride	mg/l	---	---	---	---	---	---	---	---	140	---	---	---	140	---	---	<0.100	---	---	---
Hardness (as CaCO3)	mg/l	---	---	---	---	---	---	---	---	---	---	---	---	---	---	---	---	306.0	---	---
Silica	mg/l	---	---	---	---	---	---	---	---	---	---	---	---	---	---	37.6	---	---	---	---
Sulfate	mg/l	---	---	---	---	---	---	---	---	---	---	---	---	---	---	---	8.19	---	---	---
Lab Parameters																				
Total Dissolved Solids (Laboratory)	mg/l	---	---	---	---	---	---	---	---	---	---	---	---	---	---	---	390	---	---	---
Total Suspended Solids	mg/l	---	---	---	---	---	---	---	---	---	---	---	---	---	---	---	8.00	---	---	---
Metals																				
Aluminum	mg/l	---	---	---	---	---	---	---	---	---	---	---	---	---	---	<0.0800	---	---	---	---
Antimony	mg/l	---	---	---	---	0.088	DIS	0.03	DIS	0.747	TRC	0.64	TRC	0.747	TRC	<0.00300	---	<0.00300	---	---
Arsenic	mg/l	0.2	TRC	0.44	DIS	0.34	DIS	0.15	DIS	0.03	TRC	0.08	TRC	0.28	TRC	<0.0250	---	0.0340	---	AZ Full Body Contact
Barium	mg/l	---	---	---	---	---	---	---	---	98	TRC	---	---	98	TRC	---	---	0.0531	---	---
Beryllium	mg/l	---	---	---	---	---	---	---	---	1.867	TRC	0.084	TRC	1.867	TRC	---	---	<0.00200	---	---
Boron	mg/l	---	---	---	---	---	---	---	---	186.667	TRC	---	---	186.667	TRC	---	---	<0.0400	---	---
Cadmium	mg/l	0.05	---	0.067568	DIS	0.023316	DIS	0.001219	DIS	0.7	TRC	0.084	TRC	0.7	TRC	<0.000036	---	<0.002000	---	---
Calcium	mg/l	---	---	---	---	---	---	---	---	---	---	---	---	---	---	---	---	92.8	---	---
Chromium	mg/l	1	---	---	---	---	---	---	---	---	---	---	---	---	---	---	---	<0.00600	---	---
Chromium, Hexavalent‡	mg/l	---	---	0.034	DIS	0.016	DIS	0.011	DIS	2.8	TRC	0.15	TRC	2.8	TRC	---	---	<0.00600	---	---
Chromium, Trivalent‡	mg/l	---	---	4.77765	TRC	1.42397	TRC	0.18523	TRC	1400	TRC	75	TRC	1400	TRC	---	---	<0.00600	---	---
Cobalt	mg/l	---	---	---	---	---	---	---	---	---	---	---	---	---	---	<0.00600	---	---	---	---
Copper	mg/l	0.5	TRC	0.06672	DIS	0.03855	DIS	0.02329	DIS	1.3	TRC	---	---	1.3	TRC	<0.00100	---	<0.01000	---	---
Iron	mg/l	---	---	---	---	---	---	1	DIS	---	---	---	---	---	---	0.0990	---	---	---	---
Lead	mg/l	0.1	TRC	0.449378	DIS	0.21293	DIS	0.008298	DIS	0.015	TRC	---	---	0.015	TRC	0.000049 j	---	<0.003000	---	---
Magnesium	mg/l	---	---	---	---	---	---	---	---	---	---	---	---	---	---	---	---	18.20	---	---
Manganese	mg/l	---	---	---	---	---	---	---	---	130.66701	---	---	---	130.66701	---	2.32000	---	2.49000	---	---
Mercury	mg/l	0.01	TRC	0.005	DIS	0.0024	DIS	0.00001	DIS	0.28	TRC	---	---	0.28	TRC	---	<0.00020	---	---	AZ Aquatic and Wildlife - Warm Water Chronic*
Molybdenum	mg/l	---	---	---	---	---	---	---	---	---	---	---	---	---	---	<0.00800	---	---	---	---
Nickel	mg/l	---	---	10.71126	DIS	1.2061	DIS	0.13396	DIS	28	TRC	0.511	TRC	28	TRC	0.00123	---	<0.01000	---	---
Potassium	mg/l	---	---	---	---	---	---	---	---	---	---	---	---	---	---	---	---	4.07	---	---
Selenium	mg/l	0.05	TRC	0.033	TRC	---	---	0.002	TRC	4.667	TRC	0.667	TRC	4.667	TRC	---	---	0.00051 jd	---	---
Silver	mg/l	---	---	0.022022	DIS	0.022022	DIS	---	---	4.667	TRC	8	TRC	4.667	TRC	<0.000100	---	<0.005000	---	---
Sodium	mg/l	---	---	---	---	---	---	---	---	---	---	---	---	---	---	---	---	25.90	---	---

Station Name	Boulder Hole
Sample ID	RESE-1002167
Sample Date	5/16/2011 11:00:00 AM
Basin	Upper Queen Creek Watershed
Sub-basin	unknown
QC Type	Original data

Surface Water Hydrochemical Data

MONTGOMERY & ASSOCIATES

Parameters and Constituents		Standards														Results				
Name	Units	AZ Agricultural Livestock Watering		AZ Aquatic and Wildlife - Ephemeral Acute		AZ Aquatic and Wildlife - Warm Water Acute		AZ Aquatic and Wildlife - Warm Water Chronic		AZ Full Body Contact		AZ Fish Consumption		AZ Partial Body Contact		Dissolved Results	Total Results	Total Recoverable Results	Field Results	Use Exceeded
		Standard	Fraction	Standard	Fraction	Standard	Fraction	Standard	Fraction	Standard	Fraction	Standard	Fraction	Standard	Fraction					
Metals																				
Strontium (by isotope dilution)	ppm	---	---	---	---	---	---	---	---	---	---	---	---	---	---	---	0.2985	---	---	---
Thallium	mg/l	---	---	---	---	0.7	DIS	0.15	DIS	0.075	TRC	0.001	TRC	0.075	TRC	<0.00100	---	<0.00100	---	AZ Fish Consumption*
Uranium	mg/l	---	---	---	---	---	---	---	---	2.8	---	---	---	2.8	---	---	0.00170	---	---	---
Zinc	mg/l	25	TRC	2.86851	DIS	0.30228	DIS	0.30228	DIS	280	TRC	5.106	TRC	280	TRC	<0.01000	---	<0.01000	---	---
Radiogenic Isotopes																				
Carbon 14	pmC	---	---	---	---	---	---	---	---	---	---	---	---	---	---	---	89.51	---	---	---
Strontium 87/86	none	---	---	---	---	---	---	---	---	---	---	---	---	---	---	---	0.709880	---	---	---
Tritium	TU	---	---	---	---	---	---	---	---	---	---	---	---	---	---	---	1.49	---	---	---
Radiologicals																				
Gross Alpha	pCi/l	---	---	---	---	---	---	---	---	---	---	---	---	---	---	---	<2.30	---	---	---
Gross Alpha, Adjusted	pCi/l	---	---	---	---	---	---	---	---	---	---	---	---	---	---	---	1.5	---	---	---
Gross Beta	pCi/l	---	---	---	---	---	---	---	---	---	---	---	---	---	---	---	6.20	---	---	---
Radionuclides																				
Radium 226	pCi/l	---	---	---	---	---	---	---	---	---	---	---	---	---	---	---	<0.41	---	---	---
Radium 226 + Radium 228	pCi/l	---	---	---	---	---	---	---	---	---	---	---	---	---	---	---	1.10	---	---	---
Radium 228	pCi/l	---	---	---	---	---	---	---	---	---	---	---	---	---	---	---	1.10	---	---	---
Uranium 234	pCi/l	---	---	---	---	---	---	---	---	---	---	---	---	---	---	---	<0.90	---	---	---
Uranium 235	pCi/l	---	---	---	---	---	---	---	---	---	---	---	---	---	---	---	<0.9	---	---	---
Uranium 238	pCi/l	---	---	---	---	---	---	---	---	---	---	---	---	---	---	---	<0.9	---	---	---
Stable Isotopes																				
Delta Carbon-13 of DIC	per mil	---	---	---	---	---	---	---	---	---	---	---	---	---	---	---	-13.4	---	---	---
Delta Deuterium	per mil	---	---	---	---	---	---	---	---	---	---	---	---	---	---	---	-61.0	---	---	---
Delta Oxygen-18	per mil	---	---	---	---	---	---	---	---	---	---	---	---	---	---	---	-7.59	---	---	---
Delta Oxygen-18 of Sulfate	per mil	---	---	---	---	---	---	---	---	---	---	---	---	---	---	---	-1.3	---	---	---
Delta Sulfur-34	per mil	---	---	---	---	---	---	---	---	---	---	---	---	---	---	---	21.7	---	---	---

The hardness value used for calculation of hardness-dependent standards is the hardness of the sample itself, not the hardness of a receiving water.
* Detection limit exceeds standard
† Exceedance is considered less than regulatory limit
‡ For comparison only - no analysis exists

Station Name	Boulder Hole
Sample ID	RESE-1002167
Sample Date	5/16/2011 11:00:00 AM
Basin	Upper Queen Creek Watershed
Sub-basin	unknown
QC Type	Split samples

Surface Water Hydrochemical Data

MONTGOMERY & ASSOCIATES

Parameters and Constituents		Standards														Results				
Name	Units	AZ Agricultural Livestock Watering		AZ Aquatic and Wildlife - Ephemeral Acute		AZ Aquatic and Wildlife - Warm Water Acute		AZ Aquatic and Wildlife - Warm Water Chronic		AZ Full Body Contact		AZ Fish Consumption		AZ Partial Body Contact		Dissolved Results	Total Results	Total Recoverable Results	Field Results	Use Exceeded
		Standard	Fraction	Standard	Fraction	Standard	Fraction	Standard	Fraction	Standard	Fraction	Standard	Fraction	Standard	Fraction					
Inorganics																				
Alkalinity (as CaCO3)	mg/l	---	---	---	---	---	---	---	---	---	---	---	---	---	---	---	320.0	---	---	---
Alkalinity, Phenolphthalein	mg/l	---	---	---	---	---	---	---	---	---	---	---	---	---	---	---	<6.0	---	---	---
Bicarbonate (Calculated by M&A)	mg/l	---	---	---	---	---	---	---	---	---	---	---	---	---	---	---	390.4	---	---	---
Bicarbonate Alkalinity (as CaCO3)	mg/l	---	---	---	---	---	---	---	---	---	---	---	---	---	---	---	320.0	---	---	---
Bromide	mg/l	---	---	---	---	---	---	---	---	---	---	---	---	---	---	---	<0.500	---	---	---
Carbonate (Calculated by M&A)	mg/l	---	---	---	---	---	---	---	---	---	---	---	---	---	---	---	--	---	---	---
Carbonate Alkalinity (as CaCO3)	mg/l	---	---	---	---	---	---	---	---	---	---	---	---	---	---	---	<6.00	---	---	---
Chloride	mg/l	---	---	---	---	---	---	---	---	---	---	---	---	---	---	---	19.00	---	---	---
Cyanide, Amenable	mg/l	---	---	---	---	---	---	---	---	---	---	---	---	---	---	---	<0.0080	---	---	---
Fluoride	mg/l	---	---	---	---	---	---	---	---	140	---	---	---	140	---	---	<0.400	---	---	---
Hardness (as CaCO3)	mg/l	---	---	---	---	---	---	---	---	---	---	---	---	---	---	300.0	300.0	---	---	---
Hydroxide Alkalinity (as CaCO3)	mg/l	---	---	---	---	---	---	---	---	---	---	---	---	---	---	---	<6.0	---	---	---
Nitrate+Nitrite as N	mg/l	---	---	---	---	---	---	---	---	---	---	---	---	---	---	---	<2.00	---	---	---
Silica	mg/l	---	---	---	---	---	---	---	---	---	---	---	---	---	---	41.0	38.0	---	---	---
Sulfate	mg/l	---	---	---	---	---	---	---	---	---	---	---	---	---	---	---	8.30	---	---	---
Sulfide	mg/l	---	---	---	---	---	---	---	---	---	---	---	---	---	---	---	<0.050	---	---	---
Lab Parameters																				
pH (Laboratory)	s.u.	6.5 - 9	---	6.5 - 9	---	6.5 - 9	---	6.5 - 9	---	6.5 - 9	---	---	---	6.5 - 9	---	---	8.00	---	---	---
Specific Conductance (Laboratory)	uS/cm	---	---	---	---	---	---	---	---	---	---	---	---	---	---	---	650	---	---	---
Temperature (Laboratory)	Deg C	---	---	---	---	---	---	---	---	---	---	---	---	---	---	---	19.4	---	---	---
Total Dissolved Solids (Laboratory)	mg/l	---	---	---	---	---	---	---	---	---	---	---	---	---	---	---	420	---	---	---
Metals																				
Aluminum	mg/l	---	---	---	---	---	---	---	---	---	---	---	---	---	---	<0.2000	<0.2000	---	---	---
Antimony	mg/l	---	---	---	---	0.088	DIS	0.03	DIS	0.747	TRC	0.64	TRC	0.747	TRC	<0.01500	<0.01500	---	---	---
Arsenic	mg/l	0.2	TRC	0.44	DIS	0.34	DIS	0.15	DIS	0.03	TRC	0.08	TRC	0.28	TRC	0.0270	0.0290	---	---	---
Barium	mg/l	---	---	---	---	---	---	---	---	98	TRC	---	---	98	TRC	0.0490	0.0530	---	---	---
Beryllium	mg/l	---	---	---	---	---	---	---	---	1.867	TRC	0.084	TRC	1.867	TRC	<0.00100	<0.00100	---	---	---
Boron	mg/l	---	---	---	---	---	---	---	---	186.667	TRC	---	---	186.667	TRC	<0.2000	<0.2000	---	---	---
Cadmium	mg/l	0.05	---	0.066282	DIS	0.022872	DIS	0.001203	DIS	0.7	TRC	0.084	TRC	0.7	TRC	<0.005000	<0.005000	---	---	AZ Aquatic and Wildlife - Warm Water Chronic*
Calcium	mg/l	---	---	---	---	---	---	---	---	---	---	---	---	---	---	89.0	91.0	---	---	---
Chromium	mg/l	1	---	---	---	---	---	---	---	---	---	---	---	---	---	<0.00500	<0.00500	---	---	---
Chromium, Hexavalent‡	mg/l	---	---	0.034	DIS	0.016	DIS	0.011	DIS	2.8	TRC	0.15	TRC	2.8	TRC	<0.00500	<0.00500	---	---	---
Chromium, Trivalent‡	mg/l	---	---	4.70078	TRC	1.40106	TRC	0.18225	TRC	1400	TRC	75	TRC	1400	TRC	<0.00500	<0.00500	---	---	---
Cobalt	mg/l	---	---	---	---	---	---	---	---	---	---	---	---	---	---	<0.00500	<0.00500	---	---	---
Copper	mg/l	0.5	TRC	0.06549	DIS	0.03784	DIS	0.0229	DIS	1.3	TRC	---	---	1.3	TRC	<0.00500	<0.00500	---	---	---
Iron	mg/l	---	---	---	---	---	---	1	DIS	---	---	---	---	---	---	0.1800	0.6100	---	---	---
Lead	mg/l	0.1	TRC	0.440205	DIS	0.208584	DIS	0.008128	DIS	0.015	TRC	---	---	0.015	TRC	<0.005000	<0.005000	---	---	---
Magnesium	mg/l	---	---	---	---	---	---	---	---	---	---	---	---	---	---	18.00	18.00	---	---	---
Manganese	mg/l	---	---	---	---	---	---	---	---	130.66701	---	---	---	130.66701	---	2.60000	2.70000	---	---	---
Mercury	mg/l	0.01	TRC	0.005	DIS	0.0024	DIS	0.00001	DIS	0.28	TRC	---	---	0.28	TRC	<0.00020	<0.00020	---	---	AZ Aquatic and Wildlife - Warm Water Chronic*
Molybdenum	mg/l	---	---	---	---	---	---	---	---	---	---	---	---	---	---	<0.00500	<0.00500	---	---	---
Nickel	mg/l	---	---	10.53331	DIS	1.18607	DIS	0.13174	DIS	28	TRC	0.511	TRC	28	TRC	<0.00500	<0.00500	---	---	---
Potassium	mg/l	---	---	---	---	---	---	---	---	---	---	---	---	---	---	4.30	4.20	---	---	---
Selenium	mg/l	0.05	TRC	0.033	TRC	---	---	0.002	TRC	4.667	TRC	0.667	TRC	4.667	TRC	<0.01000	<0.01000	---	---	AZ Aquatic and Wildlife - Warm Water Chronic*

Station Name	Boulder Hole
Sample ID	RESE-1002167
Sample Date	5/16/2011 11:00:00 AM
Basin	Upper Queen Creek Watershed
Sub-basin	unknown
QC Type	Split samples

Surface Water Hydrochemical Data

MONTGOMERY & ASSOCIATES

Parameters and Constituents		Standards														Results				
Name	Units	AZ Agricultural Livestock Watering		AZ Aquatic and Wildlife - Ephemeral Acute		AZ Aquatic and Wildlife - Warm Water Acute		AZ Aquatic and Wildlife - Warm Water Chronic		AZ Full Body Contact		AZ Fish Consumption		AZ Partial Body Contact		Dissolved Results	Total Results	Total Recoverable Results	Field Results	Use Exceeded
		Standard	Fraction	Standard	Fraction	Standard	Fraction	Standard	Fraction	Standard	Fraction	Standard	Fraction	Standard	Fraction					
Metals																				
Silver	mg/l	---	---	0.021285	DIS	0.021285	DIS	---	---	4.667	TRC	8	TRC	4.667	TRC	<0.005000	<0.005000	---	---	---
Sodium	mg/l	---	---	---	---	---	---	---	---	---	---	---	---	---	---	27.00	28.00	---	---	---
Thallium	mg/l	---	---	---	---	0.7	DIS	0.15	DIS	0.075	TRC	0.001	TRC	0.075	TRC	<0.00500	<0.00500	---	---	AZ Fish Consumption*
Zinc	mg/l	25	TRC	2.82078	DIS	0.29725	DIS	0.29725	DIS	280	TRC	5.106	TRC	280	TRC	<0.05000	<0.05000	---	---	---

The hardness value used for calculation of hardness-dependent standards is the hardness of the sample itself, not the hardness of a receiving water.
* Detection limit exceeds standard
‡ For comparison only - no analysis exists

Station Name	Boulder Hole
Sample ID	RESE-1002227
Sample Date	5/2/2012 11:45:00 AM
Basin	Upper Queen Creek Watershed
Sub-basin	unknown
QC Type	Original data

Surface Water Hydrochemical Data

MONTGOMERY & ASSOCIATES

Parameters and Constituents		Standards														Results				
Name	Units	AZ Agricultural Livestock Watering		AZ Aquatic and Wildlife - Ephemeral Acute		AZ Aquatic and Wildlife - Warm Water Acute		AZ Aquatic and Wildlife - Warm Water Chronic		AZ Full Body Contact		AZ Fish Consumption		AZ Partial Body Contact		Dissolved Results	Total Results	Total Recoverable Results	Field Results	Use Exceeded
		Standard	Fraction	Standard	Fraction	Standard	Fraction	Standard	Fraction	Standard	Fraction	Standard	Fraction	Standard	Fraction					
Field Parameters																				
Dissolved oxygen	mg/l	---	---	---	---	6	---	6	---	---	---	---	---	---	---	---	---	---	3.10	AZ Aquatic and Wildlife - Warm Water Acute† AZ Aquatic and Wildlife - Warm Water Chronic†
pH (Field)	s.u.	6.5 - 9	---	6.5 - 9	---	6.5 - 9	---	6.5 - 9	---	6.5 - 9	---	---	---	6.5 - 9	---	---	---	---	7.36	---
Specific Conductance (Field)	uS/cm	---	---	---	---	---	---	---	---	---	---	---	---	---	---	---	---	---	382.0	---
Temperature (Field)	Deg C	---	---	---	---	---	---	---	---	---	---	---	---	---	---	---	---	---	17.54	---
Turbidity (Field)	NTUs	---	---	---	---	---	---	---	---	---	---	---	---	---	---	---	---	---	4.81	---
Inorganics																				
Alkalinity (as CaCO3)	mg/l	---	---	---	---	---	---	---	---	---	---	---	---	---	---	---	235.0	---	---	---
Bicarbonate (Calculated by M&A)	mg/l	---	---	---	---	---	---	---	---	---	---	---	---	---	---	---	286.7	---	---	---
Bicarbonate Alkalinity (as CaCO3)	mg/l	---	---	---	---	---	---	---	---	---	---	---	---	---	---	---	235.0	---	---	---
Bromide	mg/l	---	---	---	---	---	---	---	---	---	---	---	---	---	---	---	0.120	---	---	---
Carbonate (Calculated by M&A)	mg/l	---	---	---	---	---	---	---	---	---	---	---	---	---	---	---	--	---	---	---
Carbonate Alkalinity (as CaCO3)	mg/l	---	---	---	---	---	---	---	---	---	---	---	---	---	---	---	<1.00	---	---	---
Chloride	mg/l	---	---	---	---	---	---	---	---	---	---	---	---	---	---	---	10.40	---	---	---
Fluoride	mg/l	---	---	---	---	---	---	---	---	140	---	---	---	140	---	---	0.130	---	---	---
Hardness (as CaCO3)	mg/l	---	---	---	---	---	---	---	---	---	---	---	---	---	---	---	---	225.0	---	---
Silica	mg/l	---	---	---	---	---	---	---	---	---	---	---	---	---	---	41.2	---	---	---	---
Sulfate	mg/l	---	---	---	---	---	---	---	---	---	---	---	---	---	---	---	14.90	---	---	---
Lab Parameters																				
Total Dissolved Solids (Laboratory)	mg/l	---	---	---	---	---	---	---	---	---	---	---	---	---	---	---	299	---	---	---
Total Suspended Solids	mg/l	---	---	---	---	---	---	---	---	---	---	---	---	---	---	---	<5.00	---	---	---
Metals																				
Aluminum	mg/l	---	---	---	---	---	---	---	---	---	---	---	---	---	---	<0.0222	---	---	---	---
Antimony	mg/l	---	---	---	---	0.088	DIS	0.03	DIS	0.747	TRC	0.64	TRC	0.747	TRC	<0.00300	---	<0.00380	---	---
Arsenic	mg/l	0.2	TRC	0.44	DIS	0.34	DIS	0.15	DIS	0.03	TRC	0.08	TRC	0.28	TRC	0.0107 j	---	0.0107 j	---	---
Barium	mg/l	---	---	---	---	---	---	---	---	98	TRC	---	---	98	TRC	---	---	0.0404	---	---
Beryllium	mg/l	---	---	---	---	---	---	---	---	1.867	TRC	0.084	TRC	1.867	TRC	---	---	<0.00031	---	---
Boron	mg/l	---	---	---	---	---	---	---	---	186.667	TRC	---	---	186.667	TRC	---	---	0.0220	---	---
Cadmium	mg/l	0.05	---	0.087609	DIS	0.030232	DIS	0.001468	DIS	0.7	TRC	0.084	TRC	0.7	TRC	<0.000014	---	<0.000290	---	---
Calcium	mg/l	---	---	---	---	---	---	---	---	---	---	---	---	---	---	---	---	71.4	---	---
Chromium	mg/l	1	---	---	---	---	---	---	---	---	---	---	---	---	---	---	---	0.00150 j	---	---
Chromium, Hexavalent‡	mg/l	---	---	0.034	DIS	0.016	DIS	0.011	DIS	2.8	TRC	0.15	TRC	2.8	TRC	---	---	0.00150 j	---	---
Chromium, Trivalent‡	mg/l	---	---	5.9497	TRC	1.7733	TRC	0.23067	TRC	1400	TRC	75	TRC	1400	TRC	---	---	0.00150 j	---	---
Cobalt	mg/l	---	---	---	---	---	---	---	---	---	---	---	---	---	---	<0.00140	---	---	---	---
Copper	mg/l	0.5	TRC	0.08588	DIS	0.04962	DIS	0.02928	DIS	1.3	TRC	---	---	1.3	TRC	0.00120	---	0.00310 j	---	---
Iron	mg/l	---	---	---	---	---	---	1	DIS	---	---	---	---	---	---	<0.0222	---	---	---	---
Lead	mg/l	0.1	TRC	0.592712	DIS	0.280846	DIS	0.010944	DIS	0.015	TRC	---	---	0.015	TRC	<0.000059	---	<0.000072	---	---
Magnesium	mg/l	---	---	---	---	---	---	---	---	---	---	---	---	---	---	---	---	11.40	---	---
Manganese	mg/l	---	---	---	---	---	---	---	---	130.66701	---	---	---	130.66701	---	0.12500	---	0.16000	---	---
Mercury	mg/l	0.01	TRC	0.005	DIS	0.0024	DIS	0.00001	DIS	0.28	TRC	---	---	0.28	TRC	---	<0.000054	---	---	AZ Aquatic and Wildlife - Warm Water Chronic*
Molybdenum	mg/l	---	---	---	---	---	---	---	---	---	---	---	---	---	---	<0.00210	---	---	---	---
Nickel	mg/l	---	---	13.43579	DIS	1.51289	DIS	0.16804	DIS	28	TRC	0.511	TRC	28	TRC	0.00240	---	<0.00200	---	---
Potassium	mg/l	---	---	---	---	---	---	---	---	---	---	---	---	---	---	---	---	2.40	---	---
Selenium	mg/l	0.05	TRC	0.033	TRC	---	---	0.002	TRC	4.667	TRC	0.667	TRC	4.667	TRC	0.00070 j+	---	<0.00028	---	---
Silver	mg/l	---	---	0.034911	DIS	0.034911	DIS	---	---	4.667	TRC	8	TRC	4.667	TRC	<0.000014	---	<0.000700	---	---
Sodium	mg/l	---	---	---	---	---	---	---	---	---	---	---	---	---	---	---	---	15.30	---	---

Station Name	Boulder Hole
Sample ID	RESE-1002227
Sample Date	5/2/2012 11:45:00 AM
Basin	Upper Queen Creek Watershed
Sub-basin	unknown
QC Type	Original data

Surface Water Hydrochemical Data

MONTGOMERY & ASSOCIATES

Parameters and Constituents		Standards														Results				
Name	Units	AZ Agricultural Livestock Watering		AZ Aquatic and Wildlife - Ephemeral Acute		AZ Aquatic and Wildlife - Warm Water Acute		AZ Aquatic and Wildlife - Warm Water Chronic		AZ Full Body Contact		AZ Fish Consumption		AZ Partial Body Contact		Dissolved Results	Total Results	Total Recoverable Results	Field Results	Use Exceeded
		Standard	Fraction	Standard	Fraction	Standard	Fraction	Standard	Fraction	Standard	Fraction	Standard	Fraction	Standard	Fraction					
Metals																				
Strontium (by isotope dilution)	ppm	---	---	---	---	---	---	---	---	---	---	---	---	---	---	---	0.2242	---	---	---
Thallium	mg/l	---	---	---	---	0.7	DIS	0.15	DIS	0.075	TRC	0.001	TRC	0.075	TRC	<0.000008	---	<0.000009	---	---
Zinc	mg/l	25	TRC	3.5994	DIS	0.3793	DIS	0.3793	DIS	280	TRC	5.106	TRC	280	TRC	<0.00260	---	<0.00130	---	---
Radiogenic Isotopes																				
Carbon 14	pmC	---	---	---	---	---	---	---	---	---	---	---	---	---	---	---	89.40	---	---	---
Strontium 87/86	none	---	---	---	---	---	---	---	---	---	---	---	---	---	---	---	0.709865	---	---	---
Tritium	TU	---	---	---	---	---	---	---	---	---	---	---	---	---	---	---	3.46	---	---	---
Stable Isotopes																				
Delta Carbon-13 of DIC	per mil	---	---	---	---	---	---	---	---	---	---	---	---	---	---	---	-16.0	---	---	---
Delta Deuterium	per mil	---	---	---	---	---	---	---	---	---	---	---	---	---	---	---	-60.8	---	---	---
Delta Oxygen-18	per mil	---	---	---	---	---	---	---	---	---	---	---	---	---	---	---	-8.70	---	---	---
Delta Oxygen-18 of Sulfate	per mil	---	---	---	---	---	---	---	---	---	---	---	---	---	---	---	6.1	---	---	---
Delta Sulfur-34	per mil	---	---	---	---	---	---	---	---	---	---	---	---	---	---	---	14.5	---	---	---

The hardness value used for calculation of hardness-dependent standards is the hardness of the sample itself, not the hardness of a receiving water.
* Detection limit exceeds standard
† Exceedance is considered less than regulatory limit
‡ For comparison only - no analysis exists

Explanation of Codes

Absent = Analyte not present	ND = Not Detected
ge = Greater than or equal to reported value	Not Applicable = Analyte not applicable
i = Insufficient sample	q = Uncertain value
j = Estimated value	r = Unusable data
j+ = Estimated value, high bias	< = Less than reported detection limit
j- = Estimated value, low bias	> = Greater than reported value
Lost = Sample lost in processing	d = Diluted. Diluted samples are indicated only when value is estimated.
n = Not measured	LD = Laboratory duplicate
na = Not available	SP = Split sample
Present = Analyte was detected	SPD = Split-Duplicate

Station Name	Hidden Spring
Sample ID	RESE-1001003
Sample Date	5/15/2003 5:00:00 PM
Basin	Lower Queen Creek Watershed
Sub-basin	unknown
QC Type	Original data

Surface Water Hydrochemical Data

MONTGOMERY & ASSOCIATES

Parameters and Constituents		Standards														Results				
Name	Units	AZ Agricultural Livestock Watering		AZ Aquatic and Wildlife - Ephemeral Acute		AZ Aquatic and Wildlife - Warm Water Acute		AZ Aquatic and Wildlife - Warm Water Chronic		AZ Full Body Contact		AZ Fish Consumption		AZ Partial Body Contact		Dissolved Results	Total Results	Total Recoverable Results	Field Results	Use Exceeded
		Standard	Fraction	Standard	Fraction	Standard	Fraction	Standard	Fraction	Standard	Fraction	Standard	Fraction	Standard	Fraction					
Bacteria																				
E. Coli	none	---	---	---	---	---	---	---	---	235	---	---	---	575	---	---	Present	---	---	---
Total Coliforms	none	---	---	---	---	---	---	---	---	---	---	---	---	---	---	---	Present	---	---	---
Field Parameters																				
Dissolved oxygen	mg/l	---	---	---	---	6	---	6	---	---	---	---	---	---	---	---	---	---	3.30	AZ Aquatic and Wildlife - Warm Water Acute† AZ Aquatic and Wildlife - Warm Water Chronic†
Flow Rate	gallons/minute	---	---	---	---	---	---	---	---	---	---	---	---	---	---	---	---	---	0.0	---
pH (Field)	s.u.	6.5 - 9	---	6.5 - 9	---	6.5 - 9	---	6.5 - 9	---	6.5 - 9	---	---	---	6.5 - 9	---	---	---	---	7.60	---
Specific Conductance (Field)	uS/cm	---	---	---	---	---	---	---	---	---	---	---	---	---	---	---	---	---	642.0	---
Temperature (Field)	Deg C	---	---	---	---	---	---	---	---	---	---	---	---	---	---	---	---	---	18.3	---
Turbidity (Field)	NTUs	---	---	---	---	---	---	---	---	---	---	---	---	---	---	---	---	---	3.12	---
Inorganics																				
Alkalinity (as CaCO3)	mg/l	---	---	---	---	---	---	---	---	---	---	---	---	---	---	---	263	---	---	---
Bicarbonate (Calculated by M&A)	mg/l	---	---	---	---	---	---	---	---	---	---	---	---	---	---	---	321	---	---	---
Bicarbonate Alkalinity (as CaCO3)	mg/l	---	---	---	---	---	---	---	---	---	---	---	---	---	---	---	263	---	---	---
Bromide	mg/l	---	---	---	---	---	---	---	---	---	---	---	---	---	---	0.150	---	---	---	---
Carbonate (Calculated by M&A)	mg/l	---	---	---	---	---	---	---	---	---	---	---	---	---	---	---	--	---	---	---
Carbonate Alkalinity (as CaCO3)	mg/l	---	---	---	---	---	---	---	---	---	---	---	---	---	---	---	<1.00	---	---	---
Chloride	mg/l	---	---	---	---	---	---	---	---	---	---	---	---	---	---	---	14.1	---	---	---
Cyanide, Free	mg/l	0.2	TRC	0.08	TRC	0.04	TRC	0.01	TRC	18.67	TRC	16	TRC	18.67	TRC	---	<0.10	---	---	AZ Aquatic and Wildlife - Ephemeral Acute* AZ Aquatic and Wildlife - Warm Water Acute* AZ Aquatic and Wildlife - Warm Water Chronic*
Fluoride	mg/l	---	---	---	---	---	---	---	---	140	---	---	---	140	---	0.210	---	---	---	---
Hardness (as CaCO3)	mg/l	---	---	---	---	---	---	---	---	---	---	---	---	---	---	---	367	---	---	---
Nitrate as N	mg/l	---	---	---	---	---	---	---	---	3733.33	---	---	---	3733.33	---	---	0.78	---	---	---
Nitrate+Nitrite as N	mg/l	---	---	---	---	---	---	---	---	---	---	---	---	---	---	---	0.78	---	---	---
Nitrate+Nitrite as N (calculated by M&A)	mg/l	---	---	---	---	---	---	---	---	3733.33	---	---	---	3733.33	---	---	0.78	---	---	---
Nitrite as N	mg/l	---	---	---	---	---	---	---	---	233.33	---	---	---	233.33	---	---	<0.10	---	---	---
Ortho-Phosphate	mg/l	---	---	---	---	---	---	---	---	---	---	---	---	---	---	---	<0.50	---	---	---
Silica	mg/l	---	---	---	---	---	---	---	---	---	---	---	---	---	---	---	24.6	---	---	---
Sulfate	mg/l	---	---	---	---	---	---	---	---	---	---	---	---	---	---	---	81.8	---	---	---
Sulfide	mg/l	---	---	---	---	---	---	---	---	---	---	---	---	---	---	---	<1.00	---	---	---
Lab Parameters																				
Color	Color Units	---	---	---	---	---	---	---	---	---	---	---	---	---	---	---	10.0	---	---	---
Total Dissolved Solids (Laboratory)	mg/l	---	---	---	---	---	---	---	---	---	---	---	---	---	---	---	447	---	---	---
Total Suspended Solids	mg/l	---	---	---	---	---	---	---	---	---	---	---	---	---	---	---	<5.00	---	---	---
Metals																				
Aluminum	mg/l	---	---	---	---	---	---	---	---	---	---	---	---	---	---	---	0.0420	---	---	---
Antimony	mg/l	---	---	---	---	0.088	DIS	0.03	DIS	0.747	TRC	0.64	TRC	0.747	TRC	<0.00600	<0.00600	<0.00600	---	---
Arsenic	mg/l	0.2	TRC	0.44	DIS	0.34	DIS	0.15	DIS	0.03	TRC	0.08	TRC	0.28	TRC	<0.00300	<0.00300	<0.00300	---	---
Barium	mg/l	---	---	---	---	---	---	---	---	98	TRC	---	---	98	TRC	0.0269	---	---	---	---
Beryllium	mg/l	---	---	---	---	---	---	---	---	1.867	TRC	0.084	TRC	1.867	TRC	<0.00200	<0.00200	<0.00200	---	---
Boron	mg/l	---	---	---	---	---	---	---	---	186.667	TRC	---	---	186.667	TRC	<0.0400	---	---	---	---
Cadmium	mg/l	0.05	---	0.080593	DIS	0.02781	DIS	0.001383	DIS	0.7	TRC	0.084	TRC	0.7	TRC	<0.000100	<0.000100	<0.000100	---	---
Calcium	mg/l	---	---	---	---	---	---	---	---	---	---	---	---	---	---	---	90.2	---	---	---
Chromium	mg/l	1	---	---	---	---	---	---	---	---	---	---	---	---	---	---	---	<0.00600	---	---
Chromium, Hexavalent‡	mg/l	---	---	0.034	DIS	0.016	DIS	0.011	DIS	2.8	TRC	0.15	TRC	2.8	TRC	---	---	<0.00600	---	---

Station Name	Hidden Spring
Sample ID	RESE-1001003
Sample Date	5/15/2003 5:00:00 PM
Basin	Lower Queen Creek Watershed
Sub-basin	unknown
QC Type	Original data

Surface Water Hydrochemical Data

MONTGOMERY & ASSOCIATES

Parameters and Constituents		Standards														Results				
Name	Units	AZ Agricultural Livestock Watering		AZ Aquatic and Wildlife - Ephemeral Acute		AZ Aquatic and Wildlife - Warm Water Acute		AZ Aquatic and Wildlife - Warm Water Chronic		AZ Full Body Contact		AZ Fish Consumption		AZ Partial Body Contact		Dissolved Results	Total Results	Total Recoverable Results	Field Results	Use Exceeded
		Standard	Fraction	Standard	Fraction	Standard	Fraction	Standard	Fraction	Standard	Fraction	Standard	Fraction	Standard	Fraction					
Metals																				
Chromium, Trivalent‡	mg/l	---	---	5.54459	TRC	1.65256	TRC	0.21496	TRC	1400	TRC	75	TRC	1400	TRC	---	---	<0.00600	---	---
Cobalt	mg/l	---	---	---	---	---	---	---	---	---	---	---	---	---	---	---	<0.00600	---	---	---
Copper	mg/l	0.5	TRC	0.07919	DIS	0.04575	DIS	0.0272	DIS	1.3	TRC	---	---	1.3	TRC	<0.00300	<0.00300	<0.00300	---	---
Iron	mg/l	---	---	---	---	---	---	1	DIS	---	---	---	---	---	---	---	0.0970	---	---	---
Lead	mg/l	0.1	TRC	0.542494	DIS	0.257052	DIS	0.010017	DIS	0.015	TRC	---	---	0.015	TRC	<0.003000	<0.005000	<0.003000	---	---
Magnesium	mg/l	---	---	---	---	---	---	---	---	---	---	---	---	---	---	---	34.4	---	---	---
Manganese	mg/l	---	---	---	---	---	---	---	---	130.66701	---	---	---	130.66701	---	---	---	0.02250	---	---
Mercury	mg/l	0.01	TRC	0.005	DIS	0.0024	DIS	0.00001	DIS	0.28	TRC	---	---	0.28	TRC	<0.00020	<0.00020	---	---	AZ Aquatic and Wildlife - Warm Water Chronic*
Molybdenum	mg/l	---	---	---	---	---	---	---	---	---	---	---	---	---	---	---	0.02160	---	---	---
Nickel	mg/l	---	---	12.49188	DIS	1.4066	DIS	0.15623	DIS	28	TRC	0.511	TRC	28	TRC	<0.01000	---	<0.01000	---	---
Potassium	mg/l	---	---	---	---	---	---	---	---	---	---	---	---	---	---	---	<1.000	---	---	---
Selenium	mg/l	0.05	TRC	0.033	TRC	---	---	0.002	TRC	4.667	TRC	0.667	TRC	4.667	TRC	---	<0.00300	<0.00300	---	AZ Aquatic and Wildlife - Warm Water Chronic*
Silver	mg/l	---	---	0.030105	DIS	0.030105	DIS	---	---	4.667	TRC	8	TRC	4.667	TRC	<0.000100	<0.000100	<0.000100	---	---
Sodium	mg/l	---	---	---	---	---	---	---	---	---	---	---	---	---	---	---	13.4	---	---	---
Thallium	mg/l	---	---	---	---	0.7	DIS	0.15	DIS	0.075	TRC	0.001	TRC	0.075	TRC	<0.00200	---	<0.00200	---	AZ Fish Consumption*
Uranium	mg/l	---	---	---	---	---	---	---	---	2.8	---	---	---	2.8	---	---	0.00067	---	---	---
Zinc	mg/l	25	TRC	3.3462	DIS	0.3526	DIS	0.3526	DIS	280	TRC	5.106	TRC	280	TRC	0.0095	0.0108	0.0117	---	---
Other																				
Anions (Laboratory)	meq/l	---	---	---	---	---	---	---	---	---	---	---	---	---	---	---	7.35	---	---	---
Cations (Laboratory)	meq/l	---	---	---	---	---	---	---	---	---	---	---	---	---	---	---	7.91	---	---	---
Radiologicals																				
Gross Alpha	pCi/l	---	---	---	---	---	---	---	---	---	---	---	---	---	---	---	<2.50	---	---	---
Gross Beta	pCi/l	---	---	---	---	---	---	---	---	---	---	---	---	---	---	---	<3.50	---	---	---
Radionuclides																				
Radium 226	pCi/l	---	---	---	---	---	---	---	---	---	---	---	---	---	---	---	<1.00	---	---	---
Radium 226 + Radium 228	pCi/l	---	---	---	---	---	---	---	---	---	---	---	---	---	---	---	--	---	---	---
Radium 228	pCi/l	---	---	---	---	---	---	---	---	---	---	---	---	---	---	---	<1.40	---	---	---

The hardness value used for calculation of hardness-dependent standards is the hardness of the sample itself, not the hardness of a receiving water.
* Detection limit exceeds standard
† Exceedance is considered less than regulatory limit
‡ For comparison only - no analysis exists

Station Name	Hidden Spring
Sample ID	RESE-1001015
Sample Date	8/20/2003 8:45:00 AM
Basin	Lower Queen Creek Watershed
Sub-basin	unknown
QC Type	Original data

Surface Water Hydrochemical Data

MONTGOMERY & ASSOCIATES

Parameters and Constituents		Standards														Results				
Name	Units	AZ Agricultural Livestock Watering		AZ Aquatic and Wildlife - Ephemeral Acute		AZ Aquatic and Wildlife - Warm Water Acute		AZ Aquatic and Wildlife - Warm Water Chronic		AZ Full Body Contact		AZ Fish Consumption		AZ Partial Body Contact		Dissolved Results	Total Results	Total Recoverable Results	Field Results	Use Exceeded
		Standard	Fraction	Standard	Fraction	Standard	Fraction	Standard	Fraction	Standard	Fraction	Standard	Fraction	Standard	Fraction					
Bacteria																				
E. Coli	none	---	---	---	---	---	---	---	---	235	---	---	---	575	---	---	Present	---	---	---
Total Coliforms	none	---	---	---	---	---	---	---	---	---	---	---	---	---	---	---	Present	---	---	---
Field Parameters																				
Dissolved oxygen	mg/l	---	---	---	---	6	---	6	---	---	---	---	---	---	---	---	---	---	0.22	AZ Aquatic and Wildlife - Warm Water Acute† AZ Aquatic and Wildlife - Warm Water Chronic†
Flow Rate	gallons/minute	---	---	---	---	---	---	---	---	---	---	---	---	---	---	---	---	---	0.0	---
pH (Field)	s.u.	6.5 - 9	---	6.5 - 9	---	6.5 - 9	---	6.5 - 9	---	6.5 - 9	---	---	---	6.5 - 9	---	---	---	---	7.40	---
Specific Conductance (Field)	uS/cm	---	---	---	---	---	---	---	---	---	---	---	---	---	---	---	---	---	710.0	---
Temperature (Field)	Deg C	---	---	---	---	---	---	---	---	---	---	---	---	---	---	---	---	---	23.1	---
Turbidity (Field)	NTUs	---	---	---	---	---	---	---	---	---	---	---	---	---	---	---	---	---	2.06	---
Inorganics																				
Alkalinity (as CaCO3)	mg/l	---	---	---	---	---	---	---	---	---	---	---	---	---	---	---	308	---	---	---
Bicarbonate (Calculated by M&A)	mg/l	---	---	---	---	---	---	---	---	---	---	---	---	---	---	---	376	---	---	---
Bicarbonate Alkalinity (as CaCO3)	mg/l	---	---	---	---	---	---	---	---	---	---	---	---	---	---	---	308	---	---	---
Bromide	mg/l	---	---	---	---	---	---	---	---	---	---	---	---	---	---	0.160	---	---	---	---
Carbonate (Calculated by M&A)	mg/l	---	---	---	---	---	---	---	---	---	---	---	---	---	---	---	--	---	---	---
Carbonate Alkalinity (as CaCO3)	mg/l	---	---	---	---	---	---	---	---	---	---	---	---	---	---	---	<1.00	---	---	---
Chloride	mg/l	---	---	---	---	---	---	---	---	---	---	---	---	---	---	---	12.1	---	---	---
Cyanide, Total	mg/l	---	---	---	---	---	---	---	---	---	---	---	---	---	---	---	<0.010	---	---	---
Fluoride	mg/l	---	---	---	---	---	---	---	---	140	---	---	---	140	---	0.210	---	---	---	---
Hardness (as CaCO3)	mg/l	---	---	---	---	---	---	---	---	---	---	---	---	---	---	---	373	---	---	---
Nitrate as N	mg/l	---	---	---	---	---	---	---	---	3733.33	---	---	---	3733.33	---	---	0.30	---	---	---
Nitrate+Nitrite as N	mg/l	---	---	---	---	---	---	---	---	---	---	---	---	---	---	---	0.30	---	---	---
Nitrate+Nitrite as N (calculated by M&A)	mg/l	---	---	---	---	---	---	---	---	3733.33	---	---	---	3733.33	---	---	0.30	---	---	---
Nitrite as N	mg/l	---	---	---	---	---	---	---	---	233.33	---	---	---	233.33	---	---	<0.10	---	---	---
Ortho-Phosphate	mg/l	---	---	---	---	---	---	---	---	---	---	---	---	---	---	---	<0.50	---	---	---
Silica	mg/l	---	---	---	---	---	---	---	---	---	---	---	---	---	---	---	26.5	---	---	---
Sulfate	mg/l	---	---	---	---	---	---	---	---	---	---	---	---	---	---	---	75.3	---	---	---
Sulfide	mg/l	---	---	---	---	---	---	---	---	---	---	---	---	---	---	---	<1.00	---	---	---
Lab Parameters																				
Color	Color Units	---	---	---	---	---	---	---	---	---	---	---	---	---	---	---	10.0	---	---	---
Total Dissolved Solids (Laboratory)	mg/l	---	---	---	---	---	---	---	---	---	---	---	---	---	---	---	442	---	---	---
Total Suspended Solids	mg/l	---	---	---	---	---	---	---	---	---	---	---	---	---	---	---	<5.00	---	---	---
Metals																				
Aluminum	mg/l	---	---	---	---	---	---	---	---	---	---	---	---	---	---	---	<0.0200	---	---	---
Antimony	mg/l	---	---	---	---	0.088	DIS	0.03	DIS	0.747	TRC	0.64	TRC	0.747	TRC	<0.00600	<0.00600	<0.00600	---	---
Arsenic	mg/l	0.2	TRC	0.44	DIS	0.34	DIS	0.15	DIS	0.03	TRC	0.08	TRC	0.28	TRC	<0.00300	<0.00300	<0.00300	---	---
Barium	mg/l	---	---	---	---	---	---	---	---	98	TRC	---	---	98	TRC	0.0273	---	---	---	---
Beryllium	mg/l	---	---	---	---	---	---	---	---	1.867	TRC	0.084	TRC	1.867	TRC	<0.00200	<0.00200	<0.00200	---	---
Boron	mg/l	---	---	---	---	---	---	---	---	186.667	TRC	---	---	186.667	TRC	---	0.0450	---	---	---
Cadmium	mg/l	0.05	---	0.08187	DIS	0.028251	DIS	0.001398	DIS	0.7	TRC	0.084	TRC	0.7	TRC	<0.000100	<0.000100	<0.000100	---	---
Calcium	mg/l	---	---	---	---	---	---	---	---	---	---	---	---	---	---	---	93.3	---	---	---
Chromium	mg/l	1	---	---	---	---	---	---	---	---	---	---	---	---	---	<0.00600	---	<0.00600	---	---
Chromium, Hexavalent‡	mg/l	---	---	0.034	DIS	0.016	DIS	0.011	DIS	2.8	TRC	0.15	TRC	2.8	TRC	<0.00600	---	<0.00600	---	---
Chromium, Trivalent‡	mg/l	---	---	5.61872	TRC	1.67465	TRC	0.21784	TRC	1400	TRC	75	TRC	1400	TRC	<0.00600	---	<0.00600	---	---
Cobalt	mg/l	---	---	---	---	---	---	---	---	---	---	---	---	---	---	---	<0.00600	---	---	---

Station Name	Hidden Spring
Sample ID	RESE-1001015
Sample Date	8/20/2003 8:45:00 AM
Basin	Lower Queen Creek Watershed
Sub-basin	unknown
QC Type	Original data

Surface Water Hydrochemical Data

MONTGOMERY & ASSOCIATES

Parameters and Constituents		Standards														Results				
Name	Units	AZ Agricultural Livestock Watering		AZ Aquatic and Wildlife - Ephemeral Acute		AZ Aquatic and Wildlife - Warm Water Acute		AZ Aquatic and Wildlife - Warm Water Chronic		AZ Full Body Contact		AZ Fish Consumption		AZ Partial Body Contact		Dissolved Results	Total Results	Total Recoverable Results	Field Results	Use Exceeded
		Standard	Fraction	Standard	Fraction	Standard	Fraction	Standard	Fraction	Standard	Fraction	Standard	Fraction	Standard	Fraction					
Metals																				
Copper	mg/l	0.5	TRC	0.08041	DIS	0.04646	DIS	0.02758	DIS	1.3	TRC	---	---	1.3	TRC	<0.00300	<0.00300	<0.00300	---	---
Iron	mg/l	---	---	---	---	---	---	1	DIS	---	---	---	---	---	---	---	0.2130	---	---	---
Lead	mg/l	0.1	TRC	0.551634	DIS	0.261382	DIS	0.010186	DIS	0.015	TRC	---	---	0.015	TRC	<0.003000	<0.005000	<0.003000	---	---
Magnesium	mg/l	---	---	---	---	---	---	---	---	---	---	---	---	---	---	---	34.0	---	---	---
Manganese	mg/l	---	---	---	---	---	---	---	---	130.66701	---	---	---	130.66701	---	---	---	0.02110	---	---
Mercury	mg/l	0.01	TRC	0.005	DIS	0.0024	DIS	0.00001	DIS	0.28	TRC	---	---	0.28	TRC	<0.00020	<0.00020	---	---	AZ Aquatic and Wildlife - Warm Water Chronic*
Molybdenum	mg/l	---	---	---	---	---	---	---	---	---	---	---	---	---	---	---	0.00920	---	---	---
Nickel	mg/l	---	---	12.66444	DIS	1.42604	DIS	0.15839	DIS	28	TRC	0.511	TRC	28	TRC	<0.01000	---	<0.01000	---	---
Potassium	mg/l	---	---	---	---	---	---	---	---	---	---	---	---	---	---	---	1.500	---	---	---
Selenium	mg/l	0.05	TRC	0.033	TRC	---	---	0.002	TRC	4.667	TRC	0.667	TRC	4.667	TRC	---	<0.00300	<0.00300	---	AZ Aquatic and Wildlife - Warm Water Chronic*
Silver	mg/l	---	---	0.030957	DIS	0.030957	DIS	---	---	4.667	TRC	8	TRC	4.667	TRC	<0.000100	<0.000100	<0.000100	---	---
Sodium	mg/l	---	---	---	---	---	---	---	---	---	---	---	---	---	---	---	13.7	---	---	---
Thallium	mg/l	---	---	---	---	0.7	DIS	0.15	DIS	0.075	TRC	0.001	TRC	0.075	TRC	<0.00200	<0.00200	---	---	AZ Fish Consumption*
Zinc	mg/l	25	TRC	3.3925	DIS	0.3575	DIS	0.3575	DIS	280	TRC	5.106	TRC	280	TRC	<0.0050	0.0172	0.0173	---	---

The hardness value used for calculation of hardness-dependent standards is the hardness of the sample itself, not the hardness of a receiving water.
* Detection limit exceeds standard
† Exceedance is considered less than regulatory limit
‡ For comparison only - no analysis exists

Station Name	Hidden Spring
Sample ID	RESE-1001016
Sample Date	8/20/2003 12:00:00 PM
Basin	Lower Queen Creek Watershed
Sub-basin	unknown
QC Type	Field duplicates

Surface Water Hydrochemical Data

MONTGOMERY & ASSOCIATES

Parameters and Constituents		Standards														Results				
Name	Units	AZ Agricultural Livestock Watering		AZ Aquatic and Wildlife - Ephemeral Acute		AZ Aquatic and Wildlife - Warm Water Acute		AZ Aquatic and Wildlife - Warm Water Chronic		AZ Full Body Contact		AZ Fish Consumption		AZ Partial Body Contact		Dissolved Results	Total Results	Total Recoverable Results	Field Results	Use Exceeded
		Standard	Fraction	Standard	Fraction	Standard	Fraction	Standard	Fraction	Standard	Fraction	Standard	Fraction	Standard	Fraction					
Bacteria																				
E. Coli	none	---	---	---	---	---	---	---	---	235	---	---	---	575	---	---	Present	---	---	---
Total Coliforms	none	---	---	---	---	---	---	---	---	---	---	---	---	---	---	---	Present	---	---	---
Field Parameters																				
Flow Rate	gallons/minute	---	---	---	---	---	---	---	---	---	---	---	---	---	---	---	---	---	0.0	---
Inorganics																				
Alkalinity (as CaCO3)	mg/l	---	---	---	---	---	---	---	---	---	---	---	---	---	---	---	310	---	---	---
Bicarbonate (Calculated by M&A)	mg/l	---	---	---	---	---	---	---	---	---	---	---	---	---	---	---	378	---	---	---
Bicarbonate Alkalinity (as CaCO3)	mg/l	---	---	---	---	---	---	---	---	---	---	---	---	---	---	---	310	---	---	---
Bromide	mg/l	---	---	---	---	---	---	---	---	---	---	---	---	---	---	0.150	---	---	---	---
Carbonate (Calculated by M&A)	mg/l	---	---	---	---	---	---	---	---	---	---	---	---	---	---	---	--	---	---	---
Carbonate Alkalinity (as CaCO3)	mg/l	---	---	---	---	---	---	---	---	---	---	---	---	---	---	---	<1.00	---	---	---
Chloride	mg/l	---	---	---	---	---	---	---	---	---	---	---	---	---	---	---	12.1	---	---	---
Cyanide, Total	mg/l	---	---	---	---	---	---	---	---	---	---	---	---	---	---	---	<0.010	---	---	---
Fluoride	mg/l	---	---	---	---	---	---	---	---	140	---	---	---	140	---	0.210	---	---	---	---
Hardness (as CaCO3)	mg/l	---	---	---	---	---	---	---	---	---	---	---	---	---	---	---	342	---	---	---
Nitrate as N	mg/l	---	---	---	---	---	---	---	---	3733.33	---	---	---	3733.33	---	---	0.32	---	---	---
Nitrate+Nitrite as N	mg/l	---	---	---	---	---	---	---	---	---	---	---	---	---	---	---	0.32	---	---	---
Nitrate+Nitrite as N (calculated by M&A)	mg/l	---	---	---	---	---	---	---	---	3733.33	---	---	---	3733.33	---	---	0.32	---	---	---
Nitrite as N	mg/l	---	---	---	---	---	---	---	---	233.33	---	---	---	233.33	---	---	<0.10	---	---	---
Ortho-Phosphate	mg/l	---	---	---	---	---	---	---	---	---	---	---	---	---	---	---	<0.50	---	---	---
Silica	mg/l	---	---	---	---	---	---	---	---	---	---	---	---	---	---	---	26.7	---	---	---
Sulfate	mg/l	---	---	---	---	---	---	---	---	---	---	---	---	---	---	---	74.3	---	---	---
Sulfide	mg/l	---	---	---	---	---	---	---	---	---	---	---	---	---	---	---	<1.00	---	---	---
Lab Parameters																				
Color	Color Units	---	---	---	---	---	---	---	---	---	---	---	---	---	---	---	19.0	---	---	---
Total Dissolved Solids (Laboratory)	mg/l	---	---	---	---	---	---	---	---	---	---	---	---	---	---	---	440	---	---	---
Total Suspended Solids	mg/l	---	---	---	---	---	---	---	---	---	---	---	---	---	---	---	<5.00	---	---	---
Metals																				
Aluminum	mg/l	---	---	---	---	---	---	---	---	---	---	---	---	---	---	---	<0.0200	---	---	---
Antimony	mg/l	---	---	---	---	0.088	DIS	0.03	DIS	0.747	TRC	0.64	TRC	0.747	TRC	<0.00600	<0.00600	<0.00600	---	---
Arsenic	mg/l	0.2	TRC	0.44	DIS	0.34	DIS	0.15	DIS	0.03	TRC	0.08	TRC	0.28	TRC	<0.00300	<0.00300	<0.00300	---	---
Barium	mg/l	---	---	---	---	---	---	---	---	98	TRC	---	---	98	TRC	0.0271	---	---	---	---
Beryllium	mg/l	---	---	---	---	---	---	---	---	1.867	TRC	0.084	TRC	1.867	TRC	<0.00200	<0.00200	<0.00200	---	---
Boron	mg/l	---	---	---	---	---	---	---	---	186.667	TRC	---	---	186.667	TRC	---	0.0400	---	---	---
Cadmium	mg/l	0.05	---	0.075264	DIS	0.025972	DIS	0.001317	DIS	0.7	TRC	0.084	TRC	0.7	TRC	<0.000100	<0.000100	<0.000100	---	---
Calcium	mg/l	---	---	---	---	---	---	---	---	---	---	---	---	---	---	---	80.0	---	---	---
Chromium	mg/l	1	---	---	---	---	---	---	---	---	---	---	---	---	---	<0.00600	---	<0.00600	---	---
Chromium, Hexavalent‡	mg/l	---	---	0.034	DIS	0.016	DIS	0.011	DIS	2.8	TRC	0.15	TRC	2.8	TRC	<0.00600	---	<0.00600	---	---
Chromium, Trivalent‡	mg/l	---	---	5.2333	TRC	1.55978	TRC	0.20289	TRC	1400	TRC	75	TRC	1400	TRC	<0.00600	---	<0.00600	---	---
Cobalt	mg/l	---	---	---	---	---	---	---	---	---	---	---	---	---	---	---	<0.00600	---	---	---
Copper	mg/l	0.5	TRC	0.07409	DIS	0.04281	DIS	0.02561	DIS	1.3	TRC	---	---	1.3	TRC	<0.00300	<0.00300	<0.00300	---	---
Iron	mg/l	---	---	---	---	---	---	1	DIS	---	---	---	---	---	---	---	0.3800	---	---	---
Lead	mg/l	0.1	TRC	0.50437	DIS	0.238987	DIS	0.009313	DIS	0.015	TRC	---	---	0.015	TRC	<0.003000	<0.005000	<0.003000	---	---
Magnesium	mg/l	---	---	---	---	---	---	---	---	---	---	---	---	---	---	---	34.5	---	---	---
Manganese	mg/l	---	---	---	---	---	---	---	---	130.66701	---	---	---	130.66701	---	---	---	0.03200	---	---
Mercury	mg/l	0.01	TRC	0.005	DIS	0.0024	DIS	0.00001	DIS	0.28	TRC	---	---	0.28	TRC	<0.00020	<0.00020	---	---	AZ Aquatic and Wildlife - Warm Water Chronic*

Surface Water Hydrochemical Data

Station Name	Hidden Spring
Sample ID	RESE-1001016
Sample Date	8/20/2003 12:00:00 PM
Basin	Lower Queen Creek Watershed
Sub-basin	unknown
QC Type	Field duplicates

Parameters and Constituents		Standards														Results				
Name	Units	AZ Agricultural Livestock Watering		AZ Aquatic and Wildlife - Ephemeral Acute		AZ Aquatic and Wildlife - Warm Water Acute		AZ Aquatic and Wildlife - Warm Water Chronic		AZ Full Body Contact		AZ Fish Consumption		AZ Partial Body Contact		Dissolved Results	Total Results	Total Recoverable Results	Field Results	Use Exceeded
		Standard	Fraction	Standard	Fraction	Standard	Fraction	Standard	Fraction	Standard	Fraction	Standard	Fraction	Standard	Fraction					
Metals																				
Molybdenum	mg/l	---	---	---	---	---	---	---	---	---	---	---	---	---	---	---	0.00870	---	---	---
Nickel	mg/l	---	---	11.7681	DIS	1.32511	DIS	0.14718	DIS	28	TRC	0.511	TRC	28	TRC	<0.01000	---	<0.01000	---	---
Potassium	mg/l	---	---	---	---	---	---	---	---	---	---	---	---	---	---	---	<1.000	---	---	---
Selenium	mg/l	0.05	TRC	0.033	TRC	---	---	0.002	TRC	4.667	TRC	0.667	TRC	4.667	TRC	---	<0.00300	<0.00300	---	AZ Aquatic and Wildlife - Warm Water Chronic*
Silver	mg/l	---	---	0.026665	DIS	0.026665	DIS	---	---	4.667	TRC	8	TRC	4.667	TRC	<0.000100	<0.000100	<0.000100	---	---
Sodium	mg/l	---	---	---	---	---	---	---	---	---	---	---	---	---	---	---	13.1	---	---	---
Thallium	mg/l	---	---	---	---	0.7	DIS	0.15	DIS	0.075	TRC	0.001	TRC	0.075	TRC	<0.00200	<0.00200	---	---	AZ Fish Consumption*
Zinc	mg/l	25	TRC	3.152	DIS	0.3322	DIS	0.3322	DIS	280	TRC	5.106	TRC	280	TRC	0.0074	0.0246	0.0328	---	---

The hardness value used for calculation of hardness-dependent standards is the hardness of the sample itself, not the hardness of a receiving water.
* Detection limit exceeds standard
‡ For comparison only - no analysis exists

Station Name	Hidden Spring
Sample ID	RESE-1001027
Sample Date	11/3/2003 10:30:00 AM
Basin	Lower Queen Creek Watershed
Sub-basin	unknown
QC Type	Original data

Surface Water Hydrochemical Data

MONTGOMERY & ASSOCIATES

Parameters and Constituents		Standards														Results				
Name	Units	AZ Agricultural Livestock Watering		AZ Aquatic and Wildlife - Ephemeral Acute		AZ Aquatic and Wildlife - Warm Water Acute		AZ Aquatic and Wildlife - Warm Water Chronic		AZ Full Body Contact		AZ Fish Consumption		AZ Partial Body Contact		Dissolved Results	Total Results	Total Recoverable Results	Field Results	Use Exceeded
		Standard	Fraction	Standard	Fraction	Standard	Fraction	Standard	Fraction	Standard	Fraction	Standard	Fraction	Standard	Fraction					
Bacteria																				
E. Coli	MPN/100ml	---	---	---	---	---	---	---	---	235	---	---	---	575	---	---	21.0	---	---	---
Total Coliforms	MPN/100ml	---	---	---	---	---	---	---	---	---	---	---	---	---	---	---	1600 ge	---	---	---
Field Parameters																				
Dissolved oxygen	mg/l	---	---	---	---	6	---	6	---	---	---	---	---	---	---	---	---	---	0.48	AZ Aquatic and Wildlife - Warm Water Acute† AZ Aquatic and Wildlife - Warm Water Chronic†
Flow Rate	gallons/minute	---	---	---	---	---	---	---	---	---	---	---	---	---	---	---	---	---	<0.1	---
pH (Field)	s.u.	6.5 - 9	---	6.5 - 9	---	6.5 - 9	---	6.5 - 9	---	6.5 - 9	---	---	---	6.5 - 9	---	---	---	---	7.40	---
Specific Conductance (Field)	uS/cm	---	---	---	---	---	---	---	---	---	---	---	---	---	---	---	---	---	767.0	---
Temperature (Field)	Deg C	---	---	---	---	---	---	---	---	---	---	---	---	---	---	---	---	---	18.0	---
Turbidity (Field)	NTUs	---	---	---	---	---	---	---	---	---	---	---	---	---	---	---	---	---	3.15	---
Inorganics																				
Alkalinity (as CaCO3)	mg/l	---	---	---	---	---	---	---	---	---	---	---	---	---	---	---	317	---	---	---
Bicarbonate (Calculated by M&A)	mg/l	---	---	---	---	---	---	---	---	---	---	---	---	---	---	---	387	---	---	---
Bicarbonate Alkalinity (as CaCO3)	mg/l	---	---	---	---	---	---	---	---	---	---	---	---	---	---	---	317	---	---	---
Bromide	mg/l	---	---	---	---	---	---	---	---	---	---	---	---	---	---	---	0.150	---	---	---
Carbonate (Calculated by M&A)	mg/l	---	---	---	---	---	---	---	---	---	---	---	---	---	---	---	--	---	---	---
Carbonate Alkalinity (as CaCO3)	mg/l	---	---	---	---	---	---	---	---	---	---	---	---	---	---	---	<1.00	---	---	---
Chloride	mg/l	---	---	---	---	---	---	---	---	---	---	---	---	---	---	---	12.3	---	---	---
Fluoride	mg/l	---	---	---	---	---	---	---	---	140	---	---	---	140	---	---	0.220	---	---	---
Hardness (as CaCO3)	mg/l	---	---	---	---	---	---	---	---	---	---	---	---	---	---	---	374	---	---	---
Nitrate as N	mg/l	---	---	---	---	---	---	---	---	3733.33	---	---	---	3733.33	---	---	0.13	---	---	---
Nitrate+Nitrite as N	mg/l	---	---	---	---	---	---	---	---	---	---	---	---	---	---	---	0.13	---	---	---
Nitrate+Nitrite as N (calculated by M&A)	mg/l	---	---	---	---	---	---	---	---	3733.33	---	---	---	3733.33	---	---	0.13	---	---	---
Nitrite as N	mg/l	---	---	---	---	---	---	---	---	233.33	---	---	---	233.33	---	---	<0.10	---	---	---
Ortho-Phosphate	mg/l	---	---	---	---	---	---	---	---	---	---	---	---	---	---	---	<0.50	---	---	---
Silica	mg/l	---	---	---	---	---	---	---	---	---	---	---	---	---	---	---	25.6	---	---	---
Sulfate	mg/l	---	---	---	---	---	---	---	---	---	---	---	---	---	---	---	75.3	---	---	---
Sulfide	mg/l	---	---	---	---	---	---	---	---	---	---	---	---	---	---	---	<1.00	---	---	---
Lab Parameters																				
Color	Color Units	---	---	---	---	---	---	---	---	---	---	---	---	---	---	---	10.0	---	---	---
Total Dissolved Solids (Laboratory)	mg/l	---	---	---	---	---	---	---	---	---	---	---	---	---	---	---	410	---	---	---
Total Suspended Solids	mg/l	---	---	---	---	---	---	---	---	---	---	---	---	---	---	---	<5.00	---	---	---
Metals																				
Aluminum	mg/l	---	---	---	---	---	---	---	---	---	---	---	---	---	---	---	0.0200	---	---	---
Antimony	mg/l	---	---	---	---	0.088	DIS	0.03	DIS	0.747	TRC	0.64	TRC	0.747	TRC	<0.00300	<0.00300	<0.00300	---	---
Arsenic	mg/l	0.2	TRC	0.44	DIS	0.34	DIS	0.15	DIS	0.03	TRC	0.08	TRC	0.28	TRC	<0.00300	<0.00300	<0.00300	---	---
Barium	mg/l	---	---	---	---	---	---	---	---	98	TRC	---	---	98	TRC	0.0269	---	---	---	---
Beryllium	mg/l	---	---	---	---	---	---	---	---	1.867	TRC	0.084	TRC	1.867	TRC	<0.00200	<0.00200	<0.00200	---	---
Boron	mg/l	---	---	---	---	---	---	---	---	186.667	TRC	---	---	186.667	TRC	---	0.0490	---	---	---
Cadmium	mg/l	0.05	---	0.082083	DIS	0.028325	DIS	0.001401	DIS	0.7	TRC	0.084	TRC	0.7	TRC	<0.000100	<0.000100	<0.000100	---	---
Calcium	mg/l	---	---	---	---	---	---	---	---	---	---	---	---	---	---	---	93.6	---	---	---
Chromium	mg/l	1	---	---	---	---	---	---	---	---	---	---	---	---	---	<0.00600	---	<0.00600	---	---
Chromium, Hexavalent‡	mg/l	---	---	0.034	DIS	0.016	DIS	0.011	DIS	2.8	TRC	0.15	TRC	2.8	TRC	<0.00600	---	<0.00600	---	---
Chromium, Trivalent‡	mg/l	---	---	5.63106	TRC	1.67833	TRC	0.21832	TRC	1400	TRC	75	TRC	1400	TRC	<0.00600	---	<0.00600	---	---
Cobalt	mg/l	---	---	---	---	---	---	---	---	---	---	---	---	---	---	---	<0.00600	---	---	---
Copper	mg/l	0.5	TRC	0.08061	DIS	0.04657	DIS	0.02765	DIS	1.3	TRC	---	---	1.3	TRC	<0.00300	<0.00300	<0.00300	---	---

Station Name	Hidden Spring
Sample ID	RESE-1001027
Sample Date	11/3/2003 10:30:00 AM
Basin	Lower Queen Creek Watershed
Sub-basin	unknown
QC Type	Original data

Surface Water Hydrochemical Data

MONTGOMERY & ASSOCIATES

Parameters and Constituents		Standards														Results				
Name	Units	AZ Agricultural Livestock Watering		AZ Aquatic and Wildlife - Ephemeral Acute		AZ Aquatic and Wildlife - Warm Water Acute		AZ Aquatic and Wildlife - Warm Water Chronic		AZ Full Body Contact		AZ Fish Consumption		AZ Partial Body Contact		Dissolved Results	Total Results	Total Recoverable Results	Field Results	Use Exceeded
		Standard	Fraction	Standard	Fraction	Standard	Fraction	Standard	Fraction	Standard	Fraction	Standard	Fraction	Standard	Fraction					
Metals																				
Iron	mg/l	---	---	---	---	---	---	1	DIS	---	---	---	---	---	---	---	0.3020	---	---	---
Lead	mg/l	0.1	TRC	0.553157	DIS	0.262104	DIS	0.010214	DIS	0.015	TRC	---	---	0.015	TRC	<0.003000	<0.005000	<0.003000	---	---
Magnesium	mg/l	---	---	---	---	---	---	---	---	---	---	---	---	---	---	---	33.9	---	---	---
Manganese	mg/l	---	---	---	---	---	---	---	---	130.66701	---	---	---	130.66701	---	---	---	0.02940	---	---
Mercury	mg/l	0.01	TRC	0.005	DIS	0.0024	DIS	0.00001	DIS	0.28	TRC	---	---	0.28	TRC	<0.00020	<0.00020	---	---	AZ Aquatic and Wildlife - Warm Water Chronic*
Molybdenum	mg/l	---	---	---	---	---	---	---	---	---	---	---	---	---	---	---	0.01550	---	---	---
Nickel	mg/l	---	---	12.69316	DIS	1.42927	DIS	0.15875	DIS	28	TRC	0.511	TRC	28	TRC	<0.01000	---	<0.01000	---	---
Potassium	mg/l	---	---	---	---	---	---	---	---	---	---	---	---	---	---	---	<1.000	---	---	---
Selenium	mg/l	0.05	TRC	0.033	TRC	---	---	0.002	TRC	4.667	TRC	0.667	TRC	4.667	TRC	---	<0.00300	<0.00300	---	AZ Aquatic and Wildlife - Warm Water Chronic*
Silver	mg/l	---	---	0.0311	DIS	0.0311	DIS	---	---	4.667	TRC	8	TRC	4.667	TRC	<0.000100	<0.000100	<0.000100	---	---
Sodium	mg/l	---	---	---	---	---	---	---	---	---	---	---	---	---	---	---	13.0	---	---	---
Thallium	mg/l	---	---	---	---	0.7	DIS	0.15	DIS	0.075	TRC	0.001	TRC	0.075	TRC	<0.00200	<0.00200	---	---	AZ Fish Consumption*
Zinc	mg/l	25	TRC	3.4002	DIS	0.3583	DIS	0.3583	DIS	280	TRC	5.106	TRC	280	TRC	0.0100	0.0246	0.0283	---	---

The hardness value used for calculation of hardness-dependent standards is the hardness of the sample itself, not the hardness of a receiving water.
* Detection limit exceeds standard
† Exceedance is considered less than regulatory limit
‡ For comparison only - no analysis exists

Station Name	Hidden Spring
Sample ID	RESE-1001052
Sample Date	2/9/2004 12:10:00 PM
Basin	Lower Queen Creek Watershed
Sub-basin	unknown
QC Type	Original data

Surface Water Hydrochemical Data

MONTGOMERY & ASSOCIATES

Parameters and Constituents		Standards														Results				
Name	Units	AZ Agricultural Livestock Watering		AZ Aquatic and Wildlife - Ephemeral Acute		AZ Aquatic and Wildlife - Warm Water Acute		AZ Aquatic and Wildlife - Warm Water Chronic		AZ Full Body Contact		AZ Fish Consumption		AZ Partial Body Contact		Dissolved Results	Total Results	Total Recoverable Results	Field Results	Use Exceeded
		Standard	Fraction	Standard	Fraction	Standard	Fraction	Standard	Fraction	Standard	Fraction	Standard	Fraction	Standard	Fraction					
Bacteria																				
E. Coli	MPN/100ml	---	---	---	---	---	---	---	---	235	---	---	---	575	---	---	<2.0	---	---	---
Total Coliforms	MPN/100ml	---	---	---	---	---	---	---	---	---	---	---	---	---	---	---	110	---	---	---
Field Parameters																				
Dissolved oxygen	mg/l	---	---	---	---	6	---	6	---	---	---	---	---	---	---	---	---	---	7.25	---
Flow Rate	gallons/minute	---	---	---	---	---	---	---	---	---	---	---	---	---	---	---	---	---	<0.1	---
pH (Field)	s.u.	6.5 - 9	---	6.5 - 9	---	6.5 - 9	---	6.5 - 9	---	6.5 - 9	---	---	---	6.5 - 9	---	---	---	---	8.00	---
Specific Conductance (Field)	uS/cm	---	---	---	---	---	---	---	---	---	---	---	---	---	---	---	---	---	485.0	---
Temperature (Field)	Deg C	---	---	---	---	---	---	---	---	---	---	---	---	---	---	---	---	---	11.5	---
Turbidity (Field)	NTUs	---	---	---	---	---	---	---	---	---	---	---	---	---	---	---	---	---	1.21	---
Inorganics																				
Alkalinity (as CaCO3)	mg/l	---	---	---	---	---	---	---	---	---	---	---	---	---	---	---	305	---	---	---
Bicarbonate (Calculated by M&A)	mg/l	---	---	---	---	---	---	---	---	---	---	---	---	---	---	---	372	---	---	---
Bicarbonate Alkalinity (as CaCO3)	mg/l	---	---	---	---	---	---	---	---	---	---	---	---	---	---	---	305	---	---	---
Bromide	mg/l	---	---	---	---	---	---	---	---	---	---	---	---	---	---	---	0.169	---	---	---
Carbonate (Calculated by M&A)	mg/l	---	---	---	---	---	---	---	---	---	---	---	---	---	---	---	--	---	---	---
Carbonate Alkalinity (as CaCO3)	mg/l	---	---	---	---	---	---	---	---	---	---	---	---	---	---	---	<1.00	---	---	---
Chloride	mg/l	---	---	---	---	---	---	---	---	---	---	---	---	---	---	---	12.3	---	---	---
Fluoride	mg/l	---	---	---	---	---	---	---	---	140	---	---	---	140	---	---	0.213	---	---	---
Hardness (as CaCO3)	mg/l	---	---	---	---	---	---	---	---	---	---	---	---	---	---	---	357	---	---	---
Nitrate as N	mg/l	---	---	---	---	---	---	---	---	3733.33	---	---	---	3733.33	---	---	0.70	---	---	---
Nitrate+Nitrite as N	mg/l	---	---	---	---	---	---	---	---	---	---	---	---	---	---	---	0.70	---	---	---
Nitrate+Nitrite as N (calculated by M&A)	mg/l	---	---	---	---	---	---	---	---	3733.33	---	---	---	3733.33	---	---	0.70	---	---	---
Nitrite as N	mg/l	---	---	---	---	---	---	---	---	233.33	---	---	---	233.33	---	---	<0.10	---	---	---
Ortho-Phosphate	mg/l	---	---	---	---	---	---	---	---	---	---	---	---	---	---	---	<0.50	---	---	---
Silica	mg/l	---	---	---	---	---	---	---	---	---	---	---	---	---	---	---	24.7	---	---	---
Sulfate	mg/l	---	---	---	---	---	---	---	---	---	---	---	---	---	---	---	79.6	---	---	---
Sulfide	mg/l	---	---	---	---	---	---	---	---	---	---	---	---	---	---	---	<1.00	---	---	---
Lab Parameters																				
Color	Color Units	---	---	---	---	---	---	---	---	---	---	---	---	---	---	---	<1.0	---	---	---
Total Dissolved Solids (Laboratory)	mg/l	---	---	---	---	---	---	---	---	---	---	---	---	---	---	---	413	---	---	---
Total Suspended Solids	mg/l	---	---	---	---	---	---	---	---	---	---	---	---	---	---	---	<5.00	---	---	---
Metals																				
Aluminum	mg/l	---	---	---	---	---	---	---	---	---	---	---	---	---	---	---	<0.0060	---	---	---
Antimony	mg/l	---	---	---	---	0.088	DIS	0.03	DIS	0.747	TRC	0.64	TRC	0.747	TRC	<0.00050	0.00061 j	<0.00050	---	---
Arsenic	mg/l	0.2	TRC	0.44	DIS	0.34	DIS	0.15	DIS	0.03	TRC	0.08	TRC	0.28	TRC	0.00094 j	<0.00060	0.00120 j	---	---
Barium	mg/l	---	---	---	---	---	---	---	---	98	TRC	---	---	98	TRC	0.0228	---	---	---	---
Beryllium	mg/l	---	---	---	---	---	---	---	---	1.867	TRC	0.084	TRC	1.867	TRC	<0.00020	<0.00020	<0.00020	---	---
Boron	mg/l	---	---	---	---	---	---	---	---	186.667	TRC	---	---	186.667	TRC	---	0.0292 j	---	---	---
Cadmium	mg/l	0.05	---	0.078463	DIS	0.027075	DIS	0.001357	DIS	0.7	TRC	0.084	TRC	0.7	TRC	<0.000060	<0.000060	<0.000060	---	---
Calcium	mg/l	---	---	---	---	---	---	---	---	---	---	---	---	---	---	---	86.5	---	---	---
Chromium	mg/l	1	---	---	---	---	---	---	---	---	---	---	---	---	---	0.00047 j	---	0.00068 j	---	---
Chromium, Hexavalent‡	mg/l	---	---	0.034	DIS	0.016	DIS	0.011	DIS	2.8	TRC	0.15	TRC	2.8	TRC	0.00047 j	---	0.00068 j	---	---
Chromium, Trivalent‡	mg/l	---	---	5.42055	TRC	1.61559	TRC	0.21015	TRC	1400	TRC	75	TRC	1400	TRC	0.00047 j	---	0.00068 j	---	---
Cobalt	mg/l	---	---	---	---	---	---	---	---	---	---	---	---	---	---	---	<0.00070	---	---	---
Copper	mg/l	0.5	TRC	0.07715	DIS	0.04458	DIS	0.02657	DIS	1.3	TRC	---	---	1.3	TRC	<0.00210	<0.00210	<0.00210	---	---
Iron	mg/l	---	---	---	---	---	---	1	DIS	---	---	---	---	---	---	---	0.0283	---	---	---

Station Name	Hidden Spring
Sample ID	RESE-1001052
Sample Date	2/9/2004 12:10:00 PM
Basin	Lower Queen Creek Watershed
Sub-basin	unknown
QC Type	Original data

Surface Water Hydrochemical Data

MONTGOMERY & ASSOCIATES

Parameters and Constituents		Standards														Results				
Name	Units	AZ Agricultural Livestock Watering		AZ Aquatic and Wildlife - Ephemeral Acute		AZ Aquatic and Wildlife - Warm Water Acute		AZ Aquatic and Wildlife - Warm Water Chronic		AZ Full Body Contact		AZ Fish Consumption		AZ Partial Body Contact		Dissolved Results	Total Results	Total Recoverable Results	Field Results	Use Exceeded
		Standard	Fraction	Standard	Fraction	Standard	Fraction	Standard	Fraction	Standard	Fraction	Standard	Fraction	Standard	Fraction					
Metals																				
Lead	mg/l	0.1	TRC	0.527252	DIS	0.249829	DIS	0.009735	DIS	0.015	TRC	---	---	0.015	TRC	<0.001000	<0.001000	<0.001000	---	---
Magnesium	mg/l	---	---	---	---	---	---	---	---	---	---	---	---	---	---	---	34.2	---	---	---
Manganese	mg/l	---	---	---	---	---	---	---	---	130.66701	---	---	---	130.66701	---	---	---	0.00340	---	---
Mercury	mg/l	0.01	TRC	0.005	DIS	0.0024	DIS	0.00001	DIS	0.28	TRC	---	---	0.28	TRC	<0.00020	<0.00020	---	---	AZ Aquatic and Wildlife - Warm Water Chronic*
Molybdenum	mg/l	---	---	---	---	---	---	---	---	---	---	---	---	---	---	---	0.01130	---	---	---
Nickel	mg/l	---	---	12.20331	DIS	1.37411	DIS	0.15262	DIS	28	TRC	0.511	TRC	28	TRC	0.00210 j	---	<0.00130	---	---
Potassium	mg/l	---	---	---	---	---	---	---	---	---	---	---	---	---	---	---	0.502 j	---	---	---
Selenium	mg/l	0.05	TRC	0.033	TRC	---	---	0.002	TRC	4.667	TRC	0.667	TRC	4.667	TRC	---	<0.00080	<0.00080	---	---
Silver	mg/l	---	---	0.028708	DIS	0.028708	DIS	---	---	4.667	TRC	8	TRC	4.667	TRC	<0.000100	<0.000100	<0.000100	---	---
Sodium	mg/l	---	---	---	---	---	---	---	---	---	---	---	---	---	---	---	13.2	---	---	---
Thallium	mg/l	---	---	---	---	0.7	DIS	0.15	DIS	0.075	TRC	0.001	TRC	0.075	TRC	<0.00040	0.00040 j	---	---	---
Zinc	mg/l	25	TRC	3.2687	DIS	0.3445	DIS	0.3445	DIS	280	TRC	5.106	TRC	280	TRC	0.0056	0.0066	0.0069	---	---
Other																				
Anions (Laboratory)	meq/l	---	---	---	---	---	---	---	---	---	---	---	---	---	---	8.11	---	---	---	---
Cations (Laboratory)	meq/l	---	---	---	---	---	---	---	---	---	---	---	---	---	---	7.70	---	---	---	---
Ion Balance (Laboratory)	%	---	---	---	---	---	---	---	---	---	---	---	---	---	---	-2.59	---	---	---	---
Total Dissolved Solids (Calc by Lab)	mg/l	---	---	---	---	---	---	---	---	---	---	---	---	---	---	440	---	---	---	---

The hardness value used for calculation of hardness-dependent standards is the hardness of the sample itself, not the hardness of a receiving water.
* Detection limit exceeds standard
‡ For comparison only - no analysis exists

Station Name	Hidden Spring
Sample ID	RESE-1001082
Sample Date	5/24/2004 9:00:00 AM
Basin	Lower Queen Creek Watershed
Sub-basin	unknown
QC Type	Original data

Surface Water Hydrochemical Data

MONTGOMERY & ASSOCIATES

Parameters and Constituents		Standards														Results				
Name	Units	AZ Agricultural Livestock Watering		AZ Aquatic and Wildlife - Ephemeral Acute		AZ Aquatic and Wildlife - Warm Water Acute		AZ Aquatic and Wildlife - Warm Water Chronic		AZ Full Body Contact		AZ Fish Consumption		AZ Partial Body Contact		Dissolved Results	Total Results	Total Recoverable Results	Field Results	Use Exceeded
		Standard	Fraction	Standard	Fraction	Standard	Fraction	Standard	Fraction	Standard	Fraction	Standard	Fraction	Standard	Fraction					
Bacteria																				
E. Coli	MPN/100ml	---	---	---	---	---	---	---	---	235	---	---	---	575	---	---	900.0	---	---	AZ Full Body Contact AZ Partial Body Contact
Total Coliforms	MPN/100ml	---	---	---	---	---	---	---	---	---	---	---	---	---	---	---	900	---	---	---
Field Parameters																				
Dissolved oxygen	mg/l	---	---	---	---	6	---	6	---	---	---	---	---	---	---	---	---	---	17.80	---
Flow Rate	gallons/minute	---	---	---	---	---	---	---	---	---	---	---	---	---	---	---	---	---	<0.1	---
pH (Field)	s.u.	6.5 - 9	---	6.5 - 9	---	6.5 - 9	---	6.5 - 9	---	6.5 - 9	---	---	---	6.5 - 9	---	---	---	---	7.40	---
Specific Conductance (Field)	uS/cm	---	---	---	---	---	---	---	---	---	---	---	---	---	---	---	---	---	716.0	---
Temperature (Field)	Deg C	---	---	---	---	---	---	---	---	---	---	---	---	---	---	---	---	---	17.6	---
Turbidity (Field)	NTUs	---	---	---	---	---	---	---	---	---	---	---	---	---	---	---	---	---	0.99	---
Inorganics																				
Alkalinity (as CaCO3)	mg/l	---	---	---	---	---	---	---	---	---	---	---	---	---	---	---	331	---	---	---
Bicarbonate (Calculated by M&A)	mg/l	---	---	---	---	---	---	---	---	---	---	---	---	---	---	---	404	---	---	---
Bicarbonate Alkalinity (as CaCO3)	mg/l	---	---	---	---	---	---	---	---	---	---	---	---	---	---	---	331	---	---	---
Bromide	mg/l	---	---	---	---	---	---	---	---	---	---	---	---	---	---	---	0.140	---	---	---
Carbonate (Calculated by M&A)	mg/l	---	---	---	---	---	---	---	---	---	---	---	---	---	---	---	--	---	---	---
Carbonate Alkalinity (as CaCO3)	mg/l	---	---	---	---	---	---	---	---	---	---	---	---	---	---	---	<1.00	---	---	---
Chloride	mg/l	---	---	---	---	---	---	---	---	---	---	---	---	---	---	---	11.8	---	---	---
Cyanide, Total	mg/l	---	---	---	---	---	---	---	---	---	---	---	---	---	---	---	<0.010	---	---	---
Fluoride	mg/l	---	---	---	---	---	---	---	---	140	---	---	---	140	---	---	0.240	---	---	---
Hardness (as CaCO3)	mg/l	---	---	---	---	---	---	---	---	---	---	---	---	---	---	---	366	---	---	---
Nitrate as N	mg/l	---	---	---	---	---	---	---	---	3733.33	---	---	---	3733.33	---	---	0.78	---	---	---
Nitrate+Nitrite as N	mg/l	---	---	---	---	---	---	---	---	---	---	---	---	---	---	---	0.78	---	---	---
Nitrate+Nitrite as N (calculated by M&A)	mg/l	---	---	---	---	---	---	---	---	3733.33	---	---	---	3733.33	---	---	0.78	---	---	---
Nitrite as N	mg/l	---	---	---	---	---	---	---	---	233.33	---	---	---	233.33	---	---	<0.10	---	---	---
Orthophosphate as P	mg/l	---	---	---	---	---	---	---	---	---	---	---	---	---	---	---	<0.10	---	---	---
Silica	mg/l	---	---	---	---	---	---	---	---	---	---	---	---	---	---	---	23.7	---	---	---
Sulfate	mg/l	---	---	---	---	---	---	---	---	---	---	---	---	---	---	---	75.9	---	---	---
Sulfide	mg/l	---	---	---	---	---	---	---	---	---	---	---	---	---	---	---	<1.00	---	---	---
Lab Parameters																				
Color	Color Units	---	---	---	---	---	---	---	---	---	---	---	---	---	---	---	<1.0	---	---	---
Total Dissolved Solids (Laboratory)	mg/l	---	---	---	---	---	---	---	---	---	---	---	---	---	---	---	427	---	---	---
Total Suspended Solids	mg/l	---	---	---	---	---	---	---	---	---	---	---	---	---	---	---	<5.00	---	---	---
Metals																				
Aluminum	mg/l	---	---	---	---	---	---	---	---	---	---	---	---	---	---	---	0.0660	---	---	---
Antimony	mg/l	---	---	---	---	0.088	DIS	0.03	DIS	0.747	TRC	0.64	TRC	0.747	TRC	<0.00300	<0.00300	<0.00300	---	---
Arsenic	mg/l	0.2	TRC	0.44	DIS	0.34	DIS	0.15	DIS	0.03	TRC	0.08	TRC	0.28	TRC	<0.00300	<0.00300	<0.00300	---	---
Barium	mg/l	---	---	---	---	---	---	---	---	98	TRC	---	---	98	TRC	0.0265	---	---	---	---
Beryllium	mg/l	---	---	---	---	---	---	---	---	1.867	TRC	0.084	TRC	1.867	TRC	<0.00200	<0.00200	<0.00200	---	---
Boron	mg/l	---	---	---	---	---	---	---	---	186.667	TRC	---	---	186.667	TRC	---	<0.0400	---	---	---
Cadmium	mg/l	0.05	---	0.08038	DIS	0.027737	DIS	0.00138	DIS	0.7	TRC	0.084	TRC	0.7	TRC	<0.000100	<0.000100	<0.000100	---	---
Calcium	mg/l	---	---	---	---	---	---	---	---	---	---	---	---	---	---	---	90.7	---	---	---
Chromium	mg/l	1	---	---	---	---	---	---	---	---	---	---	---	---	---	<0.00600	---	<0.00600	---	---
Chromium, Hexavalent‡	mg/l	---	---	0.034	DIS	0.016	DIS	0.011	DIS	2.8	TRC	0.15	TRC	2.8	TRC	<0.00600	---	<0.00600	---	---
Chromium, Trivalent‡	mg/l	---	---	5.53222	TRC	1.64887	TRC	0.21448	TRC	1400	TRC	75	TRC	1400	TRC	<0.00600	---	<0.00600	---	---
Cobalt	mg/l	---	---	---	---	---	---	---	---	---	---	---	---	---	---	---	<0.00600	---	---	---
Copper	mg/l	0.5	TRC	0.07898	DIS	0.04563	DIS	0.02714	DIS	1.3	TRC	---	---	1.3	TRC	<0.00300	<0.00300	<0.00300	---	---

Station Name	Hidden Spring
Sample ID	RESE-1001082
Sample Date	5/24/2004 9:00:00 AM
Basin	Lower Queen Creek Watershed
Sub-basin	unknown
QC Type	Original data

Surface Water Hydrochemical Data

MONTGOMERY & ASSOCIATES

Parameters and Constituents		Standards														Results				
Name	Units	AZ Agricultural Livestock Watering		AZ Aquatic and Wildlife - Ephemeral Acute		AZ Aquatic and Wildlife - Warm Water Acute		AZ Aquatic and Wildlife - Warm Water Chronic		AZ Full Body Contact		AZ Fish Consumption		AZ Partial Body Contact		Dissolved Results	Total Results	Total Recoverable Results	Field Results	Use Exceeded
		Standard	Fraction	Standard	Fraction	Standard	Fraction	Standard	Fraction	Standard	Fraction	Standard	Fraction	Standard	Fraction					
Metals																				
Iron	mg/l	---	---	---	---	---	---	1	DIS	---	---	---	---	---	---	---	0.0650	---	---	---
Lead	mg/l	0.1	TRC	0.54097	DIS	0.25633	DIS	0.009989	DIS	0.015	TRC	---	---	0.015	TRC	<0.003000	<0.003000	<0.003000	---	---
Magnesium	mg/l	---	---	---	---	---	---	---	---	---	---	---	---	---	---	---	33.9	---	---	---
Manganese	mg/l	---	---	---	---	---	---	---	---	130.66701	---	---	---	130.66701	---	---	---	0.01490	---	---
Mercury	mg/l	0.01	TRC	0.005	DIS	0.0024	DIS	0.00001	DIS	0.28	TRC	---	---	0.28	TRC	<0.00020	<0.00020	---	---	AZ Aquatic and Wildlife - Warm Water Chronic*
Molybdenum	mg/l	---	---	---	---	---	---	---	---	---	---	---	---	---	---	---	0.01350	---	---	---
Nickel	mg/l	---	---	12.46308	DIS	1.40336	DIS	0.15587	DIS	28	TRC	0.511	TRC	28	TRC	<0.01000	---	<0.01000	---	---
Potassium	mg/l	---	---	---	---	---	---	---	---	---	---	---	---	---	---	---	<1.000	---	---	---
Selenium	mg/l	0.05	TRC	0.033	TRC	---	---	0.002	TRC	4.667	TRC	0.667	TRC	4.667	TRC	---	<0.00300	<0.00300	---	AZ Aquatic and Wildlife - Warm Water Chronic*
Silver	mg/l	---	---	0.029964	DIS	0.029964	DIS	---	---	4.667	TRC	8	TRC	4.667	TRC	<0.000100	<0.000100	<0.000100	---	---
Sodium	mg/l	---	---	---	---	---	---	---	---	---	---	---	---	---	---	---	12.7	---	---	---
Thallium	mg/l	---	---	---	---	0.7	DIS	0.15	DIS	0.075	TRC	0.001	TRC	0.075	TRC	<0.00200	<0.00200	---	---	AZ Fish Consumption*
Uranium	mg/l	---	---	---	---	---	---	---	---	2.8	---	---	---	2.8	---	---	0.00070 j	---	---	---
Zinc	mg/l	25	TRC	3.3384	DIS	0.3518	DIS	0.3518	DIS	280	TRC	5.106	TRC	280	TRC	0.0096	0.0079	0.0086	---	---
Other																				
Anions (Laboratory)	meq/l	---	---	---	---	---	---	---	---	---	---	---	---	---	---	---	8.53	---	---	---
Cations (Laboratory)	meq/l	---	---	---	---	---	---	---	---	---	---	---	---	---	---	---	7.88	---	---	---
Ion Balance (Laboratory)	%	---	---	---	---	---	---	---	---	---	---	---	---	---	---	---	-3.96	---	---	---
Total Dissolved Solids (Calc by Lab)	mg/l	---	---	---	---	---	---	---	---	---	---	---	---	---	---	---	454	---	---	---
Radiologicals																				
Gross Alpha	pCi/l	---	---	---	---	---	---	---	---	---	---	---	---	---	---	---	<2.90	---	---	---
Gross Beta	pCi/l	---	---	---	---	---	---	---	---	---	---	---	---	---	---	---	<4.30	---	---	---
Radionuclides																				
Radium 226	pCi/l	---	---	---	---	---	---	---	---	---	---	---	---	---	---	---	<0.60	---	---	---
Radium 226 + Radium 228	pCi/l	---	---	---	---	---	---	---	---	---	---	---	---	---	---	---	--	---	---	---
Radium 228	pCi/l	---	---	---	---	---	---	---	---	---	---	---	---	---	---	---	<1.50	---	---	---

The hardness value used for calculation of hardness-dependent standards is the hardness of the sample itself, not the hardness of a receiving water.

* Detection limit exceeds standard

‡ For comparison only - no analysis exists

Station Name	Hidden Spring
Sample ID	RESE-1001082
Sample Date	5/24/2004 9:00:00 AM
Basin	Lower Queen Creek Watershed
Sub-basin	unknown
QC Type	Laboratory duplicates

Surface Water Hydrochemical Data

MONTGOMERY & ASSOCIATES

Parameters and Constituents		Standards														Results				
Name	Units	AZ Agricultural Livestock Watering		AZ Aquatic and Wildlife - Ephemeral Acute		AZ Aquatic and Wildlife - Warm Water Acute		AZ Aquatic and Wildlife - Warm Water Chronic		AZ Full Body Contact		AZ Fish Consumption		AZ Partial Body Contact		Dissolved Results	Total Results	Total Recoverable Results	Field Results	Use Exceeded
		Standard	Fraction	Standard	Fraction	Standard	Fraction	Standard	Fraction	Standard	Fraction	Standard	Fraction	Standard	Fraction					
Inorganics																				
Nitrate as N	mg/l	---	---	---	---	---	---	---	---	3733.33	---	---	---	3733.33	---	---	<1.00	---	---	---
Nitrate+Nitrite as N	mg/l	---	---	---	---	---	---	---	---	---	---	---	---	---	---	---	<2.00	---	---	---
Nitrate+Nitrite as N (calculated by M&A)	mg/l	---	---	---	---	---	---	---	---	3733.33	---	---	---	3733.33	---	---	--	---	---	---
Nitrite as N	mg/l	---	---	---	---	---	---	---	---	233.33	---	---	---	233.33	---	---	<1.00	---	---	---

The hardness value used for calculation of hardness-dependent standards is the hardness of the sample itself, not the hardness of a receiving water.

Station Name	Hidden Spring
Sample ID	RESE-1001097
Sample Date	8/4/2004 8:55:00 AM
Basin	Lower Queen Creek Watershed
Sub-basin	unknown
QC Type	Original data

Surface Water Hydrochemical Data

MONTGOMERY & ASSOCIATES

Parameters and Constituents		Standards														Results				
Name	Units	AZ Agricultural Livestock Watering		AZ Aquatic and Wildlife - Ephemeral Acute		AZ Aquatic and Wildlife - Warm Water Acute		AZ Aquatic and Wildlife - Warm Water Chronic		AZ Full Body Contact		AZ Fish Consumption		AZ Partial Body Contact		Dissolved Results	Total Results	Total Recoverable Results	Field Results	Use Exceeded
		Standard	Fraction	Standard	Fraction	Standard	Fraction	Standard	Fraction	Standard	Fraction	Standard	Fraction	Standard	Fraction					
Bacteria																				
E. Coli	MPN/100ml	---	---	---	---	---	---	---	---	235	---	---	---	575	---	---	1600.0	---	---	AZ Full Body Contact AZ Partial Body Contact
Total Coliforms	MPN/100ml	---	---	---	---	---	---	---	---	---	---	---	---	---	---	---	1600 ge	---	---	---
Field Parameters																				
Dissolved oxygen	mg/l	---	---	---	---	6	---	6	---	---	---	---	---	---	---	---	---	---	0.11	AZ Aquatic and Wildlife - Warm Water Acute† AZ Aquatic and Wildlife - Warm Water Chronic†
Flow Rate	gallons/minute	---	---	---	---	---	---	---	---	---	---	---	---	---	---	---	---	---	<0.1	---
pH (Field)	s.u.	6.5 - 9	---	6.5 - 9	---	6.5 - 9	---	6.5 - 9	---	6.5 - 9	---	---	---	6.5 - 9	---	---	---	---	7.80	---
Specific Conductance (Field)	uS/cm	---	---	---	---	---	---	---	---	---	---	---	---	---	---	---	---	---	342.0	---
Temperature (Field)	Deg C	---	---	---	---	---	---	---	---	---	---	---	---	---	---	---	---	---	23.3	---
Turbidity (Field)	NTUs	---	---	---	---	---	---	---	---	---	---	---	---	---	---	---	---	---	5.22	---
Inorganics																				
Alkalinity (as CaCO3)	mg/l	---	---	---	---	---	---	---	---	---	---	---	---	---	---	---	359	---	---	---
Bicarbonate (Calculated by M&A)	mg/l	---	---	---	---	---	---	---	---	---	---	---	---	---	---	---	438	---	---	---
Bicarbonate Alkalinity (as CaCO3)	mg/l	---	---	---	---	---	---	---	---	---	---	---	---	---	---	---	359	---	---	---
Bromide	mg/l	---	---	---	---	---	---	---	---	---	---	---	---	---	---	---	0.140	---	---	---
Carbonate (Calculated by M&A)	mg/l	---	---	---	---	---	---	---	---	---	---	---	---	---	---	---	--	---	---	---
Carbonate Alkalinity (as CaCO3)	mg/l	---	---	---	---	---	---	---	---	---	---	---	---	---	---	---	<1.00	---	---	---
Chloride	mg/l	---	---	---	---	---	---	---	---	---	---	---	---	---	---	---	12.2	---	---	---
Fluoride	mg/l	---	---	---	---	---	---	---	---	140	---	---	---	140	---	---	0.220	---	---	---
Hardness (as CaCO3)	mg/l	---	---	---	---	---	---	---	---	---	---	---	---	---	---	---	376	---	---	---
Nitrate as N	mg/l	---	---	---	---	---	---	---	---	3733.33	---	---	---	3733.33	---	---	<0.10	---	---	---
Nitrate+Nitrite as N	mg/l	---	---	---	---	---	---	---	---	---	---	---	---	---	---	---	<0.20	---	---	---
Nitrate+Nitrite as N (calculated by M&A)	mg/l	---	---	---	---	---	---	---	---	3733.33	---	---	---	3733.33	---	---	--	---	---	---
Nitrite as N	mg/l	---	---	---	---	---	---	---	---	233.33	---	---	---	233.33	---	---	<0.10	---	---	---
Ortho-Phosphate	mg/l	---	---	---	---	---	---	---	---	---	---	---	---	---	---	---	<0.50	---	---	---
Silica	mg/l	---	---	---	---	---	---	---	---	---	---	---	---	---	---	---	25.1	---	---	---
Sulfate	mg/l	---	---	---	---	---	---	---	---	---	---	---	---	---	---	---	76.2	---	---	---
Sulfide	mg/l	---	---	---	---	---	---	---	---	---	---	---	---	---	---	---	<1.00	---	---	---
Lab Parameters																				
Color	Color Units	---	---	---	---	---	---	---	---	---	---	---	---	---	---	---	19.0	---	---	---
Total Dissolved Solids (Laboratory)	mg/l	---	---	---	---	---	---	---	---	---	---	---	---	---	---	---	435	---	---	---
Total Suspended Solids	mg/l	---	---	---	---	---	---	---	---	---	---	---	---	---	---	---	10.00	---	---	---
Metals																				
Aluminum	mg/l	---	---	---	---	---	---	---	---	---	---	---	---	---	---	---	0.0590	---	---	---
Antimony	mg/l	---	---	---	---	0.088	DIS	0.03	DIS	0.747	TRC	0.64	TRC	0.747	TRC	<0.00300	<0.00300	<0.00300	---	---
Arsenic	mg/l	0.2	TRC	0.44	DIS	0.34	DIS	0.15	DIS	0.03	TRC	0.08	TRC	0.28	TRC	<0.00300	<0.00300	<0.00300	---	---
Barium	mg/l	---	---	---	---	---	---	---	---	98	TRC	---	---	98	TRC	0.0278	---	---	---	---
Beryllium	mg/l	---	---	---	---	---	---	---	---	1.867	TRC	0.084	TRC	1.867	TRC	<0.00200	<0.00200	<0.00200	---	---
Boron	mg/l	---	---	---	---	---	---	---	---	186.667	TRC	---	---	186.667	TRC	---	<0.0400	---	---	---
Cadmium	mg/l	0.05	---	0.082508	DIS	0.028471	DIS	0.001406	DIS	0.7	TRC	0.084	TRC	0.7	TRC	<0.000100	<0.000100	<0.000100	---	---
Calcium	mg/l	---	---	---	---	---	---	---	---	---	---	---	---	---	---	---	91.6	---	---	---
Chromium	mg/l	1	---	---	---	---	---	---	---	---	---	---	---	---	---	<0.00600	---	<0.00600	---	---
Chromium, Hexavalent‡	mg/l	---	---	0.034	DIS	0.016	DIS	0.011	DIS	2.8	TRC	0.15	TRC	2.8	TRC	<0.00600	---	<0.00600	---	---
Chromium, Trivalent‡	mg/l	---	---	5.65571	TRC	1.68567	TRC	0.21927	TRC	1400	TRC	75	TRC	1400	TRC	<0.00600	---	<0.00600	---	---
Cobalt	mg/l	---	---	---	---	---	---	---	---	---	---	---	---	---	---	---	<0.00600	---	---	---
Copper	mg/l	0.5	TRC	0.08102	DIS	0.04681	DIS	0.02777	DIS	1.3	TRC	---	---	1.3	TRC	<0.00300	<0.00300	0.00340	---	---

Station Name	Hidden Spring
Sample ID	RESE-1001097
Sample Date	8/4/2004 8:55:00 AM
Basin	Lower Queen Creek Watershed
Sub-basin	unknown
QC Type	Original data

Surface Water Hydrochemical Data

MONTGOMERY & ASSOCIATES

Parameters and Constituents		Standards														Results				
Name	Units	AZ Agricultural Livestock Watering		AZ Aquatic and Wildlife - Ephemeral Acute		AZ Aquatic and Wildlife - Warm Water Acute		AZ Aquatic and Wildlife - Warm Water Chronic		AZ Full Body Contact		AZ Fish Consumption		AZ Partial Body Contact		Dissolved Results	Total Results	Total Recoverable Results	Field Results	Use Exceeded
		Standard	Fraction	Standard	Fraction	Standard	Fraction	Standard	Fraction	Standard	Fraction	Standard	Fraction	Standard	Fraction					
Metals																				
Iron	mg/l	---	---	---	---	---	---	1	DIS	---	---	---	---	---	---	---	0.4750	---	---	---
Lead	mg/l	0.1	TRC	0.556202	DIS	0.263547	DIS	0.01027	DIS	0.015	TRC	---	---	0.015	TRC	<0.003000	<0.003000	<0.003000	---	---
Magnesium	mg/l	---	---	---	---	---	---	---	---	---	---	---	---	---	---	---	35.8	---	---	---
Manganese	mg/l	---	---	---	---	---	---	---	---	130.66701	---	---	---	130.66701	---	---	---	0.04950	---	---
Mercury	mg/l	0.01	TRC	0.005	DIS	0.0024	DIS	0.00001	DIS	0.28	TRC	---	---	0.28	TRC	<0.00020	<0.00020	---	---	AZ Aquatic and Wildlife - Warm Water Chronic*
Molybdenum	mg/l	---	---	---	---	---	---	---	---	---	---	---	---	---	---	---	0.01130	---	---	---
Nickel	mg/l	---	---	12.75056	DIS	1.43573	DIS	0.15947	DIS	28	TRC	0.511	TRC	28	TRC	<0.01000	---	<0.01000	---	---
Potassium	mg/l	---	---	---	---	---	---	---	---	---	---	---	---	---	---	---	<1.000	---	---	---
Selenium	mg/l	0.05	TRC	0.033	TRC	---	---	0.002	TRC	4.667	TRC	0.667	TRC	4.667	TRC	---	<0.00300	<0.00300	---	AZ Aquatic and Wildlife - Warm Water Chronic*
Silver	mg/l	---	---	0.031386	DIS	0.031386	DIS	---	---	4.667	TRC	8	TRC	4.667	TRC	<0.000100	<0.000100	<0.000100	---	---
Sodium	mg/l	---	---	---	---	---	---	---	---	---	---	---	---	---	---	---	13.8	---	---	---
Thallium	mg/l	---	---	---	---	0.7	DIS	0.15	DIS	0.075	TRC	0.001	TRC	0.075	TRC	<0.00200	<0.00200	---	---	AZ Fish Consumption*
Zinc	mg/l	25	TRC	3.4156	DIS	0.3599	DIS	0.3599	DIS	280	TRC	5.106	TRC	280	TRC	<0.0050	0.0054	<0.0050	---	---
Other																				
Anions (Laboratory)	meq/l	---	---	---	---	---	---	---	---	---	---	---	---	---	---	---	9.11	---	---	---
Cations (Laboratory)	meq/l	---	---	---	---	---	---	---	---	---	---	---	---	---	---	---	8.15	---	---	---
Ion Balance (Laboratory)	%	---	---	---	---	---	---	---	---	---	---	---	---	---	---	---	-5.56	---	---	---
Total Dissolved Solids (Calc by Lab)	mg/l	---	---	---	---	---	---	---	---	---	---	---	---	---	---	---	478	---	---	---

The hardness value used for calculation of hardness-dependent standards is the hardness of the sample itself, not the hardness of a receiving water.
* Detection limit exceeds standard
† Exceedance is considered less than regulatory limit
‡ For comparison only - no analysis exists

Station Name	Hidden Spring
Sample ID	RESE-1001162
Sample Date	11/3/2004 11:20:00 AM
Basin	Lower Queen Creek Watershed
Sub-basin	unknown
QC Type	Original data

Surface Water Hydrochemical Data

MONTGOMERY & ASSOCIATES

Parameters and Constituents		Standards														Results				
Name	Units	AZ Agricultural Livestock Watering		AZ Aquatic and Wildlife - Ephemeral Acute		AZ Aquatic and Wildlife - Warm Water Acute		AZ Aquatic and Wildlife - Warm Water Chronic		AZ Full Body Contact		AZ Fish Consumption		AZ Partial Body Contact		Dissolved Results	Total Results	Total Recoverable Results	Field Results	Use Exceeded
		Standard	Fraction	Standard	Fraction	Standard	Fraction	Standard	Fraction	Standard	Fraction	Standard	Fraction	Standard	Fraction					
Bacteria																				
E. Coli	MPN/100ml	---	---	---	---	---	---	---	---	235	---	---	---	575	---	---	110.0	---	---	---
Total Coliforms	MPN/100ml	---	---	---	---	---	---	---	---	---	---	---	---	---	---	---	900	---	---	---
Field Parameters																				
Dissolved oxygen	mg/l	---	---	---	---	6	---	6	---	---	---	---	---	---	---	---	---	---	0.56	AZ Aquatic and Wildlife - Warm Water Acute† AZ Aquatic and Wildlife - Warm Water Chronic†
Flow Rate	gallons/minute	---	---	---	---	---	---	---	---	---	---	---	---	---	---	---	---	---	<0.1	---
pH (Field)	s.u.	6.5 - 9	---	6.5 - 9	---	6.5 - 9	---	6.5 - 9	---	6.5 - 9	---	---	---	6.5 - 9	---	---	---	---	7.40	---
Specific Conductance (Field)	uS/cm	---	---	---	---	---	---	---	---	---	---	---	---	---	---	---	---	---	694.0	---
Temperature (Field)	Deg C	---	---	---	---	---	---	---	---	---	---	---	---	---	---	---	---	---	15.6	---
Turbidity (Field)	NTUs	---	---	---	---	---	---	---	---	---	---	---	---	---	---	---	---	---	1.36	---
Inorganics																				
Alkalinity (as CaCO3)	mg/l	---	---	---	---	---	---	---	---	---	---	---	---	---	---	---	346	---	---	---
Bicarbonate (Calculated by M&A)	mg/l	---	---	---	---	---	---	---	---	---	---	---	---	---	---	---	422	---	---	---
Bicarbonate Alkalinity (as CaCO3)	mg/l	---	---	---	---	---	---	---	---	---	---	---	---	---	---	---	346	---	---	---
Bromide	mg/l	---	---	---	---	---	---	---	---	---	---	---	---	---	---	---	0.130	---	---	---
Carbonate (Calculated by M&A)	mg/l	---	---	---	---	---	---	---	---	---	---	---	---	---	---	---	--	---	---	---
Carbonate Alkalinity (as CaCO3)	mg/l	---	---	---	---	---	---	---	---	---	---	---	---	---	---	---	<1.00	---	---	---
Chloride	mg/l	---	---	---	---	---	---	---	---	---	---	---	---	---	---	---	11.2	---	---	---
Fluoride	mg/l	---	---	---	---	---	---	---	---	140	---	---	---	140	---	---	0.200	---	---	---
Hardness (as CaCO3)	mg/l	---	---	---	---	---	---	---	---	---	---	---	---	---	---	---	351	---	---	---
Nitrate as N	mg/l	---	---	---	---	---	---	---	---	3733.33	---	---	---	3733.33	---	---	0.19	---	---	---
Nitrate+Nitrite as N	mg/l	---	---	---	---	---	---	---	---	---	---	---	---	---	---	---	<0.20	---	---	---
Nitrate+Nitrite as N (calculated by M&A)	mg/l	---	---	---	---	---	---	---	---	3733.33	---	---	---	3733.33	---	---	0.19	---	---	---
Nitrite as N	mg/l	---	---	---	---	---	---	---	---	233.33	---	---	---	233.33	---	---	<0.10	---	---	---
Ortho-Phosphate	mg/l	---	---	---	---	---	---	---	---	---	---	---	---	---	---	---	<0.50	---	---	---
Silica	mg/l	---	---	---	---	---	---	---	---	---	---	---	---	---	---	---	27.3	---	---	---
Sulfate	mg/l	---	---	---	---	---	---	---	---	---	---	---	---	---	---	---	74.5	---	---	---
Sulfide	mg/l	---	---	---	---	---	---	---	---	---	---	---	---	---	---	---	<1.00	---	---	---
Lab Parameters																				
Color	Color Units	---	---	---	---	---	---	---	---	---	---	---	---	---	---	---	<1.0	---	---	---
Total Dissolved Solids (Laboratory)	mg/l	---	---	---	---	---	---	---	---	---	---	---	---	---	---	---	420	---	---	---
Total Suspended Solids	mg/l	---	---	---	---	---	---	---	---	---	---	---	---	---	---	---	<5.00	---	---	---
Metals																				
Aluminum	mg/l	---	---	---	---	---	---	---	---	---	---	---	---	---	---	---	0.0280	---	---	---
Antimony	mg/l	---	---	---	---	0.088	DIS	0.03	DIS	0.747	TRC	0.64	TRC	0.747	TRC	<0.00300	<0.00300	<0.00300	---	---
Arsenic	mg/l	0.2	TRC	0.44	DIS	0.34	DIS	0.15	DIS	0.03	TRC	0.08	TRC	0.28	TRC	<0.00300	<0.00300	<0.00300	---	---
Barium	mg/l	---	---	---	---	---	---	---	---	98	TRC	---	---	98	TRC	0.0267	---	---	---	---
Beryllium	mg/l	---	---	---	---	---	---	---	---	1.867	TRC	0.084	TRC	1.867	TRC	<0.00200	<0.00200	<0.00200	---	---
Boron	mg/l	---	---	---	---	---	---	---	---	186.667	TRC	---	---	186.667	TRC	---	0.0430	---	---	---
Cadmium	mg/l	0.05	---	0.077184	DIS	0.026634	DIS	0.001341	DIS	0.7	TRC	0.084	TRC	0.7	TRC	<0.000100	<0.000100	<0.000100	---	---
Calcium	mg/l	---	---	---	---	---	---	---	---	---	---	---	---	---	---	---	84.6	---	---	---
Chromium	mg/l	1	---	---	---	---	---	---	---	---	---	---	---	---	---	<0.00600	---	<0.00600	---	---
Chromium, Hexavalent‡	mg/l	---	---	0.034	DIS	0.016	DIS	0.011	DIS	2.8	TRC	0.15	TRC	2.8	TRC	<0.00600	---	<0.00600	---	---
Chromium, Trivalent‡	mg/l	---	---	5.34582	TRC	1.59331	TRC	0.20726	TRC	1400	TRC	75	TRC	1400	TRC	<0.00600	---	<0.00600	---	---
Cobalt	mg/l	---	---	---	---	---	---	---	---	---	---	---	---	---	---	---	<0.00600	---	---	---
Copper	mg/l	0.5	TRC	0.07593	DIS	0.04387	DIS	0.02619	DIS	1.3	TRC	---	---	1.3	TRC	<0.00300	<0.00300	<0.00300	---	---

Station Name	Hidden Spring
Sample ID	RESE-1001162
Sample Date	11/3/2004 11:20:00 AM
Basin	Lower Queen Creek Watershed
Sub-basin	unknown
QC Type	Original data

Surface Water Hydrochemical Data

MONTGOMERY & ASSOCIATES

Parameters and Constituents		Standards														Results				
Name	Units	AZ Agricultural Livestock Watering		AZ Aquatic and Wildlife - Ephemeral Acute		AZ Aquatic and Wildlife - Warm Water Acute		AZ Aquatic and Wildlife - Warm Water Chronic		AZ Full Body Contact		AZ Fish Consumption		AZ Partial Body Contact		Dissolved Results	Total Results	Total Recoverable Results	Field Results	Use Exceeded
		Standard	Fraction	Standard	Fraction	Standard	Fraction	Standard	Fraction	Standard	Fraction	Standard	Fraction	Standard	Fraction					
Metals																				
Iron	mg/l	---	---	---	---	---	---	1	DIS	---	---	---	---	---	---	---	0.1340	---	---	---
Lead	mg/l	0.1	TRC	0.518102	DIS	0.245494	DIS	0.009567	DIS	0.015	TRC	---	---	0.015	TRC	<0.003000	<0.003000	<0.003000	---	---
Magnesium	mg/l	---	---	---	---	---	---	---	---	---	---	---	---	---	---	---	33.9	---	---	---
Manganese	mg/l	---	---	---	---	---	---	---	---	130.66701	---	---	---	130.66701	---	---	---	0.03630	---	---
Mercury	mg/l	0.01	TRC	0.005	DIS	0.0024	DIS	0.00001	DIS	0.28	TRC	---	---	0.28	TRC	<0.00020	<0.00020	---	---	AZ Aquatic and Wildlife - Warm Water Chronic*
Molybdenum	mg/l	---	---	---	---	---	---	---	---	---	---	---	---	---	---	---	0.01300	---	---	---
Nickel	mg/l	---	---	12.02957	DIS	1.35455	DIS	0.15045	DIS	28	TRC	0.511	TRC	28	TRC	<0.01000	---	<0.01000	---	---
Potassium	mg/l	---	---	---	---	---	---	---	---	---	---	---	---	---	---	---	<1.000	---	---	---
Selenium	mg/l	0.05	TRC	0.033	TRC	---	---	0.002	TRC	4.667	TRC	0.667	TRC	4.667	TRC	---	<0.00300	<0.00300	---	AZ Aquatic and Wildlife - Warm Water Chronic*
Silver	mg/l	---	---	0.027883	DIS	0.027883	DIS	---	---	4.667	TRC	8	TRC	4.667	TRC	<0.000100	<0.000100	<0.000100	---	---
Sodium	mg/l	---	---	---	---	---	---	---	---	---	---	---	---	---	---	---	13.1	---	---	---
Thallium	mg/l	---	---	---	---	0.7	DIS	0.15	DIS	0.075	TRC	0.001	TRC	0.075	TRC	<0.00200	<0.00200	---	---	AZ Fish Consumption*
Zinc	mg/l	25	TRC	3.2221	DIS	0.3395	DIS	0.3395	DIS	280	TRC	5.106	TRC	280	TRC	<0.0050	0.0071	0.0078	---	---
Other																				
Anions (Laboratory)	meq/l	---	---	---	---	---	---	---	---	---	---	---	---	---	---	---	8.79	---	---	---
Cations (Laboratory)	meq/l	---	---	---	---	---	---	---	---	---	---	---	---	---	---	---	7.58	---	---	---
Ion Balance (Laboratory)	%	---	---	---	---	---	---	---	---	---	---	---	---	---	---	---	-7.40	---	---	---
Total Dissolved Solids (Calc by Lab)	mg/l	---	---	---	---	---	---	---	---	---	---	---	---	---	---	---	460	---	---	---

The hardness value used for calculation of hardness-dependent standards is the hardness of the sample itself, not the hardness of a receiving water.
* Detection limit exceeds standard
† Exceedance is considered less than regulatory limit
‡ For comparison only - no analysis exists

Station Name	Hidden Spring
Sample ID	RESE-1001187
Sample Date	2/9/2005 11:50:00 AM
Basin	Lower Queen Creek Watershed
Sub-basin	unknown
QC Type	Original data

Surface Water Hydrochemical Data

MONTGOMERY & ASSOCIATES

Parameters and Constituents		Standards														Results				
Name	Units	AZ Agricultural Livestock Watering		AZ Aquatic and Wildlife - Ephemeral Acute		AZ Aquatic and Wildlife - Warm Water Acute		AZ Aquatic and Wildlife - Warm Water Chronic		AZ Full Body Contact		AZ Fish Consumption		AZ Partial Body Contact		Dissolved Results	Total Results	Total Recoverable Results	Field Results	Use Exceeded
		Standard	Fraction	Standard	Fraction	Standard	Fraction	Standard	Fraction	Standard	Fraction	Standard	Fraction	Standard	Fraction					
Bacteria																				
E. Coli	MPN/100ml	---	---	---	---	---	---	---	---	235	---	---	---	575	---	---	<2.0	---	---	---
Total Coliforms	MPN/100ml	---	---	---	---	---	---	---	---	---	---	---	---	---	---	---	70	---	---	---
Field Parameters																				
Dissolved oxygen	mg/l	---	---	---	---	6	---	6	---	---	---	---	---	---	---	---	---	---	5.56	AZ Aquatic and Wildlife - Warm Water Acute† AZ Aquatic and Wildlife - Warm Water Chronic†
Flow Rate	gallons/minute	---	---	---	---	---	---	---	---	---	---	---	---	---	---	---	---	---	<0.1	---
pH (Field)	s.u.	6.5 - 9	---	6.5 - 9	---	6.5 - 9	---	6.5 - 9	---	6.5 - 9	---	---	---	6.5 - 9	---	---	---	---	7.50	---
Specific Conductance (Field)	uS/cm	---	---	---	---	---	---	---	---	---	---	---	---	---	---	---	---	---	709.0	---
Temperature (Field)	Deg C	---	---	---	---	---	---	---	---	---	---	---	---	---	---	---	---	---	14.9	---
Turbidity (Field)	NTUs	---	---	---	---	---	---	---	---	---	---	---	---	---	---	---	---	---	4.10	---
Inorganics																				
Alkalinity (as CaCO3)	mg/l	---	---	---	---	---	---	---	---	---	---	---	---	---	---	---	292	---	---	---
Bicarbonate (Calculated by M&A)	mg/l	---	---	---	---	---	---	---	---	---	---	---	---	---	---	---	356	---	---	---
Bicarbonate Alkalinity (as CaCO3)	mg/l	---	---	---	---	---	---	---	---	---	---	---	---	---	---	---	292	---	---	---
Bromide	mg/l	---	---	---	---	---	---	---	---	---	---	---	---	---	---	---	0.179	---	---	---
Carbonate (Calculated by M&A)	mg/l	---	---	---	---	---	---	---	---	---	---	---	---	---	---	---	--	---	---	---
Carbonate Alkalinity (as CaCO3)	mg/l	---	---	---	---	---	---	---	---	---	---	---	---	---	---	---	<1.00	---	---	---
Chloride	mg/l	---	---	---	---	---	---	---	---	---	---	---	---	---	---	---	11.6	---	---	---
Fluoride	mg/l	---	---	---	---	---	---	---	---	140	---	---	---	140	---	---	0.254	---	---	---
Hardness (as CaCO3)	mg/l	---	---	---	---	---	---	---	---	---	---	---	---	---	---	---	348	---	---	---
Nitrate as N	mg/l	---	---	---	---	---	---	---	---	3733.33	---	---	---	3733.33	---	---	1.30	---	---	---
Nitrate+Nitrite as N	mg/l	---	---	---	---	---	---	---	---	---	---	---	---	---	---	---	1.30	---	---	---
Nitrate+Nitrite as N (calculated by M&A)	mg/l	---	---	---	---	---	---	---	---	3733.33	---	---	---	3733.33	---	---	1.30	---	---	---
Nitrite as N	mg/l	---	---	---	---	---	---	---	---	233.33	---	---	---	233.33	---	---	<0.10	---	---	---
Ortho-Phosphate	mg/l	---	---	---	---	---	---	---	---	---	---	---	---	---	---	---	<0.50	---	---	---
Silica	mg/l	---	---	---	---	---	---	---	---	---	---	---	---	---	---	---	24.3	---	---	---
Sulfate	mg/l	---	---	---	---	---	---	---	---	---	---	---	---	---	---	---	74.3	---	---	---
Sulfide	mg/l	---	---	---	---	---	---	---	---	---	---	---	---	---	---	---	<1.00	---	---	---
Lab Parameters																				
Color	Color Units	---	---	---	---	---	---	---	---	---	---	---	---	---	---	---	<1.0	---	---	---
Total Dissolved Solids (Laboratory)	mg/l	---	---	---	---	---	---	---	---	---	---	---	---	---	---	---	431	---	---	---
Total Suspended Solids	mg/l	---	---	---	---	---	---	---	---	---	---	---	---	---	---	---	<5.00	---	---	---
Metals																				
Aluminum	mg/l	---	---	---	---	---	---	---	---	---	---	---	---	---	---	---	<0.0300	---	---	---
Antimony	mg/l	---	---	---	---	0.088	DIS	0.03	DIS	0.747	TRC	0.64	TRC	0.747	TRC	<0.00300	<0.00300	<0.00300	---	---
Arsenic	mg/l	0.2	TRC	0.44	DIS	0.34	DIS	0.15	DIS	0.03	TRC	0.08	TRC	0.28	TRC	<0.00300	<0.00300	<0.00300	---	---
Barium	mg/l	---	---	---	---	---	---	---	---	98	TRC	---	---	98	TRC	0.0226	---	---	---	---
Beryllium	mg/l	---	---	---	---	---	---	---	---	1.867	TRC	0.084	TRC	1.867	TRC	<0.00200	<0.00200	<0.00200	---	---
Boron	mg/l	---	---	---	---	---	---	---	---	186.667	TRC	---	---	186.667	TRC	---	<0.0400	---	---	---
Cadmium	mg/l	0.05	---	0.076544	DIS	0.026413	DIS	0.001333	DIS	0.7	TRC	0.084	TRC	0.7	TRC	<0.000200	<0.000200	<0.000200	---	---
Calcium	mg/l	---	---	---	---	---	---	---	---	---	---	---	---	---	---	---	86.7	---	---	---
Chromium	mg/l	1	---	---	---	---	---	---	---	---	---	---	---	---	---	<0.00600	---	<0.00600	---	---
Chromium, Hexavalent‡	mg/l	---	---	0.034	DIS	0.016	DIS	0.011	DIS	2.8	TRC	0.15	TRC	2.8	TRC	<0.00600	---	<0.00600	---	---
Chromium, Trivalent‡	mg/l	---	---	5.30837	TRC	1.58215	TRC	0.20581	TRC	1400	TRC	75	TRC	1400	TRC	<0.00600	---	<0.00600	---	---
Cobalt	mg/l	---	---	---	---	---	---	---	---	---	---	---	---	---	---	---	<0.00600	---	---	---
Copper	mg/l	0.5	TRC	0.07532	DIS	0.04352	DIS	0.02599	DIS	1.3	TRC	---	---	1.3	TRC	<0.01000	<0.01000	<0.01000	---	---

Station Name	Hidden Spring
Sample ID	RESE-1001187
Sample Date	2/9/2005 11:50:00 AM
Basin	Lower Queen Creek Watershed
Sub-basin	unknown
QC Type	Original data

Surface Water Hydrochemical Data

MONTGOMERY & ASSOCIATES

Parameters and Constituents		Standards														Results				
Name	Units	AZ Agricultural Livestock Watering		AZ Aquatic and Wildlife - Ephemeral Acute		AZ Aquatic and Wildlife - Warm Water Acute		AZ Aquatic and Wildlife - Warm Water Chronic		AZ Full Body Contact		AZ Fish Consumption		AZ Partial Body Contact		Dissolved Results	Total Results	Total Recoverable Results	Field Results	Use Exceeded
		Standard	Fraction	Standard	Fraction	Standard	Fraction	Standard	Fraction	Standard	Fraction	Standard	Fraction	Standard	Fraction					
Metals																				
Iron	mg/l	---	---	---	---	---	---	1	DIS	---	---	---	---	---	---	---	<0.0600	---	---	---
Lead	mg/l	0.1	TRC	0.513525	DIS	0.243325	DIS	0.009482	DIS	0.015	TRC	---	---	0.015	TRC	<0.003000	<0.003000	<0.003000	---	---
Magnesium	mg/l	---	---	---	---	---	---	---	---	---	---	---	---	---	---	---	32.0	---	---	---
Manganese	mg/l	---	---	---	---	---	---	---	---	130.66701	---	---	---	130.66701	---	---	---	<0.00400	---	---
Mercury	mg/l	0.01	TRC	0.005	DIS	0.0024	DIS	0.00001	DIS	0.28	TRC	---	---	0.28	TRC	<0.00020	<0.00020	---	---	AZ Aquatic and Wildlife - Warm Water Chronic*
Molybdenum	mg/l	---	---	---	---	---	---	---	---	---	---	---	---	---	---	---	<0.00800	---	---	---
Nickel	mg/l	---	---	11.94253	DIS	1.34475	DIS	0.14936	DIS	28	TRC	0.511	TRC	28	TRC	<0.01000	---	<0.01000	---	---
Potassium	mg/l	---	---	---	---	---	---	---	---	---	---	---	---	---	---	---	<0.500	---	---	---
Selenium	mg/l	0.05	TRC	0.033	TRC	---	---	0.002	TRC	4.667	TRC	0.667	TRC	4.667	TRC	---	<0.00300	<0.00300	---	AZ Aquatic and Wildlife - Warm Water Chronic*
Silver	mg/l	---	---	0.027475	DIS	0.027475	DIS	---	---	4.667	TRC	8	TRC	4.667	TRC	<0.000100	<0.000100	<0.000100	---	---
Sodium	mg/l	---	---	---	---	---	---	---	---	---	---	---	---	---	---	---	12.3	---	---	---
Thallium	mg/l	---	---	---	---	0.7	DIS	0.15	DIS	0.075	TRC	0.001	TRC	0.075	TRC	<0.00200	<0.00200	---	---	AZ Fish Consumption*
Zinc	mg/l	25	TRC	3.1988	DIS	0.3371	DIS	0.3371	DIS	280	TRC	5.106	TRC	280	TRC	<0.0100	<0.0100	0.0110	---	---
Other																				
Anions (Laboratory)	meq/l	---	---	---	---	---	---	---	---	---	---	---	---	---	---	---	7.72	---	---	---
Cations (Laboratory)	meq/l	---	---	---	---	---	---	---	---	---	---	---	---	---	---	---	7.50	---	---	---
Ion Balance (Laboratory)	%	---	---	---	---	---	---	---	---	---	---	---	---	---	---	---	-1.50	---	---	---
Total Dissolved Solids (Calc by Lab)	mg/l	---	---	---	---	---	---	---	---	---	---	---	---	---	---	---	423	---	---	---

The hardness value used for calculation of hardness-dependent standards is the hardness of the sample itself, not the hardness of a receiving water.
* Detection limit exceeds standard
† Exceedance is considered less than regulatory limit
‡ For comparison only - no analysis exists

Station Name	Hidden Spring
Sample ID	RESE-1001203
Sample Date	5/3/2005
Basin	Lower Queen Creek Watershed
Sub-basin	unknown
QC Type	Field duplicates

Surface Water Hydrochemical Data

MONTGOMERY & ASSOCIATES

Parameters and Constituents		Standards														Results				
Name	Units	AZ Agricultural Livestock Watering		AZ Aquatic and Wildlife - Ephemeral Acute		AZ Aquatic and Wildlife - Warm Water Acute		AZ Aquatic and Wildlife - Warm Water Chronic		AZ Full Body Contact		AZ Fish Consumption		AZ Partial Body Contact		Dissolved Results	Total Results	Total Recoverable Results	Field Results	Use Exceeded
		Standard	Fraction	Standard	Fraction	Standard	Fraction	Standard	Fraction	Standard	Fraction	Standard	Fraction	Standard	Fraction					
Bacteria																				
E. Coli	MPN/100ml	---	---	---	---	---	---	---	---	235	---	---	---	575	---	---	<2.0	---	---	---
Total Coliforms	MPN/100ml	---	---	---	---	---	---	---	---	---	---	---	---	---	---	---	>1600	---	---	---
Inorganics																				
Alkalinity (as CaCO3)	mg/l	---	---	---	---	---	---	---	---	---	---	---	---	---	---	---	277	---	---	---
Bicarbonate (Calculated by M&A)	mg/l	---	---	---	---	---	---	---	---	---	---	---	---	---	---	---	338	---	---	---
Bicarbonate Alkalinity (as CaCO3)	mg/l	---	---	---	---	---	---	---	---	---	---	---	---	---	---	---	277	---	---	---
Bromide	mg/l	---	---	---	---	---	---	---	---	---	---	---	---	---	---	---	0.134	---	---	---
Carbonate (Calculated by M&A)	mg/l	---	---	---	---	---	---	---	---	---	---	---	---	---	---	---	--	---	---	---
Carbonate Alkalinity (as CaCO3)	mg/l	---	---	---	---	---	---	---	---	---	---	---	---	---	---	---	<1.00	---	---	---
Chloride	mg/l	---	---	---	---	---	---	---	---	---	---	---	---	---	---	---	11.0	---	---	---
Fluoride	mg/l	---	---	---	---	---	---	---	---	140	---	---	---	140	---	---	0.230	---	---	---
Hardness (as CaCO3)	mg/l	---	---	---	---	---	---	---	---	---	---	---	---	---	---	---	340	---	---	---
Nitrate as N	mg/l	---	---	---	---	---	---	---	---	3733.33	---	---	---	3733.33	---	---	1.80	---	---	---
Nitrate+Nitrite as N	mg/l	---	---	---	---	---	---	---	---	---	---	---	---	---	---	---	1.80	---	---	---
Nitrate+Nitrite as N (calculated by M&A)	mg/l	---	---	---	---	---	---	---	---	3733.33	---	---	---	3733.33	---	---	1.80	---	---	---
Nitrite as N	mg/l	---	---	---	---	---	---	---	---	233.33	---	---	---	233.33	---	---	<0.10	---	---	---
Ortho-Phosphate	mg/l	---	---	---	---	---	---	---	---	---	---	---	---	---	---	---	<0.50	---	---	---
Silica	mg/l	---	---	---	---	---	---	---	---	---	---	---	---	---	---	---	24.0	---	---	---
Sulfate	mg/l	---	---	---	---	---	---	---	---	---	---	---	---	---	---	---	69.8	---	---	---
Sulfide	mg/l	---	---	---	---	---	---	---	---	---	---	---	---	---	---	---	<1.00	---	---	---
Lab Parameters																				
Color	Color Units	---	---	---	---	---	---	---	---	---	---	---	---	---	---	---	<1.0	---	---	---
Total Dissolved Solids (Laboratory)	mg/l	---	---	---	---	---	---	---	---	---	---	---	---	---	---	---	396	---	---	---
Total Suspended Solids	mg/l	---	---	---	---	---	---	---	---	---	---	---	---	---	---	---	<5.00	---	---	---
Metals																				
Aluminum	mg/l	---	---	---	---	---	---	---	---	---	---	---	---	---	---	---	<0.0300	---	---	---
Antimony	mg/l	---	---	---	---	0.088	DIS	0.03	DIS	0.747	TRC	0.64	TRC	0.747	TRC	<0.00300	<0.00300	<0.00300	---	---
Arsenic	mg/l	0.2	TRC	0.44	DIS	0.34	DIS	0.15	DIS	0.03	TRC	0.08	TRC	0.28	TRC	<0.00300	<0.00300	<0.00300	---	---
Barium	mg/l	---	---	---	---	---	---	---	---	98	TRC	---	---	98	TRC	0.0218	---	---	---	---
Beryllium	mg/l	---	---	---	---	---	---	---	---	1.867	TRC	0.084	TRC	1.867	TRC	<0.00200	<0.00200	<0.00200	---	---
Boron	mg/l	---	---	---	---	---	---	---	---	186.667	TRC	---	---	186.667	TRC	---	<0.0400	---	---	---
Cadmium	mg/l	0.05	---	0.074837	DIS	0.025824	DIS	0.001312	DIS	0.7	TRC	0.084	TRC	0.7	TRC	<0.000200	<0.000200	<0.000200	---	---
Calcium	mg/l	---	---	---	---	---	---	---	---	---	---	---	---	---	---	---	86.9	---	---	---
Chromium	mg/l	1	---	---	---	---	---	---	---	---	---	---	---	---	---	<0.00600	---	<0.00600	---	---
Chromium, Hexavalent‡	mg/l	---	---	0.034	DIS	0.016	DIS	0.011	DIS	2.8	TRC	0.15	TRC	2.8	TRC	<0.00600	---	<0.00600	---	---
Chromium, Trivalent‡	mg/l	---	---	5.20822	TRC	1.5523	TRC	0.20192	TRC	1400	TRC	75	TRC	1400	TRC	<0.00600	---	<0.00600	---	---
Cobalt	mg/l	---	---	---	---	---	---	---	---	---	---	---	---	---	---	---	<0.00600	---	---	---
Copper	mg/l	0.5	TRC	0.07369	DIS	0.04257	DIS	0.02548	DIS	1.3	TRC	---	---	1.3	TRC	<0.01000	<0.01000	<0.01000	---	---
Iron	mg/l	---	---	---	---	---	---	1	DIS	---	---	---	---	---	---	---	<0.0600	---	---	---
Lead	mg/l	0.1	TRC	0.501318	DIS	0.237541	DIS	0.009257	DIS	0.015	TRC	---	---	0.015	TRC	<0.003000	<0.003000	<0.003000	---	---
Magnesium	mg/l	---	---	---	---	---	---	---	---	---	---	---	---	---	---	---	29.9	---	---	---
Manganese	mg/l	---	---	---	---	---	---	---	---	130.66701	---	---	---	130.66701	---	---	---	<0.00400	---	---
Mercury	mg/l	0.01	TRC	0.005	DIS	0.0024	DIS	0.00001	DIS	0.28	TRC	---	---	0.28	TRC	<0.00020	<0.00020	---	---	AZ Aquatic and Wildlife - Warm Water Chronic*
Molybdenum	mg/l	---	---	---	---	---	---	---	---	---	---	---	---	---	---	---	0.00820	---	---	---
Nickel	mg/l	---	---	11.70985	DIS	1.31855	DIS	0.14645	DIS	28	TRC	0.511	TRC	28	TRC	<0.01000	---	<0.01000	---	---

Station Name	Hidden Spring
Sample ID	RESE-1001203
Sample Date	5/3/2005
Basin	Lower Queen Creek Watershed
Sub-basin	unknown
QC Type	Field duplicates

Surface Water Hydrochemical Data

MONTGOMERY & ASSOCIATES

Parameters and Constituents		Standards														Results				
Name	Units	AZ Agricultural Livestock Watering		AZ Aquatic and Wildlife - Ephemeral Acute		AZ Aquatic and Wildlife - Warm Water Acute		AZ Aquatic and Wildlife - Warm Water Chronic		AZ Full Body Contact		AZ Fish Consumption		AZ Partial Body Contact		Dissolved Results	Total Results	Total Recoverable Results	Field Results	Use Exceeded
		Standard	Fraction	Standard	Fraction	Standard	Fraction	Standard	Fraction	Standard	Fraction	Standard	Fraction	Standard	Fraction					
Metals																				
Potassium	mg/l	---	---	---	---	---	---	---	---	---	---	---	---	---	---	---	<0.500	---	---	---
Selenium	mg/l	0.05	TRC	0.033	TRC	---	---	0.002	TRC	4.667	TRC	0.667	TRC	4.667	TRC	---	<0.00300	<0.00300	---	AZ Aquatic and Wildlife - Warm Water Chronic*
Silver	mg/l	---	---	0.026397	DIS	0.026397	DIS	---	---	4.667	TRC	8	TRC	4.667	TRC	<0.000100	<0.000100	<0.000100	---	---
Sodium	mg/l	---	---	---	---	---	---	---	---	---	---	---	---	---	---	---	11.9	---	---	---
Thallium	mg/l	---	---	---	---	0.7	DIS	0.15	DIS	0.075	TRC	0.001	TRC	0.075	TRC	<0.00200	<0.00200	---	---	AZ Fish Consumption*
Zinc	mg/l	25	TRC	3.1364	DIS	0.3305	DIS	0.3305	DIS	280	TRC	5.106	TRC	280	TRC	<0.0100	<0.0100	0.0120	---	---
Other																				
Anions (Laboratory)	meq/l	---	---	---	---	---	---	---	---	---	---	---	---	---	---	---	7.30	---	---	---
Cations (Laboratory)	meq/l	---	---	---	---	---	---	---	---	---	---	---	---	---	---	---	7.32	---	---	---
Ion Balance (Laboratory)	%	---	---	---	---	---	---	---	---	---	---	---	---	---	---	---	0.10	---	---	---
Total Dissolved Solids (Calc by Lab)	mg/l	---	---	---	---	---	---	---	---	---	---	---	---	---	---	---	406	---	---	---

The hardness value used for calculation of hardness-dependent standards is the hardness of the sample itself, not the hardness of a receiving water.
* Detection limit exceeds standard
‡ For comparison only - no analysis exists

Station Name	Hidden Spring
Sample ID	RESE-1001202
Sample Date	5/3/2005 12:15:00 PM
Basin	Lower Queen Creek Watershed
Sub-basin	unknown
QC Type	Original data

Surface Water Hydrochemical Data

MONTGOMERY & ASSOCIATES

Parameters and Constituents		Standards														Results				
Name	Units	AZ Agricultural Livestock Watering		AZ Aquatic and Wildlife - Ephemeral Acute		AZ Aquatic and Wildlife - Warm Water Acute		AZ Aquatic and Wildlife - Warm Water Chronic		AZ Full Body Contact		AZ Fish Consumption		AZ Partial Body Contact		Dissolved Results	Total Results	Total Recoverable Results	Field Results	Use Exceeded
		Standard	Fraction	Standard	Fraction	Standard	Fraction	Standard	Fraction	Standard	Fraction	Standard	Fraction	Standard	Fraction					
Bacteria																				
E. Coli	MPN/100ml	---	---	---	---	---	---	---	---	235	---	---	---	575	---	---	300.0	---	---	AZ Full Body Contact
Total Coliforms	MPN/100ml	---	---	---	---	---	---	---	---	---	---	---	---	---	---	---	1600	---	---	---
Field Parameters																				
Dissolved oxygen	mg/l	---	---	---	---	6	---	6	---	---	---	---	---	---	---	---	---	---	7.70	---
Flow Rate	gallons/minute	---	---	---	---	---	---	---	---	---	---	---	---	---	---	---	---	---	1.0 j	---
pH (Field)	s.u.	6.5 - 9	---	6.5 - 9	---	6.5 - 9	---	6.5 - 9	---	6.5 - 9	---	---	---	6.5 - 9	---	---	---	---	7.30	---
Specific Conductance (Field)	uS/cm	---	---	---	---	---	---	---	---	---	---	---	---	---	---	---	---	---	628.0	---
Temperature (Field)	Deg C	---	---	---	---	---	---	---	---	---	---	---	---	---	---	---	---	---	21.6	---
Turbidity (Field)	NTUs	---	---	---	---	---	---	---	---	---	---	---	---	---	---	---	---	---	0.98	---
Inorganics																				
Alkalinity (as CaCO3)	mg/l	---	---	---	---	---	---	---	---	---	---	---	---	---	---	---	278	---	---	---
Bicarbonate (Calculated by M&A)	mg/l	---	---	---	---	---	---	---	---	---	---	---	---	---	---	---	339	---	---	---
Bicarbonate Alkalinity (as CaCO3)	mg/l	---	---	---	---	---	---	---	---	---	---	---	---	---	---	---	278	---	---	---
Bromide	mg/l	---	---	---	---	---	---	---	---	---	---	---	---	---	---	---	0.156	---	---	---
Carbonate (Calculated by M&A)	mg/l	---	---	---	---	---	---	---	---	---	---	---	---	---	---	---	--	---	---	---
Carbonate Alkalinity (as CaCO3)	mg/l	---	---	---	---	---	---	---	---	---	---	---	---	---	---	---	<1.00	---	---	---
Chloride	mg/l	---	---	---	---	---	---	---	---	---	---	---	---	---	---	---	10.9	---	---	---
Fluoride	mg/l	---	---	---	---	---	---	---	---	140	---	---	---	140	---	---	0.234	---	---	---
Hardness (as CaCO3)	mg/l	---	---	---	---	---	---	---	---	---	---	---	---	---	---	---	345	---	---	---
Nitrate as N	mg/l	---	---	---	---	---	---	---	---	3733.33	---	---	---	3733.33	---	---	1.80	---	---	---
Nitrate+Nitrite as N	mg/l	---	---	---	---	---	---	---	---	---	---	---	---	---	---	---	1.80	---	---	---
Nitrate+Nitrite as N (calculated by M&A)	mg/l	---	---	---	---	---	---	---	---	3733.33	---	---	---	3733.33	---	---	1.80	---	---	---
Nitrite as N	mg/l	---	---	---	---	---	---	---	---	233.33	---	---	---	233.33	---	---	<0.10	---	---	---
Ortho-Phosphate	mg/l	---	---	---	---	---	---	---	---	---	---	---	---	---	---	---	<0.50	---	---	---
Silica	mg/l	---	---	---	---	---	---	---	---	---	---	---	---	---	---	---	24.3	---	---	---
Sulfate	mg/l	---	---	---	---	---	---	---	---	---	---	---	---	---	---	---	69.7	---	---	---
Sulfide	mg/l	---	---	---	---	---	---	---	---	---	---	---	---	---	---	---	<1.00	---	---	---
Lab Parameters																				
Color	Color Units	---	---	---	---	---	---	---	---	---	---	---	---	---	---	---	<1.0	---	---	---
Total Dissolved Solids (Laboratory)	mg/l	---	---	---	---	---	---	---	---	---	---	---	---	---	---	---	389	---	---	---
Total Suspended Solids	mg/l	---	---	---	---	---	---	---	---	---	---	---	---	---	---	---	<5.00	---	---	---
Metals																				
Aluminum	mg/l	---	---	---	---	---	---	---	---	---	---	---	---	---	---	---	<0.0300	---	---	---
Antimony	mg/l	---	---	---	---	0.088	DIS	0.03	DIS	0.747	TRC	0.64	TRC	0.747	TRC	<0.00300	<0.00300	<0.00300	---	---
Arsenic	mg/l	0.2	TRC	0.44	DIS	0.34	DIS	0.15	DIS	0.03	TRC	0.08	TRC	0.28	TRC	<0.00300	<0.00300	<0.00300	---	---
Barium	mg/l	---	---	---	---	---	---	---	---	98	TRC	---	---	98	TRC	0.0216	---	---	---	---
Beryllium	mg/l	---	---	---	---	---	---	---	---	1.867	TRC	0.084	TRC	1.867	TRC	<0.00200	<0.00200	<0.00200	---	---
Boron	mg/l	---	---	---	---	---	---	---	---	186.667	TRC	---	---	186.667	TRC	---	<0.0400	---	---	---
Cadmium	mg/l	0.05	---	0.075904	DIS	0.026192	DIS	0.001325	DIS	0.7	TRC	0.084	TRC	0.7	TRC	<0.000200	<0.000200	<0.000200	---	---
Calcium	mg/l	---	---	---	---	---	---	---	---	---	---	---	---	---	---	---	88.0	---	---	---
Chromium	mg/l	1	---	---	---	---	---	---	---	---	---	---	---	---	---	<0.00600	---	<0.00600	---	---
Chromium, Hexavalent‡	mg/l	---	---	0.034	DIS	0.016	DIS	0.011	DIS	2.8	TRC	0.15	TRC	2.8	TRC	<0.00600	---	<0.00600	---	---
Chromium, Trivalent‡	mg/l	---	---	5.27087	TRC	1.57097	TRC	0.20435	TRC	1400	TRC	75	TRC	1400	TRC	<0.00600	---	<0.00600	---	---
Cobalt	mg/l	---	---	---	---	---	---	---	---	---	---	---	---	---	---	---	<0.00600	---	---	---
Copper	mg/l	0.5	TRC	0.07471	DIS	0.04316	DIS	0.0258	DIS	1.3	TRC	---	---	1.3	TRC	<0.01000	<0.01000	<0.01000	---	---
Iron	mg/l	---	---	---	---	---	---	1	DIS	---	---	---	---	---	---	---	<0.0600	---	---	---

Station Name	Hidden Spring
Sample ID	RESE-1001202
Sample Date	5/3/2005 12:15:00 PM
Basin	Lower Queen Creek Watershed
Sub-basin	unknown
QC Type	Original data

Surface Water Hydrochemical Data

MONTGOMERY & ASSOCIATES

Parameters and Constituents		Standards														Results				
Name	Units	AZ Agricultural Livestock Watering		AZ Aquatic and Wildlife - Ephemeral Acute		AZ Aquatic and Wildlife - Warm Water Acute		AZ Aquatic and Wildlife - Warm Water Chronic		AZ Full Body Contact		AZ Fish Consumption		AZ Partial Body Contact		Dissolved Results	Total Results	Total Recoverable Results	Field Results	Use Exceeded
		Standard	Fraction	Standard	Fraction	Standard	Fraction	Standard	Fraction	Standard	Fraction	Standard	Fraction	Standard	Fraction					
Metals																				
Lead	mg/l	0.1	TRC	0.508948	DIS	0.241156	DIS	0.009398	DIS	0.015	TRC	---	---	0.015	TRC	<0.003000	<0.003000	<0.003000	---	---
Magnesium	mg/l	---	---	---	---	---	---	---	---	---	---	---	---	---	---	---	30.4	---	---	---
Manganese	mg/l	---	---	---	---	---	---	---	---	130.66701	---	---	---	130.66701	---	---	---	<0.00400	---	---
Mercury	mg/l	0.01	TRC	0.005	DIS	0.0024	DIS	0.00001	DIS	0.28	TRC	---	---	0.28	TRC	<0.00020	<0.00020	---	---	AZ Aquatic and Wildlife - Warm Water Chronic*
Molybdenum	mg/l	---	---	---	---	---	---	---	---	---	---	---	---	---	---	---	0.00820	---	---	---
Nickel	mg/l	---	---	11.85537	DIS	1.33493	DIS	0.14827	DIS	28	TRC	0.511	TRC	28	TRC	<0.01000	---	<0.01000	---	---
Potassium	mg/l	---	---	---	---	---	---	---	---	---	---	---	---	---	---	---	<0.500	---	---	---
Selenium	mg/l	0.05	TRC	0.033	TRC	---	---	0.002	TRC	4.667	TRC	0.667	TRC	4.667	TRC	---	<0.00300	<0.00300	---	AZ Aquatic and Wildlife - Warm Water Chronic*
Silver	mg/l	---	---	0.027069	DIS	0.027069	DIS	---	---	4.667	TRC	8	TRC	4.667	TRC	<0.000100	<0.000100	<0.000100	---	---
Sodium	mg/l	---	---	---	---	---	---	---	---	---	---	---	---	---	---	---	12.0	---	---	---
Thallium	mg/l	---	---	---	---	0.7	DIS	0.15	DIS	0.075	TRC	0.001	TRC	0.075	TRC	<0.00200	<0.00200	---	---	AZ Fish Consumption*
Zinc	mg/l	25	TRC	3.1754	DIS	0.3346	DIS	0.3346	DIS	280	TRC	5.106	TRC	280	TRC	<0.0100	<0.0100	<0.0100	---	---
Other																				
Anions (Laboratory)	meq/l	---	---	---	---	---	---	---	---	---	---	---	---	---	---	---	7.32	---	---	---
Cations (Laboratory)	meq/l	---	---	---	---	---	---	---	---	---	---	---	---	---	---	---	7.41	---	---	---
Ion Balance (Laboratory)	%	---	---	---	---	---	---	---	---	---	---	---	---	---	---	---	0.60	---	---	---
Total Dissolved Solids (Calc by Lab)	mg/l	---	---	---	---	---	---	---	---	---	---	---	---	---	---	---	409	---	---	---

The hardness value used for calculation of hardness-dependent standards is the hardness of the sample itself, not the hardness of a receiving water.
* Detection limit exceeds standard
‡ For comparison only - no analysis exists

Station Name	Hidden Spring
Sample ID	RESE-1001220
Sample Date	8/3/2005
Basin	Lower Queen Creek Watershed
Sub-basin	unknown
QC Type	Original data

Surface Water Hydrochemical Data

MONTGOMERY & ASSOCIATES

Parameters and Constituents		Standards														Results				
Name	Units	AZ Agricultural Livestock Watering		AZ Aquatic and Wildlife - Ephemeral Acute		AZ Aquatic and Wildlife - Warm Water Acute		AZ Aquatic and Wildlife - Warm Water Chronic		AZ Full Body Contact		AZ Fish Consumption		AZ Partial Body Contact		Dissolved Results	Total Results	Total Recoverable Results	Field Results	Use Exceeded
		Standard	Fraction	Standard	Fraction	Standard	Fraction	Standard	Fraction	Standard	Fraction	Standard	Fraction	Standard	Fraction					
Bacteria																				
E. Coli	MPN/100ml	---	---	---	---	---	---	---	---	235	---	---	---	575	---	---	300.0	---	---	AZ Full Body Contact
Total Coliforms	MPN/100ml	---	---	---	---	---	---	---	---	---	---	---	---	---	---	---	1600 ge	---	---	---
Field Parameters																				
Dissolved oxygen	mg/l	---	---	---	---	6	---	6	---	---	---	---	---	---	---	---	---	---	4.00	AZ Aquatic and Wildlife - Warm Water Acute† AZ Aquatic and Wildlife - Warm Water Chronic†
Flow Rate	gallons/minute	---	---	---	---	---	---	---	---	---	---	---	---	---	---	---	---	---	2.0 j	---
pH (Field)	s.u.	6.5 - 9	---	6.5 - 9	---	6.5 - 9	---	6.5 - 9	---	6.5 - 9	---	---	---	6.5 - 9	---	---	---	---	7.10	---
Specific Conductance (Field)	uS/cm	---	---	---	---	---	---	---	---	---	---	---	---	---	---	---	---	---	663.0	---
Temperature (Field)	Deg C	---	---	---	---	---	---	---	---	---	---	---	---	---	---	---	---	---	22.8	---
Turbidity (Field)	NTUs	---	---	---	---	---	---	---	---	---	---	---	---	---	---	---	---	---	0.56	---
Inorganics																				
Alkalinity (as CaCO3)	mg/l	---	---	---	---	---	---	---	---	---	---	---	---	---	---	---	289	---	---	---
Bicarbonate (Calculated by M&A)	mg/l	---	---	---	---	---	---	---	---	---	---	---	---	---	---	---	353	---	---	---
Bicarbonate Alkalinity (as CaCO3)	mg/l	---	---	---	---	---	---	---	---	---	---	---	---	---	---	---	289	---	---	---
Bromide	mg/l	---	---	---	---	---	---	---	---	---	---	---	---	---	---	---	0.150	---	---	---
Carbonate (Calculated by M&A)	mg/l	---	---	---	---	---	---	---	---	---	---	---	---	---	---	---	--	---	---	---
Carbonate Alkalinity (as CaCO3)	mg/l	---	---	---	---	---	---	---	---	---	---	---	---	---	---	---	<1.00	---	---	---
Chloride	mg/l	---	---	---	---	---	---	---	---	---	---	---	---	---	---	---	10.9	---	---	---
Fluoride	mg/l	---	---	---	---	---	---	---	---	140	---	---	---	140	---	---	0.208	---	---	---
Hardness (as CaCO3)	mg/l	---	---	---	---	---	---	---	---	---	---	---	---	---	---	---	348	---	---	---
Nitrate as N	mg/l	---	---	---	---	---	---	---	---	3733.33	---	---	---	3733.33	---	---	1.30	---	---	---
Nitrate+Nitrite as N	mg/l	---	---	---	---	---	---	---	---	---	---	---	---	---	---	---	1.30	---	---	---
Nitrate+Nitrite as N (calculated by M&A)	mg/l	---	---	---	---	---	---	---	---	3733.33	---	---	---	3733.33	---	---	1.30	---	---	---
Nitrite as N	mg/l	---	---	---	---	---	---	---	---	233.33	---	---	---	233.33	---	---	<0.10	---	---	---
Ortho-Phosphate	mg/l	---	---	---	---	---	---	---	---	---	---	---	---	---	---	---	<0.50	---	---	---
Silica	mg/l	---	---	---	---	---	---	---	---	---	---	---	---	---	---	---	25.3	---	---	---
Sulfate	mg/l	---	---	---	---	---	---	---	---	---	---	---	---	---	---	---	65.8	---	---	---
Sulfide	mg/l	---	---	---	---	---	---	---	---	---	---	---	---	---	---	---	<1.00	---	---	---
Lab Parameters																				
Color	Color Units	---	---	---	---	---	---	---	---	---	---	---	---	---	---	---	<1.0	---	---	---
Total Dissolved Solids (Laboratory)	mg/l	---	---	---	---	---	---	---	---	---	---	---	---	---	---	---	412	---	---	---
Total Suspended Solids	mg/l	---	---	---	---	---	---	---	---	---	---	---	---	---	---	---	<5.00	---	---	---
Metals																				
Aluminum	mg/l	---	---	---	---	---	---	---	---	---	---	---	---	---	---	---	<0.0300	---	---	---
Antimony	mg/l	---	---	---	---	0.088	DIS	0.03	DIS	0.747	TRC	0.64	TRC	0.747	TRC	<0.00300	<0.00300	<0.00300	---	---
Arsenic	mg/l	0.2	TRC	0.44	DIS	0.34	DIS	0.15	DIS	0.03	TRC	0.08	TRC	0.28	TRC	<0.00300	<0.00300	<0.00300	---	---
Barium	mg/l	---	---	---	---	---	---	---	---	98	TRC	---	---	98	TRC	0.0239	---	---	---	---
Beryllium	mg/l	---	---	---	---	---	---	---	---	1.867	TRC	0.084	TRC	1.867	TRC	<0.00200	<0.00200	<0.00200	---	---
Boron	mg/l	---	---	---	---	---	---	---	---	186.667	TRC	---	---	186.667	TRC	---	<0.0400	---	---	---
Cadmium	mg/l	0.05	---	0.076544	DIS	0.026413	DIS	0.001333	DIS	0.7	TRC	0.084	TRC	0.7	TRC	<0.000200	<0.000100	<0.000200	---	---
Calcium	mg/l	---	---	---	---	---	---	---	---	---	---	---	---	---	---	---	88.8	---	---	---
Chromium	mg/l	1	---	---	---	---	---	---	---	---	---	---	---	---	---	<0.00600	---	<0.00600	---	---
Chromium, Hexavalent‡	mg/l	---	---	0.034	DIS	0.016	DIS	0.011	DIS	2.8	TRC	0.15	TRC	2.8	TRC	<0.00600	---	<0.00600	---	---
Chromium, Trivalent‡	mg/l	---	---	5.30837	TRC	1.58215	TRC	0.20581	TRC	1400	TRC	75	TRC	1400	TRC	<0.00600	---	<0.00600	---	---
Cobalt	mg/l	---	---	---	---	---	---	---	---	---	---	---	---	---	---	---	<0.00600	---	---	---
Copper	mg/l	0.5	TRC	0.07532	DIS	0.04352	DIS	0.02599	DIS	1.3	TRC	---	---	1.3	TRC	<0.01000	<0.01000	<0.01000	---	---

Station Name	Hidden Spring
Sample ID	RESE-1001220
Sample Date	8/3/2005
Basin	Lower Queen Creek Watershed
Sub-basin	unknown
QC Type	Original data

Surface Water Hydrochemical Data

MONTGOMERY & ASSOCIATES

Parameters and Constituents		Standards														Results				
Name	Units	AZ Agricultural Livestock Watering		AZ Aquatic and Wildlife - Ephemeral Acute		AZ Aquatic and Wildlife - Warm Water Acute		AZ Aquatic and Wildlife - Warm Water Chronic		AZ Full Body Contact		AZ Fish Consumption		AZ Partial Body Contact		Dissolved Results	Total Results	Total Recoverable Results	Field Results	Use Exceeded
		Standard	Fraction	Standard	Fraction	Standard	Fraction	Standard	Fraction	Standard	Fraction	Standard	Fraction	Standard	Fraction					
Metals																				
Iron	mg/l	---	---	---	---	---	---	1	DIS	---	---	---	---	---	---	---	<0.0600	---	---	---
Lead	mg/l	0.1	TRC	0.513525	DIS	0.243325	DIS	0.009482	DIS	0.015	TRC	---	---	0.015	TRC	<0.003000	<0.003000	<0.003000	---	---
Magnesium	mg/l	---	---	---	---	---	---	---	---	---	---	---	---	---	---	---	30.7	---	---	---
Manganese	mg/l	---	---	---	---	---	---	---	---	130.66701	---	---	---	130.66701	---	---	---	<0.00400	---	---
Mercury	mg/l	0.01	TRC	0.005	DIS	0.0024	DIS	0.00001	DIS	0.28	TRC	---	---	0.28	TRC	<0.00020	<0.00020	---	---	AZ Aquatic and Wildlife - Warm Water Chronic*
Molybdenum	mg/l	---	---	---	---	---	---	---	---	---	---	---	---	---	---	---	<0.00800	---	---	---
Nickel	mg/l	---	---	11.94253	DIS	1.34475	DIS	0.14936	DIS	28	TRC	0.511	TRC	28	TRC	<0.01000	---	<0.01000	---	---
Potassium	mg/l	---	---	---	---	---	---	---	---	---	---	---	---	---	---	---	<0.500	---	---	---
Selenium	mg/l	0.05	TRC	0.033	TRC	---	---	0.002	TRC	4.667	TRC	0.667	TRC	4.667	TRC	---	<0.00300	<0.00300	---	AZ Aquatic and Wildlife - Warm Water Chronic*
Silver	mg/l	---	---	0.027475	DIS	0.027475	DIS	---	---	4.667	TRC	8	TRC	4.667	TRC	<0.000100	<0.000100	<0.000100	---	---
Sodium	mg/l	---	---	---	---	---	---	---	---	---	---	---	---	---	---	---	11.7	---	---	---
Thallium	mg/l	---	---	---	---	0.7	DIS	0.15	DIS	0.075	TRC	0.001	TRC	0.075	TRC	<0.00200	<0.00200	---	---	AZ Fish Consumption*
Zinc	mg/l	25	TRC	3.1988	DIS	0.3371	DIS	0.3371	DIS	280	TRC	5.106	TRC	280	TRC	<0.0100	<0.0100	<0.0100	---	---
Other																				
Anions (Laboratory)	meq/l	---	---	---	---	---	---	---	---	---	---	---	---	---	---	---	7.46	---	---	---
Cations (Laboratory)	meq/l	---	---	---	---	---	---	---	---	---	---	---	---	---	---	---	7.47	---	---	---
Ion Balance (Laboratory)	%	---	---	---	---	---	---	---	---	---	---	---	---	---	---	---	0.07	---	---	---
Total Dissolved Solids (Calc by Lab)	mg/l	---	---	---	---	---	---	---	---	---	---	---	---	---	---	---	414	---	---	---

The hardness value used for calculation of hardness-dependent standards is the hardness of the sample itself, not the hardness of a receiving water.
* Detection limit exceeds standard
† Exceedance is considered less than regulatory limit
‡ For comparison only - no analysis exists

Station Name	Hidden Spring
Sample ID	RESE-1002008
Sample Date	8/19/2008 8:30:00 AM
Basin	Lower Queen Creek Watershed
Sub-basin	unknown
QC Type	Original data

Surface Water Hydrochemical Data

MONTGOMERY & ASSOCIATES

Parameters and Constituents		Standards														Results				
Name	Units	AZ Agricultural Livestock Watering		AZ Aquatic and Wildlife - Ephemeral Acute		AZ Aquatic and Wildlife - Warm Water Acute		AZ Aquatic and Wildlife - Warm Water Chronic		AZ Full Body Contact		AZ Fish Consumption		AZ Partial Body Contact		Dissolved Results	Total Results	Total Recoverable Results	Field Results	Use Exceeded
		Standard	Fraction	Standard	Fraction	Standard	Fraction	Standard	Fraction	Standard	Fraction	Standard	Fraction	Standard	Fraction					
Field Parameters																				
Dissolved oxygen	mg/l	---	---	---	---	6	---	6	---	---	---	---	---	---	---	---	---	---	4.41	AZ Aquatic and Wildlife - Warm Water Acute† AZ Aquatic and Wildlife - Warm Water Chronic†
Flow Rate	gallons/minute	---	---	---	---	---	---	---	---	---	---	---	---	---	---	---	---	---	<0.1	---
pH (Field)	s.u.	6.5 - 9	---	6.5 - 9	---	6.5 - 9	---	6.5 - 9	---	6.5 - 9	---	---	---	6.5 - 9	---	---	---	---	7.16	---
Specific Conductance (Field)	uS/cm	---	---	---	---	---	---	---	---	---	---	---	---	---	---	---	---	---	678.0	---
Temperature (Field)	Deg C	---	---	---	---	---	---	---	---	---	---	---	---	---	---	---	---	---	24.5	---
Turbidity (Field)	NTUs	---	---	---	---	---	---	---	---	---	---	---	---	---	---	---	---	---	1.64	---
Inorganics																				
Alkalinity (as CaCO3)	mg/l	---	---	---	---	---	---	---	---	---	---	---	---	---	---	300	310	---	---	---
Bicarbonate (Calculated by M&A)	mg/l	---	---	---	---	---	---	---	---	---	---	---	---	---	---	366	---	---	---	---
Bicarbonate Alkalinity (as CaCO3)	mg/l	---	---	---	---	---	---	---	---	---	---	---	---	---	---	300	310	---	---	---
Bromide	mg/l	---	---	---	---	---	---	---	---	---	---	---	---	---	---	---	<0.100	---	---	---
Carbonate (Calculated by M&A)	mg/l	---	---	---	---	---	---	---	---	---	---	---	---	---	---	--	---	---	---	---
Carbonate Alkalinity (as CaCO3)	mg/l	---	---	---	---	---	---	---	---	---	---	---	---	---	---	<1.00	<1.00	---	---	---
Chloride	mg/l	---	---	---	---	---	---	---	---	---	---	---	---	---	---	11.4	11.3	---	---	---
Fluoride	mg/l	---	---	---	---	---	---	---	---	140	---	---	---	140	---	---	0.171	---	---	---
Hardness (as CaCO3)	mg/l	---	---	---	---	---	---	---	---	---	---	---	---	---	---	---	499	---	---	---
Hydroxide Alkalinity (as CaCO3)	mg/l	---	---	---	---	---	---	---	---	---	---	---	---	---	---	<1.0	<1.0	---	---	---
Nitrate as N	mg/l	---	---	---	---	---	---	---	---	3733.33	---	---	---	3733.33	---	---	1.60	---	---	---
Nitrate+Nitrite as N (calculated by M&A)	mg/l	---	---	---	---	---	---	---	---	3733.33	---	---	---	3733.33	---	---	1.60	---	---	---
Nitrite as N	mg/l	---	---	---	---	---	---	---	---	233.33	---	---	---	233.33	---	---	<0.10	---	---	---
Orthophosphate as P	mg/l	---	---	---	---	---	---	---	---	---	---	---	---	---	---	---	<0.20	---	---	---
Silica	mg/l	---	---	---	---	---	---	---	---	---	---	---	---	---	---	25.1	---	---	---	---
Sulfate	mg/l	---	---	---	---	---	---	---	---	---	---	---	---	---	---	67.7	67.8	---	---	---
Lab Parameters																				
Total Dissolved Solids (Laboratory)	mg/l	---	---	---	---	---	---	---	---	---	---	---	---	---	---	---	390	---	---	---
Total Suspended Solids	mg/l	---	---	---	---	---	---	---	---	---	---	---	---	---	---	---	79.00	---	---	---
Metals																				
Aluminum	mg/l	---	---	---	---	---	---	---	---	---	---	---	---	---	---	<0.0141	---	---	---	---
Antimony	mg/l	---	---	---	---	0.088	DIS	0.03	DIS	0.747	TRC	0.64	TRC	0.747	TRC	<0.00200	<0.00040	---	---	---
Arsenic	mg/l	0.2	TRC	0.44	DIS	0.34	DIS	0.15	DIS	0.03	TRC	0.08	TRC	0.28	TRC	<0.00660	<0.00650	---	---	---
Barium	mg/l	---	---	---	---	---	---	---	---	98	TRC	---	---	98	TRC	0.0216	---	---	---	---
Beryllium	mg/l	---	---	---	---	---	---	---	---	1.867	TRC	0.084	TRC	1.867	TRC	<0.00036	<0.00036	---	---	---
Boron	mg/l	---	---	---	---	---	---	---	---	186.667	TRC	---	---	186.667	TRC	---	0.0385 j	---	---	---
Cadmium	mg/l	0.05	---	0.087609	DIS	0.030232	DIS	0.001468	DIS	0.7	TRC	0.084	TRC	0.7	TRC	<0.000034	<0.000960	---	---	---
Calcium	mg/l	---	---	---	---	---	---	---	---	---	---	---	---	---	---	84.1	142.0	---	---	---
Chromium	mg/l	1	---	---	---	---	---	---	---	---	---	---	---	---	---	---	0.00460 j	---	---	---
Chromium, Hexavalent‡	mg/l	---	---	0.034	DIS	0.016	DIS	0.011	DIS	2.8	TRC	0.15	TRC	2.8	TRC	---	0.00460 j	---	---	---
Chromium, Trivalent‡	mg/l	---	---	5.9497	TRC	1.7733	TRC	0.23067	TRC	1400	TRC	75	TRC	1400	TRC	---	0.00460 j	---	---	---
Cobalt	mg/l	---	---	---	---	---	---	---	---	---	---	---	---	---	---	<0.00065	---	---	---	---
Copper	mg/l	0.5	TRC	0.08588	DIS	0.04962	DIS	0.02928	DIS	1.3	TRC	---	---	1.3	TRC	0.000311 j	0.02810	---	---	---
Iron	mg/l	---	---	---	---	---	---	1	DIS	---	---	---	---	---	---	0.0235 j	---	---	---	---
Lead	mg/l	0.1	TRC	0.592712	DIS	0.280846	DIS	0.010944	DIS	0.015	TRC	---	---	0.015	TRC	<0.000043	0.033100	---	---	AZ Full Body Contact AZ Partial Body Contact
Magnesium	mg/l	---	---	---	---	---	---	---	---	---	---	---	---	---	---	30.6	35.1	---	---	---
Manganese	mg/l	---	---	---	---	---	---	---	---	130.66701	---	---	---	130.66701	---	0.01130	0.07890	---	---	---

Station Name	Hidden Spring
Sample ID	RESE-1002008
Sample Date	8/19/2008 8:30:00 AM
Basin	Lower Queen Creek Watershed
Sub-basin	unknown
QC Type	Original data

Surface Water Hydrochemical Data

MONTGOMERY & ASSOCIATES

Parameters and Constituents		Standards														Results				
Name	Units	AZ Agricultural Livestock Watering		AZ Aquatic and Wildlife - Ephemeral Acute		AZ Aquatic and Wildlife - Warm Water Acute		AZ Aquatic and Wildlife - Warm Water Chronic		AZ Full Body Contact		AZ Fish Consumption		AZ Partial Body Contact		Dissolved Results	Total Results	Total Recoverable Results	Field Results	Use Exceeded
		Standard	Fraction	Standard	Fraction	Standard	Fraction	Standard	Fraction	Standard	Fraction	Standard	Fraction	Standard	Fraction					
Metals																				
Mercury	mg/l	0.01	TRC	0.005	DIS	0.0024	DIS	0.00001	DIS	0.28	TRC	---	---	0.28	TRC	<0.000064	<0.000064	---	---	AZ Aquatic and Wildlife - Warm Water Chronic*
Molybdenum	mg/l	---	---	---	---	---	---	---	---	---	---	---	---	---	---	<0.00230	---	---	---	---
Nickel	mg/l	---	---	13.43579	DIS	1.51289	DIS	0.16804	DIS	28	TRC	0.511	TRC	28	TRC	<0.00230	0.00280 j	---	---	---
Potassium	mg/l	---	---	---	---	---	---	---	---	---	---	---	---	---	---	0.252 j	1.060	---	---	---
Selenium	mg/l	0.05	TRC	0.033	TRC	---	---	0.002	TRC	4.667	TRC	0.667	TRC	4.667	TRC	---	<0.00500	---	---	AZ Aquatic and Wildlife - Warm Water Chronic*
Silver	mg/l	---	---	0.034911	DIS	0.034911	DIS	---	---	4.667	TRC	8	TRC	4.667	TRC	<0.000017	<0.000790	---	---	---
Sodium	mg/l	---	---	---	---	---	---	---	---	---	---	---	---	---	---	10.9	11.4	---	---	---
Strontium	mg/l	---	---	---	---	---	---	---	---	---	---	---	---	---	---	0.170	---	---	---	---
Strontium (by isotope dilution)	ppm	---	---	---	---	---	---	---	---	---	---	---	---	---	---	---	0.1907	---	---	---
Thallium	mg/l	---	---	---	---	0.7	DIS	0.15	DIS	0.075	TRC	0.001	TRC	0.075	TRC	<0.000018	<0.000072	---	---	---
Uranium	mg/l	---	---	---	---	---	---	---	---	2.8	---	---	---	2.8	---	---	0.00050	---	---	---
Zinc	mg/l	25	TRC	3.5994	DIS	0.3793	DIS	0.3793	DIS	280	TRC	5.106	TRC	280	TRC	0.0040 j	0.1620	---	---	---
Other																				
Dissolved Organic Carbon	mg/l	---	---	---	---	---	---	---	---	---	---	---	---	---	---	---	---	---	<1.47	---
Radiogenic Isotopes																				
Strontium 87/86	none	---	---	---	---	---	---	---	---	---	---	---	---	---	---	---	0.709949	---	---	---
Tritium	TU	---	---	---	---	---	---	---	---	---	---	---	---	---	---	---	2.10	---	---	---
Radiologicals																				
Gross Alpha	pCi/l	---	---	---	---	---	---	---	---	---	---	---	---	---	---	---	3.70	---	---	---
Gross Beta	pCi/l	---	---	---	---	---	---	---	---	---	---	---	---	---	---	---	<4.20	---	---	---
Uranium Activity (Calc 907.0)	pCi/l	---	---	---	---	---	---	---	---	---	---	---	---	---	---	---	0.7	---	---	---
Radionuclides																				
Radium 226	pCi/l	---	---	---	---	---	---	---	---	---	---	---	---	---	---	---	<0.19	---	---	---
Radium 226 + Radium 228	pCi/l	---	---	---	---	---	---	---	---	---	---	---	---	---	---	---	--	---	---	---
Radium 228	pCi/l	---	---	---	---	---	---	---	---	---	---	---	---	---	---	---	<1.20	---	---	---
U-234/U-238	none	---	---	---	---	---	---	---	---	---	---	---	---	---	---	---	1.67	---	---	---
Uranium 234	pCi/l	---	---	---	---	---	---	---	---	---	---	---	---	---	---	---	0.50	---	---	---
Uranium 235	pCi/l	---	---	---	---	---	---	---	---	---	---	---	---	---	---	---	<0.20	---	---	---
Uranium 238	pCi/l	---	---	---	---	---	---	---	---	---	---	---	---	---	---	---	0.3	---	---	---
Stable Isotopes																				
Delta Deuterium	per mil	---	---	---	---	---	---	---	---	---	---	---	---	---	---	---	-68.0	---	---	---
Delta Oxygen-18	per mil	---	---	---	---	---	---	---	---	---	---	---	---	---	---	---	-9.40	---	---	---
Delta Oxygen-18 of Sulfate	per mil	---	---	---	---	---	---	---	---	---	---	---	---	---	---	---	5.9	---	---	---
Delta Sulfur-34	per mil	---	---	---	---	---	---	---	---	---	---	---	---	---	---	---	0.2	---	---	---

The hardness value used for calculation of hardness-dependent standards is the hardness of the sample itself, not the hardness of a receiving water.
* Detection limit exceeds standard
† Exceedance is considered less than regulatory limit
‡ For comparison only - no analysis exists

Station Name	Hidden Spring
Sample ID	RESE-1002030
Sample Date	11/6/2008 9:30:00 AM
Basin	Lower Queen Creek Watershed
Sub-basin	unknown
QC Type	Original data

Surface Water Hydrochemical Data

MONTGOMERY & ASSOCIATES

Parameters and Constituents		Standards														Results				
Name	Units	AZ Agricultural Livestock Watering		AZ Aquatic and Wildlife - Ephemeral Acute		AZ Aquatic and Wildlife - Warm Water Acute		AZ Aquatic and Wildlife - Warm Water Chronic		AZ Full Body Contact		AZ Fish Consumption		AZ Partial Body Contact		Dissolved Results	Total Results	Total Recoverable Results	Field Results	Use Exceeded
		Standard	Fraction	Standard	Fraction	Standard	Fraction	Standard	Fraction	Standard	Fraction	Standard	Fraction	Standard	Fraction					
Field Parameters																				
Dissolved oxygen	mg/l	---	---	---	---	6	---	6	---	---	---	---	---	---	---	---	---	---	3.23	AZ Aquatic and Wildlife - Warm Water Acute† AZ Aquatic and Wildlife - Warm Water Chronic†
Flow Rate	gallons/minute	---	---	---	---	---	---	---	---	---	---	---	---	---	---	---	---	---	<0.1	---
pH (Field)	s.u.	6.5 - 9	---	6.5 - 9	---	6.5 - 9	---	6.5 - 9	---	6.5 - 9	---	---	---	6.5 - 9	---	---	---	---	7.08	---
Specific Conductance (Field)	uS/cm	---	---	---	---	---	---	---	---	---	---	---	---	---	---	---	---	---	716.0	---
Temperature (Field)	Deg C	---	---	---	---	---	---	---	---	---	---	---	---	---	---	---	---	---	19.1	---
Turbidity (Field)	NTUs	---	---	---	---	---	---	---	---	---	---	---	---	---	---	---	---	---	0.80	---
Inorganics																				
Alkalinity (as CaCO3)	mg/l	---	---	---	---	---	---	---	---	---	---	---	---	---	---	---	310	---	---	---
Bicarbonate (Calculated by M&A)	mg/l	---	---	---	---	---	---	---	---	---	---	---	---	---	---	---	378	---	---	---
Bicarbonate Alkalinity (as CaCO3)	mg/l	---	---	---	---	---	---	---	---	---	---	---	---	---	---	---	310	---	---	---
Bromide	mg/l	---	---	---	---	---	---	---	---	---	---	---	---	---	---	---	<0.100	---	---	---
Carbonate (Calculated by M&A)	mg/l	---	---	---	---	---	---	---	---	---	---	---	---	---	---	---	--	---	---	---
Carbonate Alkalinity (as CaCO3)	mg/l	---	---	---	---	---	---	---	---	---	---	---	---	---	---	---	<1.00	---	---	---
Chloride	mg/l	---	---	---	---	---	---	---	---	---	---	---	---	---	---	---	11.0	---	---	---
Fluoride	mg/l	---	---	---	---	---	---	---	---	140	---	---	---	140	---	---	0.251	---	---	---
Hardness (as CaCO3)	mg/l	---	---	---	---	---	---	---	---	---	---	---	---	---	---	350	---	---	---	---
Nitrate as N	mg/l	---	---	---	---	---	---	---	---	3733.33	---	---	---	3733.33	---	---	1.30	---	---	---
Nitrate+Nitrite as N	mg/l	---	---	---	---	---	---	---	---	---	---	---	---	---	---	---	1.30	---	---	---
Nitrate+Nitrite as N (calculated by M&A)	mg/l	---	---	---	---	---	---	---	---	3733.33	---	---	---	3733.33	---	---	1.30	---	---	---
Nitrite as N	mg/l	---	---	---	---	---	---	---	---	233.33	---	---	---	233.33	---	---	<0.10	---	---	---
Orthophosphate as P	mg/l	---	---	---	---	---	---	---	---	---	---	---	---	---	---	---	<0.20	---	---	---
Silica	mg/l	---	---	---	---	---	---	---	---	---	---	---	---	---	---	24.9	---	---	---	---
Sulfate	mg/l	---	---	---	---	---	---	---	---	---	---	---	---	---	---	---	69.7	---	---	---
Lab Parameters																				
Total Dissolved Solids (Laboratory)	mg/l	---	---	---	---	---	---	---	---	---	---	---	---	---	---	---	410	---	---	---
Total Suspended Solids	mg/l	---	---	---	---	---	---	---	---	---	---	---	---	---	---	---	<5.00	---	---	---
Metals																				
Aluminum	mg/l	---	---	---	---	---	---	---	---	---	---	---	---	---	---	<0.0800	---	---	---	---
Antimony	mg/l	---	---	---	---	0.088	DIS	0.03	DIS	0.747	TRC	0.64	TRC	0.747	TRC	<0.00300	---	<0.00300	---	---
Arsenic	mg/l	0.2	TRC	0.44	DIS	0.34	DIS	0.15	DIS	0.03	TRC	0.08	TRC	0.28	TRC	<0.02500	---	<0.02500	---	---
Barium	mg/l	---	---	---	---	---	---	---	---	98	TRC	---	---	98	TRC	0.0215	---	---	---	---
Beryllium	mg/l	---	---	---	---	---	---	---	---	1.867	TRC	0.084	TRC	1.867	TRC	<0.00200	---	<0.00200	---	---
Boron	mg/l	---	---	---	---	---	---	---	---	186.667	TRC	---	---	186.667	TRC	---	---	<0.0400	---	---
Cadmium	mg/l	0.05	---	0.076971	DIS	0.02656	DIS	0.001338	DIS	0.7	TRC	0.084	TRC	0.7	TRC	<0.000200	---	<0.002000	---	---
Calcium	mg/l	---	---	---	---	---	---	---	---	---	---	---	---	---	---	---	---	87.1	---	---
Chromium	mg/l	1	---	---	---	---	---	---	---	---	---	---	---	---	---	---	---	<0.00600	---	---
Chromium, Hexavalent‡	mg/l	---	---	0.034	DIS	0.016	DIS	0.011	DIS	2.8	TRC	0.15	TRC	2.8	TRC	---	---	<0.00600	---	---
Chromium, Trivalent‡	mg/l	---	---	5.33335	TRC	1.58959	TRC	0.20677	TRC	1400	TRC	75	TRC	1400	TRC	---	---	<0.00600	---	---
Cobalt	mg/l	---	---	---	---	---	---	---	---	---	---	---	---	---	---	<0.00600	---	---	---	---
Copper	mg/l	0.5	TRC	0.07573	DIS	0.04375	DIS	0.02612	DIS	1.3	TRC	---	---	1.3	TRC	<0.00100	---	<0.01000	---	---
Iron	mg/l	---	---	---	---	---	---	1	DIS	---	---	---	---	---	---	<0.0600	---	---	---	---
Lead	mg/l	0.1	TRC	0.516576	DIS	0.244771	DIS	0.009538	DIS	0.015	TRC	---	---	0.015	TRC	<0.003000	---	<0.003000	---	---
Magnesium	mg/l	---	---	---	---	---	---	---	---	---	---	---	---	---	---	---	---	32.2	---	---
Manganese	mg/l	---	---	---	---	---	---	---	---	130.66701	---	---	---	130.66701	---	<0.00400	---	0.00400	---	---
Mercury	mg/l	0.01	TRC	0.005	DIS	0.0024	DIS	0.00001	DIS	0.28	TRC	---	---	0.28	TRC	<0.00020	<0.00020	---	---	AZ Aquatic and Wildlife - Warm Water Chronic*

Surface Water Hydrochemical Data

Station Name	Hidden Spring
Sample ID	RESE-1002030
Sample Date	11/6/2008 9:30:00 AM
Basin	Lower Queen Creek Watershed
Sub-basin	unknown
QC Type	Original data

Parameters and Constituents		Standards														Results				
Name	Units	AZ Agricultural Livestock Watering		AZ Aquatic and Wildlife - Ephemeral Acute		AZ Aquatic and Wildlife - Warm Water Acute		AZ Aquatic and Wildlife - Warm Water Chronic		AZ Full Body Contact		AZ Fish Consumption		AZ Partial Body Contact		Dissolved Results	Total Results	Total Recoverable Results	Field Results	Use Exceeded
		Standard	Fraction	Standard	Fraction	Standard	Fraction	Standard	Fraction	Standard	Fraction	Standard	Fraction	Standard	Fraction					
Metals																				
Molybdenum	mg/l	---	---	---	---	---	---	---	---	---	---	---	---	---	---	<0.00800	---	---	---	---
Nickel	mg/l	---	---	12.00057	DIS	1.35128	DIS	0.15009	DIS	28	TRC	0.511	TRC	28	TRC	<0.01000	---	<0.01000	---	---
Potassium	mg/l	---	---	---	---	---	---	---	---	---	---	---	---	---	---	---	---	<0.500	---	---
Selenium	mg/l	0.05	TRC	0.033	TRC	---	---	0.002	TRC	4.667	TRC	0.667	TRC	4.667	TRC	---	---	<0.00300	---	AZ Aquatic and Wildlife - Warm Water Chronic*
Silver	mg/l	---	---	0.027747	DIS	0.027747	DIS	---	---	4.667	TRC	8	TRC	4.667	TRC	<0.000100	---	<0.005000	---	---
Sodium	mg/l	---	---	---	---	---	---	---	---	---	---	---	---	---	---	---	---	11.8	---	---
Strontium	mg/l	---	---	---	---	---	---	---	---	---	---	---	---	---	---	0.179	---	---	---	---
Thallium	mg/l	---	---	---	---	0.7	DIS	0.15	DIS	0.075	TRC	0.001	TRC	0.075	TRC	<0.00100	---	<0.00100	---	AZ Fish Consumption*
Zinc	mg/l	25	TRC	3.2144	DIS	0.3387	DIS	0.3387	DIS	280	TRC	5.106	TRC	280	TRC	<0.0100	---	<0.0100	---	---
Other																				
Dissolved Organic Carbon	mg/l	---	---	---	---	---	---	---	---	---	---	---	---	---	---	---	---	---	1.29	---

The hardness value used for calculation of hardness-dependent standards is the hardness of the sample itself, not the hardness of a receiving water.
* Detection limit exceeds standard
† Exceedance is considered less than regulatory limit
‡ For comparison only - no analysis exists

Station Name	Hidden Spring
Sample ID	RESE-1002045
Sample Date	2/10/2009 1:00:00 PM
Basin	Lower Queen Creek Watershed
Sub-basin	unknown
QC Type	Original data

Surface Water Hydrochemical Data

MONTGOMERY & ASSOCIATES

Parameters and Constituents		Standards														Results				
Name	Units	AZ Agricultural Livestock Watering		AZ Aquatic and Wildlife - Ephemeral Acute		AZ Aquatic and Wildlife - Warm Water Acute		AZ Aquatic and Wildlife - Warm Water Chronic		AZ Full Body Contact		AZ Fish Consumption		AZ Partial Body Contact		Dissolved Results	Total Results	Total Recoverable Results	Field Results	Use Exceeded
		Standard	Fraction	Standard	Fraction	Standard	Fraction	Standard	Fraction	Standard	Fraction	Standard	Fraction	Standard	Fraction					
Field Parameters																				
Dissolved oxygen	mg/l	---	---	---	---	6	---	6	---	---	---	---	---	---	---	---	---	---	5.53	AZ Aquatic and Wildlife - Warm Water Acute† AZ Aquatic and Wildlife - Warm Water Chronic†
Flow Rate	gallons/minute	---	---	---	---	---	---	---	---	---	---	---	---	---	---	---	---	---	<0.1	---
pH (Field)	s.u.	6.5 - 9	---	6.5 - 9	---	6.5 - 9	---	6.5 - 9	---	6.5 - 9	---	---	---	6.5 - 9	---	---	---	---	7.41	---
Specific Conductance (Field)	uS/cm	---	---	---	---	---	---	---	---	---	---	---	---	---	---	---	---	---	637.0	---
Temperature (Field)	Deg C	---	---	---	---	---	---	---	---	---	---	---	---	---	---	---	---	---	19.4	---
Turbidity (Field)	NTUs	---	---	---	---	---	---	---	---	---	---	---	---	---	---	---	---	---	0.26	---
Inorganics																				
Alkalinity (as CaCO3)	mg/l	---	---	---	---	---	---	---	---	---	---	---	---	---	---	---	330	---	---	---
Bicarbonate (Calculated by M&A)	mg/l	---	---	---	---	---	---	---	---	---	---	---	---	---	---	---	403	---	---	---
Bicarbonate Alkalinity (as CaCO3)	mg/l	---	---	---	---	---	---	---	---	---	---	---	---	---	---	---	330	---	---	---
Bromide	mg/l	---	---	---	---	---	---	---	---	---	---	---	---	---	---	---	0.129	---	---	---
Carbonate (Calculated by M&A)	mg/l	---	---	---	---	---	---	---	---	---	---	---	---	---	---	---	--	---	---	---
Carbonate Alkalinity (as CaCO3)	mg/l	---	---	---	---	---	---	---	---	---	---	---	---	---	---	---	<1.00	---	---	---
Chloride	mg/l	---	---	---	---	---	---	---	---	---	---	---	---	---	---	---	11.0	---	---	---
Fluoride	mg/l	---	---	---	---	---	---	---	---	140	---	---	---	140	---	---	0.151	---	---	---
Hardness (as CaCO3)	mg/l	---	---	---	---	---	---	---	---	---	---	---	---	---	---	329	---	---	---	---
Silica	mg/l	---	---	---	---	---	---	---	---	---	---	---	---	---	---	23.3	---	---	---	---
Sulfate	mg/l	---	---	---	---	---	---	---	---	---	---	---	---	---	---	---	66.6	---	---	---
Lab Parameters																				
Total Dissolved Solids (Laboratory)	mg/l	---	---	---	---	---	---	---	---	---	---	---	---	---	---	---	420	---	---	---
Total Suspended Solids	mg/l	---	---	---	---	---	---	---	---	---	---	---	---	---	---	---	<5.00	---	---	---
Metals																				
Aluminum	mg/l	---	---	---	---	---	---	---	---	---	---	---	---	---	---	<0.0800	---	---	---	---
Antimony	mg/l	---	---	---	---	0.088	DIS	0.03	DIS	0.747	TRC	0.64	TRC	0.747	TRC	<0.00300	---	<0.00300	---	---
Arsenic	mg/l	0.2	TRC	0.44	DIS	0.34	DIS	0.15	DIS	0.03	TRC	0.08	TRC	0.28	TRC	<0.02500	---	<0.02500	---	---
Barium	mg/l	---	---	---	---	---	---	---	---	98	TRC	---	---	98	TRC	0.0218	---	---	---	---
Beryllium	mg/l	---	---	---	---	---	---	---	---	1.867	TRC	0.084	TRC	1.867	TRC	<0.00200	---	<0.00200	---	---
Boron	mg/l	---	---	---	---	---	---	---	---	186.667	TRC	---	---	186.667	TRC	---	---	<0.0400	---	---
Cadmium	mg/l	0.05	---	0.072488	DIS	0.025014	DIS	0.001282	DIS	0.7	TRC	0.084	TRC	0.7	TRC	<0.000034	---	<0.002000	---	---
Calcium	mg/l	---	---	---	---	---	---	---	---	---	---	---	---	---	---	---	---	82.7	---	---
Chromium	mg/l	1	---	---	---	---	---	---	---	---	---	---	---	---	---	---	---	<0.00600	---	---
Chromium, Hexavalent‡	mg/l	---	---	0.034	DIS	0.016	DIS	0.011	DIS	2.8	TRC	0.15	TRC	2.8	TRC	---	---	<0.00600	---	---
Chromium, Trivalent‡	mg/l	---	---	5.06981	TRC	1.51105	TRC	0.19656	TRC	1400	TRC	75	TRC	1400	TRC	---	---	<0.00600	---	---
Cobalt	mg/l	---	---	---	---	---	---	---	---	---	---	---	---	---	---	<0.00600	---	---	---	---
Copper	mg/l	0.5	TRC	0.07144	DIS	0.04127	DIS	0.02478	DIS	1.3	TRC	---	---	1.3	TRC	<0.00100	---	<0.01000	---	---
Iron	mg/l	---	---	---	---	---	---	1	DIS	---	---	---	---	---	---	<0.0600	---	---	---	---
Lead	mg/l	0.1	TRC	0.484523	DIS	0.229583	DIS	0.008947	DIS	0.015	TRC	---	---	0.015	TRC	<0.000043	---	<0.003000	---	---
Magnesium	mg/l	---	---	---	---	---	---	---	---	---	---	---	---	---	---	---	---	29.7	---	---
Manganese	mg/l	---	---	---	---	---	---	---	---	130.66701	---	---	---	130.66701	---	<0.00400	---	<0.00400	---	---
Mercury	mg/l	0.01	TRC	0.005	DIS	0.0024	DIS	0.00001	DIS	0.28	TRC	---	---	0.28	TRC	---	<0.00020	---	---	AZ Aquatic and Wildlife - Warm Water Chronic*
Molybdenum	mg/l	---	---	---	---	---	---	---	---	---	---	---	---	---	---	0.02560	---	---	---	---
Nickel	mg/l	---	---	11.38854	DIS	1.28237	DIS	0.14243	DIS	28	TRC	0.511	TRC	28	TRC	0.00111	---	<0.01000	---	---
Potassium	mg/l	---	---	---	---	---	---	---	---	---	---	---	---	---	---	---	---	<0.500	---	---
Selenium	mg/l	0.05	TRC	0.033	TRC	---	---	0.002	TRC	4.667	TRC	0.667	TRC	4.667	TRC	---	---	0.00070 jd	---	---
Silver	mg/l	---	---	0.024946	DIS	0.024946	DIS	---	---	4.667	TRC	8	TRC	4.667	TRC	<0.000100	---	<0.005000	---	---

Surface Water Hydrochemical Data

Station Name	Hidden Spring
Sample ID	RESE-1002045
Sample Date	2/10/2009 1:00:00 PM
Basin	Lower Queen Creek Watershed
Sub-basin	unknown
QC Type	Original data

Parameters and Constituents		Standards														Results				
Name	Units	AZ Agricultural Livestock Watering		AZ Aquatic and Wildlife - Ephemeral Acute		AZ Aquatic and Wildlife - Warm Water Acute		AZ Aquatic and Wildlife - Warm Water Chronic		AZ Full Body Contact		AZ Fish Consumption		AZ Partial Body Contact		Dissolved Results	Total Results	Total Recoverable Results	Field Results	Use Exceeded
		Standard	Fraction	Standard	Fraction	Standard	Fraction	Standard	Fraction	Standard	Fraction	Standard	Fraction	Standard	Fraction					
Metals																				
Sodium	mg/l	---	---	---	---	---	---	---	---	---	---	---	---	---	---	---	---	10.5	---	---
Strontium	mg/l	---	---	---	---	---	---	---	---	---	---	---	---	---	---	0.175	---	---	---	---
Thallium	mg/l	---	---	---	---	0.7	DIS	0.15	DIS	0.075	TRC	0.001	TRC	0.075	TRC	<0.00100	---	<0.00100	---	AZ Fish Consumption*
Zinc	mg/l	25	TRC	3.0502	DIS	0.3214	DIS	0.3214	DIS	280	TRC	5.106	TRC	280	TRC	<0.0100	---	<0.0100	---	---
Other																				
Dissolved Organic Carbon	mg/l	---	---	---	---	---	---	---	---	---	---	---	---	---	---	---	---	---	<1.00	---
Mercury, Low Level	ng/l	---	---	---	---	---	---	---	---	---	---	---	---	---	---	<0.50	---	---	---	---
Stable Isotopes																				
Delta Deuterium	per mil	---	---	---	---	---	---	---	---	---	---	---	---	---	---	---	-68.0	---	---	---
Delta Oxygen-18	per mil	---	---	---	---	---	---	---	---	---	---	---	---	---	---	---	-9.50	---	---	---
Delta Oxygen-18 of Sulfate	per mil	---	---	---	---	---	---	---	---	---	---	---	---	---	---	---	4.6	---	---	---
Delta Sulfur-34	per mil	---	---	---	---	---	---	---	---	---	---	---	---	---	---	---	-0.3	---	---	---

The hardness value used for calculation of hardness-dependent standards is the hardness of the sample itself, not the hardness of a receiving water.
* Detection limit exceeds standard
† Exceedance is considered less than regulatory limit
‡ For comparison only - no analysis exists

Station Name	Hidden Spring
Sample ID	RESE-1002086
Sample Date	5/12/2009 2:15:00 PM
Basin	Lower Queen Creek Watershed
Sub-basin	unknown
QC Type	Original data

Surface Water Hydrochemical Data

MONTGOMERY & ASSOCIATES

Parameters and Constituents		Standards														Results				
Name	Units	AZ Agricultural Livestock Watering		AZ Aquatic and Wildlife - Ephemeral Acute		AZ Aquatic and Wildlife - Warm Water Acute		AZ Aquatic and Wildlife - Warm Water Chronic		AZ Full Body Contact		AZ Fish Consumption		AZ Partial Body Contact		Dissolved Results	Total Results	Total Recoverable Results	Field Results	Use Exceeded
		Standard	Fraction	Standard	Fraction	Standard	Fraction	Standard	Fraction	Standard	Fraction	Standard	Fraction	Standard	Fraction					
Field Parameters																				
Dissolved oxygen	mg/l	---	---	---	---	6	---	6	---	---	---	---	---	---	---	---	---	---	9.04	---
Flow Rate	gallons/minute	---	---	---	---	---	---	---	---	---	---	---	---	---	---	---	---	---	<0.1	---
pH (Field)	s.u.	6.5 - 9	---	6.5 - 9	---	6.5 - 9	---	6.5 - 9	---	6.5 - 9	---	---	---	6.5 - 9	---	---	---	---	7.23	---
Specific Conductance (Field)	uS/cm	---	---	---	---	---	---	---	---	---	---	---	---	---	---	---	---	---	673.0	---
Temperature (Field)	Deg C	---	---	---	---	---	---	---	---	---	---	---	---	---	---	---	---	---	20.6	---
Turbidity (Field)	NTUs	---	---	---	---	---	---	---	---	---	---	---	---	---	---	---	---	---	3.97	---
Inorganics																				
Alkalinity (as CaCO3)	mg/l	---	---	---	---	---	---	---	---	---	---	---	---	---	---	---	290	---	---	---
Bicarbonate (Calculated by M&A)	mg/l	---	---	---	---	---	---	---	---	---	---	---	---	---	---	---	354	---	---	---
Bicarbonate Alkalinity (as CaCO3)	mg/l	---	---	---	---	---	---	---	---	---	---	---	---	---	---	---	290	---	---	---
Bromide	mg/l	---	---	---	---	---	---	---	---	---	---	---	---	---	---	---	0.128	---	---	---
Carbonate (Calculated by M&A)	mg/l	---	---	---	---	---	---	---	---	---	---	---	---	---	---	---	--	---	---	---
Carbonate Alkalinity (as CaCO3)	mg/l	---	---	---	---	---	---	---	---	---	---	---	---	---	---	---	<1.00	---	---	---
Chloride	mg/l	---	---	---	---	---	---	---	---	---	---	---	---	---	---	---	11.4	---	---	---
Fluoride	mg/l	---	---	---	---	---	---	---	---	140	---	---	---	140	---	---	0.307	---	---	---
Hardness (as CaCO3)	mg/l	---	---	---	---	---	---	---	---	---	---	---	---	---	---	355	---	---	---	---
Silica	mg/l	---	---	---	---	---	---	---	---	---	---	---	---	---	---	25.5	---	---	---	---
Sulfate	mg/l	---	---	---	---	---	---	---	---	---	---	---	---	---	---	---	70.2	---	---	---
Lab Parameters																				
Total Dissolved Solids (Laboratory)	mg/l	---	---	---	---	---	---	---	---	---	---	---	---	---	---	---	393	---	---	---
Total Suspended Solids	mg/l	---	---	---	---	---	---	---	---	---	---	---	---	---	---	---	27.00	---	---	---
Metals																				
Aluminum	mg/l	---	---	---	---	---	---	---	---	---	---	---	---	---	---	<0.0800	---	---	---	---
Antimony	mg/l	---	---	---	---	0.088	DIS	0.03	DIS	0.747	TRC	0.64	TRC	0.747	TRC	<0.00300	---	<0.00300	---	---
Arsenic	mg/l	0.2	TRC	0.44	DIS	0.34	DIS	0.15	DIS	0.03	TRC	0.08	TRC	0.28	TRC	<0.02500	---	<0.02500	---	---
Barium	mg/l	---	---	---	---	---	---	---	---	98	TRC	---	---	98	TRC	---	---	0.0232	---	---
Beryllium	mg/l	---	---	---	---	---	---	---	---	1.867	TRC	0.084	TRC	1.867	TRC	<0.00200	---	<0.00200	---	---
Boron	mg/l	---	---	---	---	---	---	---	---	186.667	TRC	---	---	186.667	TRC	---	---	<0.0400	---	---
Cadmium	mg/l	0.05	---	0.078037	DIS	0.026928	DIS	0.001351	DIS	0.7	TRC	0.084	TRC	0.7	TRC	<0.000024	---	<0.002000	---	---
Calcium	mg/l	---	---	---	---	---	---	---	---	---	---	---	---	---	---	---	---	90.1	---	---
Chromium	mg/l	1	---	---	---	---	---	---	---	---	---	---	---	---	---	---	---	<0.00600	---	---
Chromium, Hexavalent‡	mg/l	---	---	0.034	DIS	0.016	DIS	0.011	DIS	2.8	TRC	0.15	TRC	2.8	TRC	---	---	<0.00600	---	---
Chromium, Trivalent‡	mg/l	---	---	5.39567	TRC	1.60817	TRC	0.20919	TRC	1400	TRC	75	TRC	1400	TRC	---	---	<0.00600	---	---
Cobalt	mg/l	---	---	---	---	---	---	---	---	---	---	---	---	---	---	<0.00600	---	---	---	---
Copper	mg/l	0.5	TRC	0.07674	DIS	0.04434	DIS	0.02644	DIS	1.3	TRC	---	---	1.3	TRC	<0.00100	---	<0.01000	---	---
Iron	mg/l	---	---	---	---	---	---	1	DIS	---	---	---	---	---	---	<0.0600	---	---	---	---
Lead	mg/l	0.1	TRC	0.524202	DIS	0.248384	DIS	0.009679	DIS	0.015	TRC	---	---	0.015	TRC	0.000689 j	---	<0.003000	---	---
Magnesium	mg/l	---	---	---	---	---	---	---	---	---	---	---	---	---	---	---	---	31.7	---	---
Manganese	mg/l	---	---	---	---	---	---	---	---	130.66701	---	---	---	130.66701	---	0.00910	---	0.01510	---	---
Mercury	mg/l	0.01	TRC	0.005	DIS	0.0024	DIS	0.00001	DIS	0.28	TRC	---	---	0.28	TRC	---	<0.00020	---	---	AZ Aquatic and Wildlife - Warm Water Chronic*
Molybdenum	mg/l	---	---	---	---	---	---	---	---	---	---	---	---	---	---	<0.00800	---	---	---	---
Nickel	mg/l	---	---	12.14545	DIS	1.3676	DIS	0.1519	DIS	28	TRC	0.511	TRC	28	TRC	<0.00100	---	<0.01000	---	---
Potassium	mg/l	---	---	---	---	---	---	---	---	---	---	---	---	---	---	---	---	<0.500	---	---
Selenium	mg/l	0.05	TRC	0.033	TRC	---	---	0.002	TRC	4.667	TRC	0.667	TRC	4.667	TRC	---	---	0.00119 jd	---	---
Silver	mg/l	---	---	0.028432	DIS	0.028432	DIS	---	---	4.667	TRC	8	TRC	4.667	TRC	<0.000100	---	<0.005000	---	---

Station Name	Hidden Spring
Sample ID	RESE-1002086
Sample Date	5/12/2009 2:15:00 PM
Basin	Lower Queen Creek Watershed
Sub-basin	unknown
QC Type	Original data

Surface Water Hydrochemical Data

MONTGOMERY & ASSOCIATES

Parameters and Constituents		Standards														Results				
Name	Units	AZ Agricultural Livestock Watering		AZ Aquatic and Wildlife - Ephemeral Acute		AZ Aquatic and Wildlife - Warm Water Acute		AZ Aquatic and Wildlife - Warm Water Chronic		AZ Full Body Contact		AZ Fish Consumption		AZ Partial Body Contact		Dissolved Results	Total Results	Total Recoverable Results	Field Results	Use Exceeded
		Standard	Fraction	Standard	Fraction	Standard	Fraction	Standard	Fraction	Standard	Fraction	Standard	Fraction	Standard	Fraction					
Metals																				
Sodium	mg/l	---	---	---	---	---	---	---	---	---	---	---	---	---	---	---	---	11.5	---	---
Strontium	mg/l	---	---	---	---	---	---	---	---	---	---	---	---	---	---	0.183	---	---	---	---
Thallium	mg/l	---	---	---	---	0.7	DIS	0.15	DIS	0.075	TRC	0.001	TRC	0.075	TRC	<0.00100	---	<0.00100	---	AZ Fish Consumption*
Zinc	mg/l	25	TRC	3.2532	DIS	0.3428	DIS	0.3428	DIS	280	TRC	5.106	TRC	280	TRC	<0.0100	---	0.0171	---	---
Other																				
Dissolved Organic Carbon	mg/l	---	---	---	---	---	---	---	---	---	---	---	---	---	---	---	---	---	1.54	---
Mercury, Low Level	ng/l	---	---	---	---	---	---	---	---	---	---	---	---	---	---	<0.50	---	---	---	---
Radiogenic Isotopes																				
Tritium	TU	---	---	---	---	---	---	---	---	---	---	---	---	---	---	---	2.80	---	---	---
Stable Isotopes																				
Delta Deuterium	per mil	---	---	---	---	---	---	---	---	---	---	---	---	---	---	---	-68.0	---	---	---
Delta Oxygen-18	per mil	---	---	---	---	---	---	---	---	---	---	---	---	---	---	---	-9.70	---	---	---
Delta Oxygen-18 of Sulfate	per mil	---	---	---	---	---	---	---	---	---	---	---	---	---	---	---	4.4	---	---	---
Delta Sulfur-34	per mil	---	---	---	---	---	---	---	---	---	---	---	---	---	---	---	0.0	---	---	---

The hardness value used for calculation of hardness-dependent standards is the hardness of the sample itself, not the hardness of a receiving water.
* Detection limit exceeds standard
‡ For comparison only - no analysis exists

Station Name	Hidden Spring
Sample ID	RESE-1002116
Sample Date	2/12/2010 9:30:00 AM
Basin	Lower Queen Creek Watershed
Sub-basin	unknown
QC Type	Original data

Surface Water Hydrochemical Data

MONTGOMERY & ASSOCIATES

Parameters and Constituents		Standards														Results				
Name	Units	AZ Agricultural Livestock Watering		AZ Aquatic and Wildlife - Ephemeral Acute		AZ Aquatic and Wildlife - Warm Water Acute		AZ Aquatic and Wildlife - Warm Water Chronic		AZ Full Body Contact		AZ Fish Consumption		AZ Partial Body Contact		Dissolved Results	Total Results	Total Recoverable Results	Field Results	Use Exceeded
		Standard	Fraction	Standard	Fraction	Standard	Fraction	Standard	Fraction	Standard	Fraction	Standard	Fraction	Standard	Fraction					
Field Parameters																				
Dissolved oxygen	mg/l	---	---	---	---	6	---	6	---	---	---	---	---	---	---	---	---	---	11.48	---
Flow Rate	gallons/minute	---	---	---	---	---	---	---	---	---	---	---	---	---	---	---	---	---	1.5 j	---
pH (Field)	s.u.	6.5 - 9	---	6.5 - 9	---	6.5 - 9	---	6.5 - 9	---	6.5 - 9	---	---	---	6.5 - 9	---	---	---	---	7.33	---
Specific Conductance (Field)	uS/cm	---	---	---	---	---	---	---	---	---	---	---	---	---	---	---	---	---	619.0	---
Temperature (Field)	Deg C	---	---	---	---	---	---	---	---	---	---	---	---	---	---	---	---	---	21.6	---
Turbidity (Field)	NTUs	---	---	---	---	---	---	---	---	---	---	---	---	---	---	---	---	---	4.61	---
Inorganics																				
Alkalinity (as CaCO3)	mg/l	---	---	---	---	---	---	---	---	---	---	---	---	---	---	---	283	---	---	---
Bicarbonate (Calculated by M&A)	mg/l	---	---	---	---	---	---	---	---	---	---	---	---	---	---	---	345	---	---	---
Bicarbonate Alkalinity (as CaCO3)	mg/l	---	---	---	---	---	---	---	---	---	---	---	---	---	---	---	283	---	---	---
Bromide	mg/l	---	---	---	---	---	---	---	---	---	---	---	---	---	---	---	<0.100	---	---	---
Carbonate (Calculated by M&A)	mg/l	---	---	---	---	---	---	---	---	---	---	---	---	---	---	---	--	---	---	---
Carbonate Alkalinity (as CaCO3)	mg/l	---	---	---	---	---	---	---	---	---	---	---	---	---	---	---	<1.00	---	---	---
Chloride	mg/l	---	---	---	---	---	---	---	---	---	---	---	---	---	---	---	10.5	---	---	---
Fluoride	mg/l	---	---	---	---	---	---	---	---	140	---	---	---	140	---	---	0.127	---	---	---
Hardness (as CaCO3)	mg/l	---	---	---	---	---	---	---	---	---	---	---	---	---	---	---	---	347	---	---
Silica	mg/l	---	---	---	---	---	---	---	---	---	---	---	---	---	---	25.1	---	---	---	---
Sulfate	mg/l	---	---	---	---	---	---	---	---	---	---	---	---	---	---	---	64.9	---	---	---
Lab Parameters																				
Total Dissolved Solids (Laboratory)	mg/l	---	---	---	---	---	---	---	---	---	---	---	---	---	---	---	358	---	---	---
Total Suspended Solids	mg/l	---	---	---	---	---	---	---	---	---	---	---	---	---	---	---	<5.00	---	---	---
Metals																				
Aluminum	mg/l	---	---	---	---	---	---	---	---	---	---	---	---	---	---	<0.0800	---	---	---	---
Antimony	mg/l	---	---	---	---	0.088	DIS	0.03	DIS	0.747	TRC	0.64	TRC	0.747	TRC	<0.00300	---	<0.00300	---	---
Arsenic	mg/l	0.2	TRC	0.44	DIS	0.34	DIS	0.15	DIS	0.03	TRC	0.08	TRC	0.28	TRC	<0.02500	---	<0.02500	---	---
Barium	mg/l	---	---	---	---	---	---	---	---	98	TRC	---	---	98	TRC	0.0203	---	---	---	---
Beryllium	mg/l	---	---	---	---	---	---	---	---	1.867	TRC	0.084	TRC	1.867	TRC	---	---	<0.00200	---	---
Boron	mg/l	---	---	---	---	---	---	---	---	186.667	TRC	---	---	186.667	TRC	---	---	<0.0400	---	---
Cadmium	mg/l	0.05	---	0.076331	DIS	0.02634	DIS	0.00133	DIS	0.7	TRC	0.084	TRC	0.7	TRC	<0.000024	---	<0.002000	---	---
Calcium	mg/l	---	---	---	---	---	---	---	---	---	---	---	---	---	---	---	---	87.4	---	---
Chromium	mg/l	1	---	---	---	---	---	---	---	---	---	---	---	---	---	---	---	<0.00600	---	---
Chromium, Hexavalent‡	mg/l	---	---	0.034	DIS	0.016	DIS	0.011	DIS	2.8	TRC	0.15	TRC	2.8	TRC	---	---	<0.00600	---	---
Chromium, Trivalent‡	mg/l	---	---	5.29588	TRC	1.57843	TRC	0.20532	TRC	1400	TRC	75	TRC	1400	TRC	---	---	<0.00600	---	---
Cobalt	mg/l	---	---	---	---	---	---	---	---	---	---	---	---	---	---	<0.00600	---	---	---	---
Copper	mg/l	0.5	TRC	0.07511	DIS	0.0434	DIS	0.02593	DIS	1.3	TRC	---	---	1.3	TRC	<0.00100	---	<0.01000	---	---
Iron	mg/l	---	---	---	---	---	---	1	DIS	---	---	---	---	---	---	<0.0600	---	---	---	---
Lead	mg/l	0.1	TRC	0.512	DIS	0.242602	DIS	0.009454	DIS	0.015	TRC	---	---	0.015	TRC	0.000054 j	---	<0.003000	---	---
Magnesium	mg/l	---	---	---	---	---	---	---	---	---	---	---	---	---	---	---	---	31.2	---	---
Manganese	mg/l	---	---	---	---	---	---	---	---	130.66701	---	---	---	130.66701	---	<0.00400	---	<0.00400	---	---
Mercury	mg/l	0.01	TRC	0.005	DIS	0.0024	DIS	0.00001	DIS	0.28	TRC	---	---	0.28	TRC	---	<0.00020	---	---	AZ Aquatic and Wildlife - Warm Water Chronic*
Molybdenum	mg/l	---	---	---	---	---	---	---	---	---	---	---	---	---	---	<0.00800	---	---	---	---
Nickel	mg/l	---	---	11.91349	DIS	1.34148	DIS	0.149	DIS	28	TRC	0.511	TRC	28	TRC	0.00124	---	<0.01000	---	---
Potassium	mg/l	---	---	---	---	---	---	---	---	---	---	---	---	---	---	---	---	<0.500	---	---
Selenium	mg/l	0.05	TRC	0.033	TRC	---	---	0.002	TRC	4.667	TRC	0.667	TRC	4.667	TRC	---	---	0.00096 jd	---	---
Silver	mg/l	---	---	0.027339	DIS	0.027339	DIS	---	---	4.667	TRC	8	TRC	4.667	TRC	<0.000100	---	<0.005000	---	---

Station Name	Hidden Spring
Sample ID	RESE-1002116
Sample Date	2/12/2010 9:30:00 AM
Basin	Lower Queen Creek Watershed
Sub-basin	unknown
QC Type	Original data

Surface Water Hydrochemical Data

MONTGOMERY & ASSOCIATES

Parameters and Constituents		Standards														Results				
Name	Units	AZ Agricultural Livestock Watering		AZ Aquatic and Wildlife - Ephemeral Acute		AZ Aquatic and Wildlife - Warm Water Acute		AZ Aquatic and Wildlife - Warm Water Chronic		AZ Full Body Contact		AZ Fish Consumption		AZ Partial Body Contact		Dissolved Results	Total Results	Total Recoverable Results	Field Results	Use Exceeded
		Standard	Fraction	Standard	Fraction	Standard	Fraction	Standard	Fraction	Standard	Fraction	Standard	Fraction	Standard	Fraction					
Metals																				
Sodium	mg/l	---	---	---	---	---	---	---	---	---	---	---	---	---	---	---	---	11.2	---	---
Strontium	mg/l	---	---	---	---	---	---	---	---	---	---	---	---	---	---	0.163	---	---	---	---
Thallium	mg/l	---	---	---	---	0.7	DIS	0.15	DIS	0.075	TRC	0.001	TRC	0.075	TRC	<0.00100	---	<0.00100	---	AZ Fish Consumption*
Zinc	mg/l	25	TRC	3.191	DIS	0.3363	DIS	0.3363	DIS	280	TRC	5.106	TRC	280	TRC	<0.0100	---	<0.0100	---	---
Other																				
Dissolved Organic Carbon	mg/l	---	---	---	---	---	---	---	---	---	---	---	---	---	---	1.16	---	---	---	---

The hardness value used for calculation of hardness-dependent standards is the hardness of the sample itself, not the hardness of a receiving water.
* Detection limit exceeds standard
‡ For comparison only - no analysis exists

Station Name	Hidden Spring
Sample ID	RESE-1003163
Sample Date	7/17/2010 3:02:00 PM
Basin	Lower Queen Creek Watershed
Sub-basin	unknown
QC Type	Original data

Surface Water Hydrochemical Data

MONTGOMERY & ASSOCIATES

Parameters and Constituents		Standards														Results				
Name	Units	AZ Agricultural Livestock Watering		AZ Aquatic and Wildlife - Ephemeral Acute		AZ Aquatic and Wildlife - Warm Water Acute		AZ Aquatic and Wildlife - Warm Water Chronic		AZ Full Body Contact		AZ Fish Consumption		AZ Partial Body Contact		Dissolved Results	Total Results	Total Recoverable Results	Field Results	Use Exceeded
		Standard	Fraction	Standard	Fraction	Standard	Fraction	Standard	Fraction	Standard	Fraction	Standard	Fraction	Standard	Fraction					
Field Parameters																				
pH (Field)	s.u.	6.5 - 9	---	6.5 - 9	---	6.5 - 9	---	6.5 - 9	---	6.5 - 9	---	---	---	6.5 - 9	---	---	---	---	6.81	---
Specific Conductance (Field)	uS/cm	---	---	---	---	---	---	---	---	---	---	---	---	---	---	---	---	---	667.3	---
Temperature (Field)	Deg C	---	---	---	---	---	---	---	---	---	---	---	---	---	---	---	---	---	25.8	---
Inorganics																				
Alkalinity (as CaCO3)	mg/l	---	---	---	---	---	---	---	---	---	---	---	---	---	---	---	270	---	---	---
Alkalinity, Phenolphthalein	mg/l	---	---	---	---	---	---	---	---	---	---	---	---	---	---	---	<6.0	---	---	---
Bicarbonate (Calculated by M&A)	mg/l	---	---	---	---	---	---	---	---	---	---	---	---	---	---	---	329	---	---	---
Bicarbonate Alkalinity (as CaCO3)	mg/l	---	---	---	---	---	---	---	---	---	---	---	---	---	---	---	270	---	---	---
Bromide	mg/l	---	---	---	---	---	---	---	---	---	---	---	---	---	---	---	<0.500	---	---	---
Carbonate (Calculated by M&A)	mg/l	---	---	---	---	---	---	---	---	---	---	---	---	---	---	---	--	---	---	---
Carbonate Alkalinity (as CaCO3)	mg/l	---	---	---	---	---	---	---	---	---	---	---	---	---	---	---	<6.00	---	---	---
Chloride	mg/l	---	---	---	---	---	---	---	---	---	---	---	---	---	---	---	10.0	---	---	---
Fluoride	mg/l	---	---	---	---	---	---	---	---	140	---	---	---	140	---	---	<0.400	---	---	---
Hardness (as CaCO3)	mg/l	---	---	---	---	---	---	---	---	---	---	---	---	---	---	340	350	---	---	---
Hydroxide Alkalinity (as CaCO3)	mg/l	---	---	---	---	---	---	---	---	---	---	---	---	---	---	---	<6.0	---	---	---
Nitrate as N	mg/l	---	---	---	---	---	---	---	---	3733.33	---	---	---	3733.33	---	---	2.40	---	---	---
Nitrate+Nitrite as N (calculated by M&A)	mg/l	---	---	---	---	---	---	---	---	3733.33	---	---	---	3733.33	---	---	2.40	---	---	---
Nitrite as N	mg/l	---	---	---	---	---	---	---	---	233.33	---	---	---	233.33	---	---	<0.20	---	---	---
Silica	mg/l	---	---	---	---	---	---	---	---	---	---	---	---	---	---	26.0	26.0	---	---	---
Sulfate	mg/l	---	---	---	---	---	---	---	---	---	---	---	---	---	---	---	68.0	---	---	---
Lab Parameters																				
pH (Laboratory)	s.u.	6.5 - 9	---	6.5 - 9	---	6.5 - 9	---	6.5 - 9	---	6.5 - 9	---	---	---	6.5 - 9	---	---	7.49	---	---	---
Specific Conductance (Laboratory)	uS/cm	---	---	---	---	---	---	---	---	---	---	---	---	---	---	---	680	---	---	---
Temperature (Laboratory)	Deg C	---	---	---	---	---	---	---	---	---	---	---	---	---	---	---	20.2	---	---	---
Total Dissolved Solids (Laboratory)	mg/l	---	---	---	---	---	---	---	---	---	---	---	---	---	---	---	490	---	---	---
Metals																				
Aluminum	mg/l	---	---	---	---	---	---	---	---	---	---	---	---	---	---	<0.2000	<0.2000	---	---	---
Antimony	mg/l	---	---	---	---	0.088	DIS	0.03	DIS	0.747	TRC	0.64	TRC	0.747	TRC	<0.00300	<0.00300	---	---	---
Arsenic	mg/l	0.2	TRC	0.44	DIS	0.34	DIS	0.15	DIS	0.03	TRC	0.08	TRC	0.28	TRC	0.00170	0.00180	---	---	---
Barium	mg/l	---	---	---	---	---	---	---	---	98	TRC	---	---	98	TRC	0.0240	0.0240	---	---	---
Beryllium	mg/l	---	---	---	---	---	---	---	---	1.867	TRC	0.084	TRC	1.867	TRC	<0.00100	<0.00100	---	---	---
Boron	mg/l	---	---	---	---	---	---	---	---	186.667	TRC	---	---	186.667	TRC	<0.2000	<0.2000	---	---	---
Cadmium	mg/l	0.05	---	0.076971	DIS	0.02656	DIS	0.001338	DIS	0.7	TRC	0.084	TRC	0.7	TRC	<0.001000	<0.001000	---	---	---
Calcium	mg/l	---	---	---	---	---	---	---	---	---	---	---	---	---	---	86.0	90.0	---	---	---
Chromium	mg/l	1	---	---	---	---	---	---	---	---	---	---	---	---	---	<0.00100	<0.00100	---	---	---
Chromium, Hexavalent‡	mg/l	---	---	0.034	DIS	0.016	DIS	0.011	DIS	2.8	TRC	0.15	TRC	2.8	TRC	<0.00100	<0.00100	---	---	---
Chromium, Trivalent‡	mg/l	---	---	5.33335	TRC	1.58959	TRC	0.20677	TRC	1400	TRC	75	TRC	1400	TRC	<0.00100	<0.00100	---	---	---
Cobalt	mg/l	---	---	---	---	---	---	---	---	---	---	---	---	---	---	<0.00100	<0.00100	---	---	---
Copper	mg/l	0.5	TRC	0.07573	DIS	0.04375	DIS	0.02612	DIS	1.3	TRC	---	---	1.3	TRC	<0.00100	<0.00100	---	---	---
Iron	mg/l	---	---	---	---	---	---	1	DIS	---	---	---	---	---	---	<0.0500	0.0500	---	---	---
Lead	mg/l	0.1	TRC	0.516576	DIS	0.244771	DIS	0.009538	DIS	0.015	TRC	---	---	0.015	TRC	<0.001000	<0.001000	---	---	---
Magnesium	mg/l	---	---	---	---	---	---	---	---	---	---	---	---	---	---	30.0	31.0	---	---	---
Manganese	mg/l	---	---	---	---	---	---	---	---	130.66701	---	---	---	130.66701	---	0.00860	0.00870	---	---	---
Mercury	mg/l	0.01	TRC	0.005	DIS	0.0024	DIS	0.00001	DIS	0.28	TRC	---	---	0.28	TRC	<0.00020	0.00170	---	---	AZ Aquatic and Wildlife - Warm Water Chronic*
Molybdenum	mg/l	---	---	---	---	---	---	---	---	---	---	---	---	---	---	<0.00100	<0.00100	---	---	---

Station Name	Hidden Spring
Sample ID	RESE-1003163
Sample Date	7/17/2010 3:02:00 PM
Basin	Lower Queen Creek Watershed
Sub-basin	unknown
QC Type	Original data

Surface Water Hydrochemical Data

MONTGOMERY & ASSOCIATES

Parameters and Constituents		Standards														Results				
Name	Units	AZ Agricultural Livestock Watering		AZ Aquatic and Wildlife - Ephemeral Acute		AZ Aquatic and Wildlife - Warm Water Acute		AZ Aquatic and Wildlife - Warm Water Chronic		AZ Full Body Contact		AZ Fish Consumption		AZ Partial Body Contact		Dissolved Results	Total Results	Total Recoverable Results	Field Results	Use Exceeded
		Standard	Fraction	Standard	Fraction	Standard	Fraction	Standard	Fraction	Standard	Fraction	Standard	Fraction	Standard	Fraction					
Metals																				
Nickel	mg/l	---	---	12.00057	DIS	1.35128	DIS	0.15009	DIS	28	TRC	0.511	TRC	28	TRC	0.00260	0.00230	---	---	---
Potassium	mg/l	---	---	---	---	---	---	---	---	---	---	---	---	---	---	<2.000	<2.000	---	---	---
Selenium	mg/l	0.05	TRC	0.033	TRC	---	---	0.002	TRC	4.667	TRC	0.667	TRC	4.667	TRC	<0.00200	<0.00200	---	---	AZ Aquatic and Wildlife - Warm Water Chronic*
Silver	mg/l	---	---	0.027747	DIS	0.027747	DIS	---	---	4.667	TRC	8	TRC	4.667	TRC	<0.001000	<0.001000	---	---	---
Sodium	mg/l	---	---	---	---	---	---	---	---	---	---	---	---	---	---	10.0	11.0	---	---	---
Strontium (by isotope dilution)	ppm	---	---	---	---	---	---	---	---	---	---	---	---	---	---	---	0.1866	---	---	---
Thallium	mg/l	---	---	---	---	0.7	DIS	0.15	DIS	0.075	TRC	0.001	TRC	0.075	TRC	<0.00100	<0.00100	---	---	AZ Fish Consumption*
Uranium	mg/l	---	---	---	---	---	---	---	---	2.8	---	---	---	2.8	---	---	0.00060	---	---	---
Zinc	mg/l	25	TRC	3.2144	DIS	0.3387	DIS	0.3387	DIS	280	TRC	5.106	TRC	280	TRC	<0.0100	0.0100	---	---	---
Radiogenic Isotopes																				
Carbon 14	pmC	---	---	---	---	---	---	---	---	---	---	---	---	---	---	---	101.00	---	---	---
Strontium 87/86	none	---	---	---	---	---	---	---	---	---	---	---	---	---	---	---	0.709946	---	---	---
Tritium	TU	---	---	---	---	---	---	---	---	---	---	---	---	---	---	---	2.27	---	---	---
Radiologicals																				
Gross Alpha	pCi/l	---	---	---	---	---	---	---	---	---	---	---	---	---	---	---	4.20	---	---	---
Gross Alpha, Adjusted	pCi/l	---	---	---	---	---	---	---	---	---	---	---	---	---	---	---	4.2	---	---	---
Gross Beta	pCi/l	---	---	---	---	---	---	---	---	---	---	---	---	---	---	---	<4.10	---	---	---
Radionuclides																				
Radium 226	pCi/l	---	---	---	---	---	---	---	---	---	---	---	---	---	---	---	<0.34	---	---	---
Radium 226 + Radium 228	pCi/l	---	---	---	---	---	---	---	---	---	---	---	---	---	---	---	--	---	---	---
Radium 228	pCi/l	---	---	---	---	---	---	---	---	---	---	---	---	---	---	---	<1.20	---	---	---
Uranium 234	pCi/l	---	---	---	---	---	---	---	---	---	---	---	---	---	---	---	<1.30	---	---	---
Uranium 235	pCi/l	---	---	---	---	---	---	---	---	---	---	---	---	---	---	---	<1.30	---	---	---
Uranium 238	pCi/l	---	---	---	---	---	---	---	---	---	---	---	---	---	---	---	<1.3	---	---	---
Stable Isotopes																				
Delta Carbon-13 of DIC	per mil	---	---	---	---	---	---	---	---	---	---	---	---	---	---	---	-14.4	---	---	---
Delta Deuterium	per mil	---	---	---	---	---	---	---	---	---	---	---	---	---	---	---	-64.8	---	---	---
Delta Oxygen-18	per mil	---	---	---	---	---	---	---	---	---	---	---	---	---	---	---	-8.88	---	---	---
Delta Oxygen-18 of Sulfate	per mil	---	---	---	---	---	---	---	---	---	---	---	---	---	---	---	1.1	---	---	---
Delta Sulfur-34	per mil	---	---	---	---	---	---	---	---	---	---	---	---	---	---	---	1.2	---	---	---

The hardness value used for calculation of hardness-dependent standards is the hardness of the sample itself, not the hardness of a receiving water.
* Detection limit exceeds standard
‡ For comparison only - no analysis exists

Station Name	Hidden Spring
Sample ID	RESE-1002155
Sample Date	11/9/2010 10:45:00 AM
Basin	Lower Queen Creek Watershed
Sub-basin	unknown
QC Type	Original data

Surface Water Hydrochemical Data

MONTGOMERY & ASSOCIATES

Parameters and Constituents		Standards														Results				
Name	Units	AZ Agricultural Livestock Watering		AZ Aquatic and Wildlife - Ephemeral Acute		AZ Aquatic and Wildlife - Warm Water Acute		AZ Aquatic and Wildlife - Warm Water Chronic		AZ Full Body Contact		AZ Fish Consumption		AZ Partial Body Contact		Dissolved Results	Total Results	Total Recoverable Results	Field Results	Use Exceeded
		Standard	Fraction	Standard	Fraction	Standard	Fraction	Standard	Fraction	Standard	Fraction	Standard	Fraction	Standard	Fraction					
Field Parameters																				
Dissolved oxygen	mg/l	---	---	---	---	6	---	6	---	---	---	---	---	---	---	---	---	---	8.94	---
Flow Rate	gallons/minute	---	---	---	---	---	---	---	---	---	---	---	---	---	---	---	---	---	0.1 j	---
pH (Field)	s.u.	6.5 - 9	---	6.5 - 9	---	6.5 - 9	---	6.5 - 9	---	6.5 - 9	---	---	---	6.5 - 9	---	---	---	---	7.09	---
Specific Conductance (Field)	uS/cm	---	---	---	---	---	---	---	---	---	---	---	---	---	---	---	---	---	639.0	---
Temperature (Field)	Deg C	---	---	---	---	---	---	---	---	---	---	---	---	---	---	---	---	---	19.2	---
Turbidity (Field)	NTUs	---	---	---	---	---	---	---	---	---	---	---	---	---	---	---	---	---	2.01	---
Inorganics																				
Alkalinity (as CaCO3)	mg/l	---	---	---	---	---	---	---	---	---	---	---	---	---	---	---	300	---	---	---
Bicarbonate (Calculated by M&A)	mg/l	---	---	---	---	---	---	---	---	---	---	---	---	---	---	---	366	---	---	---
Bicarbonate Alkalinity (as CaCO3)	mg/l	---	---	---	---	---	---	---	---	---	---	---	---	---	---	---	300	---	---	---
Bromide	mg/l	---	---	---	---	---	---	---	---	---	---	---	---	---	---	---	0.127	---	---	---
Carbonate (Calculated by M&A)	mg/l	---	---	---	---	---	---	---	---	---	---	---	---	---	---	---	--	---	---	---
Carbonate Alkalinity (as CaCO3)	mg/l	---	---	---	---	---	---	---	---	---	---	---	---	---	---	---	<1.00	---	---	---
Chloride	mg/l	---	---	---	---	---	---	---	---	---	---	---	---	---	---	---	11.1	---	---	---
Fluoride	mg/l	---	---	---	---	---	---	---	---	140	---	---	---	140	---	---	0.271	---	---	---
Hardness (as CaCO3)	mg/l	---	---	---	---	---	---	---	---	---	---	---	---	---	---	---	---	371	---	---
Silica	mg/l	---	---	---	---	---	---	---	---	---	---	---	---	---	---	24.5	---	---	---	---
Sulfate	mg/l	---	---	---	---	---	---	---	---	---	---	---	---	---	---	---	66.6	---	---	---
Lab Parameters																				
Total Dissolved Solids (Laboratory)	mg/l	---	---	---	---	---	---	---	---	---	---	---	---	---	---	---	434	---	---	---
Total Suspended Solids	mg/l	---	---	---	---	---	---	---	---	---	---	---	---	---	---	---	<5.00	---	---	---
Metals																				
Aluminum	mg/l	---	---	---	---	---	---	---	---	---	---	---	---	---	---	<0.0800	---	---	---	---
Antimony	mg/l	---	---	---	---	0.088	DIS	0.03	DIS	0.747	TRC	0.64	TRC	0.747	TRC	<0.00300	---	<0.00300	---	---
Arsenic	mg/l	0.2	TRC	0.44	DIS	0.34	DIS	0.15	DIS	0.03	TRC	0.08	TRC	0.28	TRC	<0.02500	---	<0.02500	---	---
Barium	mg/l	---	---	---	---	---	---	---	---	98	TRC	---	---	98	TRC	0.0222	---	---	---	---
Beryllium	mg/l	---	---	---	---	---	---	---	---	1.867	TRC	0.084	TRC	1.867	TRC	---	---	<0.00200	---	---
Boron	mg/l	---	---	---	---	---	---	---	---	186.667	TRC	---	---	186.667	TRC	---	---	<0.0400	---	---
Cadmium	mg/l	0.05	---	0.081444	DIS	0.028104	DIS	0.001393	DIS	0.7	TRC	0.084	TRC	0.7	TRC	<0.000024	---	<0.002000	---	---
Calcium	mg/l	---	---	---	---	---	---	---	---	---	---	---	---	---	---	---	---	94.1	---	---
Chromium	mg/l	1	---	---	---	---	---	---	---	---	---	---	---	---	---	---	---	<0.00600	---	---
Chromium, Hexavalent‡	mg/l	---	---	0.034	DIS	0.016	DIS	0.011	DIS	2.8	TRC	0.15	TRC	2.8	TRC	---	---	<0.00600	---	---
Chromium, Trivalent‡	mg/l	---	---	5.59404	TRC	1.66729	TRC	0.21688	TRC	1400	TRC	75	TRC	1400	TRC	---	---	<0.00600	---	---
Cobalt	mg/l	---	---	---	---	---	---	---	---	---	---	---	---	---	---	<0.00600	---	---	---	---
Copper	mg/l	0.5	TRC	0.08	DIS	0.04622	DIS	0.02746	DIS	1.3	TRC	---	---	1.3	TRC	<0.00100	---	<0.01000	---	---
Iron	mg/l	---	---	---	---	---	---	1	DIS	---	---	---	---	---	---	<0.0600	---	---	---	---
Lead	mg/l	0.1	TRC	0.548588	DIS	0.259939	DIS	0.010129	DIS	0.015	TRC	---	---	0.015	TRC	0.000024 j	---	<0.003000	---	---
Magnesium	mg/l	---	---	---	---	---	---	---	---	---	---	---	---	---	---	---	---	33.0	---	---
Manganese	mg/l	---	---	---	---	---	---	---	---	130.66701	---	---	---	130.66701	---	<0.00400	---	<0.00400	---	---
Mercury	mg/l	0.01	TRC	0.005	DIS	0.0024	DIS	0.00001	DIS	0.28	TRC	---	---	0.28	TRC	---	<0.00020	---	---	AZ Aquatic and Wildlife - Warm Water Chronic*
Molybdenum	mg/l	---	---	---	---	---	---	---	---	---	---	---	---	---	---	<0.00800	---	---	---	---
Nickel	mg/l	---	---	12.60697	DIS	1.41956	DIS	0.15767	DIS	28	TRC	0.511	TRC	28	TRC	0.00304	---	<0.01000	---	---
Potassium	mg/l	---	---	---	---	---	---	---	---	---	---	---	---	---	---	---	---	<0.500	---	---
Selenium	mg/l	0.05	TRC	0.033	TRC	---	---	0.002	TRC	4.667	TRC	0.667	TRC	4.667	TRC	---	---	0.00195 jd	---	---
Silver	mg/l	---	---	0.030672	DIS	0.030672	DIS	---	---	4.667	TRC	8	TRC	4.667	TRC	<0.000100	---	<0.005000	---	---

Station Name	Hidden Spring
Sample ID	RESE-1002155
Sample Date	11/9/2010 10:45:00 AM
Basin	Lower Queen Creek Watershed
Sub-basin	unknown
QC Type	Original data

Surface Water Hydrochemical Data

MONTGOMERY & ASSOCIATES

Parameters and Constituents		Standards														Results				
Name	Units	AZ Agricultural Livestock Watering		AZ Aquatic and Wildlife - Ephemeral Acute		AZ Aquatic and Wildlife - Warm Water Acute		AZ Aquatic and Wildlife - Warm Water Chronic		AZ Full Body Contact		AZ Fish Consumption		AZ Partial Body Contact		Dissolved Results	Total Results	Total Recoverable Results	Field Results	Use Exceeded
		Standard	Fraction	Standard	Fraction	Standard	Fraction	Standard	Fraction	Standard	Fraction	Standard	Fraction	Standard	Fraction					
Metals																				
Sodium	mg/l	---	---	---	---	---	---	---	---	---	---	---	---	---	---	---	---	10.8	---	---
Strontium	mg/l	---	---	---	---	---	---	---	---	---	---	---	---	---	---	0.195	---	---	---	---
Thallium	mg/l	---	---	---	---	0.7	DIS	0.15	DIS	0.075	TRC	0.001	TRC	0.075	TRC	<0.00100	---	<0.00100	---	AZ Fish Consumption*
Zinc	mg/l	25	TRC	3.377	DIS	0.3559	DIS	0.3559	DIS	280	TRC	5.106	TRC	280	TRC	<0.0100	---	0.0187	---	---
Other																				
Dissolved Organic Carbon	mg/l	---	---	---	---	---	---	---	---	---	---	---	---	---	---	1.35	---	---	---	---

The hardness value used for calculation of hardness-dependent standards is the hardness of the sample itself, not the hardness of a receiving water.
* Detection limit exceeds standard
‡ For comparison only - no analysis exists

Station Name	Hidden Spring
Sample ID	RESE-1002156
Sample Date	11/9/2010 11:00:00 AM
Basin	Lower Queen Creek Watershed
Sub-basin	unknown
QC Type	Field duplicates

Surface Water Hydrochemical Data

MONTGOMERY & ASSOCIATES

Parameters and Constituents		Standards														Results				
Name	Units	AZ Agricultural Livestock Watering		AZ Aquatic and Wildlife - Ephemeral Acute		AZ Aquatic and Wildlife - Warm Water Acute		AZ Aquatic and Wildlife - Warm Water Chronic		AZ Full Body Contact		AZ Fish Consumption		AZ Partial Body Contact		Dissolved Results	Total Results	Total Recoverable Results	Field Results	Use Exceeded
		Standard	Fraction	Standard	Fraction	Standard	Fraction	Standard	Fraction	Standard	Fraction	Standard	Fraction	Standard	Fraction					
Field Parameters																				
Dissolved oxygen	mg/l	---	---	---	---	6	---	6	---	---	---	---	---	---	---	---	---	---	8.94	---
Flow Rate	gallons/minute	---	---	---	---	---	---	---	---	---	---	---	---	---	---	---	---	---	0.1 j	---
pH (Field)	s.u.	6.5 - 9	---	6.5 - 9	---	6.5 - 9	---	6.5 - 9	---	6.5 - 9	---	---	---	6.5 - 9	---	---	---	---	7.09	---
Specific Conductance (Field)	uS/cm	---	---	---	---	---	---	---	---	---	---	---	---	---	---	---	---	---	639.0	---
Temperature (Field)	Deg C	---	---	---	---	---	---	---	---	---	---	---	---	---	---	---	---	---	19.2	---
Turbidity (Field)	NTUs	---	---	---	---	---	---	---	---	---	---	---	---	---	---	---	---	---	2.01	---
Inorganics																				
Alkalinity (as CaCO3)	mg/l	---	---	---	---	---	---	---	---	---	---	---	---	---	---	---	300	---	---	---
Bicarbonate (Calculated by M&A)	mg/l	---	---	---	---	---	---	---	---	---	---	---	---	---	---	---	366	---	---	---
Bicarbonate Alkalinity (as CaCO3)	mg/l	---	---	---	---	---	---	---	---	---	---	---	---	---	---	---	300	---	---	---
Bromide	mg/l	---	---	---	---	---	---	---	---	---	---	---	---	---	---	---	0.154	---	---	---
Carbonate (Calculated by M&A)	mg/l	---	---	---	---	---	---	---	---	---	---	---	---	---	---	---	--	---	---	---
Carbonate Alkalinity (as CaCO3)	mg/l	---	---	---	---	---	---	---	---	---	---	---	---	---	---	---	<1.00	---	---	---
Chloride	mg/l	---	---	---	---	---	---	---	---	---	---	---	---	---	---	---	11.2	---	---	---
Fluoride	mg/l	---	---	---	---	---	---	---	---	140	---	---	---	140	---	---	0.270	---	---	---
Hardness (as CaCO3)	mg/l	---	---	---	---	---	---	---	---	---	---	---	---	---	---	---	---	370	---	---
Silica	mg/l	---	---	---	---	---	---	---	---	---	---	---	---	---	---	24.5	---	---	---	---
Sulfate	mg/l	---	---	---	---	---	---	---	---	---	---	---	---	---	---	---	66.9	---	---	---
Lab Parameters																				
Total Dissolved Solids (Laboratory)	mg/l	---	---	---	---	---	---	---	---	---	---	---	---	---	---	---	420	---	---	---
Total Suspended Solids	mg/l	---	---	---	---	---	---	---	---	---	---	---	---	---	---	---	11.00	---	---	---
Metals																				
Aluminum	mg/l	---	---	---	---	---	---	---	---	---	---	---	---	---	---	<0.0800	---	---	---	---
Antimony	mg/l	---	---	---	---	0.088	DIS	0.03	DIS	0.747	TRC	0.64	TRC	0.747	TRC	<0.00300	---	<0.00300	---	---
Arsenic	mg/l	0.2	TRC	0.44	DIS	0.34	DIS	0.15	DIS	0.03	TRC	0.08	TRC	0.28	TRC	<0.02500	---	<0.02500	---	---
Barium	mg/l	---	---	---	---	---	---	---	---	98	TRC	---	---	98	TRC	0.0223	---	---	---	---
Beryllium	mg/l	---	---	---	---	---	---	---	---	1.867	TRC	0.084	TRC	1.867	TRC	---	---	<0.00200	---	---
Boron	mg/l	---	---	---	---	---	---	---	---	186.667	TRC	---	---	186.667	TRC	---	---	<0.0400	---	---
Cadmium	mg/l	0.05	---	0.081232	DIS	0.028031	DIS	0.001391	DIS	0.7	TRC	0.084	TRC	0.7	TRC	<0.000024	---	<0.002000	---	---
Calcium	mg/l	---	---	---	---	---	---	---	---	---	---	---	---	---	---	---	---	94.1	---	---
Chromium	mg/l	1	---	---	---	---	---	---	---	---	---	---	---	---	---	---	---	<0.00600	---	---
Chromium, Hexavalent‡	mg/l	---	---	0.034	DIS	0.016	DIS	0.011	DIS	2.8	TRC	0.15	TRC	2.8	TRC	---	---	<0.00600	---	---
Chromium, Trivalent‡	mg/l	---	---	5.58168	TRC	1.66361	TRC	0.2164	TRC	1400	TRC	75	TRC	1400	TRC	---	---	<0.00600	---	---
Cobalt	mg/l	---	---	---	---	---	---	---	---	---	---	---	---	---	---	<0.00600	---	---	---	---
Copper	mg/l	0.5	TRC	0.0798	DIS	0.0461	DIS	0.02739	DIS	1.3	TRC	---	---	1.3	TRC	<0.00100	---	<0.01000	---	---
Iron	mg/l	---	---	---	---	---	---	1	DIS	---	---	---	---	---	---	<0.0600	---	---	---	---
Lead	mg/l	0.1	TRC	0.547064	DIS	0.259217	DIS	0.010101	DIS	0.015	TRC	---	---	0.015	TRC	0.000042 j	---	<0.003000	---	---
Magnesium	mg/l	---	---	---	---	---	---	---	---	---	---	---	---	---	---	---	---	32.7	---	---
Manganese	mg/l	---	---	---	---	---	---	---	---	130.66701	---	---	---	130.66701	---	<0.00400	---	0.00480	---	---
Mercury	mg/l	0.01	TRC	0.005	DIS	0.0024	DIS	0.00001	DIS	0.28	TRC	---	---	0.28	TRC	---	<0.00020	---	---	AZ Aquatic and Wildlife - Warm Water Chronic*
Molybdenum	mg/l	---	---	---	---	---	---	---	---	---	---	---	---	---	---	<0.00800	---	---	---	---
Nickel	mg/l	---	---	12.57821	DIS	1.41633	DIS	0.15731	DIS	28	TRC	0.511	TRC	28	TRC	0.00334	---	<0.01000	---	---
Potassium	mg/l	---	---	---	---	---	---	---	---	---	---	---	---	---	---	---	---	<0.500	---	---
Selenium	mg/l	0.05	TRC	0.033	TRC	---	---	0.002	TRC	4.667	TRC	0.667	TRC	4.667	TRC	---	---	0.00090 jd	---	---
Silver	mg/l	---	---	0.03053	DIS	0.03053	DIS	---	---	4.667	TRC	8	TRC	4.667	TRC	<0.000100	---	<0.005000	---	---

Surface Water Hydrochemical Data

Station Name	Hidden Spring
Sample ID	RESE-1002156
Sample Date	11/9/2010 11:00:00 AM
Basin	Lower Queen Creek Watershed
Sub-basin	unknown
QC Type	Field duplicates

Parameters and Constituents		Standards														Results				
Name	Units	AZ Agricultural Livestock Watering		AZ Aquatic and Wildlife - Ephemeral Acute		AZ Aquatic and Wildlife - Warm Water Acute		AZ Aquatic and Wildlife - Warm Water Chronic		AZ Full Body Contact		AZ Fish Consumption		AZ Partial Body Contact		Dissolved Results	Total Results	Total Recoverable Results	Field Results	Use Exceeded
		Standard	Fraction	Standard	Fraction	Standard	Fraction	Standard	Fraction	Standard	Fraction	Standard	Fraction	Standard	Fraction					
Metals																				
Sodium	mg/l	---	---	---	---	---	---	---	---	---	---	---	---	---	---	---	---	10.7	---	---
Strontium	mg/l	---	---	---	---	---	---	---	---	---	---	---	---	---	---	0.196	---	---	---	---
Thallium	mg/l	---	---	---	---	0.7	DIS	0.15	DIS	0.075	TRC	0.001	TRC	0.075	TRC	<0.00100	---	<0.00100	---	AZ Fish Consumption*
Zinc	mg/l	25	TRC	3.3693	DIS	0.3551	DIS	0.3551	DIS	280	TRC	5.106	TRC	280	TRC	<0.0100	---	0.0284	---	---
Other																				
Dissolved Organic Carbon	mg/l	---	---	---	---	---	---	---	---	---	---	---	---	---	---	1.31	---	---	---	---

The hardness value used for calculation of hardness-dependent standards is the hardness of the sample itself, not the hardness of a receiving water.
* Detection limit exceeds standard
‡ For comparison only - no analysis exists

Explanation of Codes

Absent = Analyte not present	ND = Not Detected
ge = Greater than or equal to reported value	Not Applicable = Analyte not applicable
i = Insufficient sample	q = Uncertain value
j = Estimated value	r = Unusable data
j+ = Estimated value, high bias	< = Less than reported detection limit
j- = Estimated value, low bias	> = Greater than reported value
Lost = Sample lost in processing	d = Diluted. Diluted samples are indicated only when value is estimated.
n = Not measured	LD = Laboratory duplicate
na = Not available	SP = Split sample
Present = Analyte was detected	SPD = Split-Duplicate

Station Name	Kane Spring
Sample ID	RESE-1001002
Sample Date	5/15/2003 3:00:00 PM
Basin	Lower Queen Creek Watershed
Sub-basin	unknown
QC Type	Original data

Surface Water Hydrochemical Data

MONTGOMERY & ASSOCIATES

Parameters and Constituents		Standards														Results				
Name	Units	AZ Agricultural Livestock Watering		AZ Aquatic and Wildlife - Ephemeral Acute		AZ Aquatic and Wildlife - Warm Water Acute		AZ Aquatic and Wildlife - Warm Water Chronic		AZ Full Body Contact		AZ Fish Consumption		AZ Partial Body Contact		Dissolved Results	Total Results	Total Recoverable Results	Field Results	Use Exceeded
		Standard	Fraction	Standard	Fraction	Standard	Fraction	Standard	Fraction	Standard	Fraction	Standard	Fraction	Standard	Fraction					
Bacteria																				
E. Coli	none	---	---	---	---	---	---	---	---	235	---	---	---	575	---	---	Present	---	---	---
Total Coliforms	none	---	---	---	---	---	---	---	---	---	---	---	---	---	---	---	Present	---	---	---
Field Parameters																				
Dissolved oxygen	mg/l	---	---	---	---	6	---	6	---	---	---	---	---	---	---	---	---	---	11.50	---
Flow Rate	gallons/minute	---	---	---	---	---	---	---	---	---	---	---	---	---	---	---	---	---	0.00	---
pH (Field)	s.u.	6.5 - 9	---	6.5 - 9	---	6.5 - 9	---	6.5 - 9	---	6.5 - 9	---	---	---	6.5 - 9	---	---	---	---	8.50	---
Specific Conductance (Field)	uS/cm	---	---	---	---	---	---	---	---	---	---	---	---	---	---	---	---	---	397.0	---
Temperature (Field)	Deg C	---	---	---	---	---	---	---	---	---	---	---	---	---	---	---	---	---	27.70	---
Turbidity (Field)	NTUs	---	---	---	---	---	---	---	---	---	---	---	---	---	---	---	---	---	4.70	---
Inorganics																				
Alkalinity (as CaCO3)	mg/l	---	---	---	---	---	---	---	---	---	---	---	---	---	---	---	294	---	---	---
Bicarbonate (Calculated by M&A)	mg/l	---	---	---	---	---	---	---	---	---	---	---	---	---	---	---	275	---	---	---
Bicarbonate Alkalinity (as CaCO3)	mg/l	---	---	---	---	---	---	---	---	---	---	---	---	---	---	---	225	---	---	---
Bromide	mg/l	---	---	---	---	---	---	---	---	---	---	---	---	---	---	0.210	---	---	---	---
Carbonate (Calculated by M&A)	mg/l	---	---	---	---	---	---	---	---	---	---	---	---	---	---	---	41.28	---	---	---
Carbonate Alkalinity (as CaCO3)	mg/l	---	---	---	---	---	---	---	---	---	---	---	---	---	---	---	68.80	---	---	---
Chloride	mg/l	---	---	---	---	---	---	---	---	---	---	---	---	---	---	---	32.6	---	---	---
Cyanide, Free	mg/l	0.2	TRC	0.08	TRC	0.04	TRC	0.01	TRC	18.67	TRC	16	TRC	18.67	TRC	---	<0.10	---	---	AZ Aquatic and Wildlife - Ephemeral Acute* AZ Aquatic and Wildlife - Warm Water Acute* AZ Aquatic and Wildlife - Warm Water Chronic*
Fluoride	mg/l	---	---	---	---	---	---	---	---	140	---	---	---	140	---	0.370	---	---	---	---
Hardness (as CaCO3)	mg/l	---	---	---	---	---	---	---	---	---	---	---	---	---	---	---	354	---	---	---
Nitrate as N	mg/l	---	---	---	---	---	---	---	---	3733.33	---	---	---	3733.33	---	---	<0.10	---	---	---
Nitrate+Nitrite as N	mg/l	---	---	---	---	---	---	---	---	---	---	---	---	---	---	---	<0.10	---	---	---
Nitrate+Nitrite as N (calculated by M&A)	mg/l	---	---	---	---	---	---	---	---	3733.33	---	---	---	3733.33	---	---	--	---	---	---
Nitrite as N	mg/l	---	---	---	---	---	---	---	---	233.33	---	---	---	233.33	---	---	<0.10	---	---	---
Ortho-Phosphate	mg/l	---	---	---	---	---	---	---	---	---	---	---	---	---	---	---	<0.50	---	---	---
Silica	mg/l	---	---	---	---	---	---	---	---	---	---	---	---	---	---	---	29.8	---	---	---
Sulfate	mg/l	---	---	---	---	---	---	---	---	---	---	---	---	---	---	---	29.4	---	---	---
Sulfide	mg/l	---	---	---	---	---	---	---	---	---	---	---	---	---	---	---	<1.00	---	---	---
Lab Parameters																				
Color	Color Units	---	---	---	---	---	---	---	---	---	---	---	---	---	---	---	30	---	---	---
Total Dissolved Solids (Laboratory)	mg/l	---	---	---	---	---	---	---	---	---	---	---	---	---	---	---	420	---	---	---
Total Suspended Solids	mg/l	---	---	---	---	---	---	---	---	---	---	---	---	---	---	---	<5.00	---	---	---
Metals																				
Aluminum	mg/l	---	---	---	---	---	---	---	---	---	---	---	---	---	---	---	<0.0200	---	---	---
Antimony	mg/l	---	---	---	---	0.088	DIS	0.03	DIS	0.747	TRC	0.64	TRC	0.747	TRC	<0.00600	<0.00600	<0.00600	---	---
Arsenic	mg/l	0.2	TRC	0.44	DIS	0.34	DIS	0.15	DIS	0.03	TRC	0.08	TRC	0.28	TRC	<0.00300	0.00300	<0.00300	---	---
Barium	mg/l	---	---	---	---	---	---	---	---	98	TRC	---	---	98	TRC	0.0493	---	---	---	---
Beryllium	mg/l	---	---	---	---	---	---	---	---	1.867	TRC	0.084	TRC	1.867	TRC	<0.00200	<0.00200	<0.00200	---	---
Boron	mg/l	---	---	---	---	---	---	---	---	186.667	TRC	---	---	186.667	TRC	0.0750	---	---	---	---
Cadmium	mg/l	0.05	---	0.077823	DIS	0.026855	DIS	0.001349	DIS	0.7	TRC	0.084	TRC	0.7	TRC	<0.000100	<0.000100	<0.000100	---	---
Calcium	mg/l	---	---	---	---	---	---	---	---	---	---	---	---	---	---	---	52.4	---	---	---
Chromium	mg/l	1	---	---	---	---	---	---	---	---	---	---	---	---	---	---	---	<0.00600	---	---
Chromium, Hexavalent‡	mg/l	---	---	0.034	DIS	0.016	DIS	0.011	DIS	2.8	TRC	0.15	TRC	2.8	TRC	---	---	<0.00600	---	---
Chromium, Trivalent‡	mg/l	---	---	5.38322	TRC	1.60446	TRC	0.20871	TRC	1400	TRC	75	TRC	1400	TRC	---	---	<0.00600	---	---

Station Name	Kane Spring
Sample ID	RESE-1001002
Sample Date	5/15/2003 3:00:00 PM
Basin	Lower Queen Creek Watershed
Sub-basin	unknown
QC Type	Original data

Surface Water Hydrochemical Data

MONTGOMERY & ASSOCIATES

Parameters and Constituents		Standards														Results				
Name	Units	AZ Agricultural Livestock Watering		AZ Aquatic and Wildlife - Ephemeral Acute		AZ Aquatic and Wildlife - Warm Water Acute		AZ Aquatic and Wildlife - Warm Water Chronic		AZ Full Body Contact		AZ Fish Consumption		AZ Partial Body Contact		Dissolved Results	Total Results	Total Recoverable Results	Field Results	Use Exceeded
		Standard	Fraction	Standard	Fraction	Standard	Fraction	Standard	Fraction	Standard	Fraction	Standard	Fraction	Standard	Fraction					
Metals																				
Cobalt	mg/l	---	---	---	---	---	---	---	---	---	---	---	---	---	---	---	<0.00600	---	---	---
Copper	mg/l	0.5	TRC	0.07654	DIS	0.04422	DIS	0.02638	DIS	1.3	TRC	---	---	1.3	TRC	<0.00300	0.00410	0.00420	---	---
Iron	mg/l	---	---	---	---	---	---	1	DIS	---	---	---	---	---	---	---	0.0260	---	---	---
Lead	mg/l	0.1	TRC	0.522677	DIS	0.247662	DIS	0.009651	DIS	0.015	TRC	---	---	0.015	TRC	<0.003000	<0.005000	<0.003000	---	---
Magnesium	mg/l	---	---	---	---	---	---	---	---	---	---	---	---	---	---	---	54.3	---	---	---
Manganese	mg/l	---	---	---	---	---	---	---	---	130.66701	---	---	---	130.66701	---	---	---	<0.00200	---	---
Mercury	mg/l	0.01	TRC	0.005	DIS	0.0024	DIS	0.00001	DIS	0.28	TRC	---	---	0.28	TRC	<0.00020	<0.00020	---	---	AZ Aquatic and Wildlife - Warm Water Chronic*
Molybdenum	mg/l	---	---	---	---	---	---	---	---	---	---	---	---	---	---	---	0.02790	---	---	---
Nickel	mg/l	---	---	12.1165	DIS	1.36434	DIS	0.15154	DIS	28	TRC	0.511	TRC	28	TRC	<0.01000	---	<0.01000	---	---
Potassium	mg/l	---	---	---	---	---	---	---	---	---	---	---	---	---	---	---	<1.00	---	---	---
Selenium	mg/l	0.05	TRC	0.033	TRC	---	---	0.002	TRC	4.667	TRC	0.667	TRC	4.667	TRC	---	<0.00300	<0.00300	---	AZ Aquatic and Wildlife - Warm Water Chronic*
Silver	mg/l	---	---	0.028295	DIS	0.028295	DIS	---	---	4.667	TRC	8	TRC	4.667	TRC	<0.000100	<0.000100	<0.000100	---	---
Sodium	mg/l	---	---	---	---	---	---	---	---	---	---	---	---	---	---	---	24.2	---	---	---
Thallium	mg/l	---	---	---	---	0.7	DIS	0.15	DIS	0.075	TRC	0.001	TRC	0.075	TRC	<0.00200	---	<0.00200	---	AZ Fish Consumption*
Uranium	mg/l	---	---	---	---	---	---	---	---	2.8	---	---	---	2.8	---	---	0.00039	---	---	---
Zinc	mg/l	25	TRC	3.24545	DIS	0.342	DIS	0.342	DIS	280	TRC	5.106	TRC	280	TRC	<0.00500	<0.00500	<0.00500	---	---
Other																				
Anions (Laboratory)	meq/l	---	---	---	---	---	---	---	---	---	---	---	---	---	---	---	7.40	---	---	---
Cations (Laboratory)	meq/l	---	---	---	---	---	---	---	---	---	---	---	---	---	---	---	8.13	---	---	---
Radiologicals																				
Gross Alpha	pCi/l	---	---	---	---	---	---	---	---	---	---	---	---	---	---	---	0.39	---	---	---
Gross Beta	pCi/l	---	---	---	---	---	---	---	---	---	---	---	---	---	---	---	<3.50	---	---	---
Radionuclides																				
Radium 226	pCi/l	---	---	---	---	---	---	---	---	---	---	---	---	---	---	---	<1.00	---	---	---
Radium 226 + Radium 228	pCi/l	---	---	---	---	---	---	---	---	---	---	---	---	---	---	---	--	---	---	---
Radium 228	pCi/l	---	---	---	---	---	---	---	---	---	---	---	---	---	---	---	<1.40	---	---	---

The hardness value used for calculation of hardness-dependent standards is the hardness of the sample itself, not the hardness of a receiving water.

* Detection limit exceeds standard

‡ For comparison only - no analysis exists

Station Name	Kane Spring
Sample ID	RESE-1001014
Sample Date	8/20/2003 8:00:00 AM
Basin	Lower Queen Creek Watershed
Sub-basin	unknown
QC Type	Original data

Surface Water Hydrochemical Data

MONTGOMERY & ASSOCIATES

Parameters and Constituents		Standards														Results				
Name	Units	AZ Agricultural Livestock Watering		AZ Aquatic and Wildlife - Ephemeral Acute		AZ Aquatic and Wildlife - Warm Water Acute		AZ Aquatic and Wildlife - Warm Water Chronic		AZ Full Body Contact		AZ Fish Consumption		AZ Partial Body Contact		Dissolved Results	Total Results	Total Recoverable Results	Field Results	Use Exceeded
		Standard	Fraction	Standard	Fraction	Standard	Fraction	Standard	Fraction	Standard	Fraction	Standard	Fraction	Standard	Fraction					
Bacteria																				
E. Coli	none	---	---	---	---	---	---	---	---	235	---	---	---	575	---	---	Present	---	---	---
Total Coliforms	none	---	---	---	---	---	---	---	---	---	---	---	---	---	---	---	Present	---	---	---
Field Parameters																				
Dissolved oxygen	mg/l	---	---	---	---	6	---	6	---	---	---	---	---	---	---	---	---	---	2.96	AZ Aquatic and Wildlife - Warm Water Acute† AZ Aquatic and Wildlife - Warm Water Chronic†
Flow Rate	gallons/minute	---	---	---	---	---	---	---	---	---	---	---	---	---	---	---	---	---	0.00	---
pH (Field)	s.u.	6.5 - 9	---	6.5 - 9	---	6.5 - 9	---	6.5 - 9	---	6.5 - 9	---	---	---	6.5 - 9	---	---	---	---	8.10	---
Specific Conductance (Field)	uS/cm	---	---	---	---	---	---	---	---	---	---	---	---	---	---	---	---	---	790.0	---
Temperature (Field)	Deg C	---	---	---	---	---	---	---	---	---	---	---	---	---	---	---	---	---	22.70	---
Turbidity (Field)	NTUs	---	---	---	---	---	---	---	---	---	---	---	---	---	---	---	---	---	3.95	---
Inorganics																				
Alkalinity (as CaCO3)	mg/l	---	---	---	---	---	---	---	---	---	---	---	---	---	---	---	397	---	---	---
Bicarbonate (Calculated by M&A)	mg/l	---	---	---	---	---	---	---	---	---	---	---	---	---	---	---	484	---	---	---
Bicarbonate Alkalinity (as CaCO3)	mg/l	---	---	---	---	---	---	---	---	---	---	---	---	---	---	---	397	---	---	---
Bromide	mg/l	---	---	---	---	---	---	---	---	---	---	---	---	---	---	0.230	---	---	---	---
Carbonate (Calculated by M&A)	mg/l	---	---	---	---	---	---	---	---	---	---	---	---	---	---	---	--	---	---	---
Carbonate Alkalinity (as CaCO3)	mg/l	---	---	---	---	---	---	---	---	---	---	---	---	---	---	---	<1.00	---	---	---
Chloride	mg/l	---	---	---	---	---	---	---	---	---	---	---	---	---	---	---	30.3	---	---	---
Cyanide, Total	mg/l	---	---	---	---	---	---	---	---	---	---	---	---	---	---	---	<0.010	---	---	---
Fluoride	mg/l	---	---	---	---	---	---	---	---	140	---	---	---	140	---	0.300	---	---	---	---
Hardness (as CaCO3)	mg/l	---	---	---	---	---	---	---	---	---	---	---	---	---	---	---	381	---	---	---
Nitrate as N	mg/l	---	---	---	---	---	---	---	---	3733.33	---	---	---	3733.33	---	---	<0.10	---	---	---
Nitrate+Nitrite as N	mg/l	---	---	---	---	---	---	---	---	---	---	---	---	---	---	---	<0.10	---	---	---
Nitrate+Nitrite as N (calculated by M&A)	mg/l	---	---	---	---	---	---	---	---	3733.33	---	---	---	3733.33	---	---	--	---	---	---
Nitrite as N	mg/l	---	---	---	---	---	---	---	---	233.33	---	---	---	233.33	---	---	<0.10	---	---	---
Ortho-Phosphate	mg/l	---	---	---	---	---	---	---	---	---	---	---	---	---	---	---	<0.50	---	---	---
Silica	mg/l	---	---	---	---	---	---	---	---	---	---	---	---	---	---	---	40.7	---	---	---
Sulfate	mg/l	---	---	---	---	---	---	---	---	---	---	---	---	---	---	---	25.0	---	---	---
Sulfide	mg/l	---	---	---	---	---	---	---	---	---	---	---	---	---	---	---	<1.00	---	---	---
Lab Parameters																				
Color	Color Units	---	---	---	---	---	---	---	---	---	---	---	---	---	---	---	46	---	---	---
Total Dissolved Solids (Laboratory)	mg/l	---	---	---	---	---	---	---	---	---	---	---	---	---	---	---	476	---	---	---
Total Suspended Solids	mg/l	---	---	---	---	---	---	---	---	---	---	---	---	---	---	---	10.00	---	---	---
Metals																				
Aluminum	mg/l	---	---	---	---	---	---	---	---	---	---	---	---	---	---	---	<0.0200	---	---	---
Antimony	mg/l	---	---	---	---	0.088	DIS	0.03	DIS	0.747	TRC	0.64	TRC	0.747	TRC	<0.00600	<0.00600	<0.00600	---	---
Arsenic	mg/l	0.2	TRC	0.44	DIS	0.34	DIS	0.15	DIS	0.03	TRC	0.08	TRC	0.28	TRC	0.00300	<0.00300	<0.00300	---	---
Barium	mg/l	---	---	---	---	---	---	---	---	98	TRC	---	---	98	TRC	0.0407	---	---	---	---
Beryllium	mg/l	---	---	---	---	---	---	---	---	1.867	TRC	0.084	TRC	1.867	TRC	<0.00200	<0.00200	<0.00200	---	---
Boron	mg/l	---	---	---	---	---	---	---	---	186.667	TRC	---	---	186.667	TRC	---	0.0880	---	---	---
Cadmium	mg/l	0.05	---	0.083572	DIS	0.028838	DIS	0.001419	DIS	0.7	TRC	0.084	TRC	0.7	TRC	<0.000100	<0.000100	<0.000100	---	---
Calcium	mg/l	---	---	---	---	---	---	---	---	---	---	---	---	---	---	---	47.6	---	---	---
Chromium	mg/l	1	---	---	---	---	---	---	---	---	---	---	---	---	---	<0.00600	---	<0.00600	---	---
Chromium, Hexavalent‡	mg/l	---	---	0.034	DIS	0.016	DIS	0.011	DIS	2.8	TRC	0.15	TRC	2.8	TRC	<0.00600	---	<0.00600	---	---
Chromium, Trivalent‡	mg/l	---	---	5.71723	TRC	1.70401	TRC	0.22166	TRC	1400	TRC	75	TRC	1400	TRC	<0.00600	---	<0.00600	---	---
Cobalt	mg/l	---	---	---	---	---	---	---	---	---	---	---	---	---	---	---	<0.00600	---	---	---

Station Name	Kane Spring
Sample ID	RESE-1001014
Sample Date	8/20/2003 8:00:00 AM
Basin	Lower Queen Creek Watershed
Sub-basin	unknown
QC Type	Original data

Surface Water Hydrochemical Data

MONTGOMERY & ASSOCIATES

Parameters and Constituents		Standards														Results				
Name	Units	AZ Agricultural Livestock Watering		AZ Aquatic and Wildlife - Ephemeral Acute		AZ Aquatic and Wildlife - Warm Water Acute		AZ Aquatic and Wildlife - Warm Water Chronic		AZ Full Body Contact		AZ Fish Consumption		AZ Partial Body Contact		Dissolved Results	Total Results	Total Recoverable Results	Field Results	Use Exceeded
		Standard	Fraction	Standard	Fraction	Standard	Fraction	Standard	Fraction	Standard	Fraction	Standard	Fraction	Standard	Fraction					
Metals																				
Copper	mg/l	0.5	TRC	0.08203	DIS	0.04739	DIS	0.02809	DIS	1.3	TRC	---	---	1.3	TRC	<0.00300	<0.00300	<0.00300	---	---
Iron	mg/l	---	---	---	---	---	---	1	DIS	---	---	---	---	---	---	---	<0.0200	---	---	---
Lead	mg/l	0.1	TRC	0.563814	DIS	0.267154	DIS	0.010411	DIS	0.015	TRC	---	---	0.015	TRC	<0.003000	<0.005000	<0.003000	---	---
Magnesium	mg/l	---	---	---	---	---	---	---	---	---	---	---	---	---	---	---	63.6	---	---	---
Manganese	mg/l	---	---	---	---	---	---	---	---	130.66701	---	---	---	130.66701	---	---	---	<0.00200	---	---
Mercury	mg/l	0.01	TRC	0.005	DIS	0.0024	DIS	0.00001	DIS	0.28	TRC	---	---	0.28	TRC	<0.00020	<0.00050	---	---	AZ Aquatic and Wildlife - Warm Water Chronic*
Molybdenum	mg/l	---	---	---	---	---	---	---	---	---	---	---	---	---	---	---	0.00820	---	---	---
Nickel	mg/l	---	---	12.89386	DIS	1.45187	DIS	0.16126	DIS	28	TRC	0.511	TRC	28	TRC	<0.01000	---	<0.01000	---	---
Potassium	mg/l	---	---	---	---	---	---	---	---	---	---	---	---	---	---	---	2.20	---	---	---
Selenium	mg/l	0.05	TRC	0.033	TRC	---	---	0.002	TRC	4.667	TRC	0.667	TRC	4.667	TRC	---	<0.00300	<0.00300	---	AZ Aquatic and Wildlife - Warm Water Chronic*
Silver	mg/l	---	---	0.032108	DIS	0.032108	DIS	---	---	4.667	TRC	8	TRC	4.667	TRC	<0.000100	<0.000100	<0.000100	---	---
Sodium	mg/l	---	---	---	---	---	---	---	---	---	---	---	---	---	---	---	26.4	---	---	---
Thallium	mg/l	---	---	---	---	0.7	DIS	0.15	DIS	0.075	TRC	0.001	TRC	0.075	TRC	<0.00200	<0.00200	---	---	AZ Fish Consumption*
Zinc	mg/l	25	TRC	3.454	DIS	0.36398	DIS	0.36398	DIS	280	TRC	5.106	TRC	280	TRC	<0.00500	<0.00500	<0.00500	---	---

The hardness value used for calculation of hardness-dependent standards is the hardness of the sample itself, not the hardness of a receiving water.
* Detection limit exceeds standard
† Exceedance is considered less than regulatory limit
‡ For comparison only - no analysis exists

Station Name	Kane Spring
Sample ID	RESE-1001026
Sample Date	11/3/2003 8:50:00 AM
Basin	Lower Queen Creek Watershed
Sub-basin	unknown
QC Type	Original data

Surface Water Hydrochemical Data

MONTGOMERY & ASSOCIATES

Parameters and Constituents		Standards														Results				
Name	Units	AZ Agricultural Livestock Watering		AZ Aquatic and Wildlife - Ephemeral Acute		AZ Aquatic and Wildlife - Warm Water Acute		AZ Aquatic and Wildlife - Warm Water Chronic		AZ Full Body Contact		AZ Fish Consumption		AZ Partial Body Contact		Dissolved Results	Total Results	Total Recoverable Results	Field Results	Use Exceeded
		Standard	Fraction	Standard	Fraction	Standard	Fraction	Standard	Fraction	Standard	Fraction	Standard	Fraction	Standard	Fraction					
Bacteria																				
E. Coli	MPN/100ml	---	---	---	---	---	---	---	---	235	---	---	---	575	---	---	11.0	---	---	---
Total Coliforms	MPN/100ml	---	---	---	---	---	---	---	---	---	---	---	---	---	---	---	1600.0	---	---	---
Field Parameters																				
Dissolved oxygen	mg/l	---	---	---	---	6	---	6	---	---	---	---	---	---	---	---	---	---	3.76	AZ Aquatic and Wildlife - Warm Water Acute† AZ Aquatic and Wildlife - Warm Water Chronic†
Flow Rate	gallons/minute	---	---	---	---	---	---	---	---	---	---	---	---	---	---	---	---	---	<0.10	---
pH (Field)	s.u.	6.5 - 9	---	6.5 - 9	---	6.5 - 9	---	6.5 - 9	---	6.5 - 9	---	---	---	6.5 - 9	---	---	---	---	8.10	---
Specific Conductance (Field)	uS/cm	---	---	---	---	---	---	---	---	---	---	---	---	---	---	---	---	---	903.0	---
Temperature (Field)	Deg C	---	---	---	---	---	---	---	---	---	---	---	---	---	---	---	---	---	14.60	---
Turbidity (Field)	NTUs	---	---	---	---	---	---	---	---	---	---	---	---	---	---	---	---	---	5.30	---
Inorganics																				
Alkalinity (as CaCO3)	mg/l	---	---	---	---	---	---	---	---	---	---	---	---	---	---	---	392	---	---	---
Bicarbonate (Calculated by M&A)	mg/l	---	---	---	---	---	---	---	---	---	---	---	---	---	---	---	478	---	---	---
Bicarbonate Alkalinity (as CaCO3)	mg/l	---	---	---	---	---	---	---	---	---	---	---	---	---	---	---	392	---	---	---
Bromide	mg/l	---	---	---	---	---	---	---	---	---	---	---	---	---	---	---	0.120	---	---	---
Carbonate (Calculated by M&A)	mg/l	---	---	---	---	---	---	---	---	---	---	---	---	---	---	---	--	---	---	---
Carbonate Alkalinity (as CaCO3)	mg/l	---	---	---	---	---	---	---	---	---	---	---	---	---	---	---	<1.00	---	---	---
Chloride	mg/l	---	---	---	---	---	---	---	---	---	---	---	---	---	---	---	44.1	---	---	---
Fluoride	mg/l	---	---	---	---	---	---	---	---	140	---	---	---	140	---	---	0.340	---	---	---
Hardness (as CaCO3)	mg/l	---	---	---	---	---	---	---	---	---	---	---	---	---	---	---	311	---	---	---
Nitrate as N	mg/l	---	---	---	---	---	---	---	---	3733.33	---	---	---	3733.33	---	---	<0.10	---	---	---
Nitrate+Nitrite as N	mg/l	---	---	---	---	---	---	---	---	---	---	---	---	---	---	---	<0.10	---	---	---
Nitrate+Nitrite as N (calculated by M&A)	mg/l	---	---	---	---	---	---	---	---	3733.33	---	---	---	3733.33	---	---	--	---	---	---
Nitrite as N	mg/l	---	---	---	---	---	---	---	---	233.33	---	---	---	233.33	---	---	<0.10	---	---	---
Ortho-Phosphate	mg/l	---	---	---	---	---	---	---	---	---	---	---	---	---	---	---	<0.50	---	---	---
Silica	mg/l	---	---	---	---	---	---	---	---	---	---	---	---	---	---	---	33.2	---	---	---
Sulfate	mg/l	---	---	---	---	---	---	---	---	---	---	---	---	---	---	---	62.4	---	---	---
Sulfide	mg/l	---	---	---	---	---	---	---	---	---	---	---	---	---	---	---	<1.00	---	---	---
Lab Parameters																				
Color	Color Units	---	---	---	---	---	---	---	---	---	---	---	---	---	---	---	110	---	---	---
Total Dissolved Solids (Laboratory)	mg/l	---	---	---	---	---	---	---	---	---	---	---	---	---	---	---	528	---	---	---
Total Suspended Solids	mg/l	---	---	---	---	---	---	---	---	---	---	---	---	---	---	---	9.00	---	---	---
Metals																				
Aluminum	mg/l	---	---	---	---	---	---	---	---	---	---	---	---	---	---	---	0.0290	---	---	---
Antimony	mg/l	---	---	---	---	0.088	DIS	0.03	DIS	0.747	TRC	0.64	TRC	0.747	TRC	<0.00300	<0.00300	<0.00300	---	---
Arsenic	mg/l	0.2	TRC	0.44	DIS	0.34	DIS	0.15	DIS	0.03	TRC	0.08	TRC	0.28	TRC	0.00300	0.00400	0.00300	---	---
Barium	mg/l	---	---	---	---	---	---	---	---	98	TRC	---	---	98	TRC	0.0331	---	---	---	---
Beryllium	mg/l	---	---	---	---	---	---	---	---	1.867	TRC	0.084	TRC	1.867	TRC	<0.00200	<0.00200	<0.00200	---	---
Boron	mg/l	---	---	---	---	---	---	---	---	186.667	TRC	---	---	186.667	TRC	---	0.0690	---	---	---
Cadmium	mg/l	0.05	---	0.068638	DIS	0.023685	DIS	0.001233	DIS	0.7	TRC	0.084	TRC	0.7	TRC	<0.000100	<0.000100	<0.000100	---	---
Calcium	mg/l	---	---	---	---	---	---	---	---	---	---	---	---	---	---	---	43.5	---	---	---
Chromium	mg/l	1	---	---	---	---	---	---	---	---	---	---	---	---	---	<0.00600	---	<0.00600	---	---
Chromium, Hexavalent‡	mg/l	---	---	0.034	DIS	0.016	DIS	0.011	DIS	2.8	TRC	0.15	TRC	2.8	TRC	<0.00600	---	<0.00600	---	---
Chromium, Trivalent‡	mg/l	---	---	4.84149	TRC	1.443	TRC	0.1877	TRC	1400	TRC	75	TRC	1400	TRC	<0.00600	---	<0.00600	---	---
Cobalt	mg/l	---	---	---	---	---	---	---	---	---	---	---	---	---	---	---	<0.00600	---	---	---
Copper	mg/l	0.5	TRC	0.06775	DIS	0.03914	DIS	0.02361	DIS	1.3	TRC	---	---	1.3	TRC	0.00330	0.00430	0.00410	---	---

Station Name	Kane Spring
Sample ID	RESE-1001026
Sample Date	11/3/2003 8:50:00 AM
Basin	Lower Queen Creek Watershed
Sub-basin	unknown
QC Type	Original data

Surface Water Hydrochemical Data

MONTGOMERY & ASSOCIATES

Parameters and Constituents		Standards														Results				
Name	Units	AZ Agricultural Livestock Watering		AZ Aquatic and Wildlife - Ephemeral Acute		AZ Aquatic and Wildlife - Warm Water Acute		AZ Aquatic and Wildlife - Warm Water Chronic		AZ Full Body Contact		AZ Fish Consumption		AZ Partial Body Contact		Dissolved Results	Total Results	Total Recoverable Results	Field Results	Use Exceeded
		Standard	Fraction	Standard	Fraction	Standard	Fraction	Standard	Fraction	Standard	Fraction	Standard	Fraction	Standard	Fraction					
Metals																				
Iron	mg/l	---	---	---	---	---	---	1	DIS	---	---	---	---	---	---	---	0.0370	---	---	---
Lead	mg/l	0.1	TRC	0.457021	DIS	0.216552	DIS	0.008439	DIS	0.015	TRC	---	---	0.015	TRC	<0.003000	<0.005000	<0.003000	---	---
Magnesium	mg/l	---	---	---	---	---	---	---	---	---	---	---	---	---	---	---	75.6	---	---	---
Manganese	mg/l	---	---	---	---	---	---	---	---	130.66701	---	---	---	130.66701	---	---	---	0.02340	---	---
Mercury	mg/l	0.01	TRC	0.005	DIS	0.0024	DIS	0.00001	DIS	0.28	TRC	---	---	0.28	TRC	<0.00020	<0.00020	---	---	AZ Aquatic and Wildlife - Warm Water Chronic*
Molybdenum	mg/l	---	---	---	---	---	---	---	---	---	---	---	---	---	---	---	0.02040	---	---	---
Nickel	mg/l	---	---	10.85914	DIS	1.22276	DIS	0.13581	DIS	28	TRC	0.511	TRC	28	TRC	<0.01000	---	<0.01000	---	---
Potassium	mg/l	---	---	---	---	---	---	---	---	---	---	---	---	---	---	---	5.10	---	---	---
Selenium	mg/l	0.05	TRC	0.033	TRC	---	---	0.002	TRC	4.667	TRC	0.667	TRC	4.667	TRC	---	<0.00300	<0.00300	---	AZ Aquatic and Wildlife - Warm Water Chronic*
Silver	mg/l	---	---	0.022645	DIS	0.022645	DIS	---	---	4.667	TRC	8	TRC	4.667	TRC	<0.000100	<0.000100	<0.000100	---	---
Sodium	mg/l	---	---	---	---	---	---	---	---	---	---	---	---	---	---	---	35.0	---	---	---
Thallium	mg/l	---	---	---	---	0.7	DIS	0.15	DIS	0.075	TRC	0.001	TRC	0.075	TRC	<0.00200	<0.00200	---	---	AZ Fish Consumption*
Zinc	mg/l	25	TRC	2.90817	DIS	0.30646	DIS	0.30646	DIS	280	TRC	5.106	TRC	280	TRC	0.00710	0.00940	0.01000	---	---

The hardness value used for calculation of hardness-dependent standards is the hardness of the sample itself, not the hardness of a receiving water.
* Detection limit exceeds standard
† Exceedance is considered less than regulatory limit
‡ For comparison only - no analysis exists

Station Name	Kane Spring
Sample ID	RESE-1001051
Sample Date	2/9/2004 10:00:00 AM
Basin	Lower Queen Creek Watershed
Sub-basin	unknown
QC Type	Original data

Surface Water Hydrochemical Data

MONTGOMERY & ASSOCIATES

Parameters and Constituents		Standards														Results				
Name	Units	AZ Agricultural Livestock Watering		AZ Aquatic and Wildlife - Ephemeral Acute		AZ Aquatic and Wildlife - Warm Water Acute		AZ Aquatic and Wildlife - Warm Water Chronic		AZ Full Body Contact		AZ Fish Consumption		AZ Partial Body Contact		Dissolved Results	Total Results	Total Recoverable Results	Field Results	Use Exceeded
		Standard	Fraction	Standard	Fraction	Standard	Fraction	Standard	Fraction	Standard	Fraction	Standard	Fraction	Standard	Fraction					
Bacteria																				
E. Coli	MPN/100ml	---	---	---	---	---	---	---	---	235	---	---	---	575	---	---	<2.0	---	---	---
Total Coliforms	MPN/100ml	---	---	---	---	---	---	---	---	---	---	---	---	---	---	---	9.0	---	---	---
Field Parameters																				
Dissolved oxygen	mg/l	---	---	---	---	6	---	6	---	---	---	---	---	---	---	---	---	---	6.95	---
Flow Rate	gallons/minute	---	---	---	---	---	---	---	---	---	---	---	---	---	---	---	---	---	<0.10	---
pH (Field)	s.u.	6.5 - 9	---	6.5 - 9	---	6.5 - 9	---	6.5 - 9	---	6.5 - 9	---	---	---	6.5 - 9	---	---	---	---	7.60	---
Specific Conductance (Field)	uS/cm	---	---	---	---	---	---	---	---	---	---	---	---	---	---	---	---	---	771.0	---
Temperature (Field)	Deg C	---	---	---	---	---	---	---	---	---	---	---	---	---	---	---	---	---	4.20	---
Turbidity (Field)	NTUs	---	---	---	---	---	---	---	---	---	---	---	---	---	---	---	---	---	0.65	---
Inorganics																				
Alkalinity (as CaCO3)	mg/l	---	---	---	---	---	---	---	---	---	---	---	---	---	---	---	357	---	---	---
Bicarbonate (Calculated by M&A)	mg/l	---	---	---	---	---	---	---	---	---	---	---	---	---	---	---	436	---	---	---
Bicarbonate Alkalinity (as CaCO3)	mg/l	---	---	---	---	---	---	---	---	---	---	---	---	---	---	---	357	---	---	---
Bromide	mg/l	---	---	---	---	---	---	---	---	---	---	---	---	---	---	---	0.117	---	---	---
Carbonate (Calculated by M&A)	mg/l	---	---	---	---	---	---	---	---	---	---	---	---	---	---	---	--	---	---	---
Carbonate Alkalinity (as CaCO3)	mg/l	---	---	---	---	---	---	---	---	---	---	---	---	---	---	---	<1.00	---	---	---
Chloride	mg/l	---	---	---	---	---	---	---	---	---	---	---	---	---	---	---	30.2	---	---	---
Fluoride	mg/l	---	---	---	---	---	---	---	---	140	---	---	---	140	---	---	0.277	---	---	---
Hardness (as CaCO3)	mg/l	---	---	---	---	---	---	---	---	---	---	---	---	---	---	---	382	---	---	---
Nitrate as N	mg/l	---	---	---	---	---	---	---	---	3733.33	---	---	---	3733.33	---	---	<0.10	---	---	---
Nitrate+Nitrite as N	mg/l	---	---	---	---	---	---	---	---	---	---	---	---	---	---	---	<0.10	---	---	---
Nitrate+Nitrite as N (calculated by M&A)	mg/l	---	---	---	---	---	---	---	---	3733.33	---	---	---	3733.33	---	---	--	---	---	---
Nitrite as N	mg/l	---	---	---	---	---	---	---	---	233.33	---	---	---	233.33	---	---	<0.10	---	---	---
Ortho-Phosphate	mg/l	---	---	---	---	---	---	---	---	---	---	---	---	---	---	---	<0.50	---	---	---
Silica	mg/l	---	---	---	---	---	---	---	---	---	---	---	---	---	---	---	28.7	---	---	---
Sulfate	mg/l	---	---	---	---	---	---	---	---	---	---	---	---	---	---	---	46.5	---	---	---
Sulfide	mg/l	---	---	---	---	---	---	---	---	---	---	---	---	---	---	---	<1.00	---	---	---
Lab Parameters																				
Color	Color Units	---	---	---	---	---	---	---	---	---	---	---	---	---	---	---	37	---	---	---
Total Dissolved Solids (Laboratory)	mg/l	---	---	---	---	---	---	---	---	---	---	---	---	---	---	---	440	---	---	---
Total Suspended Solids	mg/l	---	---	---	---	---	---	---	---	---	---	---	---	---	---	---	7.00	---	---	---
Metals																				
Aluminum	mg/l	---	---	---	---	---	---	---	---	---	---	---	---	---	---	---	<0.0060	---	---	---
Antimony	mg/l	---	---	---	---	0.088	DIS	0.03	DIS	0.747	TRC	0.64	TRC	0.747	TRC	<0.00100	<0.00050	<0.00050	---	---
Arsenic	mg/l	0.2	TRC	0.44	DIS	0.34	DIS	0.15	DIS	0.03	TRC	0.08	TRC	0.28	TRC	<0.00060	0.00180 j	0.00190 j	---	---
Barium	mg/l	---	---	---	---	---	---	---	---	98	TRC	---	---	98	TRC	0.0317	---	---	---	---
Beryllium	mg/l	---	---	---	---	---	---	---	---	1.867	TRC	0.084	TRC	1.867	TRC	<0.00020	<0.00020	<0.00020	---	---
Boron	mg/l	---	---	---	---	---	---	---	---	186.667	TRC	---	---	186.667	TRC	---	0.0285 j	---	---	---
Cadmium	mg/l	0.05	---	0.083785	DIS	0.028912	DIS	0.001422	DIS	0.7	TRC	0.084	TRC	0.7	TRC	<0.000060	<0.000060	<0.000060	---	---
Calcium	mg/l	---	---	---	---	---	---	---	---	---	---	---	---	---	---	---	59.4	---	---	---
Chromium	mg/l	1	---	---	---	---	---	---	---	---	---	---	---	---	---	0.00061 j	---	0.00065 j	---	---
Chromium, Hexavalent‡	mg/l	---	---	0.034	DIS	0.016	DIS	0.011	DIS	2.8	TRC	0.15	TRC	2.8	TRC	0.00061 j	---	0.00065 j	---	---
Chromium, Trivalent‡	mg/l	---	---	5.72952	TRC	1.70767	TRC	0.22213	TRC	1400	TRC	75	TRC	1400	TRC	0.00061 j	---	0.00065 j	---	---
Cobalt	mg/l	---	---	---	---	---	---	---	---	---	---	---	---	---	---	---	<0.00070	---	---	---
Copper	mg/l	0.5	TRC	0.08223	DIS	0.04751	DIS	0.02815	DIS	1.3	TRC	---	---	1.3	TRC	0.00260 j	0.00310	0.00290 j	---	---
Iron	mg/l	---	---	---	---	---	---	1	DIS	---	---	---	---	---	---	---	<0.0130	---	---	---

Station Name	Kane Spring
Sample ID	RESE-1001051
Sample Date	2/9/2004 10:00:00 AM
Basin	Lower Queen Creek Watershed
Sub-basin	unknown
QC Type	Original data

Surface Water Hydrochemical Data

MONTGOMERY & ASSOCIATES

Parameters and Constituents		Standards														Results				
Name	Units	AZ Agricultural Livestock Watering		AZ Aquatic and Wildlife - Ephemeral Acute		AZ Aquatic and Wildlife - Warm Water Acute		AZ Aquatic and Wildlife - Warm Water Chronic		AZ Full Body Contact		AZ Fish Consumption		AZ Partial Body Contact		Dissolved Results	Total Results	Total Recoverable Results	Field Results	Use Exceeded
		Standard	Fraction	Standard	Fraction	Standard	Fraction	Standard	Fraction	Standard	Fraction	Standard	Fraction	Standard	Fraction					
Metals																				
Lead	mg/l	0.1	TRC	0.565336	DIS	0.267875	DIS	0.010439	DIS	0.015	TRC	---	---	0.015	TRC	<0.001000	<0.001000	<0.001000	---	---
Magnesium	mg/l	---	---	---	---	---	---	---	---	---	---	---	---	---	---	---	56.6	---	---	---
Manganese	mg/l	---	---	---	---	---	---	---	---	130.66701	---	---	---	130.66701	---	---	---	0.00340	---	---
Mercury	mg/l	0.01	TRC	0.005	DIS	0.0024	DIS	0.00001	DIS	0.28	TRC	---	---	0.28	TRC	<0.00020	<0.00020	---	---	AZ Aquatic and Wildlife - Warm Water Chronic*
Molybdenum	mg/l	---	---	---	---	---	---	---	---	---	---	---	---	---	---	---	0.01320	---	---	---
Nickel	mg/l	---	---	12.92248	DIS	1.45509	DIS	0.16162	DIS	28	TRC	0.511	TRC	28	TRC	0.00230 j	---	<0.00130	---	---
Potassium	mg/l	---	---	---	---	---	---	---	---	---	---	---	---	---	---	---	7.47	---	---	---
Selenium	mg/l	0.05	TRC	0.033	TRC	---	---	0.002	TRC	4.667	TRC	0.667	TRC	4.667	TRC	---	<0.00080	<0.00080	---	---
Silver	mg/l	---	---	0.032253	DIS	0.032253	DIS	---	---	4.667	TRC	8	TRC	4.667	TRC	<0.000100	<0.000100	<0.000100	---	---
Sodium	mg/l	---	---	---	---	---	---	---	---	---	---	---	---	---	---	---	23.1	---	---	---
Thallium	mg/l	---	---	---	---	0.7	DIS	0.15	DIS	0.075	TRC	0.001	TRC	0.075	TRC	<0.00040	<0.00040	---	---	---
Zinc	mg/l	25	TRC	3.46168	DIS	0.36479	DIS	0.36479	DIS	280	TRC	5.106	TRC	280	TRC	0.00100 j	0.00052 j	0.00077 j	---	---
Other																				
Anions (Laboratory)	meq/l	---	---	---	---	---	---	---	---	---	---	---	---	---	---	8.96	---	---	---	---
Cations (Laboratory)	meq/l	---	---	---	---	---	---	---	---	---	---	---	---	---	---	8.81	---	---	---	---
Ion Balance (Laboratory)	%	---	---	---	---	---	---	---	---	---	---	---	---	---	---	-0.84	---	---	---	---
Total Dissolved Solids (Calc by Lab)	mg/l	---	---	---	---	---	---	---	---	---	---	---	---	---	---	474	---	---	---	---

The hardness value used for calculation of hardness-dependent standards is the hardness of the sample itself, not the hardness of a receiving water.
* Detection limit exceeds standard
‡ For comparison only - no analysis exists

Station Name	Kane Spring
Sample ID	04Aug04ALKS
Sample Date	8/4/2004
Basin	Lower Queen Creek Watershed
Sub-basin	unknown
QC Type	Original data

Surface Water Hydrochemical Data

MONTGOMERY & ASSOCIATES

Parameters and Constituents		Standards														Results				
Name	Units	AZ Agricultural Livestock Watering		AZ Aquatic and Wildlife - Ephemeral Acute		AZ Aquatic and Wildlife - Warm Water Acute		AZ Aquatic and Wildlife - Warm Water Chronic		AZ Full Body Contact		AZ Fish Consumption		AZ Partial Body Contact		Dissolved Results	Total Results	Total Recoverable Results	Field Results	Use Exceeded
		Standard	Fraction	Standard	Fraction	Standard	Fraction	Standard	Fraction	Standard	Fraction	Standard	Fraction	Standard	Fraction					
Field Parameters																				
pH (Field)	s.u.	6.5 - 9	---	6.5 - 9	---	6.5 - 9	---	6.5 - 9	---	6.5 - 9	---	---	---	6.5 - 9	---	---	---	---	8.10	---
Specific Conductance (Field)	uS/cm	---	---	---	---	---	---	---	---	---	---	---	---	---	---	---	---	---	785.0	---
Temperature (Field)	Deg C	---	---	---	---	---	---	---	---	---	---	---	---	---	---	---	---	---	24.50	---
Turbidity (Field)	NTUs	---	---	---	---	---	---	---	---	---	---	---	---	---	---	---	---	---	10.43	---

The hardness value used for calculation of hardness-dependent standards is the hardness of the sample itself, not the hardness of a receiving water.

Station Name	Kane Spring
Sample ID	RESE-1001161
Sample Date	11/3/2004 8:50:00 AM
Basin	Lower Queen Creek Watershed
Sub-basin	unknown
QC Type	Original data

Surface Water Hydrochemical Data

MONTGOMERY & ASSOCIATES

Parameters and Constituents		Standards														Results				
Name	Units	AZ Agricultural Livestock Watering		AZ Aquatic and Wildlife - Ephemeral Acute		AZ Aquatic and Wildlife - Warm Water Acute		AZ Aquatic and Wildlife - Warm Water Chronic		AZ Full Body Contact		AZ Fish Consumption		AZ Partial Body Contact		Dissolved Results	Total Results	Total Recoverable Results	Field Results	Use Exceeded
		Standard	Fraction	Standard	Fraction	Standard	Fraction	Standard	Fraction	Standard	Fraction	Standard	Fraction	Standard	Fraction					
Bacteria																				
E. Coli	MPN/100ml	---	---	---	---	---	---	---	---	235	---	---	---	575	---	---	13.0	---	---	---
Total Coliforms	MPN/100ml	---	---	---	---	---	---	---	---	---	---	---	---	---	---	---	900.0	---	---	---
Field Parameters																				
Dissolved oxygen	mg/l	---	---	---	---	6	---	6	---	---	---	---	---	---	---	---	---	---	6.68	---
pH (Field)	s.u.	6.5 - 9	---	6.5 - 9	---	6.5 - 9	---	6.5 - 9	---	6.5 - 9	---	---	---	6.5 - 9	---	---	---	---	8.20	---
Specific Conductance (Field)	uS/cm	---	---	---	---	---	---	---	---	---	---	---	---	---	---	---	---	---	757.0	---
Temperature (Field)	Deg C	---	---	---	---	---	---	---	---	---	---	---	---	---	---	---	---	---	6.90	---
Turbidity (Field)	NTUs	---	---	---	---	---	---	---	---	---	---	---	---	---	---	---	---	---	0.84	---
Inorganics																				
Alkalinity (as CaCO3)	mg/l	---	---	---	---	---	---	---	---	---	---	---	---	---	---	---	394	---	---	---
Bicarbonate (Calculated by M&A)	mg/l	---	---	---	---	---	---	---	---	---	---	---	---	---	---	---	481	---	---	---
Bicarbonate Alkalinity (as CaCO3)	mg/l	---	---	---	---	---	---	---	---	---	---	---	---	---	---	---	394	---	---	---
Bromide	mg/l	---	---	---	---	---	---	---	---	---	---	---	---	---	---	---	<0.100	---	---	---
Carbonate (Calculated by M&A)	mg/l	---	---	---	---	---	---	---	---	---	---	---	---	---	---	---	--	---	---	---
Carbonate Alkalinity (as CaCO3)	mg/l	---	---	---	---	---	---	---	---	---	---	---	---	---	---	---	<1.00	---	---	---
Chloride	mg/l	---	---	---	---	---	---	---	---	---	---	---	---	---	---	---	34.0	---	---	---
Fluoride	mg/l	---	---	---	---	---	---	---	---	140	---	---	---	140	---	---	0.330	---	---	---
Hardness (as CaCO3)	mg/l	---	---	---	---	---	---	---	---	---	---	---	---	---	---	---	376	---	---	---
Nitrate as N	mg/l	---	---	---	---	---	---	---	---	3733.33	---	---	---	3733.33	---	---	<0.10	---	---	---
Nitrate+Nitrite as N	mg/l	---	---	---	---	---	---	---	---	---	---	---	---	---	---	---	<0.20	---	---	---
Nitrate+Nitrite as N (calculated by M&A)	mg/l	---	---	---	---	---	---	---	---	3733.33	---	---	---	3733.33	---	---	--	---	---	---
Nitrite as N	mg/l	---	---	---	---	---	---	---	---	233.33	---	---	---	233.33	---	---	<0.10	---	---	---
Ortho-Phosphate	mg/l	---	---	---	---	---	---	---	---	---	---	---	---	---	---	---	<0.50	---	---	---
Silica	mg/l	---	---	---	---	---	---	---	---	---	---	---	---	---	---	---	31.4	---	---	---
Sulfate	mg/l	---	---	---	---	---	---	---	---	---	---	---	---	---	---	---	54.7	---	---	---
Sulfide	mg/l	---	---	---	---	---	---	---	---	---	---	---	---	---	---	---	<1.00	---	---	---
Lab Parameters																				
Color	Color Units	---	---	---	---	---	---	---	---	---	---	---	---	---	---	---	110	---	---	---
Total Dissolved Solids (Laboratory)	mg/l	---	---	---	---	---	---	---	---	---	---	---	---	---	---	---	501	---	---	---
Total Suspended Solids	mg/l	---	---	---	---	---	---	---	---	---	---	---	---	---	---	---	<5.00	---	---	---
Metals																				
Aluminum	mg/l	---	---	---	---	---	---	---	---	---	---	---	---	---	---	---	<0.0200	---	---	---
Antimony	mg/l	---	---	---	---	0.088	DIS	0.03	DIS	0.747	TRC	0.64	TRC	0.747	TRC	<0.00300	<0.00300	<0.00300	---	---
Arsenic	mg/l	0.2	TRC	0.44	DIS	0.34	DIS	0.15	DIS	0.03	TRC	0.08	TRC	0.28	TRC	<0.00300	<0.00300	<0.00300	---	---
Barium	mg/l	---	---	---	---	---	---	---	---	98	TRC	---	---	98	TRC	0.0267	---	---	---	---
Beryllium	mg/l	---	---	---	---	---	---	---	---	1.867	TRC	0.084	TRC	1.867	TRC	<0.00200	<0.00200	<0.00200	---	---
Boron	mg/l	---	---	---	---	---	---	---	---	186.667	TRC	---	---	186.667	TRC	---	0.0500	---	---	---
Cadmium	mg/l	0.05	---	0.082508	DIS	0.028471	DIS	0.001406	DIS	0.7	TRC	0.084	TRC	0.7	TRC	<0.000100	<0.000100	<0.000100	---	---
Calcium	mg/l	---	---	---	---	---	---	---	---	---	---	---	---	---	---	---	45.8	---	---	---
Chromium	mg/l	1	---	---	---	---	---	---	---	---	---	---	---	---	---	<0.00600	---	<0.00600	---	---
Chromium, Hexavalent‡	mg/l	---	---	0.034	DIS	0.016	DIS	0.011	DIS	2.8	TRC	0.15	TRC	2.8	TRC	<0.00600	---	<0.00600	---	---
Chromium, Trivalent‡	mg/l	---	---	5.65571	TRC	1.68567	TRC	0.21927	TRC	1400	TRC	75	TRC	1400	TRC	<0.00600	---	<0.00600	---	---
Cobalt	mg/l	---	---	---	---	---	---	---	---	---	---	---	---	---	---	---	<0.00600	---	---	---
Copper	mg/l	0.5	TRC	0.08102	DIS	0.04681	DIS	0.02777	DIS	1.3	TRC	---	---	1.3	TRC	0.00420	0.00500	0.00470	---	---
Iron	mg/l	---	---	---	---	---	---	1	DIS	---	---	---	---	---	---	---	0.0770	---	---	---
Lead	mg/l	0.1	TRC	0.556202	DIS	0.263547	DIS	0.01027	DIS	0.015	TRC	---	---	0.015	TRC	<0.003000	<0.003000	<0.003000	---	---

Surface Water Hydrochemical Data

Station Name	Kane Spring
Sample ID	RESE-1001161
Sample Date	11/3/2004 8:50:00 AM
Basin	Lower Queen Creek Watershed
Sub-basin	unknown
QC Type	Original data

Parameters and Constituents		Standards														Results				
Name	Units	AZ Agricultural Livestock Watering		AZ Aquatic and Wildlife - Ephemeral Acute		AZ Aquatic and Wildlife - Warm Water Acute		AZ Aquatic and Wildlife - Warm Water Chronic		AZ Full Body Contact		AZ Fish Consumption		AZ Partial Body Contact		Dissolved Results	Total Results	Total Recoverable Results	Field Results	Use Exceeded
		Standard	Fraction	Standard	Fraction	Standard	Fraction	Standard	Fraction	Standard	Fraction	Standard	Fraction	Standard	Fraction					
Metals																				
Magnesium	mg/l	---	---	---	---	---	---	---	---	---	---	---	---	---	---	---	63.6	---	---	---
Manganese	mg/l	---	---	---	---	---	---	---	---	130.66701	---	---	---	130.66701	---	---	---	0.00810	---	---
Mercury	mg/l	0.01	TRC	0.005	DIS	0.0024	DIS	0.00001	DIS	0.28	TRC	---	---	0.28	TRC	<0.00020	<0.00020	---	---	AZ Aquatic and Wildlife - Warm Water Chronic*
Molybdenum	mg/l	---	---	---	---	---	---	---	---	---	---	---	---	---	---	---	0.01840	---	---	---
Nickel	mg/l	---	---	12.75056	DIS	1.43573	DIS	0.15947	DIS	28	TRC	0.511	TRC	28	TRC	<0.01000	---	<0.01000	---	---
Potassium	mg/l	---	---	---	---	---	---	---	---	---	---	---	---	---	---	---	7.80	---	---	---
Selenium	mg/l	0.05	TRC	0.033	TRC	---	---	0.002	TRC	4.667	TRC	0.667	TRC	4.667	TRC	---	<0.00300	<0.00300	---	AZ Aquatic and Wildlife - Warm Water Chronic*
Silver	mg/l	---	---	0.031386	DIS	0.031386	DIS	---	---	4.667	TRC	8	TRC	4.667	TRC	<0.000100	<0.000100	<0.000100	---	---
Sodium	mg/l	---	---	---	---	---	---	---	---	---	---	---	---	---	---	---	30.1	---	---	---
Thallium	mg/l	---	---	---	---	0.7	DIS	0.15	DIS	0.075	TRC	0.001	TRC	0.075	TRC	<0.00200	<0.00200	---	---	AZ Fish Consumption*
Zinc	mg/l	25	TRC	3.41555	DIS	0.35992	DIS	0.35992	DIS	280	TRC	5.106	TRC	280	TRC	<0.00500	<0.00500	<0.00500	---	---
Other																				
Anions (Laboratory)	meq/l	---	---	---	---	---	---	---	---	---	---	---	---	---	---	---	9.99	---	---	---
Cations (Laboratory)	meq/l	---	---	---	---	---	---	---	---	---	---	---	---	---	---	---	9.03	---	---	---
Ion Balance (Laboratory)	%	---	---	---	---	---	---	---	---	---	---	---	---	---	---	---	-5.10	---	---	---
Total Dissolved Solids (Calc by Lab)	mg/l	---	---	---	---	---	---	---	---	---	---	---	---	---	---	---	513	---	---	---

The hardness value used for calculation of hardness-dependent standards is the hardness of the sample itself, not the hardness of a receiving water.
* Detection limit exceeds standard
‡ For comparison only - no analysis exists

Station Name	Kane Spring
Sample ID	RESE-1001186
Sample Date	2/9/2005 10:05:00 AM
Basin	Lower Queen Creek Watershed
Sub-basin	unknown
QC Type	Original data

Surface Water Hydrochemical Data

MONTGOMERY & ASSOCIATES

Parameters and Constituents		Standards														Results				
Name	Units	AZ Agricultural Livestock Watering		AZ Aquatic and Wildlife - Ephemeral Acute		AZ Aquatic and Wildlife - Warm Water Acute		AZ Aquatic and Wildlife - Warm Water Chronic		AZ Full Body Contact		AZ Fish Consumption		AZ Partial Body Contact		Dissolved Results	Total Results	Total Recoverable Results	Field Results	Use Exceeded
		Standard	Fraction	Standard	Fraction	Standard	Fraction	Standard	Fraction	Standard	Fraction	Standard	Fraction	Standard	Fraction					
Bacteria																				
E. Coli	MPN/100ml	---	---	---	---	---	---	---	---	235	---	---	---	575	---	---	2.0	---	---	---
Total Coliforms	MPN/100ml	---	---	---	---	---	---	---	---	---	---	---	---	---	---	---	1600.0	---	---	---
Field Parameters																				
Dissolved oxygen	mg/l	---	---	---	---	6	---	6	---	---	---	---	---	---	---	---	---	---	10.38	---
Flow Rate	gallons/minute	---	---	---	---	---	---	---	---	---	---	---	---	---	---	---	---	---	<0.10	---
pH (Field)	s.u.	6.5 - 9	---	6.5 - 9	---	6.5 - 9	---	6.5 - 9	---	6.5 - 9	---	---	---	6.5 - 9	---	---	---	---	8.30	---
Specific Conductance (Field)	uS/cm	---	---	---	---	---	---	---	---	---	---	---	---	---	---	---	---	---	698.0	---
Temperature (Field)	Deg C	---	---	---	---	---	---	---	---	---	---	---	---	---	---	---	---	---	6.90	---
Turbidity (Field)	NTUs	---	---	---	---	---	---	---	---	---	---	---	---	---	---	---	---	---	5.32	---
Inorganics																				
Alkalinity (as CaCO3)	mg/l	---	---	---	---	---	---	---	---	---	---	---	---	---	---	---	339	---	---	---
Bicarbonate (Calculated by M&A)	mg/l	---	---	---	---	---	---	---	---	---	---	---	---	---	---	---	409	---	---	---
Bicarbonate Alkalinity (as CaCO3)	mg/l	---	---	---	---	---	---	---	---	---	---	---	---	---	---	---	335	---	---	---
Bromide	mg/l	---	---	---	---	---	---	---	---	---	---	---	---	---	---	---	0.151	---	---	---
Carbonate (Calculated by M&A)	mg/l	---	---	---	---	---	---	---	---	---	---	---	---	---	---	---	2.39	---	---	---
Carbonate Alkalinity (as CaCO3)	mg/l	---	---	---	---	---	---	---	---	---	---	---	---	---	---	---	3.98	---	---	---
Chloride	mg/l	---	---	---	---	---	---	---	---	---	---	---	---	---	---	---	21.8	---	---	---
Fluoride	mg/l	---	---	---	---	---	---	---	---	140	---	---	---	140	---	---	0.388	---	---	---
Hardness (as CaCO3)	mg/l	---	---	---	---	---	---	---	---	---	---	---	---	---	---	---	343	---	---	---
Nitrate as N	mg/l	---	---	---	---	---	---	---	---	3733.33	---	---	---	3733.33	---	---	<0.10	---	---	---
Nitrate+Nitrite as N	mg/l	---	---	---	---	---	---	---	---	---	---	---	---	---	---	---	<0.20	---	---	---
Nitrate+Nitrite as N (calculated by M&A)	mg/l	---	---	---	---	---	---	---	---	3733.33	---	---	---	3733.33	---	---	--	---	---	---
Nitrite as N	mg/l	---	---	---	---	---	---	---	---	233.33	---	---	---	233.33	---	---	<0.10	---	---	---
Ortho-Phosphate	mg/l	---	---	---	---	---	---	---	---	---	---	---	---	---	---	---	<0.50	---	---	---
Silica	mg/l	---	---	---	---	---	---	---	---	---	---	---	---	---	---	---	23.3	---	---	---
Sulfate	mg/l	---	---	---	---	---	---	---	---	---	---	---	---	---	---	---	29.3	---	---	---
Sulfide	mg/l	---	---	---	---	---	---	---	---	---	---	---	---	---	---	---	<1.00	---	---	---
Lab Parameters																				
Color	Color Units	---	---	---	---	---	---	---	---	---	---	---	---	---	---	---	28	---	---	---
Total Dissolved Solids (Laboratory)	mg/l	---	---	---	---	---	---	---	---	---	---	---	---	---	---	---	416	---	---	---
Total Suspended Solids	mg/l	---	---	---	---	---	---	---	---	---	---	---	---	---	---	---	<5.00	---	---	---
Metals																				
Aluminum	mg/l	---	---	---	---	---	---	---	---	---	---	---	---	---	---	---	<0.0300	---	---	---
Antimony	mg/l	---	---	---	---	0.088	DIS	0.03	DIS	0.747	TRC	0.64	TRC	0.747	TRC	<0.00300	<0.00300	<0.00300	---	---
Arsenic	mg/l	0.2	TRC	0.44	DIS	0.34	DIS	0.15	DIS	0.03	TRC	0.08	TRC	0.28	TRC	0.00330	0.00340	0.00300	---	---
Barium	mg/l	---	---	---	---	---	---	---	---	98	TRC	---	---	98	TRC	0.0291	---	---	---	---
Beryllium	mg/l	---	---	---	---	---	---	---	---	1.867	TRC	0.084	TRC	1.867	TRC	<0.00200	<0.00200	<0.00200	---	---
Boron	mg/l	---	---	---	---	---	---	---	---	186.667	TRC	---	---	186.667	TRC	---	0.0410	---	---	---
Cadmium	mg/l	0.05	---	0.075477	DIS	0.026045	DIS	0.00132	DIS	0.7	TRC	0.084	TRC	0.7	TRC	<0.000200	<0.000200	<0.000200	---	---
Calcium	mg/l	---	---	---	---	---	---	---	---	---	---	---	---	---	---	---	53.0	---	---	---
Chromium	mg/l	1	---	---	---	---	---	---	---	---	---	---	---	---	---	<0.00600	---	<0.00600	---	---
Chromium, Hexavalent‡	mg/l	---	---	0.034	DIS	0.016	DIS	0.011	DIS	2.8	TRC	0.15	TRC	2.8	TRC	<0.00600	---	<0.00600	---	---
Chromium, Trivalent‡	mg/l	---	---	5.24583	TRC	1.56351	TRC	0.20338	TRC	1400	TRC	75	TRC	1400	TRC	<0.00600	---	<0.00600	---	---
Cobalt	mg/l	---	---	---	---	---	---	---	---	---	---	---	---	---	---	---	<0.00600	---	---	---
Copper	mg/l	0.5	TRC	0.0743	DIS	0.04293	DIS	0.02568	DIS	1.3	TRC	---	---	1.3	TRC	<0.01000	<0.01000	<0.01000	---	---
Iron	mg/l	---	---	---	---	---	---	1	DIS	---	---	---	---	---	---	---	<0.0600	---	---	---

Station Name	Kane Spring
Sample ID	RESE-1001186
Sample Date	2/9/2005 10:05:00 AM
Basin	Lower Queen Creek Watershed
Sub-basin	unknown
QC Type	Original data

Surface Water Hydrochemical Data

MONTGOMERY & ASSOCIATES

Parameters and Constituents		Standards														Results				
Name	Units	AZ Agricultural Livestock Watering		AZ Aquatic and Wildlife - Ephemeral Acute		AZ Aquatic and Wildlife - Warm Water Acute		AZ Aquatic and Wildlife - Warm Water Chronic		AZ Full Body Contact		AZ Fish Consumption		AZ Partial Body Contact		Dissolved Results	Total Results	Total Recoverable Results	Field Results	Use Exceeded
		Standard	Fraction	Standard	Fraction	Standard	Fraction	Standard	Fraction	Standard	Fraction	Standard	Fraction	Standard	Fraction					
Metals																				
Lead	mg/l	0.1	TRC	0.505896	DIS	0.23971	DIS	0.009341	DIS	0.015	TRC	---	---	0.015	TRC	<0.003000	<0.003000	<0.003000	---	---
Magnesium	mg/l	---	---	---	---	---	---	---	---	---	---	---	---	---	---	---	51.2	---	---	---
Manganese	mg/l	---	---	---	---	---	---	---	---	130.66701	---	---	---	130.66701	---	---	---	<0.00400	---	---
Mercury	mg/l	0.01	TRC	0.005	DIS	0.0024	DIS	0.00001	DIS	0.28	TRC	---	---	0.28	TRC	<0.00020	<0.00020	---	---	AZ Aquatic and Wildlife - Warm Water Chronic*
Molybdenum	mg/l	---	---	---	---	---	---	---	---	---	---	---	---	---	---	---	<0.00800	---	---	---
Nickel	mg/l	---	---	11.79721	DIS	1.32838	DIS	0.14754	DIS	28	TRC	0.511	TRC	28	TRC	<0.01000	---	<0.01000	---	---
Potassium	mg/l	---	---	---	---	---	---	---	---	---	---	---	---	---	---	---	2.23	---	---	---
Selenium	mg/l	0.05	TRC	0.033	TRC	---	---	0.002	TRC	4.667	TRC	0.667	TRC	4.667	TRC	---	<0.00300	<0.00300	---	AZ Aquatic and Wildlife - Warm Water Chronic*
Silver	mg/l	---	---	0.026799	DIS	0.026799	DIS	---	---	4.667	TRC	8	TRC	4.667	TRC	<0.000100	<0.000100	<0.000100	---	---
Sodium	mg/l	---	---	---	---	---	---	---	---	---	---	---	---	---	---	---	18.1	---	---	---
Thallium	mg/l	---	---	---	---	0.7	DIS	0.15	DIS	0.075	TRC	0.001	TRC	0.075	TRC	<0.00200	<0.00200	---	---	AZ Fish Consumption*
Zinc	mg/l	25	TRC	3.1598	DIS	0.33297	DIS	0.33297	DIS	280	TRC	5.106	TRC	280	TRC	<0.01000	<0.01000	<0.01000	---	---
Other																				
Anions (Laboratory)	meq/l	---	---	---	---	---	---	---	---	---	---	---	---	---	---	---	8.01	---	---	---
Cations (Laboratory)	meq/l	---	---	---	---	---	---	---	---	---	---	---	---	---	---	---	7.70	---	---	---
Ion Balance (Laboratory)	%	---	---	---	---	---	---	---	---	---	---	---	---	---	---	---	-2.00	---	---	---
Total Dissolved Solids (Calc by Lab)	mg/l	---	---	---	---	---	---	---	---	---	---	---	---	---	---	---	409	---	---	---

The hardness value used for calculation of hardness-dependent standards is the hardness of the sample itself, not the hardness of a receiving water.
* Detection limit exceeds standard
‡ For comparison only - no analysis exists

Station Name	Kane Spring
Sample ID	RESE-1001201
Sample Date	5/3/2005 10:05:00 AM
Basin	Lower Queen Creek Watershed
Sub-basin	unknown
QC Type	Original data

Surface Water Hydrochemical Data

MONTGOMERY & ASSOCIATES

Parameters and Constituents		Standards														Results				
Name	Units	AZ Agricultural Livestock Watering		AZ Aquatic and Wildlife - Ephemeral Acute		AZ Aquatic and Wildlife - Warm Water Acute		AZ Aquatic and Wildlife - Warm Water Chronic		AZ Full Body Contact		AZ Fish Consumption		AZ Partial Body Contact		Dissolved Results	Total Results	Total Recoverable Results	Field Results	Use Exceeded
		Standard	Fraction	Standard	Fraction	Standard	Fraction	Standard	Fraction	Standard	Fraction	Standard	Fraction	Standard	Fraction					
Bacteria																				
E. Coli	MPN/100ml	---	---	---	---	---	---	---	---	235	---	---	---	575	---	---	240.0	---	---	AZ Full Body Contact
Total Coliforms	MPN/100ml	---	---	---	---	---	---	---	---	---	---	---	---	---	---	---	>1600.0	---	---	---
Field Parameters																				
Dissolved oxygen	mg/l	---	---	---	---	6	---	6	---	---	---	---	---	---	---	---	---	---	12.50	---
Flow Rate	gallons/minute	---	---	---	---	---	---	---	---	---	---	---	---	---	---	---	---	---	0.50 j	---
pH (Field)	s.u.	6.5 - 9	---	6.5 - 9	---	6.5 - 9	---	6.5 - 9	---	6.5 - 9	---	---	---	6.5 - 9	---	---	---	---	8.10	---
Specific Conductance (Field)	uS/cm	---	---	---	---	---	---	---	---	---	---	---	---	---	---	---	---	---	752.0	---
Temperature (Field)	Deg C	---	---	---	---	---	---	---	---	---	---	---	---	---	---	---	---	---	15.80	---
Turbidity (Field)	NTUs	---	---	---	---	---	---	---	---	---	---	---	---	---	---	---	---	---	0.53	---
Inorganics																				
Alkalinity (as CaCO3)	mg/l	---	---	---	---	---	---	---	---	---	---	---	---	---	---	---	371	---	---	---
Bicarbonate (Calculated by M&A)	mg/l	---	---	---	---	---	---	---	---	---	---	---	---	---	---	---	453	---	---	---
Bicarbonate Alkalinity (as CaCO3)	mg/l	---	---	---	---	---	---	---	---	---	---	---	---	---	---	---	371	---	---	---
Bromide	mg/l	---	---	---	---	---	---	---	---	---	---	---	---	---	---	---	0.204	---	---	---
Carbonate (Calculated by M&A)	mg/l	---	---	---	---	---	---	---	---	---	---	---	---	---	---	---	--	---	---	---
Carbonate Alkalinity (as CaCO3)	mg/l	---	---	---	---	---	---	---	---	---	---	---	---	---	---	---	<1.00	---	---	---
Chloride	mg/l	---	---	---	---	---	---	---	---	---	---	---	---	---	---	---	28.3	---	---	---
Fluoride	mg/l	---	---	---	---	---	---	---	---	140	---	---	---	140	---	---	0.350	---	---	---
Hardness (as CaCO3)	mg/l	---	---	---	---	---	---	---	---	---	---	---	---	---	---	---	416	---	---	---
Nitrate as N	mg/l	---	---	---	---	---	---	---	---	3733.33	---	---	---	3733.33	---	---	<0.10	---	---	---
Nitrate+Nitrite as N	mg/l	---	---	---	---	---	---	---	---	---	---	---	---	---	---	---	<0.20	---	---	---
Nitrate+Nitrite as N (calculated by M&A)	mg/l	---	---	---	---	---	---	---	---	3733.33	---	---	---	3733.33	---	---	--	---	---	---
Nitrite as N	mg/l	---	---	---	---	---	---	---	---	233.33	---	---	---	233.33	---	---	<0.10	---	---	---
Ortho-Phosphate	mg/l	---	---	---	---	---	---	---	---	---	---	---	---	---	---	---	<0.50	---	---	---
Silica	mg/l	---	---	---	---	---	---	---	---	---	---	---	---	---	---	---	26.3	---	---	---
Sulfate	mg/l	---	---	---	---	---	---	---	---	---	---	---	---	---	---	---	45.7	---	---	---
Sulfide	mg/l	---	---	---	---	---	---	---	---	---	---	---	---	---	---	---	<1.00	---	---	---
Lab Parameters																				
Color	Color Units	---	---	---	---	---	---	---	---	---	---	---	---	---	---	---	28	---	---	---
Total Dissolved Solids (Laboratory)	mg/l	---	---	---	---	---	---	---	---	---	---	---	---	---	---	---	460	---	---	---
Total Suspended Solids	mg/l	---	---	---	---	---	---	---	---	---	---	---	---	---	---	---	11.00	---	---	---
Metals																				
Aluminum	mg/l	---	---	---	---	---	---	---	---	---	---	---	---	---	---	---	0.0300	---	---	---
Antimony	mg/l	---	---	---	---	0.088	DIS	0.03	DIS	0.747	TRC	0.64	TRC	0.747	TRC	<0.00300	<0.00300	<0.00300	---	---
Arsenic	mg/l	0.2	TRC	0.44	DIS	0.34	DIS	0.15	DIS	0.03	TRC	0.08	TRC	0.28	TRC	<0.00300	<0.00300	<0.00300	---	---
Barium	mg/l	---	---	---	---	---	---	---	---	98	TRC	---	---	98	TRC	0.0438	---	---	---	---
Beryllium	mg/l	---	---	---	---	---	---	---	---	1.867	TRC	0.084	TRC	1.867	TRC	<0.00200	<0.00200	<0.00200	---	---
Boron	mg/l	---	---	---	---	---	---	---	---	186.667	TRC	---	---	186.667	TRC	---	0.0560	---	---	---
Cadmium	mg/l	0.05	---	0.087609	DIS	0.030232	DIS	0.001468	DIS	0.7	TRC	0.084	TRC	0.7	TRC	<0.000200	<0.000200	<0.000200	---	---
Calcium	mg/l	---	---	---	---	---	---	---	---	---	---	---	---	---	---	---	76.1	---	---	---
Chromium	mg/l	1	---	---	---	---	---	---	---	---	---	---	---	---	---	<0.00600	---	<0.00600	---	---
Chromium, Hexavalent‡	mg/l	---	---	0.034	DIS	0.016	DIS	0.011	DIS	2.8	TRC	0.15	TRC	2.8	TRC	<0.00600	---	<0.00600	---	---
Chromium, Trivalent‡	mg/l	---	---	5.9497	TRC	1.7733	TRC	0.23067	TRC	1400	TRC	75	TRC	1400	TRC	<0.00600	---	<0.00600	---	---
Cobalt	mg/l	---	---	---	---	---	---	---	---	---	---	---	---	---	---	---	<0.00600	---	---	---
Copper	mg/l	0.5	TRC	0.08588	DIS	0.04962	DIS	0.02928	DIS	1.3	TRC	---	---	1.3	TRC	<0.01000	<0.01000	<0.01000	---	---
Iron	mg/l	---	---	---	---	---	---	1	DIS	---	---	---	---	---	---	---	<0.0600	---	---	---

Station Name	Kane Spring
Sample ID	RESE-1001201
Sample Date	5/3/2005 10:05:00 AM
Basin	Lower Queen Creek Watershed
Sub-basin	unknown
QC Type	Original data

Surface Water Hydrochemical Data

MONTGOMERY & ASSOCIATES

Parameters and Constituents		Standards														Results				
Name	Units	AZ Agricultural Livestock Watering		AZ Aquatic and Wildlife - Ephemeral Acute		AZ Aquatic and Wildlife - Warm Water Acute		AZ Aquatic and Wildlife - Warm Water Chronic		AZ Full Body Contact		AZ Fish Consumption		AZ Partial Body Contact		Dissolved Results	Total Results	Total Recoverable Results	Field Results	Use Exceeded
		Standard	Fraction	Standard	Fraction	Standard	Fraction	Standard	Fraction	Standard	Fraction	Standard	Fraction	Standard	Fraction					
Metals																				
Lead	mg/l	0.1	TRC	0.592712	DIS	0.280846	DIS	0.010944	DIS	0.015	TRC	---	---	0.015	TRC	<0.003000	<0.003000	<0.003000	---	---
Magnesium	mg/l	---	---	---	---	---	---	---	---	---	---	---	---	---	---	---	54.9	---	---	---
Manganese	mg/l	---	---	---	---	---	---	---	---	130.66701	---	---	---	130.66701	---	---	---	0.00470	---	---
Mercury	mg/l	0.01	TRC	0.005	DIS	0.0024	DIS	0.00001	DIS	0.28	TRC	---	---	0.28	TRC	<0.00020	<0.00020	---	---	AZ Aquatic and Wildlife - Warm Water Chronic*
Molybdenum	mg/l	---	---	---	---	---	---	---	---	---	---	---	---	---	---	---	0.01040	---	---	---
Nickel	mg/l	---	---	13.43579	DIS	1.51289	DIS	0.16804	DIS	28	TRC	0.511	TRC	28	TRC	<0.01000	---	<0.01000	---	---
Potassium	mg/l	---	---	---	---	---	---	---	---	---	---	---	---	---	---	---	0.68	---	---	---
Selenium	mg/l	0.05	TRC	0.033	TRC	---	---	0.002	TRC	4.667	TRC	0.667	TRC	4.667	TRC	---	<0.00300	<0.00300	---	AZ Aquatic and Wildlife - Warm Water Chronic*
Silver	mg/l	---	---	0.034911	DIS	0.034911	DIS	---	---	4.667	TRC	8	TRC	4.667	TRC	<0.000100	<0.000100	<0.000100	---	---
Sodium	mg/l	---	---	---	---	---	---	---	---	---	---	---	---	---	---	---	23.1	---	---	---
Thallium	mg/l	---	---	---	---	0.7	DIS	0.15	DIS	0.075	TRC	0.001	TRC	0.075	TRC	<0.00200	<0.00200	---	---	AZ Fish Consumption*
Zinc	mg/l	25	TRC	3.5994	DIS	0.3793	DIS	0.3793	DIS	280	TRC	5.106	TRC	280	TRC	<0.01000	<0.01000	<0.01000	---	---
Other																				
Anions (Laboratory)	meq/l	---	---	---	---	---	---	---	---	---	---	---	---	---	---	---	9.18	---	---	---
Cations (Laboratory)	meq/l	---	---	---	---	---	---	---	---	---	---	---	---	---	---	---	9.34	---	---	---
Ion Balance (Laboratory)	%	---	---	---	---	---	---	---	---	---	---	---	---	---	---	---	0.90	---	---	---
Total Dissolved Solids (Calc by Lab)	mg/l	---	---	---	---	---	---	---	---	---	---	---	---	---	---	---	485	---	---	---

The hardness value used for calculation of hardness-dependent standards is the hardness of the sample itself, not the hardness of a receiving water.
* Detection limit exceeds standard
‡ For comparison only - no analysis exists

Station Name	Kane Spring
Sample ID	RESE-1001218
Sample Date	8/3/2005 8:05:00 AM
Basin	Lower Queen Creek Watershed
Sub-basin	unknown
QC Type	Original data

Surface Water Hydrochemical Data

MONTGOMERY & ASSOCIATES

Parameters and Constituents		Standards														Results				
Name	Units	AZ Agricultural Livestock Watering		AZ Aquatic and Wildlife - Ephemeral Acute		AZ Aquatic and Wildlife - Warm Water Acute		AZ Aquatic and Wildlife - Warm Water Chronic		AZ Full Body Contact		AZ Fish Consumption		AZ Partial Body Contact		Dissolved Results	Total Results	Total Recoverable Results	Field Results	Use Exceeded
		Standard	Fraction	Standard	Fraction	Standard	Fraction	Standard	Fraction	Standard	Fraction	Standard	Fraction	Standard	Fraction					
Bacteria																				
E. Coli	MPN/100ml	---	---	---	---	---	---	---	---	235	---	---	---	575	---	---	1600 ge	---	---	AZ Full Body Contact AZ Partial Body Contact
Total Coliforms	MPN/100ml	---	---	---	---	---	---	---	---	---	---	---	---	---	---	---	1600 ge	---	---	---
Field Parameters																				
Dissolved oxygen	mg/l	---	---	---	---	6	---	6	---	---	---	---	---	---	---	---	---	---	5.90	AZ Aquatic and Wildlife - Warm Water Acute† AZ Aquatic and Wildlife - Warm Water Chronic†
Flow Rate	gallons/minute	---	---	---	---	---	---	---	---	---	---	---	---	---	---	---	---	---	0.10 j	---
pH (Field)	s.u.	6.5 - 9	---	6.5 - 9	---	6.5 - 9	---	6.5 - 9	---	6.5 - 9	---	---	---	6.5 - 9	---	---	---	---	7.80	---
Specific Conductance (Field)	uS/cm	---	---	---	---	---	---	---	---	---	---	---	---	---	---	---	---	---	1019.0	---
Temperature (Field)	Deg C	---	---	---	---	---	---	---	---	---	---	---	---	---	---	---	---	---	22.70	---
Turbidity (Field)	NTUs	---	---	---	---	---	---	---	---	---	---	---	---	---	---	---	---	---	18.80	---
Inorganics																				
Alkalinity (as CaCO3)	mg/l	---	---	---	---	---	---	---	---	---	---	---	---	---	---	---	403	---	---	---
Bicarbonate (Calculated by M&A)	mg/l	---	---	---	---	---	---	---	---	---	---	---	---	---	---	---	492	---	---	---
Bicarbonate Alkalinity (as CaCO3)	mg/l	---	---	---	---	---	---	---	---	---	---	---	---	---	---	---	403	---	---	---
Bromide	mg/l	---	---	---	---	---	---	---	---	---	---	---	---	---	---	---	0.275	---	---	---
Carbonate (Calculated by M&A)	mg/l	---	---	---	---	---	---	---	---	---	---	---	---	---	---	---	--	---	---	---
Carbonate Alkalinity (as CaCO3)	mg/l	---	---	---	---	---	---	---	---	---	---	---	---	---	---	---	<1.00	---	---	---
Chloride	mg/l	---	---	---	---	---	---	---	---	---	---	---	---	---	---	---	72.4	---	---	---
Fluoride	mg/l	---	---	---	---	---	---	---	---	140	---	---	---	140	---	---	0.269	---	---	---
Hardness (as CaCO3)	mg/l	---	---	---	---	---	---	---	---	---	---	---	---	---	---	---	477	---	---	---
Nitrate as N	mg/l	---	---	---	---	---	---	---	---	3733.33	---	---	---	3733.33	---	---	<0.10	---	---	---
Nitrate+Nitrite as N	mg/l	---	---	---	---	---	---	---	---	---	---	---	---	---	---	---	<0.20	---	---	---
Nitrate+Nitrite as N (calculated by M&A)	mg/l	---	---	---	---	---	---	---	---	3733.33	---	---	---	3733.33	---	---	--	---	---	---
Nitrite as N	mg/l	---	---	---	---	---	---	---	---	233.33	---	---	---	233.33	---	---	<0.10	---	---	---
Ortho-Phosphate	mg/l	---	---	---	---	---	---	---	---	---	---	---	---	---	---	---	<0.50	---	---	---
Silica	mg/l	---	---	---	---	---	---	---	---	---	---	---	---	---	---	---	34.7	---	---	---
Sulfate	mg/l	---	---	---	---	---	---	---	---	---	---	---	---	---	---	---	102.0	---	---	---
Sulfide	mg/l	---	---	---	---	---	---	---	---	---	---	---	---	---	---	---	<1.00	---	---	---
Lab Parameters																				
Color	Color Units	---	---	---	---	---	---	---	---	---	---	---	---	---	---	---	150	---	---	---
Total Dissolved Solids (Laboratory)	mg/l	---	---	---	---	---	---	---	---	---	---	---	---	---	---	---	713	---	---	---
Total Suspended Solids	mg/l	---	---	---	---	---	---	---	---	---	---	---	---	---	---	---	10.00	---	---	---
Metals																				
Aluminum	mg/l	---	---	---	---	---	---	---	---	---	---	---	---	---	---	---	<0.0300	---	---	---
Antimony	mg/l	---	---	---	---	0.088	DIS	0.03	DIS	0.747	TRC	0.64	TRC	0.747	TRC	<0.00300	<0.00300	<0.00300	---	---
Arsenic	mg/l	0.2	TRC	0.44	DIS	0.34	DIS	0.15	DIS	0.03	TRC	0.08	TRC	0.28	TRC	0.00470	0.00500	0.00470	---	---
Barium	mg/l	---	---	---	---	---	---	---	---	98	TRC	---	---	98	TRC	0.0511	---	---	---	---
Beryllium	mg/l	---	---	---	---	---	---	---	---	1.867	TRC	0.084	TRC	1.867	TRC	<0.00200	<0.00200	<0.00200	---	---
Boron	mg/l	---	---	---	---	---	---	---	---	186.667	TRC	---	---	186.667	TRC	---	0.0900	---	---	---
Cadmium	mg/l	0.05	---	0.087609	DIS	0.030232	DIS	0.001468	DIS	0.7	TRC	0.084	TRC	0.7	TRC	<0.000200	<0.000100	<0.000200	---	---
Calcium	mg/l	---	---	---	---	---	---	---	---	---	---	---	---	---	---	---	62.1	---	---	---
Chromium	mg/l	1	---	---	---	---	---	---	---	---	---	---	---	---	---	<0.00600	---	<0.00600	---	---
Chromium, Hexavalent‡	mg/l	---	---	0.034	DIS	0.016	DIS	0.011	DIS	2.8	TRC	0.15	TRC	2.8	TRC	<0.00600	---	<0.00600	---	---
Chromium, Trivalent‡	mg/l	---	---	5.9497	TRC	1.7733	TRC	0.23067	TRC	1400	TRC	75	TRC	1400	TRC	<0.00600	---	<0.00600	---	---
Cobalt	mg/l	---	---	---	---	---	---	---	---	---	---	---	---	---	---	---	<0.00600	---	---	---
Copper	mg/l	0.5	TRC	0.08588	DIS	0.04962	DIS	0.02928	DIS	1.3	TRC	---	---	1.3	TRC	<0.01000	<0.01000	<0.01000	---	---

Station Name	Kane Spring
Sample ID	RESE-1001218
Sample Date	8/3/2005 8:05:00 AM
Basin	Lower Queen Creek Watershed
Sub-basin	unknown
QC Type	Original data

Surface Water Hydrochemical Data

MONTGOMERY & ASSOCIATES

Parameters and Constituents		Standards														Results				
Name	Units	AZ Agricultural Livestock Watering		AZ Aquatic and Wildlife - Ephemeral Acute		AZ Aquatic and Wildlife - Warm Water Acute		AZ Aquatic and Wildlife - Warm Water Chronic		AZ Full Body Contact		AZ Fish Consumption		AZ Partial Body Contact		Dissolved Results	Total Results	Total Recoverable Results	Field Results	Use Exceeded
		Standard	Fraction	Standard	Fraction	Standard	Fraction	Standard	Fraction	Standard	Fraction	Standard	Fraction	Standard	Fraction					
Metals																				
Iron	mg/l	---	---	---	---	---	---	1	DIS	---	---	---	---	---	---	---	<0.0600	---	---	---
Lead	mg/l	0.1	TRC	0.592712	DIS	0.280846	DIS	0.010944	DIS	0.015	TRC	---	---	0.015	TRC	<0.003000	<0.003000	<0.003000	---	---
Magnesium	mg/l	---	---	---	---	---	---	---	---	---	---	---	---	---	---	---	78.3	---	---	---
Manganese	mg/l	---	---	---	---	---	---	---	---	130.66701	---	---	---	130.66701	---	---	---	0.01070	---	---
Mercury	mg/l	0.01	TRC	0.005	DIS	0.0024	DIS	0.00001	DIS	0.28	TRC	---	---	0.28	TRC	<0.00020	<0.00020	---	---	AZ Aquatic and Wildlife - Warm Water Chronic*
Molybdenum	mg/l	---	---	---	---	---	---	---	---	---	---	---	---	---	---	---	0.01350	---	---	---
Nickel	mg/l	---	---	13.43579	DIS	1.51289	DIS	0.16804	DIS	28	TRC	0.511	TRC	28	TRC	<0.01000	---	<0.01000	---	---
Potassium	mg/l	---	---	---	---	---	---	---	---	---	---	---	---	---	---	---	5.17	---	---	---
Selenium	mg/l	0.05	TRC	0.033	TRC	---	---	0.002	TRC	4.667	TRC	0.667	TRC	4.667	TRC	---	<0.00300	<0.00300	---	AZ Aquatic and Wildlife - Warm Water Chronic*
Silver	mg/l	---	---	0.034911	DIS	0.034911	DIS	---	---	4.667	TRC	8	TRC	4.667	TRC	<0.000100	<0.000100	<0.000100	---	---
Sodium	mg/l	---	---	---	---	---	---	---	---	---	---	---	---	---	---	---	51.0	---	---	---
Thallium	mg/l	---	---	---	---	0.7	DIS	0.15	DIS	0.075	TRC	0.001	TRC	0.075	TRC	<0.00200	<0.00200	---	---	AZ Fish Consumption*
Zinc	mg/l	25	TRC	3.5994	DIS	0.3793	DIS	0.3793	DIS	280	TRC	5.106	TRC	280	TRC	<0.01000	<0.01000	<0.01000	---	---
Other																				
Anions (Laboratory)	meq/l	---	---	---	---	---	---	---	---	---	---	---	---	---	---	---	12.20	---	---	---
Cations (Laboratory)	meq/l	---	---	---	---	---	---	---	---	---	---	---	---	---	---	---	11.90	---	---	---
Ion Balance (Laboratory)	%	---	---	---	---	---	---	---	---	---	---	---	---	---	---	---	-1.37	---	---	---
Total Dissolved Solids (Calc by Lab)	mg/l	---	---	---	---	---	---	---	---	---	---	---	---	---	---	---	657	---	---	---

The hardness value used for calculation of hardness-dependent standards is the hardness of the sample itself, not the hardness of a receiving water.
* Detection limit exceeds standard
† Exceedance is considered less than regulatory limit
‡ For comparison only - no analysis exists

Station Name	Kane Spring
Sample ID	RESE-1002022
Sample Date	8/29/2008 10:00:00 AM
Basin	Lower Queen Creek Watershed
Sub-basin	unknown
QC Type	Original data

Surface Water Hydrochemical Data

MONTGOMERY & ASSOCIATES

Parameters and Constituents		Standards														Results				
Name	Units	AZ Agricultural Livestock Watering		AZ Aquatic and Wildlife - Ephemeral Acute		AZ Aquatic and Wildlife - Warm Water Acute		AZ Aquatic and Wildlife - Warm Water Chronic		AZ Full Body Contact		AZ Fish Consumption		AZ Partial Body Contact		Dissolved Results	Total Results	Total Recoverable Results	Field Results	Use Exceeded
		Standard	Fraction	Standard	Fraction	Standard	Fraction	Standard	Fraction	Standard	Fraction	Standard	Fraction	Standard	Fraction					
Field Parameters																				
Dissolved oxygen	mg/l	---	---	---	---	6	---	6	---	---	---	---	---	---	---	---	---	---	7.16	---
Flow Rate	gallons/minute	---	---	---	---	---	---	---	---	---	---	---	---	---	---	---	---	---	<0.10	---
pH (Field)	s.u.	6.5 - 9	---	6.5 - 9	---	6.5 - 9	---	6.5 - 9	---	6.5 - 9	---	---	---	6.5 - 9	---	---	---	---	7.91	---
Specific Conductance (Field)	uS/cm	---	---	---	---	---	---	---	---	---	---	---	---	---	---	---	---	---	707.0	---
Temperature (Field)	Deg C	---	---	---	---	---	---	---	---	---	---	---	---	---	---	---	---	---	23.70	---
Turbidity (Field)	NTUs	---	---	---	---	---	---	---	---	---	---	---	---	---	---	---	---	---	0.02	---
Inorganics																				
Alkalinity (as CaCO3)	mg/l	---	---	---	---	---	---	---	---	---	---	---	---	---	---	343	350	---	---	---
Bicarbonate (Calculated by M&A)	mg/l	---	---	---	---	---	---	---	---	---	---	---	---	---	---	418	---	---	---	---
Bicarbonate Alkalinity (as CaCO3)	mg/l	---	---	---	---	---	---	---	---	---	---	---	---	---	---	343	350	---	---	---
Bromide	mg/l	---	---	---	---	---	---	---	---	---	---	---	---	---	---	---	0.207	---	---	---
Carbonate (Calculated by M&A)	mg/l	---	---	---	---	---	---	---	---	---	---	---	---	---	---	--	---	---	---	---
Carbonate Alkalinity (as CaCO3)	mg/l	---	---	---	---	---	---	---	---	---	---	---	---	---	---	<1.00	<1.00	---	---	---
Chloride	mg/l	---	---	---	---	---	---	---	---	---	---	---	---	---	---	20.2	18.6	---	---	---
Fluoride	mg/l	---	---	---	---	---	---	---	---	140	---	---	---	140	---	---	0.274	---	---	---
Hardness (as CaCO3)	mg/l	---	---	---	---	---	---	---	---	---	---	---	---	---	---	---	322	---	---	---
Nitrate as N	mg/l	---	---	---	---	---	---	---	---	3733.33	---	---	---	3733.33	---	---	0.99	---	---	---
Nitrate+Nitrite as N (calculated by M&A)	mg/l	---	---	---	---	---	---	---	---	3733.33	---	---	---	3733.33	---	---	0.99	---	---	---
Nitrite as N	mg/l	---	---	---	---	---	---	---	---	233.33	---	---	---	233.33	---	---	<0.10	---	---	---
Orthophosphate as P	mg/l	---	---	---	---	---	---	---	---	---	---	---	---	---	---	---	<0.10	---	---	---
Silica	mg/l	---	---	---	---	---	---	---	---	---	---	---	---	---	---	22.4	---	---	---	---
Sulfate	mg/l	---	---	---	---	---	---	---	---	---	---	---	---	---	---	31.0	33.6	---	---	---
Lab Parameters																				
Total Dissolved Solids (Laboratory)	mg/l	---	---	---	---	---	---	---	---	---	---	---	---	---	---	---	366	---	---	---
Total Suspended Solids	mg/l	---	---	---	---	---	---	---	---	---	---	---	---	---	---	---	<5.00	---	---	---
Metals																				
Aluminum	mg/l	---	---	---	---	---	---	---	---	---	---	---	---	---	---	<0.0141	---	---	---	---
Antimony	mg/l	---	---	---	---	0.088	DIS	0.03	DIS	0.747	TRC	0.64	TRC	0.747	TRC	<0.00010	<0.00010	---	---	---
Arsenic	mg/l	0.2	TRC	0.44	DIS	0.34	DIS	0.15	DIS	0.03	TRC	0.08	TRC	0.28	TRC	0.00940 j	<0.00650	---	---	---
Barium	mg/l	---	---	---	---	---	---	---	---	98	TRC	---	---	98	TRC	0.0523	---	---	---	---
Beryllium	mg/l	---	---	---	---	---	---	---	---	1.867	TRC	0.084	TRC	1.867	TRC	<0.00036	<0.00036	---	---	---
Boron	mg/l	---	---	---	---	---	---	---	---	186.667	TRC	---	---	186.667	TRC	---	0.0443	---	---	---
Cadmium	mg/l	0.05	---	0.087609	DIS	0.030232	DIS	0.001468	DIS	0.7	TRC	0.084	TRC	0.7	TRC	<0.000034	<0.000960	---	---	---
Calcium	mg/l	---	---	---	---	---	---	---	---	---	---	---	---	---	---	74.8	66.9	---	---	---
Chromium	mg/l	1	---	---	---	---	---	---	---	---	---	---	---	---	---	---	<0.00100	---	---	---
Chromium, Hexavalent‡	mg/l	---	---	0.034	DIS	0.016	DIS	0.011	DIS	2.8	TRC	0.15	TRC	2.8	TRC	---	<0.00100	---	---	---
Chromium, Trivalent‡	mg/l	---	---	5.9497	TRC	1.7733	TRC	0.23067	TRC	1400	TRC	75	TRC	1400	TRC	---	<0.00100	---	---	---
Cobalt	mg/l	---	---	---	---	---	---	---	---	---	---	---	---	---	---	<0.00065	---	---	---	---
Copper	mg/l	0.5	TRC	0.08588	DIS	0.04962	DIS	0.02928	DIS	1.3	TRC	---	---	1.3	TRC	0.000339 j	<0.00390	---	---	---
Iron	mg/l	---	---	---	---	---	---	1	DIS	---	---	---	---	---	---	<0.0202	---	---	---	---
Lead	mg/l	0.1	TRC	0.592712	DIS	0.280846	DIS	0.010944	DIS	0.015	TRC	---	---	0.015	TRC	<0.000043	<0.000043	---	---	---
Magnesium	mg/l	---	---	---	---	---	---	---	---	---	---	---	---	---	---	42.5	37.6	---	---	---
Manganese	mg/l	---	---	---	---	---	---	---	---	130.66701	---	---	---	130.66701	---	<0.00130	<0.00130	---	---	---
Molybdenum	mg/l	---	---	---	---	---	---	---	---	---	---	---	---	---	---	0.00260 j	---	---	---	---
Nickel	mg/l	---	---	13.43579	DIS	1.51289	DIS	0.16804	DIS	28	TRC	0.511	TRC	28	TRC	<0.00230	<0.00230	---	---	---

Station Name	Kane Spring
Sample ID	RESE-1002022
Sample Date	8/29/2008 10:00:00 AM
Basin	Lower Queen Creek Watershed
Sub-basin	unknown
QC Type	Original data

Surface Water Hydrochemical Data

MONTGOMERY & ASSOCIATES

Parameters and Constituents		Standards														Results				
Name	Units	AZ Agricultural Livestock Watering		AZ Aquatic and Wildlife - Ephemeral Acute		AZ Aquatic and Wildlife - Warm Water Acute		AZ Aquatic and Wildlife - Warm Water Chronic		AZ Full Body Contact		AZ Fish Consumption		AZ Partial Body Contact		Dissolved Results	Total Results	Total Recoverable Results	Field Results	Use Exceeded
		Standard	Fraction	Standard	Fraction	Standard	Fraction	Standard	Fraction	Standard	Fraction	Standard	Fraction	Standard	Fraction					
Metals																				
Potassium	mg/l	---	---	---	---	---	---	---	---	---	---	---	---	---	---	1.87	1.72	---	---	---
Selenium	mg/l	0.05	TRC	0.033	TRC	---	---	0.002	TRC	4.667	TRC	0.667	TRC	4.667	TRC	---	0.00052 j	---	---	---
Silver	mg/l	---	---	0.034911	DIS	0.034911	DIS	---	---	4.667	TRC	8	TRC	4.667	TRC	<0.000017	<0.000790	---	---	---
Sodium	mg/l	---	---	---	---	---	---	---	---	---	---	---	---	---	---	17.2	15.5	---	---	---
Strontium	mg/l	---	---	---	---	---	---	---	---	---	---	---	---	---	---	0.200	---	---	---	---
Strontium (by isotope dilution)	ppm	---	---	---	---	---	---	---	---	---	---	---	---	---	---	---	0.1966	---	---	---
Thallium	mg/l	---	---	---	---	0.7	DIS	0.15	DIS	0.075	TRC	0.001	TRC	0.075	TRC	<0.000018	<0.000018	---	---	---
Uranium	mg/l	---	---	---	---	---	---	---	---	2.8	---	---	---	2.8	---	---	0.00040	---	---	---
Zinc	mg/l	25	TRC	3.5994	DIS	0.3793	DIS	0.3793	DIS	280	TRC	5.106	TRC	280	TRC	0.01410	0.01210	---	---	---
Other																				
Dissolved Organic Carbon	mg/l	---	---	---	---	---	---	---	---	---	---	---	---	---	---	---	---	---	<1.00	---
Radiogenic Isotopes																				
Strontium 87/86	none	---	---	---	---	---	---	---	---	---	---	---	---	---	---	---	0.710588	---	---	---
Tritium	TU	---	---	---	---	---	---	---	---	---	---	---	---	---	---	---	0.90	---	---	---
Radiologicals																				
Gross Alpha	pCi/l	---	---	---	---	---	---	---	---	---	---	---	---	---	---	---	8.40	---	---	---
Gross Beta	pCi/l	---	---	---	---	---	---	---	---	---	---	---	---	---	---	---	<3.40	---	---	---
Uranium Activity (Calc 907.0)	pCi/l	---	---	---	---	---	---	---	---	---	---	---	---	---	---	---	2.4	---	---	---
Radionuclides																				
Radium 226	pCi/l	---	---	---	---	---	---	---	---	---	---	---	---	---	---	---	<0.20	---	---	---
Radium 226 + Radium 228	pCi/l	---	---	---	---	---	---	---	---	---	---	---	---	---	---	---	--	---	---	---
Radium 228	pCi/l	---	---	---	---	---	---	---	---	---	---	---	---	---	---	---	<1.20	---	---	---
U-234/U-238	none	---	---	---	---	---	---	---	---	---	---	---	---	---	---	---	3.8	---	---	---
Uranium 234	pCi/l	---	---	---	---	---	---	---	---	---	---	---	---	---	---	---	1.9	---	---	---
Uranium 235	pCi/l	---	---	---	---	---	---	---	---	---	---	---	---	---	---	---	<0.20	---	---	---
Uranium 238	pCi/l	---	---	---	---	---	---	---	---	---	---	---	---	---	---	---	0.50	---	---	---
Stable Isotopes																				
Delta Deuterium	per mil	---	---	---	---	---	---	---	---	---	---	---	---	---	---	---	-73.0	---	---	---
Delta Oxygen-18	per mil	---	---	---	---	---	---	---	---	---	---	---	---	---	---	---	-10.20	---	---	---
Delta Oxygen-18 of Sulfate	per mil	---	---	---	---	---	---	---	---	---	---	---	---	---	---	---	9.9	---	---	---
Delta Sulfur-34	per mil	---	---	---	---	---	---	---	---	---	---	---	---	---	---	---	3.9	---	---	---

The hardness value used for calculation of hardness-dependent standards is the hardness of the sample itself, not the hardness of a receiving water.

‡ For comparison only - no analysis exists

Station Name	Kane Spring
Sample ID	RESE-1002035
Sample Date	11/5/2008 4:15:00 PM
Basin	Lower Queen Creek Watershed
Sub-basin	unknown
QC Type	Original data

Surface Water Hydrochemical Data

MONTGOMERY & ASSOCIATES

Parameters and Constituents		Standards														Results				
Name	Units	AZ Agricultural Livestock Watering		AZ Aquatic and Wildlife - Ephemeral Acute		AZ Aquatic and Wildlife - Warm Water Acute		AZ Aquatic and Wildlife - Warm Water Chronic		AZ Full Body Contact		AZ Fish Consumption		AZ Partial Body Contact		Dissolved Results	Total Results	Total Recoverable Results	Field Results	Use Exceeded
		Standard	Fraction	Standard	Fraction	Standard	Fraction	Standard	Fraction	Standard	Fraction	Standard	Fraction	Standard	Fraction					
Field Parameters																				
Dissolved oxygen	mg/l	---	---	---	---	6	---	6	---	---	---	---	---	---	---	---	---	---	5.79	AZ Aquatic and Wildlife - Warm Water Acute† AZ Aquatic and Wildlife - Warm Water Chronic†
Flow Rate	gallons/minute	---	---	---	---	---	---	---	---	---	---	---	---	---	---	---	---	---	0.09	---
pH (Field)	s.u.	6.5 - 9	---	6.5 - 9	---	6.5 - 9	---	6.5 - 9	---	6.5 - 9	---	---	---	6.5 - 9	---	---	---	---	6.96	---
Specific Conductance (Field)	uS/cm	---	---	---	---	---	---	---	---	---	---	---	---	---	---	---	---	---	654.0	---
Temperature (Field)	Deg C	---	---	---	---	---	---	---	---	---	---	---	---	---	---	---	---	---	20.70	---
Turbidity (Field)	NTUs	---	---	---	---	---	---	---	---	---	---	---	---	---	---	---	---	---	0.56	---
Inorganics																				
Alkalinity (as CaCO3)	mg/l	---	---	---	---	---	---	---	---	---	---	---	---	---	---	---	353	---	---	---
Bicarbonate (Calculated by M&A)	mg/l	---	---	---	---	---	---	---	---	---	---	---	---	---	---	---	431	---	---	---
Bicarbonate Alkalinity (as CaCO3)	mg/l	---	---	---	---	---	---	---	---	---	---	---	---	---	---	---	353	---	---	---
Bromide	mg/l	---	---	---	---	---	---	---	---	---	---	---	---	---	---	---	0.153	---	---	---
Carbonate (Calculated by M&A)	mg/l	---	---	---	---	---	---	---	---	---	---	---	---	---	---	---	--	---	---	---
Carbonate Alkalinity (as CaCO3)	mg/l	---	---	---	---	---	---	---	---	---	---	---	---	---	---	---	<1.00	---	---	---
Chloride	mg/l	---	---	---	---	---	---	---	---	---	---	---	---	---	---	---	18.7	---	---	---
Fluoride	mg/l	---	---	---	---	---	---	---	---	140	---	---	---	140	---	---	0.282	---	---	---
Hardness (as CaCO3)	mg/l	---	---	---	---	---	---	---	---	---	---	---	---	---	---	356	---	---	---	---
Nitrate as N	mg/l	---	---	---	---	---	---	---	---	3733.33	---	---	---	3733.33	---	---	0.87	---	---	---
Nitrate+Nitrite as N	mg/l	---	---	---	---	---	---	---	---	---	---	---	---	---	---	---	0.82	---	---	---
Nitrate+Nitrite as N (calculated by M&A)	mg/l	---	---	---	---	---	---	---	---	3733.33	---	---	---	3733.33	---	---	0.87	---	---	---
Nitrite as N	mg/l	---	---	---	---	---	---	---	---	233.33	---	---	---	233.33	---	---	<0.10	---	---	---
Orthophosphate as P	mg/l	---	---	---	---	---	---	---	---	---	---	---	---	---	---	---	<0.20	---	---	---
Silica	mg/l	---	---	---	---	---	---	---	---	---	---	---	---	---	---	21.0	---	---	---	---
Sulfate	mg/l	---	---	---	---	---	---	---	---	---	---	---	---	---	---	---	29.6	---	---	---
Lab Parameters																				
Total Dissolved Solids (Laboratory)	mg/l	---	---	---	---	---	---	---	---	---	---	---	---	---	---	---	420	---	---	---
Total Suspended Solids	mg/l	---	---	---	---	---	---	---	---	---	---	---	---	---	---	---	<5.00	---	---	---
Metals																				
Aluminum	mg/l	---	---	---	---	---	---	---	---	---	---	---	---	---	---	<0.0800	---	---	---	---
Antimony	mg/l	---	---	---	---	0.088	DIS	0.03	DIS	0.747	TRC	0.64	TRC	0.747	TRC	<0.00300	---	<0.00300	---	---
Arsenic	mg/l	0.2	TRC	0.44	DIS	0.34	DIS	0.15	DIS	0.03	TRC	0.08	TRC	0.28	TRC	<0.02500	---	<0.02500	---	---
Barium	mg/l	---	---	---	---	---	---	---	---	98	TRC	---	---	98	TRC	0.0499	---	---	---	---
Beryllium	mg/l	---	---	---	---	---	---	---	---	1.867	TRC	0.084	TRC	1.867	TRC	<0.00200	---	<0.00200	---	---
Boron	mg/l	---	---	---	---	---	---	---	---	186.667	TRC	---	---	186.667	TRC	---	---	0.0490	---	---
Cadmium	mg/l	0.05	---	0.07825	DIS	0.027002	DIS	0.001354	DIS	0.7	TRC	0.084	TRC	0.7	TRC	<0.000200	---	<0.002000	---	---
Calcium	mg/l	---	---	---	---	---	---	---	---	---	---	---	---	---	---	---	---	74.3	---	---
Chromium	mg/l	1	---	---	---	---	---	---	---	---	---	---	---	---	---	---	---	<0.00600	---	---
Chromium, Hexavalent‡	mg/l	---	---	0.034	DIS	0.016	DIS	0.011	DIS	2.8	TRC	0.15	TRC	2.8	TRC	---	---	<0.00600	---	---
Chromium, Trivalent‡	mg/l	---	---	5.40811	TRC	1.61188	TRC	0.20967	TRC	1400	TRC	75	TRC	1400	TRC	---	---	<0.00600	---	---
Cobalt	mg/l	---	---	---	---	---	---	---	---	---	---	---	---	---	---	<0.00600	---	---	---	---
Copper	mg/l	0.5	TRC	0.07695	DIS	0.04446	DIS	0.0265	DIS	1.3	TRC	---	---	1.3	TRC	<0.00100	---	<0.01000	---	---
Iron	mg/l	---	---	---	---	---	---	1	DIS	---	---	---	---	---	---	<0.0600	---	---	---	---
Lead	mg/l	0.1	TRC	0.525727	DIS	0.249107	DIS	0.009707	DIS	0.015	TRC	---	---	0.015	TRC	<0.003000	---	<0.003000	---	---
Magnesium	mg/l	---	---	---	---	---	---	---	---	---	---	---	---	---	---	---	---	41.5	---	---
Manganese	mg/l	---	---	---	---	---	---	---	---	130.66701	---	---	---	130.66701	---	<0.00400	---	<0.00400	---	---
Mercury	mg/l	0.01	TRC	0.005	DIS	0.0024	DIS	0.00001	DIS	0.28	TRC	---	---	0.28	TRC	<0.00020	<0.00020	---	---	AZ Aquatic and Wildlife - Warm Water Chronic*

Surface Water Hydrochemical Data

Station Name	Kane Spring
Sample ID	RESE-1002035
Sample Date	11/5/2008 4:15:00 PM
Basin	Lower Queen Creek Watershed
Sub-basin	unknown
QC Type	Original data

Parameters and Constituents		Standards														Results				
Name	Units	AZ Agricultural Livestock Watering		AZ Aquatic and Wildlife - Ephemeral Acute		AZ Aquatic and Wildlife - Warm Water Acute		AZ Aquatic and Wildlife - Warm Water Chronic		AZ Full Body Contact		AZ Fish Consumption		AZ Partial Body Contact		Dissolved Results	Total Results	Total Recoverable Results	Field Results	Use Exceeded
		Standard	Fraction	Standard	Fraction	Standard	Fraction	Standard	Fraction	Standard	Fraction	Standard	Fraction	Standard	Fraction					
Metals																				
Molybdenum	mg/l	---	---	---	---	---	---	---	---	---	---	---	---	---	---	<0.00800	---	---	---	---
Nickel	mg/l	---	---	12.17438	DIS	1.37085	DIS	0.15226	DIS	28	TRC	0.511	TRC	28	TRC	<0.01000	---	<0.01000	---	---
Potassium	mg/l	---	---	---	---	---	---	---	---	---	---	---	---	---	---	---	---	1.96	---	---
Selenium	mg/l	0.05	TRC	0.033	TRC	---	---	0.002	TRC	4.667	TRC	0.667	TRC	4.667	TRC	---	---	<0.00300	---	AZ Aquatic and Wildlife - Warm Water Chronic*
Silver	mg/l	---	---	0.02857	DIS	0.02857	DIS	---	---	4.667	TRC	8	TRC	4.667	TRC	<0.000100	---	<0.005000	---	---
Sodium	mg/l	---	---	---	---	---	---	---	---	---	---	---	---	---	---	---	---	17.2	---	---
Strontium	mg/l	---	---	---	---	---	---	---	---	---	---	---	---	---	---	0.202	---	---	---	---
Thallium	mg/l	---	---	---	---	0.7	DIS	0.15	DIS	0.075	TRC	0.001	TRC	0.075	TRC	<0.00100	---	<0.00100	---	AZ Fish Consumption*
Zinc	mg/l	25	TRC	3.26098	DIS	0.34364	DIS	0.34364	DIS	280	TRC	5.106	TRC	280	TRC	<0.01000	---	<0.01000	---	---
Other																				
Dissolved Organic Carbon	mg/l	---	---	---	---	---	---	---	---	---	---	---	---	---	---	---	---	---	<1.00	---

The hardness value used for calculation of hardness-dependent standards is the hardness of the sample itself, not the hardness of a receiving water.
* Detection limit exceeds standard
† Exceedance is considered less than regulatory limit
‡ For comparison only - no analysis exists

Station Name	Kane Spring
Sample ID	RESE-1002046
Sample Date	2/10/2009 3:30:00 PM
Basin	Lower Queen Creek Watershed
Sub-basin	unknown
QC Type	Original data

Surface Water Hydrochemical Data

MONTGOMERY & ASSOCIATES

Parameters and Constituents		Standards														Results				
Name	Units	AZ Agricultural Livestock Watering		AZ Aquatic and Wildlife - Ephemeral Acute		AZ Aquatic and Wildlife - Warm Water Acute		AZ Aquatic and Wildlife - Warm Water Chronic		AZ Full Body Contact		AZ Fish Consumption		AZ Partial Body Contact		Dissolved Results	Total Results	Total Recoverable Results	Field Results	Use Exceeded
		Standard	Fraction	Standard	Fraction	Standard	Fraction	Standard	Fraction	Standard	Fraction	Standard	Fraction	Standard	Fraction					
Field Parameters																				
Dissolved oxygen	mg/l	---	---	---	---	6	---	6	---	---	---	---	---	---	---	---	---	---	6.60	---
Flow Rate	gallons/minute	---	---	---	---	---	---	---	---	---	---	---	---	---	---	---	---	---	0.60	---
pH (Field)	s.u.	6.5 - 9	---	6.5 - 9	---	6.5 - 9	---	6.5 - 9	---	6.5 - 9	---	---	---	6.5 - 9	---	---	---	---	7.37	---
Specific Conductance (Field)	uS/cm	---	---	---	---	---	---	---	---	---	---	---	---	---	---	---	---	---	613.0	---
Temperature (Field)	Deg C	---	---	---	---	---	---	---	---	---	---	---	---	---	---	---	---	---	20.70	---
Turbidity (Field)	NTUs	---	---	---	---	---	---	---	---	---	---	---	---	---	---	---	---	---	0.34	---
Inorganics																				
Alkalinity (as CaCO3)	mg/l	---	---	---	---	---	---	---	---	---	---	---	---	---	---	---	358	---	---	---
Bicarbonate (Calculated by M&A)	mg/l	---	---	---	---	---	---	---	---	---	---	---	---	---	---	---	437	---	---	---
Bicarbonate Alkalinity (as CaCO3)	mg/l	---	---	---	---	---	---	---	---	---	---	---	---	---	---	---	358	---	---	---
Bromide	mg/l	---	---	---	---	---	---	---	---	---	---	---	---	---	---	---	0.146	---	---	---
Carbonate (Calculated by M&A)	mg/l	---	---	---	---	---	---	---	---	---	---	---	---	---	---	---	--	---	---	---
Carbonate Alkalinity (as CaCO3)	mg/l	---	---	---	---	---	---	---	---	---	---	---	---	---	---	---	<1.00	---	---	---
Chloride	mg/l	---	---	---	---	---	---	---	---	---	---	---	---	---	---	---	18.4	---	---	---
Fluoride	mg/l	---	---	---	---	---	---	---	---	140	---	---	---	140	---	---	0.229	---	---	---
Hardness (as CaCO3)	mg/l	---	---	---	---	---	---	---	---	---	---	---	---	---	---	319	---	---	---	---
Silica	mg/l	---	---	---	---	---	---	---	---	---	---	---	---	---	---	19.6	---	---	---	---
Sulfate	mg/l	---	---	---	---	---	---	---	---	---	---	---	---	---	---	---	28.8	---	---	---
Lab Parameters																				
Total Dissolved Solids (Laboratory)	mg/l	---	---	---	---	---	---	---	---	---	---	---	---	---	---	---	374	---	---	---
Total Suspended Solids	mg/l	---	---	---	---	---	---	---	---	---	---	---	---	---	---	---	<5.00	---	---	---
Metals																				
Aluminum	mg/l	---	---	---	---	---	---	---	---	---	---	---	---	---	---	<0.0800	---	---	---	---
Antimony	mg/l	---	---	---	---	0.088	DIS	0.03	DIS	0.747	TRC	0.64	TRC	0.747	TRC	<0.00300	---	<0.00300	---	---
Arsenic	mg/l	0.2	TRC	0.44	DIS	0.34	DIS	0.15	DIS	0.03	TRC	0.08	TRC	0.28	TRC	<0.02500	---	<0.02500	---	---
Barium	mg/l	---	---	---	---	---	---	---	---	98	TRC	---	---	98	TRC	0.0447	---	---	---	---
Beryllium	mg/l	---	---	---	---	---	---	---	---	1.867	TRC	0.084	TRC	1.867	TRC	<0.00200	---	<0.00200	---	---
Boron	mg/l	---	---	---	---	---	---	---	---	186.667	TRC	---	---	186.667	TRC	---	---	0.0420	---	---
Cadmium	mg/l	0.05	---	0.07035	DIS	0.024276	DIS	0.001255	DIS	0.7	TRC	0.084	TRC	0.7	TRC	<0.000034	---	<0.002000	---	---
Calcium	mg/l	---	---	---	---	---	---	---	---	---	---	---	---	---	---	---	---	67.4	---	---
Chromium	mg/l	1	---	---	---	---	---	---	---	---	---	---	---	---	---	---	---	<0.00600	---	---
Chromium, Hexavalent‡	mg/l	---	---	0.034	DIS	0.016	DIS	0.011	DIS	2.8	TRC	0.15	TRC	2.8	TRC	---	---	<0.00600	---	---
Chromium, Trivalent‡	mg/l	---	---	4.94325	TRC	1.47333	TRC	0.19165	TRC	1400	TRC	75	TRC	1400	TRC	---	---	<0.00600	---	---
Cobalt	mg/l	---	---	---	---	---	---	---	---	---	---	---	---	---	---	<0.00600	---	---	---	---
Copper	mg/l	0.5	TRC	0.06939	DIS	0.04009	DIS	0.02413	DIS	1.3	TRC	---	---	1.3	TRC	<0.00100	---	<0.01000	---	---
Iron	mg/l	---	---	---	---	---	---	1	DIS	---	---	---	---	---	---	<0.0600	---	---	---	---
Lead	mg/l	0.1	TRC	0.469247	DIS	0.222345	DIS	0.008664	DIS	0.015	TRC	---	---	0.015	TRC	<0.000043	---	<0.003000	---	---
Magnesium	mg/l	---	---	---	---	---	---	---	---	---	---	---	---	---	---	---	---	36.6	---	---
Manganese	mg/l	---	---	---	---	---	---	---	---	130.66701	---	---	---	130.66701	---	0.00640	---	<0.00400	---	---
Mercury	mg/l	0.01	TRC	0.005	DIS	0.0024	DIS	0.00001	DIS	0.28	TRC	---	---	0.28	TRC	---	<0.00020	---	---	AZ Aquatic and Wildlife - Warm Water Chronic*
Molybdenum	mg/l	---	---	---	---	---	---	---	---	---	---	---	---	---	---	0.02720	---	---	---	---
Nickel	mg/l	---	---	11.095	DIS	1.24931	DIS	0.13876	DIS	28	TRC	0.511	TRC	28	TRC	0.00136	---	<0.01000	---	---
Potassium	mg/l	---	---	---	---	---	---	---	---	---	---	---	---	---	---	---	---	1.71	---	---
Selenium	mg/l	0.05	TRC	0.033	TRC	---	---	0.002	TRC	4.667	TRC	0.667	TRC	4.667	TRC	---	---	0.00060 jd	---	---
Silver	mg/l	---	---	0.023656	DIS	0.023656	DIS	---	---	4.667	TRC	8	TRC	4.667	TRC	<0.000100	---	<0.005000	---	---

Surface Water Hydrochemical Data

Station Name	Kane Spring
Sample ID	RESE-1002046
Sample Date	2/10/2009 3:30:00 PM
Basin	Lower Queen Creek Watershed
Sub-basin	unknown
QC Type	Original data

Parameters and Constituents		Standards														Results				
Name	Units	AZ Agricultural Livestock Watering		AZ Aquatic and Wildlife - Ephemeral Acute		AZ Aquatic and Wildlife - Warm Water Acute		AZ Aquatic and Wildlife - Warm Water Chronic		AZ Full Body Contact		AZ Fish Consumption		AZ Partial Body Contact		Dissolved Results	Total Results	Total Recoverable Results	Field Results	Use Exceeded
		Standard	Fraction	Standard	Fraction	Standard	Fraction	Standard	Fraction	Standard	Fraction	Standard	Fraction	Standard	Fraction					
Metals																				
Sodium	mg/l	---	---	---	---	---	---	---	---	---	---	---	---	---	---	---	---	15.5	---	---
Strontium	mg/l	---	---	---	---	---	---	---	---	---	---	---	---	---	---	0.187	---	---	---	---
Thallium	mg/l	---	---	---	---	0.7	DIS	0.15	DIS	0.075	TRC	0.001	TRC	0.075	TRC	<0.00100	---	<0.00100	---	AZ Fish Consumption*
Zinc	mg/l	25	TRC	2.97144	DIS	0.31312	DIS	0.31312	DIS	280	TRC	5.106	TRC	280	TRC	<0.01000	---	<0.01000	---	---
Other																				
Dissolved Organic Carbon	mg/l	---	---	---	---	---	---	---	---	---	---	---	---	---	---	---	---	---	<1.00	---
Mercury, Low Level	ng/l	---	---	---	---	---	---	---	---	---	---	---	---	---	---	0.62	---	---	---	---
Stable Isotopes																				
Delta Deuterium	per mil	---	---	---	---	---	---	---	---	---	---	---	---	---	---	---	-69.0	---	---	---
Delta Oxygen-18	per mil	---	---	---	---	---	---	---	---	---	---	---	---	---	---	---	-9.90	---	---	---
Delta Oxygen-18 of Sulfate	per mil	---	---	---	---	---	---	---	---	---	---	---	---	---	---	---	5.3	---	---	---
Delta Sulfur-34	per mil	---	---	---	---	---	---	---	---	---	---	---	---	---	---	---	4.2	---	---	---

The hardness value used for calculation of hardness-dependent standards is the hardness of the sample itself, not the hardness of a receiving water.
* Detection limit exceeds standard
‡ For comparison only - no analysis exists

Station Name	Kane Spring
Sample ID	RESE-1002087
Sample Date	5/13/2009 9:30:00 AM
Basin	Lower Queen Creek Watershed
Sub-basin	unknown
QC Type	Original data

Surface Water Hydrochemical Data

MONTGOMERY & ASSOCIATES

Parameters and Constituents		Standards														Results				
Name	Units	AZ Agricultural Livestock Watering		AZ Aquatic and Wildlife - Ephemeral Acute		AZ Aquatic and Wildlife - Warm Water Acute		AZ Aquatic and Wildlife - Warm Water Chronic		AZ Full Body Contact		AZ Fish Consumption		AZ Partial Body Contact		Dissolved Results	Total Results	Total Recoverable Results	Field Results	Use Exceeded
		Standard	Fraction	Standard	Fraction	Standard	Fraction	Standard	Fraction	Standard	Fraction	Standard	Fraction	Standard	Fraction					
Field Parameters																				
Dissolved oxygen	mg/l	---	---	---	---	6	---	6	---	---	---	---	---	---	---	---	---	---	7.00	---
Flow Rate	gallons/minute	---	---	---	---	---	---	---	---	---	---	---	---	---	---	---	---	---	0.40	---
pH (Field)	s.u.	6.5 - 9	---	6.5 - 9	---	6.5 - 9	---	6.5 - 9	---	6.5 - 9	---	---	---	6.5 - 9	---	---	---	---	7.27	---
Specific Conductance (Field)	uS/cm	---	---	---	---	---	---	---	---	---	---	---	---	---	---	---	---	---	650.0	---
Temperature (Field)	Deg C	---	---	---	---	---	---	---	---	---	---	---	---	---	---	---	---	---	21.80	---
Turbidity (Field)	NTUs	---	---	---	---	---	---	---	---	---	---	---	---	---	---	---	---	---	3.21	---
Inorganics																				
Alkalinity (as CaCO3)	mg/l	---	---	---	---	---	---	---	---	---	---	---	---	---	---	---	325	---	---	---
Bicarbonate (Calculated by M&A)	mg/l	---	---	---	---	---	---	---	---	---	---	---	---	---	---	---	397	---	---	---
Bicarbonate Alkalinity (as CaCO3)	mg/l	---	---	---	---	---	---	---	---	---	---	---	---	---	---	---	325	---	---	---
Bromide	mg/l	---	---	---	---	---	---	---	---	---	---	---	---	---	---	---	0.172	---	---	---
Carbonate (Calculated by M&A)	mg/l	---	---	---	---	---	---	---	---	---	---	---	---	---	---	---	--	---	---	---
Carbonate Alkalinity (as CaCO3)	mg/l	---	---	---	---	---	---	---	---	---	---	---	---	---	---	---	<1.00	---	---	---
Chloride	mg/l	---	---	---	---	---	---	---	---	---	---	---	---	---	---	---	20.1	---	---	---
Fluoride	mg/l	---	---	---	---	---	---	---	---	140	---	---	---	140	---	---	0.337	---	---	---
Hardness (as CaCO3)	mg/l	---	---	---	---	---	---	---	---	---	---	---	---	---	---	---	---	335	---	---
Silica	mg/l	---	---	---	---	---	---	---	---	---	---	---	---	---	---	20.1	---	---	---	---
Sulfate	mg/l	---	---	---	---	---	---	---	---	---	---	---	---	---	---	---	30.0	---	---	---
Lab Parameters																				
Total Dissolved Solids (Laboratory)	mg/l	---	---	---	---	---	---	---	---	---	---	---	---	---	---	---	386	---	---	---
Total Suspended Solids	mg/l	---	---	---	---	---	---	---	---	---	---	---	---	---	---	---	<5.00	---	---	---
Metals																				
Aluminum	mg/l	---	---	---	---	---	---	---	---	---	---	---	---	---	---	<0.0141	---	---	---	---
Antimony	mg/l	---	---	---	---	0.088	DIS	0.03	DIS	0.747	TRC	0.64	TRC	0.747	TRC	<0.00022	---	<0.00055	---	---
Arsenic	mg/l	0.2	TRC	0.44	DIS	0.34	DIS	0.15	DIS	0.03	TRC	0.08	TRC	0.28	TRC	0.01130 j	---	0.00530 j	---	---
Barium	mg/l	---	---	---	---	---	---	---	---	98	TRC	---	---	98	TRC	---	---	0.0462	---	---
Beryllium	mg/l	---	---	---	---	---	---	---	---	1.867	TRC	0.084	TRC	1.867	TRC	<0.00036	---	<0.00018	---	---
Boron	mg/l	---	---	---	---	---	---	---	---	186.667	TRC	---	---	186.667	TRC	---	---	0.0434	---	---
Cadmium	mg/l	0.05	---	0.087609	DIS	0.030232	DIS	0.001468	DIS	0.7	TRC	0.084	TRC	0.7	TRC	<0.000024	---	<0.000480	---	---
Calcium	mg/l	---	---	---	---	---	---	---	---	---	---	---	---	---	---	---	---	70.5	---	---
Chromium	mg/l	1	---	---	---	---	---	---	---	---	---	---	---	---	---	---	---	<0.00050	---	---
Chromium, Hexavalent‡	mg/l	---	---	0.034	DIS	0.016	DIS	0.011	DIS	2.8	TRC	0.15	TRC	2.8	TRC	---	---	<0.00050	---	---
Chromium, Trivalent‡	mg/l	---	---	5.9497	TRC	1.7733	TRC	0.23067	TRC	1400	TRC	75	TRC	1400	TRC	---	---	<0.00050	---	---
Cobalt	mg/l	---	---	---	---	---	---	---	---	---	---	---	---	---	---	<0.00065	---	---	---	---
Copper	mg/l	0.5	TRC	0.08588	DIS	0.04962	DIS	0.02928	DIS	1.3	TRC	---	---	1.3	TRC	0.00053 j	---	<0.00200	---	---
Iron	mg/l	---	---	---	---	---	---	1	DIS	---	---	---	---	---	---	<0.0202	---	---	---	---
Lead	mg/l	0.1	TRC	0.592712	DIS	0.280846	DIS	0.010944	DIS	0.015	TRC	---	---	0.015	TRC	<0.000053	---	<0.000132	---	---
Magnesium	mg/l	---	---	---	---	---	---	---	---	---	---	---	---	---	---	---	---	38.6	---	---
Manganese	mg/l	---	---	---	---	---	---	---	---	130.66701	---	---	---	130.66701	---	<0.00130	---	<0.00065	---	---
Mercury	mg/l	0.01	TRC	0.005	DIS	0.0024	DIS	0.00001	DIS	0.28	TRC	---	---	0.28	TRC	---	<0.00006	---	---	AZ Aquatic and Wildlife - Warm Water Chronic*
Molybdenum	mg/l	---	---	---	---	---	---	---	---	---	---	---	---	---	---	0.00680 j	---	---	---	---
Nickel	mg/l	---	---	13.43579	DIS	1.51289	DIS	0.16804	DIS	28	TRC	0.511	TRC	28	TRC	0.000809 j	---	<0.00110	---	---
Potassium	mg/l	---	---	---	---	---	---	---	---	---	---	---	---	---	---	---	---	1.82	---	---
Selenium	mg/l	0.05	TRC	0.033	TRC	---	---	0.002	TRC	4.667	TRC	0.667	TRC	4.667	TRC	---	---	<0.00060	---	---
Silver	mg/l	---	---	0.034911	DIS	0.034911	DIS	---	---	4.667	TRC	8	TRC	4.667	TRC	<0.000019	---	<0.000210	---	---

Station Name	Kane Spring
Sample ID	RESE-1002087
Sample Date	5/13/2009 9:30:00 AM
Basin	Lower Queen Creek Watershed
Sub-basin	unknown
QC Type	Original data

Surface Water Hydrochemical Data

MONTGOMERY & ASSOCIATES

Parameters and Constituents		Standards														Results				
Name	Units	AZ Agricultural Livestock Watering		AZ Aquatic and Wildlife - Ephemeral Acute		AZ Aquatic and Wildlife - Warm Water Acute		AZ Aquatic and Wildlife - Warm Water Chronic		AZ Full Body Contact		AZ Fish Consumption		AZ Partial Body Contact		Dissolved Results	Total Results	Total Recoverable Results	Field Results	Use Exceeded
		Standard	Fraction	Standard	Fraction	Standard	Fraction	Standard	Fraction	Standard	Fraction	Standard	Fraction	Standard	Fraction					
Metals																				
Sodium	mg/l	---	---	---	---	---	---	---	---	---	---	---	---	---	---	---	---	16.0	---	---
Strontium	mg/l	---	---	---	---	---	---	---	---	---	---	---	---	---	---	0.180	---	---	---	---
Thallium	mg/l	---	---	---	---	0.7	DIS	0.15	DIS	0.075	TRC	0.001	TRC	0.075	TRC	<0.000023	---	<0.000058	---	---
Zinc	mg/l	25	TRC	3.5994	DIS	0.3793	DIS	0.3793	DIS	280	TRC	5.106	TRC	280	TRC	<0.00190	---	0.00310 j	---	---
Other																				
Dissolved Organic Carbon	mg/l	---	---	---	---	---	---	---	---	---	---	---	---	---	---	---	---	---	5.13	---
Mercury, Low Level	ng/l	---	---	---	---	---	---	---	---	---	---	---	---	---	---	<0.50	---	---	---	---
Radiogenic Isotopes																				
Tritium	TU	---	---	---	---	---	---	---	---	---	---	---	---	---	---	---	1.10	---	---	---
Stable Isotopes																				
Delta Deuterium	per mil	---	---	---	---	---	---	---	---	---	---	---	---	---	---	---	-71.0	---	---	---
Delta Oxygen-18	per mil	---	---	---	---	---	---	---	---	---	---	---	---	---	---	---	-10.30	---	---	---
Delta Oxygen-18 of Sulfate	per mil	---	---	---	---	---	---	---	---	---	---	---	---	---	---	---	5.6	---	---	---
Delta Sulfur-34	per mil	---	---	---	---	---	---	---	---	---	---	---	---	---	---	---	4.8	---	---	---

The hardness value used for calculation of hardness-dependent standards is the hardness of the sample itself, not the hardness of a receiving water.
* Detection limit exceeds standard
‡ For comparison only - no analysis exists

Station Name	Kane Spring
Sample ID	RESE-1002117
Sample Date	2/12/2010 11:15:00 AM
Basin	Lower Queen Creek Watershed
Sub-basin	unknown
QC Type	Original data

Surface Water Hydrochemical Data

MONTGOMERY & ASSOCIATES

Parameters and Constituents		Standards														Results				
Name	Units	AZ Agricultural Livestock Watering		AZ Aquatic and Wildlife - Ephemeral Acute		AZ Aquatic and Wildlife - Warm Water Acute		AZ Aquatic and Wildlife - Warm Water Chronic		AZ Full Body Contact		AZ Fish Consumption		AZ Partial Body Contact		Dissolved Results	Total Results	Total Recoverable Results	Field Results	Use Exceeded
		Standard	Fraction	Standard	Fraction	Standard	Fraction	Standard	Fraction	Standard	Fraction	Standard	Fraction	Standard	Fraction					
Field Parameters																				
Dissolved oxygen	mg/l	---	---	---	---	6	---	6	---	---	---	---	---	---	---	---	---	---	9.00	---
Flow Rate	gallons/minute	---	---	---	---	---	---	---	---	---	---	---	---	---	---	---	---	---	0.47	---
pH (Field)	s.u.	6.5 - 9	---	6.5 - 9	---	6.5 - 9	---	6.5 - 9	---	6.5 - 9	---	---	---	6.5 - 9	---	---	---	---	7.54	---
Specific Conductance (Field)	uS/cm	---	---	---	---	---	---	---	---	---	---	---	---	---	---	---	---	---	653.0	---
Temperature (Field)	Deg C	---	---	---	---	---	---	---	---	---	---	---	---	---	---	---	---	---	18.60	---
Turbidity (Field)	NTUs	---	---	---	---	---	---	---	---	---	---	---	---	---	---	---	---	---	10.97	---
Inorganics																				
Alkalinity (as CaCO3)	mg/l	---	---	---	---	---	---	---	---	---	---	---	---	---	---	---	311	---	---	---
Bicarbonate (Calculated by M&A)	mg/l	---	---	---	---	---	---	---	---	---	---	---	---	---	---	---	379	---	---	---
Bicarbonate Alkalinity (as CaCO3)	mg/l	---	---	---	---	---	---	---	---	---	---	---	---	---	---	---	311	---	---	---
Bromide	mg/l	---	---	---	---	---	---	---	---	---	---	---	---	---	---	---	0.142	---	---	---
Carbonate (Calculated by M&A)	mg/l	---	---	---	---	---	---	---	---	---	---	---	---	---	---	---	--	---	---	---
Carbonate Alkalinity (as CaCO3)	mg/l	---	---	---	---	---	---	---	---	---	---	---	---	---	---	---	<1.00	---	---	---
Chloride	mg/l	---	---	---	---	---	---	---	---	---	---	---	---	---	---	---	22.2	---	---	---
Fluoride	mg/l	---	---	---	---	---	---	---	---	140	---	---	---	140	---	---	0.246	---	---	---
Hardness (as CaCO3)	mg/l	---	---	---	---	---	---	---	---	---	---	---	---	---	---	---	---	348	---	---
Silica	mg/l	---	---	---	---	---	---	---	---	---	---	---	---	---	---	21.4	---	---	---	---
Sulfate	mg/l	---	---	---	---	---	---	---	---	---	---	---	---	---	---	---	31.9	---	---	---
Lab Parameters																				
Total Dissolved Solids (Laboratory)	mg/l	---	---	---	---	---	---	---	---	---	---	---	---	---	---	---	356	---	---	---
Total Suspended Solids	mg/l	---	---	---	---	---	---	---	---	---	---	---	---	---	---	---	<5.00	---	---	---
Metals																				
Aluminum	mg/l	---	---	---	---	---	---	---	---	---	---	---	---	---	---	<0.0800	---	---	---	---
Antimony	mg/l	---	---	---	---	0.088	DIS	0.03	DIS	0.747	TRC	0.64	TRC	0.747	TRC	<0.00300	---	<0.00300	---	---
Arsenic	mg/l	0.2	TRC	0.44	DIS	0.34	DIS	0.15	DIS	0.03	TRC	0.08	TRC	0.28	TRC	<0.02500	---	<0.02500	---	---
Barium	mg/l	---	---	---	---	---	---	---	---	98	TRC	---	---	98	TRC	0.0414	---	---	---	---
Beryllium	mg/l	---	---	---	---	---	---	---	---	1.867	TRC	0.084	TRC	1.867	TRC	---	---	<0.00200	---	---
Boron	mg/l	---	---	---	---	---	---	---	---	186.667	TRC	---	---	186.667	TRC	---	---	0.0440	---	---
Cadmium	mg/l	0.05	---	0.076544	DIS	0.026413	DIS	0.001333	DIS	0.7	TRC	0.084	TRC	0.7	TRC	<0.000024	---	<0.002000	---	---
Calcium	mg/l	---	---	---	---	---	---	---	---	---	---	---	---	---	---	---	---	73.6	---	---
Chromium	mg/l	1	---	---	---	---	---	---	---	---	---	---	---	---	---	---	---	<0.00600	---	---
Chromium, Hexavalent‡	mg/l	---	---	0.034	DIS	0.016	DIS	0.011	DIS	2.8	TRC	0.15	TRC	2.8	TRC	---	---	<0.00600	---	---
Chromium, Trivalent‡	mg/l	---	---	5.30837	TRC	1.58215	TRC	0.20581	TRC	1400	TRC	75	TRC	1400	TRC	---	---	<0.00600	---	---
Cobalt	mg/l	---	---	---	---	---	---	---	---	---	---	---	---	---	---	<0.00600	---	---	---	---
Copper	mg/l	0.5	TRC	0.07532	DIS	0.04352	DIS	0.02599	DIS	1.3	TRC	---	---	1.3	TRC	<0.00100	---	<0.01000	---	---
Iron	mg/l	---	---	---	---	---	---	1	DIS	---	---	---	---	---	---	<0.0600	---	---	---	---
Lead	mg/l	0.1	TRC	0.513525	DIS	0.243325	DIS	0.009482	DIS	0.015	TRC	---	---	0.015	TRC	0.000112 j	---	<0.003000	---	---
Magnesium	mg/l	---	---	---	---	---	---	---	---	---	---	---	---	---	---	---	---	39.8	---	---
Manganese	mg/l	---	---	---	---	---	---	---	---	130.66701	---	---	---	130.66701	---	<0.00400	---	<0.00400	---	---
Mercury	mg/l	0.01	TRC	0.005	DIS	0.0024	DIS	0.00001	DIS	0.28	TRC	---	---	0.28	TRC	---	<0.00020	---	---	AZ Aquatic and Wildlife - Warm Water Chronic*
Molybdenum	mg/l	---	---	---	---	---	---	---	---	---	---	---	---	---	---	<0.00800	---	---	---	---
Nickel	mg/l	---	---	11.94253	DIS	1.34475	DIS	0.14936	DIS	28	TRC	0.511	TRC	28	TRC	0.00124	---	<0.01000	---	---
Potassium	mg/l	---	---	---	---	---	---	---	---	---	---	---	---	---	---	---	---	1.63	---	---
Selenium	mg/l	0.05	TRC	0.033	TRC	---	---	0.002	TRC	4.667	TRC	0.667	TRC	4.667	TRC	---	---	0.00058 jd	---	---
Silver	mg/l	---	---	0.027475	DIS	0.027475	DIS	---	---	4.667	TRC	8	TRC	4.667	TRC	<0.000100	---	<0.005000	---	---

Station Name	Kane Spring
Sample ID	RESE-1002117
Sample Date	2/12/2010 11:15:00 AM
Basin	Lower Queen Creek Watershed
Sub-basin	unknown
QC Type	Original data

Surface Water Hydrochemical Data

MONTGOMERY & ASSOCIATES

Parameters and Constituents		Standards														Results				
Name	Units	AZ Agricultural Livestock Watering		AZ Aquatic and Wildlife - Ephemeral Acute		AZ Aquatic and Wildlife - Warm Water Acute		AZ Aquatic and Wildlife - Warm Water Chronic		AZ Full Body Contact		AZ Fish Consumption		AZ Partial Body Contact		Dissolved Results	Total Results	Total Recoverable Results	Field Results	Use Exceeded
		Standard	Fraction	Standard	Fraction	Standard	Fraction	Standard	Fraction	Standard	Fraction	Standard	Fraction	Standard	Fraction					
Metals																				
Sodium	mg/l	---	---	---	---	---	---	---	---	---	---	---	---	---	---	---	---	16.7	---	---
Strontium	mg/l	---	---	---	---	---	---	---	---	---	---	---	---	---	---	0.177	---	---	---	---
Thallium	mg/l	---	---	---	---	0.7	DIS	0.15	DIS	0.075	TRC	0.001	TRC	0.075	TRC	<0.00100	---	<0.00100	---	AZ Fish Consumption*
Zinc	mg/l	25	TRC	3.19878	DIS	0.33708	DIS	0.33708	DIS	280	TRC	5.106	TRC	280	TRC	<0.01000	---	<0.01000	---	---
Other																				
Dissolved Organic Carbon	mg/l	---	---	---	---	---	---	---	---	---	---	---	---	---	---	<1.00	---	---	---	---

The hardness value used for calculation of hardness-dependent standards is the hardness of the sample itself, not the hardness of a receiving water.
* Detection limit exceeds standard
‡ For comparison only - no analysis exists

Station Name	Kane Spring
Sample ID	RESE-1003164
Sample Date	7/17/2010 5:08:00 PM
Basin	Lower Queen Creek Watershed
Sub-basin	unknown
QC Type	Original data

Surface Water Hydrochemical Data

MONTGOMERY & ASSOCIATES

Parameters and Constituents		Standards														Results				
Name	Units	AZ Agricultural Livestock Watering		AZ Aquatic and Wildlife - Ephemeral Acute		AZ Aquatic and Wildlife - Warm Water Acute		AZ Aquatic and Wildlife - Warm Water Chronic		AZ Full Body Contact		AZ Fish Consumption		AZ Partial Body Contact		Dissolved Results	Total Results	Total Recoverable Results	Field Results	Use Exceeded
		Standard	Fraction	Standard	Fraction	Standard	Fraction	Standard	Fraction	Standard	Fraction	Standard	Fraction	Standard	Fraction					
Field Parameters																				
pH (Field)	s.u.	6.5 - 9	---	6.5 - 9	---	6.5 - 9	---	6.5 - 9	---	6.5 - 9	---	---	---	6.5 - 9	---	---	---	---	7.36	---
Specific Conductance (Field)	uS/cm	---	---	---	---	---	---	---	---	---	---	---	---	---	---	---	---	---	730.0	---
Temperature (Field)	Deg C	---	---	---	---	---	---	---	---	---	---	---	---	---	---	---	---	---	24.40	---
Inorganics																				
Alkalinity (as CaCO3)	mg/l	---	---	---	---	---	---	---	---	---	---	---	---	---	---	---	320	---	---	---
Alkalinity, Phenolphthalein	mg/l	---	---	---	---	---	---	---	---	---	---	---	---	---	---	---	<6.0	---	---	---
Bicarbonate (Calculated by M&A)	mg/l	---	---	---	---	---	---	---	---	---	---	---	---	---	---	---	390	---	---	---
Bicarbonate Alkalinity (as CaCO3)	mg/l	---	---	---	---	---	---	---	---	---	---	---	---	---	---	---	320	---	---	---
Bromide	mg/l	---	---	---	---	---	---	---	---	---	---	---	---	---	---	---	<0.500	---	---	---
Carbonate (Calculated by M&A)	mg/l	---	---	---	---	---	---	---	---	---	---	---	---	---	---	---	--	---	---	---
Carbonate Alkalinity (as CaCO3)	mg/l	---	---	---	---	---	---	---	---	---	---	---	---	---	---	---	<6.00	---	---	---
Chloride	mg/l	---	---	---	---	---	---	---	---	---	---	---	---	---	---	---	24.0	---	---	---
Fluoride	mg/l	---	---	---	---	---	---	---	---	140	---	---	---	140	---	---	<0.400	---	---	---
Hardness (as CaCO3)	mg/l	---	---	---	---	---	---	---	---	---	---	---	---	---	---	350	370	---	---	---
Hydroxide Alkalinity (as CaCO3)	mg/l	---	---	---	---	---	---	---	---	---	---	---	---	---	---	---	<6.0	---	---	---
Nitrate as N	mg/l	---	---	---	---	---	---	---	---	3733.33	---	---	---	3733.33	---	---	0.87	---	---	---
Nitrate+Nitrite as N (calculated by M&A)	mg/l	---	---	---	---	---	---	---	---	3733.33	---	---	---	3733.33	---	---	0.87	---	---	---
Nitrite as N	mg/l	---	---	---	---	---	---	---	---	233.33	---	---	---	233.33	---	---	<0.20	---	---	---
Silica	mg/l	---	---	---	---	---	---	---	---	---	---	---	---	---	---	23.0	24.0	---	---	---
Sulfate	mg/l	---	---	---	---	---	---	---	---	---	---	---	---	---	---	---	38.0	---	---	---
Lab Parameters																				
pH (Laboratory)	s.u.	6.5 - 9	---	6.5 - 9	---	6.5 - 9	---	6.5 - 9	---	6.5 - 9	---	---	---	6.5 - 9	---	---	7.45	---	---	---
Specific Conductance (Laboratory)	uS/cm	---	---	---	---	---	---	---	---	---	---	---	---	---	---	---	730	---	---	---
Temperature (Laboratory)	Deg C	---	---	---	---	---	---	---	---	---	---	---	---	---	---	---	20.1	---	---	---
Total Dissolved Solids (Laboratory)	mg/l	---	---	---	---	---	---	---	---	---	---	---	---	---	---	---	440	---	---	---
Metals																				
Aluminum	mg/l	---	---	---	---	---	---	---	---	---	---	---	---	---	---	<0.2000	<0.2000	---	---	---
Antimony	mg/l	---	---	---	---	0.088	DIS	0.03	DIS	0.747	TRC	0.64	TRC	0.747	TRC	<0.00300	<0.00300	---	---	---
Arsenic	mg/l	0.2	TRC	0.44	DIS	0.34	DIS	0.15	DIS	0.03	TRC	0.08	TRC	0.28	TRC	0.00180	0.00170	---	---	---
Barium	mg/l	---	---	---	---	---	---	---	---	98	TRC	---	---	98	TRC	0.0550	0.0540	---	---	---
Beryllium	mg/l	---	---	---	---	---	---	---	---	1.867	TRC	0.084	TRC	1.867	TRC	<0.00100	<0.00100	---	---	---
Boron	mg/l	---	---	---	---	---	---	---	---	186.667	TRC	---	---	186.667	TRC	<0.2000	<0.2000	---	---	---
Cadmium	mg/l	0.05	---	0.081232	DIS	0.028031	DIS	0.001391	DIS	0.7	TRC	0.084	TRC	0.7	TRC	<0.001000	<0.001000	---	---	---
Calcium	mg/l	---	---	---	---	---	---	---	---	---	---	---	---	---	---	72.0	76.0	---	---	---
Chromium	mg/l	1	---	---	---	---	---	---	---	---	---	---	---	---	---	<0.00100	<0.00100	---	---	---
Chromium, Hexavalent‡	mg/l	---	---	0.034	DIS	0.016	DIS	0.011	DIS	2.8	TRC	0.15	TRC	2.8	TRC	<0.00100	<0.00100	---	---	---
Chromium, Trivalent‡	mg/l	---	---	5.58168	TRC	1.66361	TRC	0.2164	TRC	1400	TRC	75	TRC	1400	TRC	<0.00100	<0.00100	---	---	---
Cobalt	mg/l	---	---	---	---	---	---	---	---	---	---	---	---	---	---	<0.00100	<0.00100	---	---	---
Copper	mg/l	0.5	TRC	0.0798	DIS	0.0461	DIS	0.02739	DIS	1.3	TRC	---	---	1.3	TRC	<0.00100	<0.00100	---	---	---
Iron	mg/l	---	---	---	---	---	---	1	DIS	---	---	---	---	---	---	<0.0500	<0.0500	---	---	---
Lead	mg/l	0.1	TRC	0.547064	DIS	0.259217	DIS	0.010101	DIS	0.015	TRC	---	---	0.015	TRC	<0.001000	<0.001000	---	---	---
Magnesium	mg/l	---	---	---	---	---	---	---	---	---	---	---	---	---	---	42.0	43.0	---	---	---
Manganese	mg/l	---	---	---	---	---	---	---	---	130.66701	---	---	---	130.66701	---	<0.00500	<0.00500	---	---	---
Mercury	mg/l	0.01	TRC	0.005	DIS	0.0024	DIS	0.00001	DIS	0.28	TRC	---	---	0.28	TRC	<0.00020	0.00037	---	---	AZ Aquatic and Wildlife - Warm Water Chronic*
Molybdenum	mg/l	---	---	---	---	---	---	---	---	---	---	---	---	---	---	0.00130	0.00140	---	---	---

Station Name	Kane Spring
Sample ID	RESE-1003164
Sample Date	7/17/2010 5:08:00 PM
Basin	Lower Queen Creek Watershed
Sub-basin	unknown
QC Type	Original data

Surface Water Hydrochemical Data

MONTGOMERY & ASSOCIATES

Parameters and Constituents		Standards														Results				
Name	Units	AZ Agricultural Livestock Watering		AZ Aquatic and Wildlife - Ephemeral Acute		AZ Aquatic and Wildlife - Warm Water Acute		AZ Aquatic and Wildlife - Warm Water Chronic		AZ Full Body Contact		AZ Fish Consumption		AZ Partial Body Contact		Dissolved Results	Total Results	Total Recoverable Results	Field Results	Use Exceeded
		Standard	Fraction	Standard	Fraction	Standard	Fraction	Standard	Fraction	Standard	Fraction	Standard	Fraction	Standard	Fraction					
Metals																				
Nickel	mg/l	---	---	12.57821	DIS	1.41633	DIS	0.15731	DIS	28	TRC	0.511	TRC	28	TRC	0.00210	0.00240	---	---	---
Potassium	mg/l	---	---	---	---	---	---	---	---	---	---	---	---	---	---	<2.00	<2.00	---	---	---
Selenium	mg/l	0.05	TRC	0.033	TRC	---	---	0.002	TRC	4.667	TRC	0.667	TRC	4.667	TRC	<0.00200	<0.00200	---	---	AZ Aquatic and Wildlife - Warm Water Chronic*
Silver	mg/l	---	---	0.03053	DIS	0.03053	DIS	---	---	4.667	TRC	8	TRC	4.667	TRC	<0.001000	<0.001000	---	---	---
Sodium	mg/l	---	---	---	---	---	---	---	---	---	---	---	---	---	---	18.0	19.0	---	---	---
Strontium (by isotope dilution)	ppm	---	---	---	---	---	---	---	---	---	---	---	---	---	---	---	0.2148	---	---	---
Thallium	mg/l	---	---	---	---	0.7	DIS	0.15	DIS	0.075	TRC	0.001	TRC	0.075	TRC	<0.00100	<0.00100	---	---	AZ Fish Consumption*
Uranium	mg/l	---	---	---	---	---	---	---	---	2.8	---	---	---	2.8	---	---	0.00130	---	---	---
Zinc	mg/l	25	TRC	3.36932	DIS	0.35505	DIS	0.35505	DIS	280	TRC	5.106	TRC	280	TRC	<0.01000	<0.01000	---	---	---
Radiogenic Isotopes																				
Carbon 14	pmC	---	---	---	---	---	---	---	---	---	---	---	---	---	---	---	71.45	---	---	---
Strontium 87/86	none	---	---	---	---	---	---	---	---	---	---	---	---	---	---	---	0.710675	---	---	---
Tritium	TU	---	---	---	---	---	---	---	---	---	---	---	---	---	---	---	0.97	---	---	---
Radiologicals																				
Gross Alpha	pCi/l	---	---	---	---	---	---	---	---	---	---	---	---	---	---	---	<2.30	---	---	---
Gross Alpha, Adjusted	pCi/l	---	---	---	---	---	---	---	---	---	---	---	---	---	---	---	-3.09	---	---	---
Gross Beta	pCi/l	---	---	---	---	---	---	---	---	---	---	---	---	---	---	---	<4.10	---	---	---
Radionuclides																				
Radium 226	pCi/l	---	---	---	---	---	---	---	---	---	---	---	---	---	---	---	<0.34	---	---	---
Radium 226 + Radium 228	pCi/l	---	---	---	---	---	---	---	---	---	---	---	---	---	---	---	--	---	---	---
Radium 228	pCi/l	---	---	---	---	---	---	---	---	---	---	---	---	---	---	---	<1.30	---	---	---
Uranium 234	pCi/l	---	---	---	---	---	---	---	---	---	---	---	---	---	---	---	3.1	---	---	---
Uranium 235	pCi/l	---	---	---	---	---	---	---	---	---	---	---	---	---	---	---	<1.30	---	---	---
Uranium 238	pCi/l	---	---	---	---	---	---	---	---	---	---	---	---	---	---	---	<1.30	---	---	---
Stable Isotopes																				
Delta Carbon-13 of DIC	per mil	---	---	---	---	---	---	---	---	---	---	---	---	---	---	---	-13.1	---	---	---
Delta Deuterium	per mil	---	---	---	---	---	---	---	---	---	---	---	---	---	---	---	-71.8	---	---	---
Delta Oxygen-18	per mil	---	---	---	---	---	---	---	---	---	---	---	---	---	---	---	-10.01	---	---	---
Delta Oxygen-18 of Sulfate	per mil	---	---	---	---	---	---	---	---	---	---	---	---	---	---	---	1.6	---	---	---
Delta Sulfur-34	per mil	---	---	---	---	---	---	---	---	---	---	---	---	---	---	---	2.6	---	---	---

The hardness value used for calculation of hardness-dependent standards is the hardness of the sample itself, not the hardness of a receiving water.
* Detection limit exceeds standard
‡ For comparison only - no analysis exists

Station Name	Kane Spring
Sample ID	RESE-1002154
Sample Date	11/9/2010 9:30:00 AM
Basin	Lower Queen Creek Watershed
Sub-basin	unknown
QC Type	Original data

Surface Water Hydrochemical Data

MONTGOMERY & ASSOCIATES

Parameters and Constituents		Standards														Results				
Name	Units	AZ Agricultural Livestock Watering		AZ Aquatic and Wildlife - Ephemeral Acute		AZ Aquatic and Wildlife - Warm Water Acute		AZ Aquatic and Wildlife - Warm Water Chronic		AZ Full Body Contact		AZ Fish Consumption		AZ Partial Body Contact		Dissolved Results	Total Results	Total Recoverable Results	Field Results	Use Exceeded
		Standard	Fraction	Standard	Fraction	Standard	Fraction	Standard	Fraction	Standard	Fraction	Standard	Fraction	Standard	Fraction					
Field Parameters																				
Dissolved oxygen	mg/l	---	---	---	---	6	---	6	---	---	---	---	---	---	---	---	---	---	12.12	---
Flow Rate	gallons/minute	---	---	---	---	---	---	---	---	---	---	---	---	---	---	---	---	---	0.20	---
pH (Field)	s.u.	6.5 - 9	---	6.5 - 9	---	6.5 - 9	---	6.5 - 9	---	6.5 - 9	---	---	---	6.5 - 9	---	---	---	---	6.65	---
Specific Conductance (Field)	uS/cm	---	---	---	---	---	---	---	---	---	---	---	---	---	---	---	---	---	318.3	---
Temperature (Field)	Deg C	---	---	---	---	---	---	---	---	---	---	---	---	---	---	---	---	---	20.30	---
Turbidity (Field)	NTUs	---	---	---	---	---	---	---	---	---	---	---	---	---	---	---	---	---	0.48	---
Inorganics																				
Alkalinity (as CaCO3)	mg/l	---	---	---	---	---	---	---	---	---	---	---	---	---	---	---	336	---	---	---
Bicarbonate (Calculated by M&A)	mg/l	---	---	---	---	---	---	---	---	---	---	---	---	---	---	---	410	---	---	---
Bicarbonate Alkalinity (as CaCO3)	mg/l	---	---	---	---	---	---	---	---	---	---	---	---	---	---	---	336	---	---	---
Bromide	mg/l	---	---	---	---	---	---	---	---	---	---	---	---	---	---	---	0.259	---	---	---
Carbonate (Calculated by M&A)	mg/l	---	---	---	---	---	---	---	---	---	---	---	---	---	---	---	--	---	---	---
Carbonate Alkalinity (as CaCO3)	mg/l	---	---	---	---	---	---	---	---	---	---	---	---	---	---	---	<1.00	---	---	---
Chloride	mg/l	---	---	---	---	---	---	---	---	---	---	---	---	---	---	---	22.3	---	---	---
Fluoride	mg/l	---	---	---	---	---	---	---	---	140	---	---	---	140	---	---	0.370	---	---	---
Hardness (as CaCO3)	mg/l	---	---	---	---	---	---	---	---	---	---	---	---	---	---	---	---	364	---	---
Silica	mg/l	---	---	---	---	---	---	---	---	---	---	---	---	---	---	20.2	---	---	---	---
Sulfate	mg/l	---	---	---	---	---	---	---	---	---	---	---	---	---	---	---	32.8	---	---	---
Lab Parameters																				
Total Dissolved Solids (Laboratory)	mg/l	---	---	---	---	---	---	---	---	---	---	---	---	---	---	---	392	---	---	---
Total Suspended Solids	mg/l	---	---	---	---	---	---	---	---	---	---	---	---	---	---	---	<5.00	---	---	---
Metals																				
Aluminum	mg/l	---	---	---	---	---	---	---	---	---	---	---	---	---	---	<0.0800	---	---	---	---
Antimony	mg/l	---	---	---	---	0.088	DIS	0.03	DIS	0.747	TRC	0.64	TRC	0.747	TRC	<0.00300	---	<0.00300	---	---
Arsenic	mg/l	0.2	TRC	0.44	DIS	0.34	DIS	0.15	DIS	0.03	TRC	0.08	TRC	0.28	TRC	<0.02500	---	<0.02500	---	---
Barium	mg/l	---	---	---	---	---	---	---	---	98	TRC	---	---	98	TRC	0.0504	---	---	---	---
Beryllium	mg/l	---	---	---	---	---	---	---	---	1.867	TRC	0.084	TRC	1.867	TRC	---	---	<0.00200	---	---
Boron	mg/l	---	---	---	---	---	---	---	---	186.667	TRC	---	---	186.667	TRC	---	---	0.0490	---	---
Cadmium	mg/l	0.05	---	0.079954	DIS	0.02759	DIS	0.001375	DIS	0.7	TRC	0.084	TRC	0.7	TRC	<0.000024	---	<0.002000	---	---
Calcium	mg/l	---	---	---	---	---	---	---	---	---	---	---	---	---	---	---	---	78.0	---	---
Chromium	mg/l	1	---	---	---	---	---	---	---	---	---	---	---	---	---	---	---	<0.00600	---	---
Chromium, Hexavalent‡	mg/l	---	---	0.034	DIS	0.016	DIS	0.011	DIS	2.8	TRC	0.15	TRC	2.8	TRC	---	---	<0.00600	---	---
Chromium, Trivalent‡	mg/l	---	---	5.50744	TRC	1.64148	TRC	0.21352	TRC	1400	TRC	75	TRC	1400	TRC	---	---	<0.00600	---	---
Cobalt	mg/l	---	---	---	---	---	---	---	---	---	---	---	---	---	---	<0.00600	---	---	---	---
Copper	mg/l	0.5	TRC	0.07858	DIS	0.0454	DIS	0.02701	DIS	1.3	TRC	---	---	1.3	TRC	<0.00100	---	<0.01000	---	---
Iron	mg/l	---	---	---	---	---	---	1	DIS	---	---	---	---	---	---	<0.0600	---	---	---	---
Lead	mg/l	0.1	TRC	0.537922	DIS	0.254885	DIS	0.009933	DIS	0.015	TRC	---	---	0.015	TRC	0.000023 j	---	<0.003000	---	---
Magnesium	mg/l	---	---	---	---	---	---	---	---	---	---	---	---	---	---	---	---	41.0	---	---
Manganese	mg/l	---	---	---	---	---	---	---	---	130.66701	---	---	---	130.66701	---	<0.00400	---	0.00530	---	---
Mercury	mg/l	0.01	TRC	0.005	DIS	0.0024	DIS	0.00001	DIS	0.28	TRC	---	---	0.28	TRC	---	<0.00020	---	---	AZ Aquatic and Wildlife - Warm Water Chronic*
Molybdenum	mg/l	---	---	---	---	---	---	---	---	---	---	---	---	---	---	<0.00800	---	---	---	---
Nickel	mg/l	---	---	12.40544	DIS	1.39687	DIS	0.15515	DIS	28	TRC	0.511	TRC	28	TRC	0.00319	---	<0.01000	---	---
Potassium	mg/l	---	---	---	---	---	---	---	---	---	---	---	---	---	---	---	---	1.88	---	---
Selenium	mg/l	0.05	TRC	0.033	TRC	---	---	0.002	TRC	4.667	TRC	0.667	TRC	4.667	TRC	---	---	0.00110 jd	---	---
Silver	mg/l	---	---	0.029683	DIS	0.029683	DIS	---	---	4.667	TRC	8	TRC	4.667	TRC	<0.000100	---	<0.005000	---	---

Station Name	Kane Spring
Sample ID	RESE-1002154
Sample Date	11/9/2010 9:30:00 AM
Basin	Lower Queen Creek Watershed
Sub-basin	unknown
QC Type	Original data

Surface Water Hydrochemical Data

MONTGOMERY & ASSOCIATES

Parameters and Constituents		Standards														Results				
Name	Units	AZ Agricultural Livestock Watering		AZ Aquatic and Wildlife - Ephemeral Acute		AZ Aquatic and Wildlife - Warm Water Acute		AZ Aquatic and Wildlife - Warm Water Chronic		AZ Full Body Contact		AZ Fish Consumption		AZ Partial Body Contact		Dissolved Results	Total Results	Total Recoverable Results	Field Results	Use Exceeded
		Standard	Fraction	Standard	Fraction	Standard	Fraction	Standard	Fraction	Standard	Fraction	Standard	Fraction	Standard	Fraction					
Metals																				
Sodium	mg/l	---	---	---	---	---	---	---	---	---	---	---	---	---	---	---	---	17.0	---	---
Strontium	mg/l	---	---	---	---	---	---	---	---	---	---	---	---	---	---	0.211	---	---	---	---
Thallium	mg/l	---	---	---	---	0.7	DIS	0.15	DIS	0.075	TRC	0.001	TRC	0.075	TRC	<0.00100	---	<0.00100	---	AZ Fish Consumption*
Zinc	mg/l	25	TRC	3.32297	DIS	0.35017	DIS	0.35017	DIS	280	TRC	5.106	TRC	280	TRC	<0.01000	---	<0.01000	---	---
Other																				
Dissolved Organic Carbon	mg/l	---	---	---	---	---	---	---	---	---	---	---	---	---	---	<1.00	---	---	---	---

The hardness value used for calculation of hardness-dependent standards is the hardness of the sample itself, not the hardness of a receiving water.
* Detection limit exceeds standard
‡ For comparison only - no analysis exists

Station Name	Kane Spring
Sample ID	RESE-1002236
Sample Date	5/7/2012 10:10:00 AM
Basin	Lower Queen Creek Watershed
Sub-basin	unknown
QC Type	Original data

Surface Water Hydrochemical Data

MONTGOMERY & ASSOCIATES

Parameters and Constituents		Standards														Results				
Name	Units	AZ Agricultural Livestock Watering		AZ Aquatic and Wildlife - Ephemeral Acute		AZ Aquatic and Wildlife - Warm Water Acute		AZ Aquatic and Wildlife - Warm Water Chronic		AZ Full Body Contact		AZ Fish Consumption		AZ Partial Body Contact		Dissolved Results	Total Results	Total Recoverable Results	Field Results	Use Exceeded
		Standard	Fraction	Standard	Fraction	Standard	Fraction	Standard	Fraction	Standard	Fraction	Standard	Fraction	Standard	Fraction					
Field Parameters																				
Dissolved oxygen	mg/l	---	---	---	---	6	---	6	---	---	---	---	---	---	---	---	---	---	7.10	---
pH (Field)	s.u.	6.5 - 9	---	6.5 - 9	---	6.5 - 9	---	6.5 - 9	---	6.5 - 9	---	---	---	6.5 - 9	---	---	---	---	7.37	---
Specific Conductance (Field)	uS/cm	---	---	---	---	---	---	---	---	---	---	---	---	---	---	---	---	---	562.0	---
Temperature (Field)	Deg C	---	---	---	---	---	---	---	---	---	---	---	---	---	---	---	---	---	20.12	---
Turbidity (Field)	NTUs	---	---	---	---	---	---	---	---	---	---	---	---	---	---	---	---	---	7.82	---
Inorganics																				
Alkalinity (as CaCO3)	mg/l	---	---	---	---	---	---	---	---	---	---	---	---	---	---	---	314 j-	---	---	---
Bicarbonate (Calculated by M&A)	mg/l	---	---	---	---	---	---	---	---	---	---	---	---	---	---	---	383	---	---	---
Bicarbonate Alkalinity (as CaCO3)	mg/l	---	---	---	---	---	---	---	---	---	---	---	---	---	---	---	314 j-	---	---	---
Bromide	mg/l	---	---	---	---	---	---	---	---	---	---	---	---	---	---	---	0.240 j-	---	---	---
Carbonate (Calculated by M&A)	mg/l	---	---	---	---	---	---	---	---	---	---	---	---	---	---	---	--	---	---	---
Carbonate Alkalinity (as CaCO3)	mg/l	---	---	---	---	---	---	---	---	---	---	---	---	---	---	---	<1.00	---	---	---
Chloride	mg/l	---	---	---	---	---	---	---	---	---	---	---	---	---	---	---	17.5 j-d	---	---	---
Fluoride	mg/l	---	---	---	---	---	---	---	---	140	---	---	---	140	---	---	0.340 j-	---	---	---
Hardness (as CaCO3)	mg/l	---	---	---	---	---	---	---	---	---	---	---	---	---	---	---	---	329	---	---
Silica	mg/l	---	---	---	---	---	---	---	---	---	---	---	---	---	---	20.8	---	---	---	---
Sulfate	mg/l	---	---	---	---	---	---	---	---	---	---	---	---	---	---	---	25.8 j-	---	---	---
Lab Parameters																				
Total Dissolved Solids (Laboratory)	mg/l	---	---	---	---	---	---	---	---	---	---	---	---	---	---	---	346 j-	---	---	---
Total Suspended Solids	mg/l	---	---	---	---	---	---	---	---	---	---	---	---	---	---	---	6.00 j-	---	---	---
Metals																				
Aluminum	mg/l	---	---	---	---	---	---	---	---	---	---	---	---	---	---	<0.0222	---	---	---	---
Antimony	mg/l	---	---	---	---	0.088	DIS	0.03	DIS	0.747	TRC	0.64	TRC	0.747	TRC	<0.00300	---	<0.00015	---	---
Arsenic	mg/l	0.2	TRC	0.44	DIS	0.34	DIS	0.15	DIS	0.03	TRC	0.08	TRC	0.28	TRC	<0.00670	---	<0.00330	---	---
Barium	mg/l	---	---	---	---	---	---	---	---	98	TRC	---	---	98	TRC	---	---	0.0485	---	---
Beryllium	mg/l	---	---	---	---	---	---	---	---	1.867	TRC	0.084	TRC	1.867	TRC	---	---	<0.00031	---	---
Boron	mg/l	---	---	---	---	---	---	---	---	186.667	TRC	---	---	186.667	TRC	---	---	0.0475	---	---
Cadmium	mg/l	0.05	---	0.087609	DIS	0.030232	DIS	0.001468	DIS	0.7	TRC	0.084	TRC	0.7	TRC	<0.000014	---	<0.000290	---	---
Calcium	mg/l	---	---	---	---	---	---	---	---	---	---	---	---	---	---	---	---	70.4	---	---
Chromium	mg/l	1	---	---	---	---	---	---	---	---	---	---	---	---	---	---	---	0.00280 j	---	---
Chromium, Hexavalent‡	mg/l	---	---	0.034	DIS	0.016	DIS	0.011	DIS	2.8	TRC	0.15	TRC	2.8	TRC	---	---	0.00280 j	---	---
Chromium, Trivalent‡	mg/l	---	---	5.9497	TRC	1.7733	TRC	0.23067	TRC	1400	TRC	75	TRC	1400	TRC	---	---	0.00280 j	---	---
Cobalt	mg/l	---	---	---	---	---	---	---	---	---	---	---	---	---	---	<0.00140	---	---	---	---
Copper	mg/l	0.5	TRC	0.08588	DIS	0.04962	DIS	0.02928	DIS	1.3	TRC	---	---	1.3	TRC	0.00039 j	---	0.00240 j	---	---
Iron	mg/l	---	---	---	---	---	---	1	DIS	---	---	---	---	---	---	<0.0222	---	---	---	---
Lead	mg/l	0.1	TRC	0.592712	DIS	0.280846	DIS	0.010944	DIS	0.015	TRC	---	---	0.015	TRC	<0.000059	---	0.000480 jd	---	---
Magnesium	mg/l	---	---	---	---	---	---	---	---	---	---	---	---	---	---	---	---	37.3	---	---
Manganese	mg/l	---	---	---	---	---	---	---	---	130.66701	---	---	---	130.66701	---	<0.00140	---	0.00710	---	---
Mercury	mg/l	0.01	TRC	0.005	DIS	0.0024	DIS	0.00001	DIS	0.28	TRC	---	---	0.28	TRC	---	<0.000054	---	---	AZ Aquatic and Wildlife - Warm Water Chronic*
Molybdenum	mg/l	---	---	---	---	---	---	---	---	---	---	---	---	---	---	<0.00810	---	---	---	---
Nickel	mg/l	---	---	13.43579	DIS	1.51289	DIS	0.16804	DIS	28	TRC	0.511	TRC	28	TRC	0.00230	---	<0.00200	---	---
Potassium	mg/l	---	---	---	---	---	---	---	---	---	---	---	---	---	---	---	---	1.76	---	---
Selenium	mg/l	0.05	TRC	0.033	TRC	---	---	0.002	TRC	4.667	TRC	0.667	TRC	4.667	TRC	---	---	0.00061 jd	---	---
Silver	mg/l	---	---	0.034911	DIS	0.034911	DIS	---	---	4.667	TRC	8	TRC	4.667	TRC	<0.000014	---	<0.000700	---	---
Sodium	mg/l	---	---	---	---	---	---	---	---	---	---	---	---	---	---	---	---	15.5	---	---

Station Name	Kane Spring
Sample ID	RESE-1002236
Sample Date	5/7/2012 10:10:00 AM
Basin	Lower Queen Creek Watershed
Sub-basin	unknown
QC Type	Original data

Surface Water Hydrochemical Data

MONTGOMERY & ASSOCIATES

Parameters and Constituents		Standards														Results				
Name	Units	AZ Agricultural Livestock Watering		AZ Aquatic and Wildlife - Ephemeral Acute		AZ Aquatic and Wildlife - Warm Water Acute		AZ Aquatic and Wildlife - Warm Water Chronic		AZ Full Body Contact		AZ Fish Consumption		AZ Partial Body Contact		Dissolved Results	Total Results	Total Recoverable Results	Field Results	Use Exceeded
		Standard	Fraction	Standard	Fraction	Standard	Fraction	Standard	Fraction	Standard	Fraction	Standard	Fraction	Standard	Fraction					
Metals																				
Strontium (by isotope dilution)	ppm	---	---	---	---	---	---	---	---	---	---	---	---	---	---	---	0.1746	---	---	---
Thallium	mg/l	---	---	---	---	0.7	DIS	0.15	DIS	0.075	TRC	0.001	TRC	0.075	TRC	<0.000008	---	<0.000009	---	---
Zinc	mg/l	25	TRC	3.5994	DIS	0.3793	DIS	0.3793	DIS	280	TRC	5.106	TRC	280	TRC	<0.00260	---	<0.00500	---	---
Radiogenic Isotopes																				
Carbon 14	pmC	---	---	---	---	---	---	---	---	---	---	---	---	---	---	---	64.60	---	---	---
Strontium 87/86	none	---	---	---	---	---	---	---	---	---	---	---	---	---	---	---	0.710606	---	---	---
Tritium	TU	---	---	---	---	---	---	---	---	---	---	---	---	---	---	---	<1.00	---	---	---
Stable Isotopes																				
Delta Carbon-13 of DIC	per mil	---	---	---	---	---	---	---	---	---	---	---	---	---	---	---	-12.3	---	---	---
Delta Deuterium	per mil	---	---	---	---	---	---	---	---	---	---	---	---	---	---	---	-70.4	---	---	---
Delta Oxygen-18	per mil	---	---	---	---	---	---	---	---	---	---	---	---	---	---	---	-10.01	---	---	---
Delta Oxygen-18 of Sulfate	per mil	---	---	---	---	---	---	---	---	---	---	---	---	---	---	---	1.4	---	---	---
Delta Sulfur-34	per mil	---	---	---	---	---	---	---	---	---	---	---	---	---	---	---	3.7	---	---	---

The hardness value used for calculation of hardness-dependent standards is the hardness of the sample itself, not the hardness of a receiving water.
* Detection limit exceeds standard
‡ For comparison only - no analysis exists

Explanation of Codes

Absent = Analyte not present
ge = Greater than or equal to reported value
i = Insufficient sample
j = Estimated value
j+ = Estimated value, high bias
j- = Estimated value, low bias
Lost = Sample lost in processing
n = Not measured
na = Not available
Present = Analyte was detected
ND = Not Detected
Not Applicable = Analyte not applicable
q = Uncertain value
r = Unusable data
< = Less than reported detection limit
> = Greater than reported value
d = Diluted. Diluted samples are indicated only when value is estimated.
LD = Laboratory duplicate
SP = Split sample
SPD = Split-Duplicate

Station Name	Number Nine
Sample ID	RESE-1002020
Sample Date	8/28/2008 4:00:00 PM
Basin	Upper Queen Creek Watershed
Sub-basin	unknown
QC Type	Original data

Surface Water Hydrochemical Data

DRAFT

Parameters and Constituents		Standards														Results				
Name	Units	AZ Agricultural Livestock Watering		AZ Aquatic and Wildlife - Ephemeral Acute		AZ Aquatic and Wildlife - Warm Water Acute		AZ Aquatic and Wildlife - Warm Water Chronic		AZ Full Body Contact		AZ Fish Consumption		AZ Partial Body Contact		Dissolved Results	Total Results	Total Recoverable Results	Field Results	Use Exceeded
		Standard	Fraction	Standard	Fraction	Standard	Fraction	Standard	Fraction	Standard	Fraction	Standard	Fraction	Standard	Fraction					
Bacteria																				
E. Coli	MPN/100ml	---	---	---	---	---	---	---	---	235	---	---	---	575	---	---	131.4	---	---	---
Total Coliforms	MPN/100ml	---	---	---	---	---	---	---	---	---	---	---	---	---	---	---	>2419.6	---	---	---
Field Parameters																				
Dissolved oxygen	mg/l	---	---	---	---	6	---	6	---	---	---	---	---	---	---	---	---	---	6.51	---
Flow Rate	gallons/minute	---	---	---	---	---	---	---	---	---	---	---	---	---	---	---	---	---	530.0	---
pH (Field)	s.u.	6.5 - 9	---	6.5 - 9	---	6.5 - 9	---	6.5 - 9	---	6.5 - 9	---	---	---	6.5 - 9	---	---	---	---	7.11	---
Specific Conductance (Field)	uS/cm	---	---	---	---	---	---	---	---	---	---	---	---	---	---	---	---	---	85.5	---
Temperature (Field)	Deg C	---	---	---	---	---	---	---	---	---	---	---	---	---	---	---	---	---	27.60	---
Turbidity (Field)	NTUs	---	---	---	---	---	---	---	---	---	---	---	---	---	---	---	---	---	12.52	---
Inorganics																				
Alkalinity (as CaCO3)	mg/l	---	---	---	---	---	---	---	---	---	---	---	---	---	---	10.8	11.1	---	---	---
Bicarbonate (Calculated by M&A)	mg/l	---	---	---	---	---	---	---	---	---	---	---	---	---	---	13.2	---	---	---	---
Bicarbonate Alkalinity (as CaCO3)	mg/l	---	---	---	---	---	---	---	---	---	---	---	---	---	---	10.8	11.1	---	---	---
Bromide	mg/l	---	---	---	---	---	---	---	---	---	---	---	---	---	---	---	<0.100	---	---	---
Carbonate (Calculated by M&A)	mg/l	---	---	---	---	---	---	---	---	---	---	---	---	---	---	--	---	---	---	---
Carbonate Alkalinity (as CaCO3)	mg/l	---	---	---	---	---	---	---	---	---	---	---	---	---	---	<1.0	<1.0	---	---	---
Chloride	mg/l	---	---	---	---	---	---	---	---	---	---	---	---	---	---	3.40	2.48	---	---	---
Fluoride	mg/l	---	---	---	---	---	---	---	---	140	---	---	---	140	---	---	<0.100	---	---	---
Hardness (as CaCO3)	mg/l	---	---	---	---	---	---	---	---	---	---	---	---	---	---	---	22.4	---	---	---
Nitrate as N	mg/l	---	---	---	---	---	---	---	---	3733.33	---	---	---	3733.33	---	---	0.64	---	---	---
Nitrate+Nitrite as N (calculated by M&A)	mg/l	---	---	---	---	---	---	---	---	3733.33	---	---	---	3733.33	---	---	0.64	---	---	---
Nitrite as N	mg/l	---	---	---	---	---	---	---	---	233.33	---	---	---	233.33	---	---	<0.10	---	---	---
Orthophosphate as P	mg/l	---	---	---	---	---	---	---	---	---	---	---	---	---	---	---	<0.20	---	---	---
Silica	mg/l	---	---	---	---	---	---	---	---	---	---	---	---	---	---	24.20	---	---	---	---
Sulfate	mg/l	---	---	---	---	---	---	---	---	---	---	---	---	---	---	15.40	16.10	---	---	---
Lab Parameters																				
Total Dissolved Solids (Laboratory)	mg/l	---	---	---	---	---	---	---	---	---	---	---	---	---	---	---	93	---	---	---
Total Suspended Solids	mg/l	---	---	---	---	---	---	---	---	---	---	---	---	---	---	---	<5.0	---	---	---
Metals																				
Aluminum	mg/l	---	---	---	---	---	---	---	---	---	---	---	---	---	---	0.138	---	---	---	---
Antimony	mg/l	---	---	---	---	0.088	DIS	0.03	DIS	0.747	TRC	0.64	TRC	0.747	TRC	0.00150 j	0.00160 j	---	---	---
Arsenic	mg/l	0.2	TRC	0.44	DIS	0.34	DIS	0.15	DIS	0.03	TRC	0.08	TRC	0.28	TRC	0.0248 j	0.0187 j	---	---	---
Barium	mg/l	---	---	---	---	---	---	---	---	98	TRC	---	---	98	TRC	0.0302	---	---	---	---
Beryllium	mg/l	---	---	---	---	---	---	---	---	1.867	TRC	0.084	TRC	1.867	TRC	<0.00036	<0.00036	---	---	---
Boron	mg/l	---	---	---	---	---	---	---	---	186.667	TRC	---	---	186.667	TRC	---	0.0234 j	---	---	---
Cadmium	mg/l	0.05	---	0.087609	DIS	0.030232	DIS	0.001468	DIS	0.7	TRC	0.084	TRC	0.7	TRC	<0.000034	<0.000960	---	---	---
Calcium	mg/l	---	---	---	---	---	---	---	---	---	---	---	---	---	---	7.25	6.42	---	---	---
Chromium	mg/l	1	---	---	---	---	---	---	---	---	---	---	---	---	---	---	<0.0010	---	---	---
Chromium, Hexavalent‡	mg/l	---	---	0.034	DIS	0.016	DIS	0.011	DIS	2.8	TRC	0.15	TRC	2.8	TRC	---	<0.0010	---	---	---
Chromium, Trivalent‡	mg/l	---	---	5.9497	TRC	1.7733	TRC	0.2307	TRC	1400	TRC	75	TRC	1400	TRC	---	<0.0010	---	---	---
Cobalt	mg/l	---	---	---	---	---	---	---	---	---	---	---	---	---	---	<0.00065	---	---	---	---
Copper	mg/l	0.5	TRC	0.0859	DIS	0.0496	DIS	0.0293	DIS	1.3	TRC	---	---	1.3	TRC	0.0591	0.0566	---	---	AZ Aquatic and Wildlife - Warm Water Acute AZ Aquatic and Wildlife - Warm Water Chronic
Iron	mg/l	---	---	---	---	---	---	1	DIS	---	---	---	---	---	---	0.0916 j	---	---	---	---
Lead	mg/l	0.1	TRC	0.592712	DIS	0.280846	DIS	0.010944	DIS	0.015	TRC	---	---	0.015	TRC	0.000298 j	0.000636 j	---	---	---
Magnesium	mg/l	---	---	---	---	---	---	---	---	---	---	---	---	---	---	1.70	1.54	---	---	---

Station Name	Number Nine
Sample ID	RESE-1002020
Sample Date	8/28/2008 4:00:00 PM
Basin	Upper Queen Creek Watershed
Sub-basin	unknown
QC Type	Original data

Surface Water Hydrochemical Data

DRAFT

Parameters and Constituents		Standards														Results				
Name	Units	AZ Agricultural Livestock Watering		AZ Aquatic and Wildlife - Ephemeral Acute		AZ Aquatic and Wildlife - Warm Water Acute		AZ Aquatic and Wildlife - Warm Water Chronic		AZ Full Body Contact		AZ Fish Consumption		AZ Partial Body Contact		Dissolved Results	Total Results	Total Recoverable Results	Field Results	Use Exceeded
		Standard	Fraction	Standard	Fraction	Standard	Fraction	Standard	Fraction	Standard	Fraction	Standard	Fraction	Standard	Fraction					
Metals																				
Manganese	mg/l	---	---	---	---	---	---	---	---	130.667	---	---	---	130.667	---	0.0104	0.0118	---	---	---
Molybdenum	mg/l	---	---	---	---	---	---	---	---	---	---	---	---	---	---	<0.0023	---	---	---	---
Nickel	mg/l	---	---	13.43579	DIS	1.51289	DIS	0.16804	DIS	28	TRC	0.511	TRC	28	TRC	<0.00230	<0.00230	---	---	---
Potassium	mg/l	---	---	---	---	---	---	---	---	---	---	---	---	---	---	2.18	2.09	---	---	---
Selenium	mg/l	0.05	TRC	0.033	TRC	---	---	0.002	TRC	4.667	TRC	0.667	TRC	4.667	TRC	---	0.00034 j	---	---	---
Silver	mg/l	---	---	0.034911	DIS	0.034911	DIS	---	---	4.667	TRC	8	TRC	4.667	TRC	0.000140 j	<0.000790	---	---	---
Sodium	mg/l	---	---	---	---	---	---	---	---	---	---	---	---	---	---	5.25	4.71	---	---	---
Strontium	mg/l	---	---	---	---	---	---	---	---	---	---	---	---	---	---	0.0470	---	---	---	---
Strontium (by isotope dilution)	ppm	---	---	---	---	---	---	---	---	---	---	---	---	---	---	---	0.0484	---	---	---
Thallium	mg/l	---	---	---	---	0.7	DIS	0.15	DIS	0.075	TRC	0.001	TRC	0.075	TRC	<0.000018	<0.000018	---	---	---
Uranium	mg/l	---	---	---	---	---	---	---	---	2.8	---	---	---	2.8	---	---	<0.0003	---	---	---
Zinc	mg/l	25	TRC	3.5994	DIS	0.3793	DIS	0.3793	DIS	280	TRC	5.106	TRC	280	TRC	0.0041 j	0.0057 j	---	---	---
Other																				
Dissolved Organic Carbon	mg/l	---	---	---	---	---	---	---	---	---	---	---	---	---	---	---	---	---	15.70	---
Radiogenic Isotopes																				
Strontium 87/86	none	---	---	---	---	---	---	---	---	---	---	---	---	---	---	---	0.710144	---	---	---
Tritium	TU	---	---	---	---	---	---	---	---	---	---	---	---	---	---	---	4.60	---	---	---
Radiologicals																				
Gross Alpha	pCi/l	---	---	---	---	---	---	---	---	---	---	---	---	---	---	---	3.8	---	---	---
Gross Beta	pCi/l	---	---	---	---	---	---	---	---	---	---	---	---	---	---	---	<3.2	---	---	---
Uranium Activity (Calc 907.0)	pCi/l	---	---	---	---	---	---	---	---	---	---	---	---	---	---	---	<0.2	---	---	---
Radionuclides																				
Radium 226	pCi/l	---	---	---	---	---	---	---	---	---	---	---	---	---	---	---	<0.22	---	---	---
Radium 226 + Radium 228	pCi/l	---	---	---	---	---	---	---	---	---	---	---	---	---	---	---	--	---	---	---
Radium 228	pCi/l	---	---	---	---	---	---	---	---	---	---	---	---	---	---	---	<1.2	---	---	---
Uranium 234	pCi/l	---	---	---	---	---	---	---	---	---	---	---	---	---	---	---	<0.2	---	---	---
Uranium 235	pCi/l	---	---	---	---	---	---	---	---	---	---	---	---	---	---	---	<0.2	---	---	---
Uranium 238	pCi/l	---	---	---	---	---	---	---	---	---	---	---	---	---	---	---	<0.2	---	---	---
Stable Isotopes																				
Delta Deuterium	per mil	---	---	---	---	---	---	---	---	---	---	---	---	---	---	---	-98.0	---	---	---
Delta Oxygen-18	per mil	---	---	---	---	---	---	---	---	---	---	---	---	---	---	---	-12.80	---	---	---
Delta Oxygen-18 of Sulfate	per mil	---	---	---	---	---	---	---	---	---	---	---	---	---	---	---	6.7	---	---	---
Delta Sulfur-34	per mil	---	---	---	---	---	---	---	---	---	---	---	---	---	---	---	-0.5	---	---	---

The hardness value used for calculation of hardness-dependent standards is the hardness of the sample itself, not the hardness of a receiving water.

‡ For comparison only - no analysis exists

Station Name	Number Nine
Sample ID	RESE-1002042
Sample Date	11/12/2008 4:45:00 PM
Basin	Upper Queen Creek Watershed
Sub-basin	unknown
QC Type	Original data

Surface Water Hydrochemical Data

DRAFT

Parameters and Constituents		Standards														Results				
Name	Units	AZ Agricultural Livestock Watering		AZ Aquatic and Wildlife - Ephemeral Acute		AZ Aquatic and Wildlife - Warm Water Acute		AZ Aquatic and Wildlife - Warm Water Chronic		AZ Full Body Contact		AZ Fish Consumption		AZ Partial Body Contact		Dissolved Results	Total Results	Total Recoverable Results	Field Results	Use Exceeded
		Standard	Fraction	Standard	Fraction	Standard	Fraction	Standard	Fraction	Standard	Fraction	Standard	Fraction	Standard	Fraction					
Field Parameters																				
Dissolved oxygen	mg/l	---	---	---	---	6	---	6	---	---	---	---	---	---	---	---	---	---	2.35	AZ Aquatic and Wildlife - Warm Water Acute† AZ Aquatic and Wildlife - Warm Water Chronic†
Flow Rate	gallons/minute	---	---	---	---	---	---	---	---	---	---	---	---	---	---	---	---	---	0.0	---
pH (Field)	s.u.	6.5 - 9	---	6.5 - 9	---	6.5 - 9	---	6.5 - 9	---	6.5 - 9	---	---	---	6.5 - 9	---	---	---	---	8.56	---
Specific Conductance (Field)	uS/cm	---	---	---	---	---	---	---	---	---	---	---	---	---	---	---	---	---	210.9	---
Temperature (Field)	Deg C	---	---	---	---	---	---	---	---	---	---	---	---	---	---	---	---	---	14.50	---
Turbidity (Field)	NTUs	---	---	---	---	---	---	---	---	---	---	---	---	---	---	---	---	---	7.08	---
Inorganics																				
Alkalinity (as CaCO3)	mg/l	---	---	---	---	---	---	---	---	---	---	---	---	---	---	---	76.8	---	---	---
Bicarbonate (Calculated by M&A)	mg/l	---	---	---	---	---	---	---	---	---	---	---	---	---	---	---	93.7	---	---	---
Bicarbonate Alkalinity (as CaCO3)	mg/l	---	---	---	---	---	---	---	---	---	---	---	---	---	---	---	76.8	---	---	---
Bromide	mg/l	---	---	---	---	---	---	---	---	---	---	---	---	---	---	---	0.153	---	---	---
Carbonate (Calculated by M&A)	mg/l	---	---	---	---	---	---	---	---	---	---	---	---	---	---	---	--	---	---	---
Carbonate Alkalinity (as CaCO3)	mg/l	---	---	---	---	---	---	---	---	---	---	---	---	---	---	---	<1.0	---	---	---
Chloride	mg/l	---	---	---	---	---	---	---	---	---	---	---	---	---	---	---	12.30	---	---	---
Fluoride	mg/l	---	---	---	---	---	---	---	---	140	---	---	---	140	---	---	0.369	---	---	---
Hardness (as CaCO3)	mg/l	---	---	---	---	---	---	---	---	---	---	---	---	---	---	68.8	---	---	---	---
Nitrate as N	mg/l	---	---	---	---	---	---	---	---	3733.33	---	---	---	3733.33	---	---	<0.20	---	---	---
Nitrate+Nitrite as N	mg/l	---	---	---	---	---	---	---	---	---	---	---	---	---	---	---	<0.30	---	---	---
Nitrate+Nitrite as N (calculated by M&A)	mg/l	---	---	---	---	---	---	---	---	3733.33	---	---	---	3733.33	---	---	--	---	---	---
Nitrite as N	mg/l	---	---	---	---	---	---	---	---	233.33	---	---	---	233.33	---	---	<0.10	---	---	---
Orthophosphate as P	mg/l	---	---	---	---	---	---	---	---	---	---	---	---	---	---	---	<0.20	---	---	---
Silica	mg/l	---	---	---	---	---	---	---	---	---	---	---	---	---	---	25.90	---	---	---	---
Sulfate	mg/l	---	---	---	---	---	---	---	---	---	---	---	---	---	---	---	7.14	---	---	---
Lab Parameters																				
Total Dissolved Solids (Laboratory)	mg/l	---	---	---	---	---	---	---	---	---	---	---	---	---	---	---	200	---	---	---
Total Suspended Solids	mg/l	---	---	---	---	---	---	---	---	---	---	---	---	---	---	---	21.0	---	---	---
Metals																				
Aluminum	mg/l	---	---	---	---	---	---	---	---	---	---	---	---	---	---	<0.080	---	---	---	---
Antimony	mg/l	---	---	---	---	0.088	DIS	0.03	DIS	0.747	TRC	0.64	TRC	0.747	TRC	<0.00300	---	<0.00300	---	---
Arsenic	mg/l	0.2	TRC	0.44	DIS	0.34	DIS	0.15	DIS	0.03	TRC	0.08	TRC	0.28	TRC	0.051	---	0.058	---	AZ Full Body Contact
Barium	mg/l	---	---	---	---	---	---	---	---	98	TRC	---	---	98	TRC	0.0289	---	---	---	---
Beryllium	mg/l	---	---	---	---	---	---	---	---	1.867	TRC	0.084	TRC	1.867	TRC	<0.00200	---	<0.00200	---	---
Boron	mg/l	---	---	---	---	---	---	---	---	186.667	TRC	---	---	186.667	TRC	---	---	<0.040	---	---
Cadmium	mg/l	0.05	---	0.015851	DIS	0.00547	DIS	0.000433	DIS	0.7	TRC	0.084	TRC	0.7	TRC	<0.000200	---	<0.002000	---	---
Calcium	mg/l	---	---	---	---	---	---	---	---	---	---	---	---	---	---	---	---	18.70	---	---
Chromium	mg/l	1	---	---	---	---	---	---	---	---	---	---	---	---	---	---	---	<0.0060	---	---
Chromium, Hexavalent‡	mg/l	---	---	0.034	DIS	0.016	DIS	0.011	DIS	2.8	TRC	0.15	TRC	2.8	TRC	---	---	<0.0060	---	---
Chromium, Trivalent‡	mg/l	---	---	1.4073	TRC	0.4194	TRC	0.0546	TRC	1400	TRC	75	TRC	1400	TRC	---	---	<0.0060	---	---
Cobalt	mg/l	---	---	---	---	---	---	---	---	---	---	---	---	---	---	<0.0060	---	---	---	---
Copper	mg/l	0.5	TRC	0.0164	DIS	0.0094	DIS	0.0065	DIS	1.3	TRC	---	---	1.3	TRC	0.0389	---	0.0450	---	AZ Aquatic and Wildlife - Ephemeral Acute AZ Aquatic and Wildlife - Warm Water Acute AZ Aquatic and Wildlife - Warm Water Chronic
Iron	mg/l	---	---	---	---	---	---	1	DIS	---	---	---	---	---	---	0.125	---	---	---	---
Lead	mg/l	0.1	TRC	0.090503	DIS	0.042883	DIS	0.001671	DIS	0.015	TRC	---	---	0.015	TRC	<0.003000	---	<0.003000	---	AZ Aquatic and Wildlife - Warm Water Chronic*
Magnesium	mg/l	---	---	---	---	---	---	---	---	---	---	---	---	---	---	---	---	5.34	---	---

Station Name	Number Nine
Sample ID	RESE-1002042
Sample Date	11/12/2008 4:45:00 PM
Basin	Upper Queen Creek Watershed
Sub-basin	unknown
QC Type	Original data

Surface Water Hydrochemical Data

DRAFT

Parameters and Constituents		Standards														Results				
Name	Units	AZ Agricultural Livestock Watering		AZ Aquatic and Wildlife - Ephemeral Acute		AZ Aquatic and Wildlife - Warm Water Acute		AZ Aquatic and Wildlife - Warm Water Chronic		AZ Full Body Contact		AZ Fish Consumption		AZ Partial Body Contact		Dissolved Results	Total Results	Total Recoverable Results	Field Results	Use Exceeded
		Standard	Fraction	Standard	Fraction	Standard	Fraction	Standard	Fraction	Standard	Fraction	Standard	Fraction	Standard	Fraction					
Metals																				
Manganese	mg/l	---	---	---	---	---	---	---	---	130.667	---	---	---	130.667	---	0.0813	---	0.2170	---	---
Mercury	mg/l	0.01	TRC	0.005	DIS	0.0024	DIS	0.00001	DIS	0.28	TRC	---	---	0.28	TRC	<0.00020	<0.00020	---	---	AZ Aquatic and Wildlife - Warm Water Chronic*
Molybdenum	mg/l	---	---	---	---	---	---	---	---	---	---	---	---	---	---	<0.0080	---	---	---	---
Nickel	mg/l	---	---	3.03054	DIS	0.34124	DIS	0.0379	DIS	28	TRC	0.511	TRC	28	TRC	<0.01000	---	<0.01000	---	---
Potassium	mg/l	---	---	---	---	---	---	---	---	---	---	---	---	---	---	---	---	3.65	---	---
Selenium	mg/l	0.05	TRC	0.033	TRC	---	---	0.002	TRC	4.667	TRC	0.667	TRC	4.667	TRC	---	---	<0.00300	---	AZ Aquatic and Wildlife - Warm Water Chronic*
Silver	mg/l	---	---	0.001691	DIS	0.001691	DIS	---	---	4.667	TRC	8	TRC	4.667	TRC	<0.000100	---	<0.005000	---	---
Sodium	mg/l	---	---	---	---	---	---	---	---	---	---	---	---	---	---	---	---	17.10	---	---
Strontium	mg/l	---	---	---	---	---	---	---	---	---	---	---	---	---	---	0.1200	---	---	---	---
Thallium	mg/l	---	---	---	---	0.7	DIS	0.15	DIS	0.075	TRC	0.001	TRC	0.075	TRC	<0.00100	---	<0.00100	---	AZ Fish Consumption*
Zinc	mg/l	25	TRC	0.81	DIS	0.0854	DIS	0.0854	DIS	280	TRC	5.106	TRC	280	TRC	<0.0100	---	<0.0100	---	---
Other																				
Dissolved Organic Carbon	mg/l	---	---	---	---	---	---	---	---	---	---	---	---	---	---	---	---	---	34.50	---

The hardness value used for calculation of hardness-dependent standards is the hardness of the sample itself, not the hardness of a receiving water.
* Detection limit exceeds standard
† Exceedance is considered less than regulatory limit
‡ For comparison only - no analysis exists

Station Name	Number Nine
Sample ID	RESE-1002058
Sample Date	2/19/2009 12:30:00 PM
Basin	Upper Queen Creek Watershed
Sub-basin	unknown
QC Type	Original data

Surface Water Hydrochemical Data

DRAFT

Parameters and Constituents		Standards														Results				
Name	Units	AZ Agricultural Livestock Watering		AZ Aquatic and Wildlife - Ephemeral Acute		AZ Aquatic and Wildlife - Warm Water Acute		AZ Aquatic and Wildlife - Warm Water Chronic		AZ Full Body Contact		AZ Fish Consumption		AZ Partial Body Contact		Dissolved Results	Total Results	Total Recoverable Results	Field Results	Use Exceeded
		Standard	Fraction	Standard	Fraction	Standard	Fraction	Standard	Fraction	Standard	Fraction	Standard	Fraction	Standard	Fraction					
Field Parameters																				
Dissolved oxygen	mg/l	---	---	---	---	6	---	6	---	---	---	---	---	---	---	---	---	---	9.64	---
Flow Rate	gallons/minute	---	---	---	---	---	---	---	---	---	---	---	---	---	---	---	---	---	1001.0	---
pH (Field)	s.u.	6.5 - 9	---	6.5 - 9	---	6.5 - 9	---	6.5 - 9	---	6.5 - 9	---	---	---	6.5 - 9	---	---	---	---	7.64	---
Specific Conductance (Field)	uS/cm	---	---	---	---	---	---	---	---	---	---	---	---	---	---	---	---	---	71.0	---
Temperature (Field)	Deg C	---	---	---	---	---	---	---	---	---	---	---	---	---	---	---	---	---	9.90	---
Turbidity (Field)	NTUs	---	---	---	---	---	---	---	---	---	---	---	---	---	---	---	---	---	8.42	---
Inorganics																				
Alkalinity (as CaCO3)	mg/l	---	---	---	---	---	---	---	---	---	---	---	---	---	---	---	6.8	---	---	---
Bicarbonate (Calculated by M&A)	mg/l	---	---	---	---	---	---	---	---	---	---	---	---	---	---	---	8.3	---	---	---
Bicarbonate Alkalinity (as CaCO3)	mg/l	---	---	---	---	---	---	---	---	---	---	---	---	---	---	---	6.8	---	---	---
Bromide	mg/l	---	---	---	---	---	---	---	---	---	---	---	---	---	---	---	<0.100	---	---	---
Carbonate (Calculated by M&A)	mg/l	---	---	---	---	---	---	---	---	---	---	---	---	---	---	---	--	---	---	---
Carbonate Alkalinity (as CaCO3)	mg/l	---	---	---	---	---	---	---	---	---	---	---	---	---	---	---	<1.0	---	---	---
Chloride	mg/l	---	---	---	---	---	---	---	---	---	---	---	---	---	---	---	2.34	---	---	---
Fluoride	mg/l	---	---	---	---	---	---	---	---	140	---	---	---	140	---	---	<0.100	---	---	---
Hardness (as CaCO3)	mg/l	---	---	---	---	---	---	---	---	---	---	---	---	---	---	18.3	---	---	---	---
Silica	mg/l	---	---	---	---	---	---	---	---	---	---	---	---	---	---	21.60	---	---	---	---
Sulfate	mg/l	---	---	---	---	---	---	---	---	---	---	---	---	---	---	---	14.20	---	---	---
Lab Parameters																				
Total Dissolved Solids (Laboratory)	mg/l	---	---	---	---	---	---	---	---	---	---	---	---	---	---	---	114	---	---	---
Total Suspended Solids	mg/l	---	---	---	---	---	---	---	---	---	---	---	---	---	---	---	8.0	---	---	---
Metals																				
Aluminum	mg/l	---	---	---	---	---	---	---	---	---	---	---	---	---	---	0.182	---	---	---	---
Antimony	mg/l	---	---	---	---	0.088	DIS	0.03	DIS	0.747	TRC	0.64	TRC	0.747	TRC	<0.00300	---	<0.00300	---	---
Arsenic	mg/l	0.2	TRC	0.44	DIS	0.34	DIS	0.15	DIS	0.03	TRC	0.08	TRC	0.28	TRC	<0.025	---	<0.025	---	---
Barium	mg/l	---	---	---	---	---	---	---	---	98	TRC	---	---	98	TRC	0.0206	---	---	---	---
Beryllium	mg/l	---	---	---	---	---	---	---	---	1.867	TRC	0.084	TRC	1.867	TRC	<0.00200	---	<0.00200	---	---
Boron	mg/l	---	---	---	---	---	---	---	---	186.667	TRC	---	---	186.667	TRC	---	---	<0.040	---	---
Cadmium	mg/l	0.05	---	0.004363	DIS	0.001505	DIS	0.000172	DIS	0.7	TRC	0.084	TRC	0.7	TRC	<0.000034	---	<0.002000	---	---
Calcium	mg/l	---	---	---	---	---	---	---	---	---	---	---	---	---	---	---	---	5.17	---	---
Chromium	mg/l	1	---	---	---	---	---	---	---	---	---	---	---	---	---	---	---	<0.0060	---	---
Chromium, Hexavalent‡	mg/l	---	---	0.034	DIS	0.016	DIS	0.011	DIS	2.8	TRC	0.15	TRC	2.8	TRC	---	---	<0.0060	---	---
Chromium, Trivalent‡	mg/l	---	---	0.4757	TRC	0.1418	TRC	0.0184	TRC	1400	TRC	75	TRC	1400	TRC	---	---	<0.0060	---	---
Cobalt	mg/l	---	---	---	---	---	---	---	---	---	---	---	---	---	---	0.0061	---	---	---	---
Copper	mg/l	0.5	TRC	0.0047	DIS	0.0027	DIS	0.0021	DIS	1.3	TRC	---	---	1.3	TRC	0.0442	---	0.0490	---	AZ Aquatic and Wildlife - Ephemeral Acute AZ Aquatic and Wildlife - Warm Water Acute AZ Aquatic and Wildlife - Warm Water Chronic
Iron	mg/l	---	---	---	---	---	---	1	DIS	---	---	---	---	---	---	0.097	---	---	---	---
Lead	mg/l	0.1	TRC	0.020597	DIS	0.009759	DIS	0.00038	DIS	0.015	TRC	---	---	0.015	TRC	0.000330 j	---	<0.003000	---	---
Magnesium	mg/l	---	---	---	---	---	---	---	---	---	---	---	---	---	---	---	---	1.31	---	---
Manganese	mg/l	---	---	---	---	---	---	---	---	130.667	---	---	---	130.667	---	0.0169	---	0.0150	---	---
Mercury	mg/l	0.01	TRC	0.005	DIS	0.0024	DIS	0.00001	DIS	0.28	TRC	---	---	0.28	TRC	---	<0.00020	---	---	AZ Aquatic and Wildlife - Warm Water Chronic*
Molybdenum	mg/l	---	---	---	---	---	---	---	---	---	---	---	---	---	---	<0.0080	---	---	---	---
Nickel	mg/l	---	---	0.98845	DIS	0.1113	DIS	0.01236	DIS	28	TRC	0.511	TRC	28	TRC	0.00150	---	<0.01000	---	---
Potassium	mg/l	---	---	---	---	---	---	---	---	---	---	---	---	---	---	---	---	1.19	---	---

Station Name	Number Nine
Sample ID	RESE-1002058
Sample Date	2/19/2009 12:30:00 PM
Basin	Upper Queen Creek Watershed
Sub-basin	unknown
QC Type	Original data

Surface Water Hydrochemical Data

DRAFT

Parameters and Constituents		Standards														Results				
Name	Units	AZ Agricultural Livestock Watering		AZ Aquatic and Wildlife - Ephemeral Acute		AZ Aquatic and Wildlife - Warm Water Acute		AZ Aquatic and Wildlife - Warm Water Chronic		AZ Full Body Contact		AZ Fish Consumption		AZ Partial Body Contact		Dissolved Results	Total Results	Total Recoverable Results	Field Results	Use Exceeded
		Standard	Fraction	Standard	Fraction	Standard	Fraction	Standard	Fraction	Standard	Fraction	Standard	Fraction	Standard	Fraction					
Metals																				
Selenium	mg/l	0.05	TRC	0.033	TRC	---	---	0.002	TRC	4.667	TRC	0.667	TRC	4.667	TRC	---	---	<0.00012	---	---
Silver	mg/l	---	---	0.000173	DIS	0.000173	DIS	---	---	4.667	TRC	8	TRC	4.667	TRC	<0.000100	---	<0.005000	---	---
Sodium	mg/l	---	---	---	---	---	---	---	---	---	---	---	---	---	---	---	---	4.99	---	---
Strontium	mg/l	---	---	---	---	---	---	---	---	---	---	---	---	---	---	0.0317	---	---	---	---
Thallium	mg/l	---	---	---	---	0.7	DIS	0.15	DIS	0.075	TRC	0.001	TRC	0.075	TRC	<0.00100	---	<0.00100	---	AZ Fish Consumption*
Zinc	mg/l	25	TRC	0.2637	DIS	0.0278	DIS	0.0278	DIS	280	TRC	5.106	TRC	280	TRC	<0.0100	---	<0.0100	---	---
Other																				
Dissolved Organic Carbon	mg/l	---	---	---	---	---	---	---	---	---	---	---	---	---	---	---	---	---	12.60	---
Mercury, Low Level	ng/l	---	---	---	---	---	---	---	---	---	---	---	---	---	---	0.88	---	---	---	---
Stable Isotopes																				
Delta Deuterium	per mil	---	---	---	---	---	---	---	---	---	---	---	---	---	---	---	-47.0	---	---	---
Delta Oxygen-18	per mil	---	---	---	---	---	---	---	---	---	---	---	---	---	---	---	-7.50	---	---	---
Delta Oxygen-18 of Sulfate	per mil	---	---	---	---	---	---	---	---	---	---	---	---	---	---	---	6.2	---	---	---
Delta Sulfur-34	per mil	---	---	---	---	---	---	---	---	---	---	---	---	---	---	---	0.9	---	---	---

The hardness value used for calculation of hardness-dependent standards is the hardness of the sample itself, not the hardness of a receiving water.
* Detection limit exceeds standard
‡ For comparison only - no analysis exists

Station Name	Number Nine
Sample ID	RESE-1002059
Sample Date	2/19/2009 1:00:00 PM
Basin	Upper Queen Creek Watershed
Sub-basin	unknown
QC Type	Field duplicates

Surface Water Hydrochemical Data

DRAFT

Parameters and Constituents		Standards														Results				
Name	Units	AZ Agricultural Livestock Watering		AZ Aquatic and Wildlife - Ephemeral Acute		AZ Aquatic and Wildlife - Warm Water Acute		AZ Aquatic and Wildlife - Warm Water Chronic		AZ Full Body Contact		AZ Fish Consumption		AZ Partial Body Contact		Dissolved Results	Total Results	Total Recoverable Results	Field Results	Use Exceeded
		Standard	Fraction	Standard	Fraction	Standard	Fraction	Standard	Fraction	Standard	Fraction	Standard	Fraction	Standard	Fraction					
Field Parameters																				
Flow Rate	gallons/minute	---	---	---	---	---	---	---	---	---	---	---	---	---	---	---	---	---	1001.0	---
Inorganics																				
Alkalinity (as CaCO3)	mg/l	---	---	---	---	---	---	---	---	---	---	---	---	---	---	---	6.9	---	---	---
Bicarbonate (Calculated by M&A)	mg/l	---	---	---	---	---	---	---	---	---	---	---	---	---	---	---	8.4	---	---	---
Bicarbonate Alkalinity (as CaCO3)	mg/l	---	---	---	---	---	---	---	---	---	---	---	---	---	---	---	6.9	---	---	---
Bromide	mg/l	---	---	---	---	---	---	---	---	---	---	---	---	---	---	---	<0.100	---	---	---
Carbonate (Calculated by M&A)	mg/l	---	---	---	---	---	---	---	---	---	---	---	---	---	---	---	--	---	---	---
Carbonate Alkalinity (as CaCO3)	mg/l	---	---	---	---	---	---	---	---	---	---	---	---	---	---	---	<1.0	---	---	---
Chloride	mg/l	---	---	---	---	---	---	---	---	---	---	---	---	---	---	---	2.36	---	---	---
Fluoride	mg/l	---	---	---	---	---	---	---	---	140	---	---	---	140	---	---	<0.100	---	---	---
Hardness (as CaCO3)	mg/l	---	---	---	---	---	---	---	---	---	---	---	---	---	---	17.3	---	---	---	---
Silica	mg/l	---	---	---	---	---	---	---	---	---	---	---	---	---	---	20.50	---	---	---	---
Sulfate	mg/l	---	---	---	---	---	---	---	---	---	---	---	---	---	---	---	14.20	---	---	---
Lab Parameters																				
Total Dissolved Solids (Laboratory)	mg/l	---	---	---	---	---	---	---	---	---	---	---	---	---	---	---	93	---	---	---
Total Suspended Solids	mg/l	---	---	---	---	---	---	---	---	---	---	---	---	---	---	---	19.0	---	---	---
Metals																				
Aluminum	mg/l	---	---	---	---	---	---	---	---	---	---	---	---	---	---	0.175	---	---	---	---
Antimony	mg/l	---	---	---	---	0.088	DIS	0.03	DIS	0.747	TRC	0.64	TRC	0.747	TRC	<0.00300	---	<0.00300	---	---
Arsenic	mg/l	0.2	TRC	0.44	DIS	0.34	DIS	0.15	DIS	0.03	TRC	0.08	TRC	0.28	TRC	<0.025	---	<0.025	---	---
Barium	mg/l	---	---	---	---	---	---	---	---	98	TRC	---	---	98	TRC	0.0197	---	---	---	---
Beryllium	mg/l	---	---	---	---	---	---	---	---	1.867	TRC	0.084	TRC	1.867	TRC	<0.00200	---	<0.00200	---	---
Boron	mg/l	---	---	---	---	---	---	---	---	186.667	TRC	---	---	186.667	TRC	---	---	<0.040	---	---
Cadmium	mg/l	0.05	---	0.00413	DIS	0.001425	DIS	0.000165	DIS	0.7	TRC	0.084	TRC	0.7	TRC	<0.000034	---	<0.002000	---	---
Calcium	mg/l	---	---	---	---	---	---	---	---	---	---	---	---	---	---	---	---	4.87	---	---
Chromium	mg/l	1	---	---	---	---	---	---	---	---	---	---	---	---	---	---	---	<0.0060	---	---
Chromium, Hexavalent‡	mg/l	---	---	0.034	DIS	0.016	DIS	0.011	DIS	2.8	TRC	0.15	TRC	2.8	TRC	---	---	<0.0060	---	---
Chromium, Trivalent‡	mg/l	---	---	0.4543	TRC	0.1354	TRC	0.0176	TRC	1400	TRC	75	TRC	1400	TRC	---	---	<0.0060	---	---
Cobalt	mg/l	---	---	---	---	---	---	---	---	---	---	---	---	---	---	<0.0060	---	---	---	---
Copper	mg/l	0.5	TRC	0.0045	DIS	0.0026	DIS	0.002	DIS	1.3	TRC	---	---	1.3	TRC	0.0447	---	0.0480	---	AZ Aquatic and Wildlife - Ephemeral Acute AZ Aquatic and Wildlife - Warm Water Acute AZ Aquatic and Wildlife - Warm Water Chronic
Iron	mg/l	---	---	---	---	---	---	1	DIS	---	---	---	---	---	---	0.092	---	---	---	---
Lead	mg/l	0.1	TRC	0.019326	DIS	0.009157	DIS	0.000357	DIS	0.015	TRC	---	---	0.015	TRC	0.000362 j	---	<0.003000	---	AZ Aquatic and Wildlife - Warm Water Chronic
Magnesium	mg/l	---	---	---	---	---	---	---	---	---	---	---	---	---	---	---	---	1.25	---	---
Manganese	mg/l	---	---	---	---	---	---	---	---	130.667	---	---	---	130.667	---	0.0149	---	0.0190	---	---
Mercury	mg/l	0.01	TRC	0.005	DIS	0.0024	DIS	0.00001	DIS	0.28	TRC	---	---	0.28	TRC	---	<0.00020	---	---	AZ Aquatic and Wildlife - Warm Water Chronic*
Molybdenum	mg/l	---	---	---	---	---	---	---	---	---	---	---	---	---	---	<0.0080	---	---	---	---
Nickel	mg/l	---	---	0.94256	DIS	0.10613	DIS	0.01179	DIS	28	TRC	0.511	TRC	28	TRC	0.00140	---	<0.01000	---	---
Potassium	mg/l	---	---	---	---	---	---	---	---	---	---	---	---	---	---	---	---	1.16	---	---
Selenium	mg/l	0.05	TRC	0.033	TRC	---	---	0.002	TRC	4.667	TRC	0.667	TRC	4.667	TRC	---	---	0.00029 jd	---	---
Silver	mg/l	---	---	0.000157	DIS	0.000157	DIS	---	---	4.667	TRC	8	TRC	4.667	TRC	<0.000100	---	<0.005000	---	---
Sodium	mg/l	---	---	---	---	---	---	---	---	---	---	---	---	---	---	---	---	4.74	---	---
Strontium	mg/l	---	---	---	---	---	---	---	---	---	---	---	---	---	---	0.0301	---	---	---	---
Thallium	mg/l	---	---	---	---	0.7	DIS	0.15	DIS	0.075	TRC	0.001	TRC	0.075	TRC	<0.00100	---	<0.00100	---	AZ Fish Consumption*

Surface Water Hydrochemical Data

DRAFT

Station Name	Number Nine
Sample ID	RESE-1002059
Sample Date	2/19/2009 1:00:00 PM
Basin	Upper Queen Creek Watershed
Sub-basin	unknown
QC Type	Field duplicates

Parameters and Constituents		Standards														Results				
Name	Units	AZ Agricultural Livestock Watering		AZ Aquatic and Wildlife - Ephemeral Acute		AZ Aquatic and Wildlife - Warm Water Acute		AZ Aquatic and Wildlife - Warm Water Chronic		AZ Full Body Contact		AZ Fish Consumption		AZ Partial Body Contact		Dissolved Results	Total Results	Total Recoverable Results	Field Results	Use Exceeded
		Standard	Fraction	Standard	Fraction	Standard	Fraction	Standard	Fraction	Standard	Fraction	Standard	Fraction	Standard	Fraction					
Metals																				
Zinc	mg/l	25	TRC	0.2515	DIS	0.0265	DIS	0.0265	DIS	280	TRC	5.106	TRC	280	TRC	<0.0100	---	<0.0100	---	---
Other																				
Dissolved Organic Carbon	mg/l	---	---	---	---	---	---	---	---	---	---	---	---	---	---	---	---	---	12.90	---
Mercury, Low Level	ng/l	---	---	---	---	---	---	---	---	---	---	---	---	---	---	<0.50	---	---	---	---
Stable Isotopes																				
Delta Deuterium	per mil	---	---	---	---	---	---	---	---	---	---	---	---	---	---	---	-47.0	---	---	---
Delta Oxygen-18	per mil	---	---	---	---	---	---	---	---	---	---	---	---	---	---	---	-7.60	---	---	---
Delta Oxygen-18 of Sulfate	per mil	---	---	---	---	---	---	---	---	---	---	---	---	---	---	---	6.3	---	---	---
Delta Sulfur-34	per mil	---	---	---	---	---	---	---	---	---	---	---	---	---	---	---	0.5	---	---	---

The hardness value used for calculation of hardness-dependent standards is the hardness of the sample itself, not the hardness of a receiving water.
* Detection limit exceeds standard
‡ For comparison only - no analysis exists

Station Name	Number Nine
Sample ID	RESE-1002077
Sample Date	5/5/2009 4:30:00 PM
Basin	Upper Queen Creek Watershed
Sub-basin	unknown
QC Type	Original data

Surface Water Hydrochemical Data

DRAFT

Parameters and Constituents		Standards														Results				
Name	Units	AZ Agricultural Livestock Watering		AZ Aquatic and Wildlife - Ephemeral Acute		AZ Aquatic and Wildlife - Warm Water Acute		AZ Aquatic and Wildlife - Warm Water Chronic		AZ Full Body Contact		AZ Fish Consumption		AZ Partial Body Contact		Dissolved Results	Total Results	Total Recoverable Results	Field Results	Use Exceeded
		Standard	Fraction	Standard	Fraction	Standard	Fraction	Standard	Fraction	Standard	Fraction	Standard	Fraction	Standard	Fraction					
Field Parameters																				
Dissolved oxygen	mg/l	---	---	---	---	6	---	6	---	---	---	---	---	---	---	---	---	---	10.12	---
Flow Rate	gallons/minute	---	---	---	---	---	---	---	---	---	---	---	---	---	---	---	---	---	<0.1	---
pH (Field)	s.u.	6.5 - 9	---	6.5 - 9	---	6.5 - 9	---	6.5 - 9	---	6.5 - 9	---	---	---	6.5 - 9	---	---	---	---	7.72	---
Specific Conductance (Field)	uS/cm	---	---	---	---	---	---	---	---	---	---	---	---	---	---	---	---	---	101.2	---
Temperature (Field)	Deg C	---	---	---	---	---	---	---	---	---	---	---	---	---	---	---	---	---	24.20	---
Turbidity (Field)	NTUs	---	---	---	---	---	---	---	---	---	---	---	---	---	---	---	---	---	4.13	---
Inorganics																				
Alkalinity (as CaCO3)	mg/l	---	---	---	---	---	---	---	---	---	---	---	---	---	---	---	26.5	---	---	---
Bicarbonate (Calculated by M&A)	mg/l	---	---	---	---	---	---	---	---	---	---	---	---	---	---	---	32.3	---	---	---
Bicarbonate Alkalinity (as CaCO3)	mg/l	---	---	---	---	---	---	---	---	---	---	---	---	---	---	---	26.5	---	---	---
Bromide	mg/l	---	---	---	---	---	---	---	---	---	---	---	---	---	---	---	0.169	---	---	---
Carbonate (Calculated by M&A)	mg/l	---	---	---	---	---	---	---	---	---	---	---	---	---	---	---	--	---	---	---
Carbonate Alkalinity (as CaCO3)	mg/l	---	---	---	---	---	---	---	---	---	---	---	---	---	---	---	<1.0	---	---	---
Chloride	mg/l	---	---	---	---	---	---	---	---	---	---	---	---	---	---	---	4.67	---	---	---
Fluoride	mg/l	---	---	---	---	---	---	---	---	140	---	---	---	140	---	---	<0.100	---	---	---
Hardness (as CaCO3)	mg/l	---	---	---	---	---	---	---	---	---	---	---	---	---	---	25.0	---	---	---	---
Silica	mg/l	---	---	---	---	---	---	---	---	---	---	---	---	---	---	25.20	---	---	---	---
Sulfate	mg/l	---	---	---	---	---	---	---	---	---	---	---	---	---	---	---	8.82	---	---	---
Lab Parameters																				
Total Dissolved Solids (Laboratory)	mg/l	---	---	---	---	---	---	---	---	---	---	---	---	---	---	---	85	---	---	---
Total Suspended Solids	mg/l	---	---	---	---	---	---	---	---	---	---	---	---	---	---	---	9.0	---	---	---
Metals																				
Aluminum	mg/l	---	---	---	---	---	---	---	---	---	---	---	---	---	---	0.101	---	---	---	---
Antimony	mg/l	---	---	---	---	0.088	DIS	0.03	DIS	0.747	TRC	0.64	TRC	0.747	TRC	<0.00300	---	<0.00300	---	---
Arsenic	mg/l	0.2	TRC	0.44	DIS	0.34	DIS	0.15	DIS	0.03	TRC	0.08	TRC	0.28	TRC	<0.025	---	<0.025	---	---
Barium	mg/l	---	---	---	---	---	---	---	---	98	TRC	---	---	98	TRC	0.0261	---	---	---	---
Beryllium	mg/l	---	---	---	---	---	---	---	---	1.867	TRC	0.084	TRC	1.867	TRC	<0.00200	---	<0.00200	---	---
Boron	mg/l	---	---	---	---	---	---	---	---	186.667	TRC	---	---	186.667	TRC	---	---	<0.040	---	---
Cadmium	mg/l	0.05	---	0.005914	DIS	0.002041	DIS	0.000214	DIS	0.7	TRC	0.084	TRC	0.7	TRC	<0.000024	---	<0.002000	---	---
Calcium	mg/l	---	---	---	---	---	---	---	---	---	---	---	---	---	---	---	---	7.15	---	---
Chromium	mg/l	1	---	---	---	---	---	---	---	---	---	---	---	---	---	---	---	<0.0060	---	---
Chromium, Hexavalent‡	mg/l	---	---	0.034	DIS	0.016	DIS	0.011	DIS	2.8	TRC	0.15	TRC	2.8	TRC	---	---	<0.0060	---	---
Chromium, Trivalent‡	mg/l	---	---	0.6142	TRC	0.1831	TRC	0.0238	TRC	1400	TRC	75	TRC	1400	TRC	---	---	<0.0060	---	---
Cobalt	mg/l	---	---	---	---	---	---	---	---	---	---	---	---	---	---	<0.0060	---	---	---	---
Copper	mg/l	0.5	TRC	0.0063	DIS	0.0036	DIS	0.0027	DIS	1.3	TRC	---	---	1.3	TRC	0.0462	---	0.0840	---	AZ Aquatic and Wildlife - Ephemeral Acute AZ Aquatic and Wildlife - Warm Water Acute AZ Aquatic and Wildlife - Warm Water Chronic
Iron	mg/l	---	---	---	---	---	---	1	DIS	---	---	---	---	---	---	0.102	---	---	---	---
Lead	mg/l	0.1	TRC	0.029298	DIS	0.013882	DIS	0.000541	DIS	0.015	TRC	---	---	0.015	TRC	0.000216 j	---	<0.003000	---	---
Magnesium	mg/l	---	---	---	---	---	---	---	---	---	---	---	---	---	---	---	---	1.74	---	---
Manganese	mg/l	---	---	---	---	---	---	---	---	130.667	---	---	---	130.667	---	0.0328	---	0.0423	---	---
Mercury	mg/l	0.01	TRC	0.005	DIS	0.0024	DIS	0.00001	DIS	0.28	TRC	---	---	0.28	TRC	---	<0.00020	---	---	AZ Aquatic and Wildlife - Warm Water Chronic*
Molybdenum	mg/l	---	---	---	---	---	---	---	---	---	---	---	---	---	---	<0.0080	---	---	---	---
Nickel	mg/l	---	---	1.287	DIS	0.14492	DIS	0.0161	DIS	28	TRC	0.511	TRC	28	TRC	0.00117	---	<0.01000	---	---
Potassium	mg/l	---	---	---	---	---	---	---	---	---	---	---	---	---	---	---	---	1.45	---	---

Station Name	Number Nine
Sample ID	RESE-1002077
Sample Date	5/5/2009 4:30:00 PM
Basin	Upper Queen Creek Watershed
Sub-basin	unknown
QC Type	Original data

Surface Water Hydrochemical Data

DRAFT

Parameters and Constituents		Standards														Results				
Name	Units	AZ Agricultural Livestock Watering		AZ Aquatic and Wildlife - Ephemeral Acute		AZ Aquatic and Wildlife - Warm Water Acute		AZ Aquatic and Wildlife - Warm Water Chronic		AZ Full Body Contact		AZ Fish Consumption		AZ Partial Body Contact		Dissolved Results	Total Results	Total Recoverable Results	Field Results	Use Exceeded
		Standard	Fraction	Standard	Fraction	Standard	Fraction	Standard	Fraction	Standard	Fraction	Standard	Fraction	Standard	Fraction					
Metals																				
Selenium	mg/l	0.05	TRC	0.033	TRC	---	---	0.002	TRC	4.667	TRC	0.667	TRC	4.667	TRC	---	---	<0.00030	---	---
Silver	mg/l	---	---	0.000296	DIS	0.000296	DIS	---	---	4.667	TRC	8	TRC	4.667	TRC	<0.000100	---	<0.005000	---	---
Sodium	mg/l	---	---	---	---	---	---	---	---	---	---	---	---	---	---	---	---	7.15	---	---
Strontium	mg/l	---	---	---	---	---	---	---	---	---	---	---	---	---	---	0.0499	---	---	---	---
Thallium	mg/l	---	---	---	---	0.7	DIS	0.15	DIS	0.075	TRC	0.001	TRC	0.075	TRC	<0.00100	---	<0.00100	---	AZ Fish Consumption*
Zinc	mg/l	25	TRC	0.3435	DIS	0.0362	DIS	0.0362	DIS	280	TRC	5.106	TRC	280	TRC	<0.0100	---	<0.0100	---	---
Other																				
Dissolved Organic Carbon	mg/l	---	---	---	---	---	---	---	---	---	---	---	---	---	---	---	---	---	12.40	---
Mercury, Low Level	ng/l	---	---	---	---	---	---	---	---	---	---	---	---	---	---	3.10	---	---	---	---
Radiogenic Isotopes																				
Tritium	TU	---	---	---	---	---	---	---	---	---	---	---	---	---	---	---	6.00	---	---	---
Stable Isotopes																				
Delta Deuterium	per mil	---	---	---	---	---	---	---	---	---	---	---	---	---	---	---	-36.0	---	---	---
Delta Oxygen-18	per mil	---	---	---	---	---	---	---	---	---	---	---	---	---	---	---	-3.50	---	---	---
Delta Oxygen-18 of Sulfate	per mil	---	---	---	---	---	---	---	---	---	---	---	---	---	---	---	10.4	---	---	---
Delta Sulfur-34	per mil	---	---	---	---	---	---	---	---	---	---	---	---	---	---	---	15.0	---	---	---

The hardness value used for calculation of hardness-dependent standards is the hardness of the sample itself, not the hardness of a receiving water.
* Detection limit exceeds standard
‡ For comparison only - no analysis exists

Station Name	Number Nine
Sample ID	RESE-1002139
Sample Date	11/1/2010 10:00:00 AM
Basin	Upper Queen Creek Watershed
Sub-basin	unknown
QC Type	Original data

Surface Water Hydrochemical Data

DRAFT

Parameters and Constituents		Standards														Results				
Name	Units	AZ Agricultural Livestock Watering		AZ Aquatic and Wildlife - Ephemeral Acute		AZ Aquatic and Wildlife - Warm Water Acute		AZ Aquatic and Wildlife - Warm Water Chronic		AZ Full Body Contact		AZ Fish Consumption		AZ Partial Body Contact		Dissolved Results	Total Results	Total Recoverable Results	Field Results	Use Exceeded
		Standard	Fraction	Standard	Fraction	Standard	Fraction	Standard	Fraction	Standard	Fraction	Standard	Fraction	Standard	Fraction					
Field Parameters																				
Dissolved oxygen	mg/l	---	---	---	---	6	---	6	---	---	---	---	---	---	---	---	---	---	9.80	---
Flow Rate	gallons/minute	---	---	---	---	---	---	---	---	---	---	---	---	---	---	---	---	---	0.1 j	---
pH (Field)	s.u.	6.5 - 9	---	6.5 - 9	---	6.5 - 9	---	6.5 - 9	---	6.5 - 9	---	---	---	6.5 - 9	---	---	---	---	7.88	---
Specific Conductance (Field)	uS/cm	---	---	---	---	---	---	---	---	---	---	---	---	---	---	---	---	---	125.6	---
Temperature (Field)	Deg C	---	---	---	---	---	---	---	---	---	---	---	---	---	---	---	---	---	12.90	---
Turbidity (Field)	NTUs	---	---	---	---	---	---	---	---	---	---	---	---	---	---	---	---	---	3.15	---
Inorganics																				
Alkalinity (as CaCO3)	mg/l	---	---	---	---	---	---	---	---	---	---	---	---	---	---	---	31.9	---	---	---
Bicarbonate (Calculated by M&A)	mg/l	---	---	---	---	---	---	---	---	---	---	---	---	---	---	---	38.9	---	---	---
Bicarbonate Alkalinity (as CaCO3)	mg/l	---	---	---	---	---	---	---	---	---	---	---	---	---	---	---	31.9	---	---	---
Bromide	mg/l	---	---	---	---	---	---	---	---	---	---	---	---	---	---	---	<0.100	---	---	---
Carbonate (Calculated by M&A)	mg/l	---	---	---	---	---	---	---	---	---	---	---	---	---	---	---	--	---	---	---
Carbonate Alkalinity (as CaCO3)	mg/l	---	---	---	---	---	---	---	---	---	---	---	---	---	---	---	<1.0	---	---	---
Chloride	mg/l	---	---	---	---	---	---	---	---	---	---	---	---	---	---	---	3.47	---	---	---
Fluoride	mg/l	---	---	---	---	---	---	---	---	140	---	---	---	140	---	---	0.103	---	---	---
Hardness (as CaCO3)	mg/l	---	---	---	---	---	---	---	---	---	---	---	---	---	---	---	---	29.7	---	---
Silica	mg/l	---	---	---	---	---	---	---	---	---	---	---	---	---	---	26.40	---	---	---	---
Sulfate	mg/l	---	---	---	---	---	---	---	---	---	---	---	---	---	---	---	12.80	---	---	---
Lab Parameters																				
Total Dissolved Solids (Laboratory)	mg/l	---	---	---	---	---	---	---	---	---	---	---	---	---	---	---	76	---	---	---
Total Suspended Solids	mg/l	---	---	---	---	---	---	---	---	---	---	---	---	---	---	---	<5.0	---	---	---
Metals																				
Aluminum	mg/l	---	---	---	---	---	---	---	---	---	---	---	---	---	---	<0.080	---	---	---	---
Antimony	mg/l	---	---	---	---	0.088	DIS	0.03	DIS	0.747	TRC	0.64	TRC	0.747	TRC	<0.00300	---	<0.00300	---	---
Arsenic	mg/l	0.2	TRC	0.44	DIS	0.34	DIS	0.15	DIS	0.03	TRC	0.08	TRC	0.28	TRC	<0.025	---	<0.025	---	---
Barium	mg/l	---	---	---	---	---	---	---	---	98	TRC	---	---	98	TRC	0.0252	---	---	---	---
Beryllium	mg/l	---	---	---	---	---	---	---	---	1.867	TRC	0.084	TRC	1.867	TRC	---	---	<0.00200	---	---
Boron	mg/l	---	---	---	---	---	---	---	---	186.667	TRC	---	---	186.667	TRC	---	---	<0.040	---	---
Cadmium	mg/l	0.05	---	0.006995	DIS	0.002414	DIS	0.000241	DIS	0.7	TRC	0.084	TRC	0.7	TRC	0.000025 j	---	<0.002000	---	---
Calcium	mg/l	---	---	---	---	---	---	---	---	---	---	---	---	---	---	---	---	8.33	---	---
Chromium	mg/l	1	---	---	---	---	---	---	---	---	---	---	---	---	---	---	---	<0.0060	---	---
Chromium, Hexavalent‡	mg/l	---	---	0.034	DIS	0.016	DIS	0.011	DIS	2.8	TRC	0.15	TRC	2.8	TRC	---	---	<0.0060	---	---
Chromium, Trivalent‡	mg/l	---	---	0.7073	TRC	0.2108	TRC	0.0274	TRC	1400	TRC	75	TRC	1400	TRC	---	---	<0.0060	---	---
Cobalt	mg/l	---	---	---	---	---	---	---	---	---	---	---	---	---	---	<0.0060	---	---	---	---
Copper	mg/l	0.5	TRC	0.0074	DIS	0.0043	DIS	0.0032	DIS	1.3	TRC	---	---	1.3	TRC	0.0425	---	0.0620	---	AZ Aquatic and Wildlife - Ephemeral Acute AZ Aquatic and Wildlife - Warm Water Acute AZ Aquatic and Wildlife - Warm Water Chronic
Iron	mg/l	---	---	---	---	---	---	1	DIS	---	---	---	---	---	---	0.262	---	---	---	---
Lead	mg/l	0.1	TRC	0.035559	DIS	0.016849	DIS	0.000657	DIS	0.015	TRC	---	---	0.015	TRC	0.000480 j	---	<0.003000	---	---
Magnesium	mg/l	---	---	---	---	---	---	---	---	---	---	---	---	---	---	---	---	2.16	---	---
Manganese	mg/l	---	---	---	---	---	---	---	---	130.667	---	---	---	130.667	---	0.0192	---	0.0214	---	---
Mercury	mg/l	0.01	TRC	0.005	DIS	0.0024	DIS	0.00001	DIS	0.28	TRC	---	---	0.28	TRC	---	<0.00020	---	---	AZ Aquatic and Wildlife - Warm Water Chronic*
Molybdenum	mg/l	---	---	---	---	---	---	---	---	---	---	---	---	---	---	<0.0080	---	---	---	---
Nickel	mg/l	---	---	1.48892	DIS	0.16766	DIS	0.01862	DIS	28	TRC	0.511	TRC	28	TRC	<0.00100	---	<0.01000	---	---
Potassium	mg/l	---	---	---	---	---	---	---	---	---	---	---	---	---	---	---	---	0.95	---	---

Station Name	Number Nine
Sample ID	RESE-1002139
Sample Date	11/1/2010 10:00:00 AM
Basin	Upper Queen Creek Watershed
Sub-basin	unknown
QC Type	Original data

Surface Water Hydrochemical Data

DRAFT

Parameters and Constituents		Standards														Results				
Name	**Units**	**AZ Agricultural Livestock Watering**		**AZ Aquatic and Wildlife - Ephemeral Acute**		**AZ Aquatic and Wildlife - Warm Water Acute**		**AZ Aquatic and Wildlife - Warm Water Chronic**		**AZ Full Body Contact**		**AZ Fish Consumption**		**AZ Partial Body Contact**		**Dissolved Results**	**Total Results**	**Total Recoverable Results**	**Field Results**	**Use Exceeded**
		Standard	**Fraction**	**Standard**	**Fraction**	**Standard**	**Fraction**	**Standard**	**Fraction**	**Standard**	**Fraction**	**Standard**	**Fraction**	**Standard**	**Fraction**					
Metals																				
Selenium	mg/l	0.05	TRC	0.033	TRC	---	---	0.002	TRC	4.667	TRC	0.667	TRC	4.667	TRC	---	---	<0.00034	---	---
Silver	mg/l	---	---	0.000399	DIS	0.000399	DIS	---	---	4.667	TRC	8	TRC	4.667	TRC	<0.000100	---	<0.005000	---	---
Sodium	mg/l	---	---	---	---	---	---	---	---	---	---	---	---	---	---	---	---	9.04	---	---
Strontium	mg/l	---	---	---	---	---	---	---	---	---	---	---	---	---	---	0.0529	---	---	---	---
Thallium	mg/l	---	---	---	---	0.7	DIS	0.15	DIS	0.075	TRC	0.001	TRC	0.075	TRC	<0.00100	---	<0.00100	---	AZ Fish Consumption*
Zinc	mg/l	25	TRC	0.3975	DIS	0.0419	DIS	0.0419	DIS	280	TRC	5.106	TRC	280	TRC	<0.0100	---	<0.0100	---	---
Other																				
Dissolved Organic Carbon	mg/l	---	---	---	---	---	---	---	---	---	---	---	---	---	---	8.76	---	---	---	---

The hardness value used for calculation of hardness-dependent standards is the hardness of the sample itself, not the hardness of a receiving water.
* Detection limit exceeds standard
‡ For comparison only - no analysis exists

Station Name	Number Nine
Sample ID	RESE-1002147
Sample Date	11/3/2010 1:15:00 PM
Basin	Upper Queen Creek Watershed
Sub-basin	unknown
QC Type	Original data

Surface Water Hydrochemical Data

DRAFT

Parameters and Constituents		Standards														Results				
Name	Units	AZ Agricultural Livestock Watering		AZ Aquatic and Wildlife - Ephemeral Acute		AZ Aquatic and Wildlife - Warm Water Acute		AZ Aquatic and Wildlife - Warm Water Chronic		AZ Full Body Contact		AZ Fish Consumption		AZ Partial Body Contact		Dissolved Results	Total Results	Total Recoverable Results	Field Results	Use Exceeded
		Standard	Fraction	Standard	Fraction	Standard	Fraction	Standard	Fraction	Standard	Fraction	Standard	Fraction	Standard	Fraction					
Field Parameters																				
Dissolved oxygen	mg/l	---	---	---	---	6	---	6	---	---	---	---	---	---	---	---	---	---	9.10	---
Flow Rate	gallons/minute	---	---	---	---	---	---	---	---	---	---	---	---	---	---	---	---	---	0.0	---
pH (Field)	s.u.	6.5 - 9	---	6.5 - 9	---	6.5 - 9	---	6.5 - 9	---	6.5 - 9	---	---	---	6.5 - 9	---	---	---	---	7.91	---
Specific Conductance (Field)	uS/cm	---	---	---	---	---	---	---	---	---	---	---	---	---	---	---	---	---	240.0	---
Temperature (Field)	Deg C	---	---	---	---	---	---	---	---	---	---	---	---	---	---	---	---	---	19.90	---
Turbidity (Field)	NTUs	---	---	---	---	---	---	---	---	---	---	---	---	---	---	---	---	---	65.90	---
Inorganics																				
Alkalinity (as CaCO3)	mg/l	---	---	---	---	---	---	---	---	---	---	---	---	---	---	---	122.0	---	---	---
Bicarbonate (Calculated by M&A)	mg/l	---	---	---	---	---	---	---	---	---	---	---	---	---	---	---	148.8	---	---	---
Bicarbonate Alkalinity (as CaCO3)	mg/l	---	---	---	---	---	---	---	---	---	---	---	---	---	---	---	122.0	---	---	---
Bromide	mg/l	---	---	---	---	---	---	---	---	---	---	---	---	---	---	---	<0.100	---	---	---
Carbonate (Calculated by M&A)	mg/l	---	---	---	---	---	---	---	---	---	---	---	---	---	---	---	--	---	---	---
Carbonate Alkalinity (as CaCO3)	mg/l	---	---	---	---	---	---	---	---	---	---	---	---	---	---	---	<1.0	---	---	---
Chloride	mg/l	---	---	---	---	---	---	---	---	---	---	---	---	---	---	---	2.08	---	---	---
Fluoride	mg/l	---	---	---	---	---	---	---	---	140	---	---	---	140	---	---	0.163	---	---	---
Hardness (as CaCO3)	mg/l	---	---	---	---	---	---	---	---	---	---	---	---	---	---	---	---	116.0	---	---
Silica	mg/l	---	---	---	---	---	---	---	---	---	---	---	---	---	---	7.59	---	---	---	---
Sulfate	mg/l	---	---	---	---	---	---	---	---	---	---	---	---	---	---	---	2.36	---	---	---
Lab Parameters																				
Total Dissolved Solids (Laboratory)	mg/l	---	---	---	---	---	---	---	---	---	---	---	---	---	---	---	148	---	---	---
Total Suspended Solids	mg/l	---	---	---	---	---	---	---	---	---	---	---	---	---	---	---	36.0	---	---	---
Metals																				
Aluminum	mg/l	---	---	---	---	---	---	---	---	---	---	---	---	---	---	<0.080	---	---	---	---
Antimony	mg/l	---	---	---	---	0.088	DIS	0.03	DIS	0.747	TRC	0.64	TRC	0.747	TRC	<0.00300	---	<0.00300	---	---
Arsenic	mg/l	0.2	TRC	0.44	DIS	0.34	DIS	0.15	DIS	0.03	TRC	0.08	TRC	0.28	TRC	0.039	---	0.047	---	AZ Full Body Contact
Barium	mg/l	---	---	---	---	---	---	---	---	98	TRC	---	---	98	TRC	0.0176	---	---	---	---
Beryllium	mg/l	---	---	---	---	---	---	---	---	1.867	TRC	0.084	TRC	1.867	TRC	---	---	<0.00200	---	---
Boron	mg/l	---	---	---	---	---	---	---	---	186.667	TRC	---	---	186.667	TRC	---	---	<0.040	---	---
Cadmium	mg/l	0.05	---	0.026345	DIS	0.009091	DIS	0.000622	DIS	0.7	TRC	0.084	TRC	0.7	TRC	<0.000024	---	<0.002000	---	---
Calcium	mg/l	---	---	---	---	---	---	---	---	---	---	---	---	---	---	---	---	39.60	---	---
Chromium	mg/l	1	---	---	---	---	---	---	---	---	---	---	---	---	---	---	---	<0.0060	---	---
Chromium, Hexavalent‡	mg/l	---	---	0.034	DIS	0.016	DIS	0.011	DIS	2.8	TRC	0.15	TRC	2.8	TRC	---	---	<0.0060	---	---
Chromium, Trivalent‡	mg/l	---	---	2.1587	TRC	0.6434	TRC	0.0837	TRC	1400	TRC	75	TRC	1400	TRC	---	---	<0.0060	---	---
Cobalt	mg/l	---	---	---	---	---	---	---	---	---	---	---	---	---	---	<0.0060	---	---	---	---
Copper	mg/l	0.5	TRC	0.0268	DIS	0.0155	DIS	0.0102	DIS	1.3	TRC	---	---	1.3	TRC	0.0201	---	0.0450	---	AZ Aquatic and Wildlife - Warm Water Acute AZ Aquatic and Wildlife - Warm Water Chronic
Iron	mg/l	---	---	---	---	---	---	1	DIS	---	---	---	---	---	---	<0.060	---	---	---	---
Lead	mg/l	0.1	TRC	0.160139	DIS	0.075879	DIS	0.002957	DIS	0.015	TRC	---	---	0.015	TRC	0.000135 j	---	0.006470	---	---
Magnesium	mg/l	---	---	---	---	---	---	---	---	---	---	---	---	---	---	---	---	4.12	---	---
Manganese	mg/l	---	---	---	---	---	---	---	---	130.667	---	---	---	130.667	---	0.0216	---	0.1720	---	---
Mercury	mg/l	0.01	TRC	0.005	DIS	0.0024	DIS	0.00001	DIS	0.28	TRC	---	---	0.28	TRC	---	<0.00020	---	---	AZ Aquatic and Wildlife - Warm Water Chronic*
Molybdenum	mg/l	---	---	---	---	---	---	---	---	---	---	---	---	---	---	<0.0080	---	---	---	---
Nickel	mg/l	---	---	4.71468	DIS	0.53088	DIS	0.05896	DIS	28	TRC	0.511	TRC	28	TRC	0.00190	---	<0.01000	---	---
Potassium	mg/l	---	---	---	---	---	---	---	---	---	---	---	---	---	---	---	---	5.56	---	---
Selenium	mg/l	0.05	TRC	0.033	TRC	---	---	0.002	TRC	4.667	TRC	0.667	TRC	4.667	TRC	---	---	0.00040 jd	---	---

Station Name	Number Nine
Sample ID	RESE-1002147
Sample Date	11/3/2010 1:15:00 PM
Basin	Upper Queen Creek Watershed
Sub-basin	unknown
QC Type	Original data

Surface Water Hydrochemical Data

DRAFT

Parameters and Constituents		Standards														Results				
Name	Units	AZ Agricultural Livestock Watering		AZ Aquatic and Wildlife - Ephemeral Acute		AZ Aquatic and Wildlife - Warm Water Acute		AZ Aquatic and Wildlife - Warm Water Chronic		AZ Full Body Contact		AZ Fish Consumption		AZ Partial Body Contact		Dissolved Results	Total Results	Total Recoverable Results	Field Results	Use Exceeded
		Standard	Fraction	Standard	Fraction	Standard	Fraction	Standard	Fraction	Standard	Fraction	Standard	Fraction	Standard	Fraction					
Metals																				
Silver	mg/l	---	---	0.004152	DIS	0.004152	DIS	---	---	4.667	TRC	8	TRC	4.667	TRC	<0.000100	---	<0.005000	---	---
Sodium	mg/l	---	---	---	---	---	---	---	---	---	---	---	---	---	---	---	---	2.81	---	---
Strontium	mg/l	---	---	---	---	---	---	---	---	---	---	---	---	---	---	0.0819	---	---	---	---
Thallium	mg/l	---	---	---	---	0.7	DIS	0.15	DIS	0.075	TRC	0.001	TRC	0.075	TRC	<0.00100	---	<0.00100	---	AZ Fish Consumption*
Zinc	mg/l	25	TRC	1.261	DIS	0.1329	DIS	0.1329	DIS	280	TRC	5.106	TRC	280	TRC	<0.0100	---	0.0177	---	---
Other																				
Dissolved Organic Carbon	mg/l	---	---	---	---	---	---	---	---	---	---	---	---	---	---	9.41	---	---	---	---

The hardness value used for calculation of hardness-dependent standards is the hardness of the sample itself, not the hardness of a receiving water.

* Detection limit exceeds standard

‡ For comparison only - no analysis exists

Station Name	Number Nine
Sample ID	RESE-1002178
Sample Date	8/19/2011 12:20:00 PM
Basin	Upper Queen Creek Watershed
Sub-basin	unknown
QC Type	Original data

Surface Water Hydrochemical Data

DRAFT

Parameters and Constituents		Standards														Results				
Name	Units	AZ Agricultural Livestock Watering		AZ Aquatic and Wildlife - Ephemeral Acute		AZ Aquatic and Wildlife - Warm Water Acute		AZ Aquatic and Wildlife - Warm Water Chronic		AZ Full Body Contact		AZ Fish Consumption		AZ Partial Body Contact		Dissolved Results	Total Results	Total Recoverable Results	Field Results	Use Exceeded
		Standard	Fraction	Standard	Fraction	Standard	Fraction	Standard	Fraction	Standard	Fraction	Standard	Fraction	Standard	Fraction					
Field Parameters																				
Dissolved oxygen	mg/l	---	---	---	---	6	---	6	---	---	---	---	---	---	---	---	---	---	7.58	---
Flow Rate	gallons/minute	---	---	---	---	---	---	---	---	---	---	---	---	---	---	---	---	---	0.1 j	---
pH (Field)	s.u.	6.5 - 9	---	6.5 - 9	---	6.5 - 9	---	6.5 - 9	---	6.5 - 9	---	---	---	6.5 - 9	---	---	---	---	7.55	---
Specific Conductance (Field)	uS/cm	---	---	---	---	---	---	---	---	---	---	---	---	---	---	---	---	---	114.1	---
Temperature (Field)	Deg C	---	---	---	---	---	---	---	---	---	---	---	---	---	---	---	---	---	24.70	---
Turbidity (Field)	NTUs	---	---	---	---	---	---	---	---	---	---	---	---	---	---	---	---	---	7.10	---
Inorganics																				
Alkalinity (as CaCO3)	mg/l	---	---	---	---	---	---	---	---	---	---	---	---	---	---	---	27.2	---	---	---
Bicarbonate (Calculated by M&A)	mg/l	---	---	---	---	---	---	---	---	---	---	---	---	---	---	---	33.2	---	---	---
Bicarbonate Alkalinity (as CaCO3)	mg/l	---	---	---	---	---	---	---	---	---	---	---	---	---	---	---	27.2	---	---	---
Bromide	mg/l	---	---	---	---	---	---	---	---	---	---	---	---	---	---	---	<0.100	---	---	---
Carbonate (Calculated by M&A)	mg/l	---	---	---	---	---	---	---	---	---	---	---	---	---	---	---	--	---	---	---
Carbonate Alkalinity (as CaCO3)	mg/l	---	---	---	---	---	---	---	---	---	---	---	---	---	---	---	<1.0	---	---	---
Chloride	mg/l	---	---	---	---	---	---	---	---	---	---	---	---	---	---	---	5.24	---	---	---
Fluoride	mg/l	---	---	---	---	---	---	---	---	140	---	---	---	140	---	---	0.180	---	---	---
Hardness (as CaCO3)	mg/l	---	---	---	---	---	---	---	---	---	---	---	---	---	---	---	---	45.3	---	---
Silica	mg/l	---	---	---	---	---	---	---	---	---	---	---	---	---	---	12.80	---	---	---	---
Sulfate	mg/l	---	---	---	---	---	---	---	---	---	---	---	---	---	---	---	22.20	---	---	---
Lab Parameters																				
Total Dissolved Solids (Laboratory)	mg/l	---	---	---	---	---	---	---	---	---	---	---	---	---	---	---	99	---	---	---
Total Suspended Solids	mg/l	---	---	---	---	---	---	---	---	---	---	---	---	---	---	---	5.0	---	---	---
Metals																				
Aluminum	mg/l	---	---	---	---	---	---	---	---	---	---	---	---	---	---	<0.080	---	---	---	---
Antimony	mg/l	---	---	---	---	0.088	DIS	0.03	DIS	0.747	TRC	0.64	TRC	0.747	TRC	<0.00300	---	<0.00300	---	---
Arsenic	mg/l	0.2	TRC	0.44	DIS	0.34	DIS	0.15	DIS	0.03	TRC	0.08	TRC	0.28	TRC	0.026	---	0.032	---	AZ Full Body Contact
Barium	mg/l	---	---	---	---	---	---	---	---	98	TRC	---	---	98	TRC	---	---	0.0373	---	---
Beryllium	mg/l	---	---	---	---	---	---	---	---	1.867	TRC	0.084	TRC	1.867	TRC	---	---	<0.00200	---	---
Boron	mg/l	---	---	---	---	---	---	---	---	186.667	TRC	---	---	186.667	TRC	---	---	<0.040	---	---
Cadmium	mg/l	0.05	---	0.010554	DIS	0.003642	DIS	0.000324	DIS	0.7	TRC	0.084	TRC	0.7	TRC	0.000050 j	---	<0.002000	---	---
Calcium	mg/l	---	---	---	---	---	---	---	---	---	---	---	---	---	---	---	---	12.70	---	---
Chromium	mg/l	1	---	---	---	---	---	---	---	---	---	---	---	---	---	---	---	<0.0060	---	---
Chromium, Hexavalent‡	mg/l	---	---	0.034	DIS	0.016	DIS	0.011	DIS	2.8	TRC	0.15	TRC	2.8	TRC	---	---	<0.0060	---	---
Chromium, Trivalent‡	mg/l	---	---	0.9994	TRC	0.2979	TRC	0.0387	TRC	1400	TRC	75	TRC	1400	TRC	---	---	<0.0060	---	---
Cobalt	mg/l	---	---	---	---	---	---	---	---	---	---	---	---	---	---	<0.0060	---	---	---	---
Copper	mg/l	0.5	TRC	0.011	DIS	0.0064	DIS	0.0046	DIS	1.3	TRC	---	---	1.3	TRC	0.0169	---	0.0250	---	AZ Aquatic and Wildlife - Ephemeral Acute AZ Aquatic and Wildlife - Warm Water Acute AZ Aquatic and Wildlife - Warm Water Chronic
Iron	mg/l	---	---	---	---	---	---	1	DIS	---	---	---	---	---	---	0.146	---	---	---	---
Lead	mg/l	0.1	TRC	0.056994	DIS	0.027006	DIS	0.001052	DIS	0.015	TRC	---	---	0.015	TRC	0.000344 j	---	<0.003000	---	---
Magnesium	mg/l	---	---	---	---	---	---	---	---	---	---	---	---	---	---	---	---	3.28	---	---
Manganese	mg/l	---	---	---	---	---	---	---	---	130.667	---	---	---	130.667	---	0.1690	---	0.2000	---	---
Mercury	mg/l	0.01	TRC	0.005	DIS	0.0024	DIS	0.00001	DIS	0.28	TRC	---	---	0.28	TRC	---	<0.00020	---	---	AZ Aquatic and Wildlife - Warm Water Chronic*
Molybdenum	mg/l	---	---	---	---	---	---	---	---	---	---	---	---	---	---	<0.0080	---	---	---	---
Nickel	mg/l	---	---	2.12804	DIS	0.23962	DIS	0.02661	DIS	28	TRC	0.511	TRC	28	TRC	0.00191	---	<0.01000	---	---
Potassium	mg/l	---	---	---	---	---	---	---	---	---	---	---	---	---	---	---	---	3.26	---	---

Station Name	Number Nine
Sample ID	RESE-1002178
Sample Date	8/19/2011 12:20:00 PM
Basin	Upper Queen Creek Watershed
Sub-basin	unknown
QC Type	Original data

Surface Water Hydrochemical Data

DRAFT

Parameters and Constituents		Standards														Results				
Name	Units	AZ Agricultural Livestock Watering		AZ Aquatic and Wildlife - Ephemeral Acute		AZ Aquatic and Wildlife - Warm Water Acute		AZ Aquatic and Wildlife - Warm Water Chronic		AZ Full Body Contact		AZ Fish Consumption		AZ Partial Body Contact		Dissolved Results	Total Results	Total Recoverable Results	Field Results	Use Exceeded
		Standard	Fraction	Standard	Fraction	Standard	Fraction	Standard	Fraction	Standard	Fraction	Standard	Fraction	Standard	Fraction					
Metals																				
Selenium	mg/l	0.05	TRC	0.033	TRC	---	---	0.002	TRC	4.667	TRC	0.667	TRC	4.667	TRC	---	---	<0.00070	---	---
Silver	mg/l	---	---	0.000824	DIS	0.000824	DIS	---	---	4.667	TRC	8	TRC	4.667	TRC	<0.000100	---	<0.005000	---	---
Sodium	mg/l	---	---	---	---	---	---	---	---	---	---	---	---	---	---	---	---	7.29	---	---
Thallium	mg/l	---	---	---	---	0.7	DIS	0.15	DIS	0.075	TRC	0.001	TRC	0.075	TRC	<0.00100	---	<0.00100	---	AZ Fish Consumption*
Zinc	mg/l	25	TRC	0.5685	DIS	0.0599	DIS	0.0599	DIS	280	TRC	5.106	TRC	280	TRC	<0.0100	---	<0.0100	---	---

The hardness value used for calculation of hardness-dependent standards is the hardness of the sample itself, not the hardness of a receiving water.
* Detection limit exceeds standard
‡ For comparison only - no analysis exists

Station Name	Number Nine
Sample ID	RESE-1002198
Sample Date	12/1/2011 10:50:00 AM
Basin	Upper Queen Creek Watershed
Sub-basin	unknown
QC Type	Original data

Surface Water Hydrochemical Data

DRAFT

Parameters and Constituents		Standards														Results				
Name	Units	AZ Agricultural Livestock Watering		AZ Aquatic and Wildlife - Ephemeral Acute		AZ Aquatic and Wildlife - Warm Water Acute		AZ Aquatic and Wildlife - Warm Water Chronic		AZ Full Body Contact		AZ Fish Consumption		AZ Partial Body Contact		Dissolved Results	Total Results	Total Recoverable Results	Field Results	Use Exceeded
		Standard	Fraction	Standard	Fraction	Standard	Fraction	Standard	Fraction	Standard	Fraction	Standard	Fraction	Standard	Fraction					
Field Parameters																				
Dissolved oxygen	mg/l	---	---	---	---	6	---	6	---	---	---	---	---	---	---	---	---	---	9.84	---
Flow Rate	gallons/minute	---	---	---	---	---	---	---	---	---	---	---	---	---	---	---	---	---	0.0 j	---
pH (Field)	s.u.	6.5 - 9	---	6.5 - 9	---	6.5 - 9	---	6.5 - 9	---	6.5 - 9	---	---	---	6.5 - 9	---	---	---	---	8.68	---
Specific Conductance (Field)	uS/cm	---	---	---	---	---	---	---	---	---	---	---	---	---	---	---	---	---	148.4	---
Temperature (Field)	Deg C	---	---	---	---	---	---	---	---	---	---	---	---	---	---	---	---	---	9.10	---
Turbidity (Field)	NTUs	---	---	---	---	---	---	---	---	---	---	---	---	---	---	---	---	---	1.02	---
Inorganics																				
Alkalinity (as CaCO3)	mg/l	---	---	---	---	---	---	---	---	---	---	---	---	---	---	---	12.4	---	---	---
Bicarbonate (Calculated by M&A)	mg/l	---	---	---	---	---	---	---	---	---	---	---	---	---	---	---	15.1	---	---	---
Bicarbonate Alkalinity (as CaCO3)	mg/l	---	---	---	---	---	---	---	---	---	---	---	---	---	---	---	12.4	---	---	---
Bromide	mg/l	---	---	---	---	---	---	---	---	---	---	---	---	---	---	---	<0.100	---	---	---
Carbonate (Calculated by M&A)	mg/l	---	---	---	---	---	---	---	---	---	---	---	---	---	---	---	--	---	---	---
Carbonate Alkalinity (as CaCO3)	mg/l	---	---	---	---	---	---	---	---	---	---	---	---	---	---	---	<1.0	---	---	---
Chloride	mg/l	---	---	---	---	---	---	---	---	---	---	---	---	---	---	---	9.41	---	---	---
Fluoride	mg/l	---	---	---	---	---	---	---	---	140	---	---	---	140	---	---	<0.100	---	---	---
Hardness (as CaCO3)	mg/l	---	---	---	---	---	---	---	---	---	---	---	---	---	---	---	---	47.1	---	---
Silica	mg/l	---	---	---	---	---	---	---	---	---	---	---	---	---	---	20.60	---	---	---	---
Sulfate	mg/l	---	---	---	---	---	---	---	---	---	---	---	---	---	---	---	48.80	---	---	---
Lab Parameters																				
Total Dissolved Solids (Laboratory)	mg/l	---	---	---	---	---	---	---	---	---	---	---	---	---	---	---	131	---	---	---
Total Suspended Solids	mg/l	---	---	---	---	---	---	---	---	---	---	---	---	---	---	---	<5.0	---	---	---
Metals																				
Aluminum	mg/l	---	---	---	---	---	---	---	---	---	---	---	---	---	---	<0.080	---	---	---	---
Antimony	mg/l	---	---	---	---	0.088	DIS	0.03	DIS	0.747	TRC	0.64	TRC	0.747	TRC	<0.00300	---	<0.00300	---	---
Arsenic	mg/l	0.2	TRC	0.44	DIS	0.34	DIS	0.15	DIS	0.03	TRC	0.08	TRC	0.28	TRC	<0.025	---	<0.025	---	---
Barium	mg/l	---	---	---	---	---	---	---	---	98	TRC	---	---	98	TRC	---	---	0.0403	---	---
Beryllium	mg/l	---	---	---	---	---	---	---	---	1.867	TRC	0.084	TRC	1.867	TRC	---	---	<0.00200	---	---
Boron	mg/l	---	---	---	---	---	---	---	---	186.667	TRC	---	---	186.667	TRC	---	---	<0.040	---	---
Cadmium	mg/l	0.05	---	0.010962	DIS	0.003783	DIS	0.000332	DIS	0.7	TRC	0.084	TRC	0.7	TRC	<0.000026	---	<0.002000	---	---
Calcium	mg/l	---	---	---	---	---	---	---	---	---	---	---	---	---	---	---	---	13.20	---	---
Chromium	mg/l	1	---	---	---	---	---	---	---	---	---	---	---	---	---	---	---	<0.0060	---	---
Chromium, Hexavalent‡	mg/l	---	---	0.034	DIS	0.016	DIS	0.011	DIS	2.8	TRC	0.15	TRC	2.8	TRC	---	---	<0.0060	---	---
Chromium, Trivalent‡	mg/l	---	---	1.0318	TRC	0.3075	TRC	0.04	TRC	1400	TRC	75	TRC	1400	TRC	---	---	<0.0060	---	---
Cobalt	mg/l	---	---	---	---	---	---	---	---	---	---	---	---	---	---	<0.0060	---	---	---	---
Copper	mg/l	0.5	TRC	0.0114	DIS	0.0066	DIS	0.0047	DIS	1.3	TRC	---	---	1.3	TRC	0.0151	---	0.0210	---	AZ Aquatic and Wildlife - Ephemeral Acute AZ Aquatic and Wildlife - Warm Water Acute AZ Aquatic and Wildlife - Warm Water Chronic
Iron	mg/l	---	---	---	---	---	---	1	DIS	---	---	---	---	---	---	<0.060	---	---	---	---
Lead	mg/l	0.1	TRC	0.059517	DIS	0.028201	DIS	0.001099	DIS	0.015	TRC	---	---	0.015	TRC	0.000069 j	---	<0.003000	---	---
Magnesium	mg/l	---	---	---	---	---	---	---	---	---	---	---	---	---	---	---	---	3.45	---	---
Manganese	mg/l	---	---	---	---	---	---	---	---	130.667	---	---	---	130.667	---	<0.0040	---	0.0158	---	---
Mercury	mg/l	0.01	TRC	0.005	DIS	0.0024	DIS	0.00001	DIS	0.28	TRC	---	---	0.28	TRC	---	<0.00020	---	---	AZ Aquatic and Wildlife - Warm Water Chronic*
Molybdenum	mg/l	---	---	---	---	---	---	---	---	---	---	---	---	---	---	<0.0080	---	---	---	---
Nickel	mg/l	---	---	2.19936	DIS	0.24765	DIS	0.02751	DIS	28	TRC	0.511	TRC	28	TRC	0.00161	---	<0.01000	---	---
Potassium	mg/l	---	---	---	---	---	---	---	---	---	---	---	---	---	---	---	---	1.32	---	---

Station Name	Number Nine
Sample ID	RESE-1002198
Sample Date	12/1/2011 10:50:00 AM
Basin	Upper Queen Creek Watershed
Sub-basin	unknown
QC Type	Original data

Surface Water Hydrochemical Data

DRAFT

Parameters and Constituents		Standards														Results				
Name	Units	AZ Agricultural Livestock Watering		AZ Aquatic and Wildlife - Ephemeral Acute		AZ Aquatic and Wildlife - Warm Water Acute		AZ Aquatic and Wildlife - Warm Water Chronic		AZ Full Body Contact		AZ Fish Consumption		AZ Partial Body Contact		Dissolved Results	Total Results	Total Recoverable Results	Field Results	Use Exceeded
		Standard	Fraction	Standard	Fraction	Standard	Fraction	Standard	Fraction	Standard	Fraction	Standard	Fraction	Standard	Fraction					
Metals																				
Selenium	mg/l	0.05	TRC	0.033	TRC	---	---	0.002	TRC	4.667	TRC	0.667	TRC	4.667	TRC	---	---	<0.00070	---	---
Silver	mg/l	---	---	0.000881	DIS	0.000881	DIS	---	---	4.667	TRC	8	TRC	4.667	TRC	<0.000100	---	<0.005000	---	---
Sodium	mg/l	---	---	---	---	---	---	---	---	---	---	---	---	---	---	---	---	11.70	---	---
Thallium	mg/l	---	---	---	---	0.7	DIS	0.15	DIS	0.075	TRC	0.001	TRC	0.075	TRC	<0.00100	---	<0.00100	---	AZ Fish Consumption*
Zinc	mg/l	25	TRC	0.5876	DIS	0.0619	DIS	0.0619	DIS	280	TRC	5.106	TRC	280	TRC	<0.0100	---	<0.0100	---	---

The hardness value used for calculation of hardness-dependent standards is the hardness of the sample itself, not the hardness of a receiving water.
* Detection limit exceeds standard
‡ For comparison only - no analysis exists

Station Name	Number Nine
Sample ID	RESE-1002211
Sample Date	2/29/2012 9:05:00 AM
Basin	Upper Queen Creek Watershed
Sub-basin	unknown
QC Type	Original data

Surface Water Hydrochemical Data

DRAFT

Parameters and Constituents		Standards														Results				
Name	Units	AZ Agricultural Livestock Watering		AZ Aquatic and Wildlife - Ephemeral Acute		AZ Aquatic and Wildlife - Warm Water Acute		AZ Aquatic and Wildlife - Warm Water Chronic		AZ Full Body Contact		AZ Fish Consumption		AZ Partial Body Contact		Dissolved Results	Total Results	Total Recoverable Results	Field Results	Use Exceeded
		Standard	Fraction	Standard	Fraction	Standard	Fraction	Standard	Fraction	Standard	Fraction	Standard	Fraction	Standard	Fraction					
Field Parameters																				
Dissolved oxygen	mg/l	---	---	---	---	6	---	6	---	---	---	---	---	---	---	---	---	---	9.25	---
Flow Rate	gallons/minute	---	---	---	---	---	---	---	---	---	---	---	---	---	---	---	---	---	3.0 j	---
pH (Field)	s.u.	6.5 - 9	---	6.5 - 9	---	6.5 - 9	---	6.5 - 9	---	6.5 - 9	---	---	---	6.5 - 9	---	---	---	---	7.17	---
Specific Conductance (Field)	uS/cm	---	---	---	---	---	---	---	---	---	---	---	---	---	---	---	---	---	142.0	---
Temperature (Field)	Deg C	---	---	---	---	---	---	---	---	---	---	---	---	---	---	---	---	---	6.30	---
Turbidity (Field)	NTUs	---	---	---	---	---	---	---	---	---	---	---	---	---	---	---	---	---	3.12	---
Inorganics																				
Alkalinity (as CaCO3)	mg/l	---	---	---	---	---	---	---	---	---	---	---	---	---	---	---	13.4	---	---	---
Bicarbonate (Calculated by M&A)	mg/l	---	---	---	---	---	---	---	---	---	---	---	---	---	---	---	16.3	---	---	---
Bicarbonate Alkalinity (as CaCO3)	mg/l	---	---	---	---	---	---	---	---	---	---	---	---	---	---	---	13.4	---	---	---
Bromide	mg/l	---	---	---	---	---	---	---	---	---	---	---	---	---	---	---	<0.100	---	---	---
Carbonate (Calculated by M&A)	mg/l	---	---	---	---	---	---	---	---	---	---	---	---	---	---	---	--	---	---	---
Carbonate Alkalinity (as CaCO3)	mg/l	---	---	---	---	---	---	---	---	---	---	---	---	---	---	---	<1.0	---	---	---
Chloride	mg/l	---	---	---	---	---	---	---	---	---	---	---	---	---	---	---	7.37	---	---	---
Fluoride	mg/l	---	---	---	---	---	---	---	---	140	---	---	---	140	---	---	0.120	---	---	---
Hardness (as CaCO3)	mg/l	---	---	---	---	---	---	---	---	---	---	---	---	---	---	---	---	38.1	---	---
Silica	mg/l	---	---	---	---	---	---	---	---	---	---	---	---	---	---	22.60	---	---	---	---
Sulfate	mg/l	---	---	---	---	---	---	---	---	---	---	---	---	---	---	---	34.10	---	---	---
Lab Parameters																				
Total Dissolved Solids (Laboratory)	mg/l	---	---	---	---	---	---	---	---	---	---	---	---	---	---	---	90	---	---	---
Total Suspended Solids	mg/l	---	---	---	---	---	---	---	---	---	---	---	---	---	---	---	<5.0	---	---	---
Metals																				
Aluminum	mg/l	---	---	---	---	---	---	---	---	---	---	---	---	---	---	<0.080	---	---	---	---
Antimony	mg/l	---	---	---	---	0.088	DIS	0.03	DIS	0.747	TRC	0.64	TRC	0.747	TRC	<0.00300	---	<0.00300	---	---
Arsenic	mg/l	0.2	TRC	0.44	DIS	0.34	DIS	0.15	DIS	0.03	TRC	0.08	TRC	0.28	TRC	<0.025	---	<0.025	---	---
Barium	mg/l	---	---	---	---	---	---	---	---	98	TRC	---	---	98	TRC	---	---	0.0404	---	---
Beryllium	mg/l	---	---	---	---	---	---	---	---	1.867	TRC	0.084	TRC	1.867	TRC	---	---	<0.00200	---	---
Boron	mg/l	---	---	---	---	---	---	---	---	186.667	TRC	---	---	186.667	TRC	---	---	<0.040	---	---
Cadmium	mg/l	0.05	---	0.008916	DIS	0.003077	DIS	0.000287	DIS	0.7	TRC	0.084	TRC	0.7	TRC	0.000090 j	---	<0.002000	---	---
Calcium	mg/l	---	---	---	---	---	---	---	---	---	---	---	---	---	---	---	---	10.70	---	---
Chromium	mg/l	1	---	---	---	---	---	---	---	---	---	---	---	---	---	---	---	<0.0060	---	---
Chromium, Hexavalent‡	mg/l	---	---	0.034	DIS	0.016	DIS	0.011	DIS	2.8	TRC	0.15	TRC	2.8	TRC	---	---	<0.0060	---	---
Chromium, Trivalent‡	mg/l	---	---	0.8673	TRC	0.2585	TRC	0.0336	TRC	1400	TRC	75	TRC	1400	TRC	---	---	<0.0060	---	---
Cobalt	mg/l	---	---	---	---	---	---	---	---	---	---	---	---	---	---	<0.0060	---	---	---	---
Copper	mg/l	0.5	TRC	0.0094	DIS	0.0054	DIS	0.0039	DIS	1.3	TRC	---	---	1.3	TRC	0.0156	---	0.0180	---	AZ Aquatic and Wildlife - Ephemeral Acute AZ Aquatic and Wildlife - Warm Water Acute AZ Aquatic and Wildlife - Warm Water Chronic
Iron	mg/l	---	---	---	---	---	---	1	DIS	---	---	---	---	---	---	<0.060	---	---	---	---
Lead	mg/l	0.1	TRC	0.046995	DIS	0.022268	DIS	0.000868	DIS	0.015	TRC	---	---	0.015	TRC	0.000153 j	---	<0.003000	---	---
Magnesium	mg/l	---	---	---	---	---	---	---	---	---	---	---	---	---	---	---	---	2.74	---	---
Manganese	mg/l	---	---	---	---	---	---	---	---	130.667	---	---	---	130.667	---	0.0106	---	0.0117	---	---
Mercury	mg/l	0.01	TRC	0.005	DIS	0.0024	DIS	0.00001	DIS	0.28	TRC	---	---	0.28	TRC	---	<0.00020	---	---	AZ Aquatic and Wildlife - Warm Water Chronic*
Molybdenum	mg/l	---	---	---	---	---	---	---	---	---	---	---	---	---	---	<0.0080	---	---	---	---
Nickel	mg/l	---	---	1.83816	DIS	0.20698	DIS	0.02299	DIS	28	TRC	0.511	TRC	28	TRC	0.00112	---	<0.01000	---	---
Potassium	mg/l	---	---	---	---	---	---	---	---	---	---	---	---	---	---	---	---	1.38	---	---

Station Name	Number Nine
Sample ID	RESE-1002211
Sample Date	2/29/2012 9:05:00 AM
Basin	Upper Queen Creek Watershed
Sub-basin	unknown
QC Type	Original data

Surface Water Hydrochemical Data

DRAFT

Parameters and Constituents		Standards														Results				
Name	Units	AZ Agricultural Livestock Watering		AZ Aquatic and Wildlife - Ephemeral Acute		AZ Aquatic and Wildlife - Warm Water Acute		AZ Aquatic and Wildlife - Warm Water Chronic		AZ Full Body Contact		AZ Fish Consumption		AZ Partial Body Contact		Dissolved Results	Total Results	Total Recoverable Results	Field Results	Use Exceeded
		Standard	Fraction	Standard	Fraction	Standard	Fraction	Standard	Fraction	Standard	Fraction	Standard	Fraction	Standard	Fraction					
Metals																				
Selenium	mg/l	0.05	TRC	0.033	TRC	---	---	0.002	TRC	4.667	TRC	0.667	TRC	4.667	TRC	---	---	<0.00028	---	---
Silver	mg/l	---	---	0.000612	DIS	0.000612	DIS	---	---	4.667	TRC	8	TRC	4.667	TRC	<0.000100	---	<0.005000	---	---
Sodium	mg/l	---	---	---	---	---	---	---	---	---	---	---	---	---	---	---	---	10.40	---	---
Thallium	mg/l	---	---	---	---	0.7	DIS	0.15	DIS	0.075	TRC	0.001	TRC	0.075	TRC	<0.00100	---	<0.00100	---	AZ Fish Consumption*
Zinc	mg/l	25	TRC	0.4909	DIS	0.0517	DIS	0.0517	DIS	280	TRC	5.106	TRC	280	TRC	<0.0100	---	<0.0100	---	---

The hardness value used for calculation of hardness-dependent standards is the hardness of the sample itself, not the hardness of a receiving water.
* Detection limit exceeds standard
‡ For comparison only - no analysis exists

Station Name	Number Nine
Sample ID	RESE-1002212
Sample Date	2/29/2012 9:25:00 AM
Basin	Upper Queen Creek Watershed
Sub-basin	unknown
QC Type	Field duplicates

Surface Water Hydrochemical Data

DRAFT

Parameters and Constituents		Standards														Results				
Name	Units	AZ Agricultural Livestock Watering		AZ Aquatic and Wildlife - Ephemeral Acute		AZ Aquatic and Wildlife - Warm Water Acute		AZ Aquatic and Wildlife - Warm Water Chronic		AZ Full Body Contact		AZ Fish Consumption		AZ Partial Body Contact		Dissolved Results	Total Results	Total Recoverable Results	Field Results	Use Exceeded
		Standard	Fraction	Standard	Fraction	Standard	Fraction	Standard	Fraction	Standard	Fraction	Standard	Fraction	Standard	Fraction					
Field Parameters																				
Dissolved oxygen	mg/l	---	---	---	---	6	---	6	---	---	---	---	---	---	---	---	---	---	9.25	---
Flow Rate	gallons/minute	---	---	---	---	---	---	---	---	---	---	---	---	---	---	---	---	---	3.0 j	---
pH (Field)	s.u.	6.5 - 9	---	6.5 - 9	---	6.5 - 9	---	6.5 - 9	---	6.5 - 9	---	---	---	6.5 - 9	---	---	---	---	7.17	---
Specific Conductance (Field)	uS/cm	---	---	---	---	---	---	---	---	---	---	---	---	---	---	---	---	---	142.0	---
Temperature (Field)	Deg C	---	---	---	---	---	---	---	---	---	---	---	---	---	---	---	---	---	6.30	---
Turbidity (Field)	NTUs	---	---	---	---	---	---	---	---	---	---	---	---	---	---	---	---	---	3.12	---
Inorganics																				
Alkalinity (as CaCO3)	mg/l	---	---	---	---	---	---	---	---	---	---	---	---	---	---	---	13.9	---	---	---
Bicarbonate (Calculated by M&A)	mg/l	---	---	---	---	---	---	---	---	---	---	---	---	---	---	---	17.0	---	---	---
Bicarbonate Alkalinity (as CaCO3)	mg/l	---	---	---	---	---	---	---	---	---	---	---	---	---	---	---	13.9	---	---	---
Bromide	mg/l	---	---	---	---	---	---	---	---	---	---	---	---	---	---	---	<0.100	---	---	---
Carbonate (Calculated by M&A)	mg/l	---	---	---	---	---	---	---	---	---	---	---	---	---	---	---	--	---	---	---
Carbonate Alkalinity (as CaCO3)	mg/l	---	---	---	---	---	---	---	---	---	---	---	---	---	---	---	<1.0	---	---	---
Chloride	mg/l	---	---	---	---	---	---	---	---	---	---	---	---	---	---	---	7.42	---	---	---
Fluoride	mg/l	---	---	---	---	---	---	---	---	140	---	---	---	140	---	---	0.120	---	---	---
Hardness (as CaCO3)	mg/l	---	---	---	---	---	---	---	---	---	---	---	---	---	---	---	---	37.3	---	---
Silica	mg/l	---	---	---	---	---	---	---	---	---	---	---	---	---	---	22.90	---	---	---	---
Sulfate	mg/l	---	---	---	---	---	---	---	---	---	---	---	---	---	---	---	34.10	---	---	---
Lab Parameters																				
Total Dissolved Solids (Laboratory)	mg/l	---	---	---	---	---	---	---	---	---	---	---	---	---	---	---	100	---	---	---
Total Suspended Solids	mg/l	---	---	---	---	---	---	---	---	---	---	---	---	---	---	---	7.0	---	---	---
Metals																				
Aluminum	mg/l	---	---	---	---	---	---	---	---	---	---	---	---	---	---	<0.080	---	---	---	---
Antimony	mg/l	---	---	---	---	0.088	DIS	0.03	DIS	0.747	TRC	0.64	TRC	0.747	TRC	<0.00300	---	<0.00300	---	---
Arsenic	mg/l	0.2	TRC	0.44	DIS	0.34	DIS	0.15	DIS	0.03	TRC	0.08	TRC	0.28	TRC	<0.025	---	<0.025	---	---
Barium	mg/l	---	---	---	---	---	---	---	---	98	TRC	---	---	98	TRC	---	---	0.0395	---	---
Beryllium	mg/l	---	---	---	---	---	---	---	---	1.867	TRC	0.084	TRC	1.867	TRC	---	---	<0.00200	---	---
Boron	mg/l	---	---	---	---	---	---	---	---	186.667	TRC	---	---	186.667	TRC	---	---	<0.040	---	---
Cadmium	mg/l	0.05	---	0.008734	DIS	0.003014	DIS	0.000283	DIS	0.7	TRC	0.084	TRC	0.7	TRC	0.000070 j	---	<0.002000	---	---
Calcium	mg/l	---	---	---	---	---	---	---	---	---	---	---	---	---	---	---	---	10.50	---	---
Chromium	mg/l	1	---	---	---	---	---	---	---	---	---	---	---	---	---	---	---	<0.0060	---	---
Chromium, Hexavalent‡	mg/l	---	---	0.034	DIS	0.016	DIS	0.011	DIS	2.8	TRC	0.15	TRC	2.8	TRC	---	---	<0.0060	---	---
Chromium, Trivalent‡	mg/l	---	---	0.8524	TRC	0.2541	TRC	0.033	TRC	1400	TRC	75	TRC	1400	TRC	---	---	<0.0060	---	---
Cobalt	mg/l	---	---	---	---	---	---	---	---	---	---	---	---	---	---	<0.0060	---	---	---	---
Copper	mg/l	0.5	TRC	0.0092	DIS	0.0053	DIS	0.0039	DIS	1.3	TRC	---	---	1.3	TRC	0.0139	---	0.0180	---	AZ Aquatic and Wildlife - Ephemeral Acute AZ Aquatic and Wildlife - Warm Water Acute AZ Aquatic and Wildlife - Warm Water Chronic
Iron	mg/l	---	---	---	---	---	---	1	DIS	---	---	---	---	---	---	<0.060	---	---	---	---
Lead	mg/l	0.1	TRC	0.045895	DIS	0.021746	DIS	0.000847	DIS	0.015	TRC	---	---	0.015	TRC	0.000071 j	---	<0.003000	---	---
Magnesium	mg/l	---	---	---	---	---	---	---	---	---	---	---	---	---	---	---	---	2.69	---	---
Manganese	mg/l	---	---	---	---	---	---	---	---	130.667	---	---	---	130.667	---	0.0098	---	0.0120	---	---
Mercury	mg/l	0.01	TRC	0.005	DIS	0.0024	DIS	0.00001	DIS	0.28	TRC	---	---	0.28	TRC	---	<0.00020	---	---	AZ Aquatic and Wildlife - Warm Water Chronic*
Molybdenum	mg/l	---	---	---	---	---	---	---	---	---	---	---	---	---	---	<0.0080	---	---	---	---
Nickel	mg/l	---	---	1.80545	DIS	0.2033	DIS	0.02258	DIS	28	TRC	0.511	TRC	28	TRC	0.00119	---	<0.01000	---	---
Potassium	mg/l	---	---	---	---	---	---	---	---	---	---	---	---	---	---	---	---	1.41	---	---

Station Name	Number Nine
Sample ID	RESE-1002212
Sample Date	2/29/2012 9:25:00 AM
Basin	Upper Queen Creek Watershed
Sub-basin	unknown
QC Type	Field duplicates

Surface Water Hydrochemical Data

DRAFT

Parameters and Constituents		Standards														Results				
Name	Units	AZ Agricultural Livestock Watering		AZ Aquatic and Wildlife - Ephemeral Acute		AZ Aquatic and Wildlife - Warm Water Acute		AZ Aquatic and Wildlife - Warm Water Chronic		AZ Full Body Contact		AZ Fish Consumption		AZ Partial Body Contact		Dissolved Results	Total Results	Total Recoverable Results	Field Results	Use Exceeded
		Standard	Fraction	Standard	Fraction	Standard	Fraction	Standard	Fraction	Standard	Fraction	Standard	Fraction	Standard	Fraction					
Metals																				
Selenium	mg/l	0.05	TRC	0.033	TRC	---	---	0.002	TRC	4.667	TRC	0.667	TRC	4.667	TRC	---	---	<0.00028	---	---
Silver	mg/l	---	---	0.00059	DIS	0.00059	DIS	---	---	4.667	TRC	8	TRC	4.667	TRC	<0.000100	---	<0.005000	---	---
Sodium	mg/l	---	---	---	---	---	---	---	---	---	---	---	---	---	---	---	---	10.20	---	---
Thallium	mg/l	---	---	---	---	0.7	DIS	0.15	DIS	0.075	TRC	0.001	TRC	0.075	TRC	<0.00100	---	<0.00100	---	AZ Fish Consumption*
Zinc	mg/l	25	TRC	0.4822	DIS	0.0508	DIS	0.0508	DIS	280	TRC	5.106	TRC	280	TRC	<0.0100	---	<0.0100	---	---

The hardness value used for calculation of hardness-dependent standards is the hardness of the sample itself, not the hardness of a receiving water.
* Detection limit exceeds standard
‡ For comparison only - no analysis exists

Station Name	Number Nine
Sample ID	RESE-1002250
Sample Date	5/9/2012 1:30:00 PM
Basin	Upper Queen Creek Watershed
Sub-basin	unknown
QC Type	Original data

Surface Water Hydrochemical Data

DRAFT

Parameters and Constituents		Standards														Results				
Name	Units	AZ Agricultural Livestock Watering		AZ Aquatic and Wildlife - Ephemeral Acute		AZ Aquatic and Wildlife - Warm Water Acute		AZ Aquatic and Wildlife - Warm Water Chronic		AZ Full Body Contact		AZ Fish Consumption		AZ Partial Body Contact		Dissolved Results	Total Results	Total Recoverable Results	Field Results	Use Exceeded
		Standard	Fraction	Standard	Fraction	Standard	Fraction	Standard	Fraction	Standard	Fraction	Standard	Fraction	Standard	Fraction					
Field Parameters																				
Dissolved oxygen	mg/l	---	---	---	---	6	---	6	---	---	---	---	---	---	---	---	---	---	6.75	---
pH (Field)	s.u.	6.5 - 9	---	6.5 - 9	---	6.5 - 9	---	6.5 - 9	---	6.5 - 9	---	---	---	6.5 - 9	---	---	---	---	8.45	---
Specific Conductance (Field)	uS/cm	---	---	---	---	---	---	---	---	---	---	---	---	---	---	---	---	---	151.0	---
Temperature (Field)	Deg C	---	---	---	---	---	---	---	---	---	---	---	---	---	---	---	---	---	22.70	---
Turbidity (Field)	NTUs	---	---	---	---	---	---	---	---	---	---	---	---	---	---	---	---	---	8.76	---
Inorganics																				
Alkalinity (as CaCO3)	mg/l	---	---	---	---	---	---	---	---	---	---	---	---	---	---	---	44.2	---	---	---
Bicarbonate (Calculated by M&A)	mg/l	---	---	---	---	---	---	---	---	---	---	---	---	---	---	---	53.9	---	---	---
Bicarbonate Alkalinity (as CaCO3)	mg/l	---	---	---	---	---	---	---	---	---	---	---	---	---	---	---	44.2	---	---	---
Bromide	mg/l	---	---	---	---	---	---	---	---	---	---	---	---	---	---	---	0.100	---	---	---
Carbonate (Calculated by M&A)	mg/l	---	---	---	---	---	---	---	---	---	---	---	---	---	---	---	--	---	---	---
Carbonate Alkalinity (as CaCO3)	mg/l	---	---	---	---	---	---	---	---	---	---	---	---	---	---	---	<1.0	---	---	---
Chloride	mg/l	---	---	---	---	---	---	---	---	---	---	---	---	---	---	---	10.50	---	---	---
Fluoride	mg/l	---	---	---	---	---	---	---	---	140	---	---	---	140	---	---	0.230	---	---	---
Hardness (as CaCO3)	mg/l	---	---	---	---	---	---	---	---	---	---	---	---	---	---	---	---	49.4	---	---
Silica	mg/l	---	---	---	---	---	---	---	---	---	---	---	---	---	---	31.50	---	---	---	---
Sulfate	mg/l	---	---	---	---	---	---	---	---	---	---	---	---	---	---	---	19.20	---	---	---
Lab Parameters																				
Total Dissolved Solids (Laboratory)	mg/l	---	---	---	---	---	---	---	---	---	---	---	---	---	---	---	131 j	---	---	---
Total Suspended Solids	mg/l	---	---	---	---	---	---	---	---	---	---	---	---	---	---	---	7.0	---	---	---
Metals																				
Aluminum	mg/l	---	---	---	---	---	---	---	---	---	---	---	---	---	---	<0.0222	---	---	---	---
Antimony	mg/l	---	---	---	---	0.088	DIS	0.03	DIS	0.747	TRC	0.64	TRC	0.747	TRC	<0.00300	---	<0.00380	---	---
Arsenic	mg/l	0.2	TRC	0.44	DIS	0.34	DIS	0.15	DIS	0.03	TRC	0.08	TRC	0.28	TRC	0.0299	---	0.0299	---	---
Barium	mg/l	---	---	---	---	---	---	---	---	98	TRC	---	---	98	TRC	---	---	0.0363	---	---
Beryllium	mg/l	---	---	---	---	---	---	---	---	1.867	TRC	0.084	TRC	1.867	TRC	---	---	<0.00031	---	---
Boron	mg/l	---	---	---	---	---	---	---	---	186.667	TRC	---	---	186.667	TRC	---	---	<0.020	---	---
Cadmium	mg/l	0.05	---	0.087609	DIS	0.030232	DIS	0.001468	DIS	0.7	TRC	0.084	TRC	0.7	TRC	0.000041 j	---	<0.000290	---	---
Calcium	mg/l	---	---	---	---	---	---	---	---	---	---	---	---	---	---	---	---	13.70	---	---
Chromium	mg/l	1	---	---	---	---	---	---	---	---	---	---	---	---	---	---	---	0.00088 j	---	---
Chromium, Hexavalent‡	mg/l	---	---	0.034	DIS	0.016	DIS	0.011	DIS	2.8	TRC	0.15	TRC	2.8	TRC	---	---	0.00088 j	---	---
Chromium, Trivalent‡	mg/l	---	---	5.9497	TRC	1.7733	TRC	0.2307	TRC	1400	TRC	75	TRC	1400	TRC	---	---	0.00088 j	---	---
Cobalt	mg/l	---	---	---	---	---	---	---	---	---	---	---	---	---	---	<0.0014	---	---	---	---
Copper	mg/l	0.5	TRC	0.0859	DIS	0.0496	DIS	0.0293	DIS	1.3	TRC	---	---	1.3	TRC	0.0477	---	0.0453	---	AZ Aquatic and Wildlife - Warm Water Chronic
Iron	mg/l	---	---	---	---	---	---	1	DIS	---	---	---	---	---	---	0.0759 j	---	---	---	---
Lead	mg/l	0.1	TRC	0.592712	DIS	0.280846	DIS	0.010944	DIS	0.015	TRC	---	---	0.015	TRC	r	---	r	---	---
Magnesium	mg/l	---	---	---	---	---	---	---	---	---	---	---	---	---	---	---	---	3.69	---	---
Manganese	mg/l	---	---	---	---	---	---	---	---	130.667	---	---	---	130.667	---	r	---	r	---	---
Mercury	mg/l	0.01	TRC	0.005	DIS	0.0024	DIS	0.00001	DIS	0.28	TRC	---	---	0.28	TRC	---	<0.000054	---	---	AZ Aquatic and Wildlife - Warm Water Chronic*
Molybdenum	mg/l	---	---	---	---	---	---	---	---	---	---	---	---	---	---	<0.0021	---	---	---	---
Nickel	mg/l	---	---	13.43579	DIS	1.51289	DIS	0.16804	DIS	28	TRC	0.511	TRC	28	TRC	0.00160	---	<0.00200	---	---
Potassium	mg/l	---	---	---	---	---	---	---	---	---	---	---	---	---	---	---	---	2.68	---	---
Selenium	mg/l	0.05	TRC	0.033	TRC	---	---	0.002	TRC	4.667	TRC	0.667	TRC	4.667	TRC	---	---	0.00055 jd	---	---
Silver	mg/l	---	---	0.034911	DIS	0.034911	DIS	---	---	4.667	TRC	8	TRC	4.667	TRC	<0.000014	---	<0.000700	---	---
Sodium	mg/l	---	---	---	---	---	---	---	---	---	---	---	---	---	---	---	---	14.30	---	---

Station Name	Number Nine
Sample ID	RESE-1002250
Sample Date	5/9/2012 1:30:00 PM
Basin	Upper Queen Creek Watershed
Sub-basin	unknown
QC Type	Original data

Surface Water Hydrochemical Data

DRAFT

Parameters and Constituents		Standards														Results				
Name	Units	AZ Agricultural Livestock Watering		AZ Aquatic and Wildlife - Ephemeral Acute		AZ Aquatic and Wildlife - Warm Water Acute		AZ Aquatic and Wildlife - Warm Water Chronic		AZ Full Body Contact		AZ Fish Consumption		AZ Partial Body Contact		Dissolved Results	Total Results	Total Recoverable Results	Field Results	Use Exceeded
		Standard	Fraction	Standard	Fraction	Standard	Fraction	Standard	Fraction	Standard	Fraction	Standard	Fraction	Standard	Fraction					
Metals																				
Strontium (by isotope dilution)	ppm	---	---	---	---	---	---	---	---	---	---	---	---	---	---	---	0.0806	---	---	---
Thallium	mg/l	---	---	---	---	0.7	DIS	0.15	DIS	0.075	TRC	0.001	TRC	0.075	TRC	0.000012 j	---	0.000014 j,d	---	---
Zinc	mg/l	25	TRC	3.5994	DIS	0.3793	DIS	0.3793	DIS	280	TRC	5.106	TRC	280	TRC	<0.0026	---	<0.0050	---	---
Radiogenic Isotopes																				
Carbon 14	pmC	---	---	---	---	---	---	---	---	---	---	---	---	---	---	---	98.89	---	---	---
Strontium 87/86	none	---	---	---	---	---	---	---	---	---	---	---	---	---	---	---	0.710214	---	---	---
Tritium	TU	---	---	---	---	---	---	---	---	---	---	---	---	---	---	---	5.33	---	---	---
Stable Isotopes																				
Delta Carbon-13 of DIC	per mil	---	---	---	---	---	---	---	---	---	---	---	---	---	---	---	-11.5	---	---	---
Delta Deuterium	per mil	---	---	---	---	---	---	---	---	---	---	---	---	---	---	---	-11.3	---	---	---
Delta Oxygen-18	per mil	---	---	---	---	---	---	---	---	---	---	---	---	---	---	---	3.96	---	---	---
Delta Oxygen-18 of Sulfate	per mil	---	---	---	---	---	---	---	---	---	---	---	---	---	---	---	7.5	---	---	---
Delta Sulfur-34	per mil	---	---	---	---	---	---	---	---	---	---	---	---	---	---	---	14.2	---	---	---

The hardness value used for calculation of hardness-dependent standards is the hardness of the sample itself, not the hardness of a receiving water.
* Detection limit exceeds standard
‡ For comparison only - no analysis exists

Station Name	Number Nine
Sample ID	RESE-1002250
Sample Date	5/9/2012 1:30:00 PM
Basin	Upper Queen Creek Watershed
Sub-basin	unknown
QC Type	Laboratory duplicates

Surface Water Hydrochemical Data

DRAFT

Parameters and Constituents		Standards														Results				
Name	Units	AZ Agricultural Livestock Watering		AZ Aquatic and Wildlife - Ephemeral Acute		AZ Aquatic and Wildlife - Warm Water Acute		AZ Aquatic and Wildlife - Warm Water Chronic		AZ Full Body Contact		AZ Fish Consumption		AZ Partial Body Contact		Dissolved Results	Total Results	Total Recoverable Results	Field Results	Use Exceeded
		Standard	Fraction	Standard	Fraction	Standard	Fraction	Standard	Fraction	Standard	Fraction	Standard	Fraction	Standard	Fraction					
Metals																				
Lead	mg/l	0.1	TRC	---	DIS	---	DIS	---	DIS	0.015	TRC	---	---	0.015	TRC	r	---	r	---	---
Manganese	mg/l	---	---	---	---	---	---	---	---	130.667	---	---	---	130.667	---	r	---	r	---	---

The hardness value used for calculation of hardness-dependent standards is the hardness of the sample itself, not the hardness of a receiving water.

Station Name	Number Nine
Sample ID	RESE-1002250
Sample Date	5/9/2012 1:30:00 PM
Basin	Upper Queen Creek Watershed
Sub-basin	unknown
QC Type	Laboratory duplicates

Surface Water Hydrochemical Data

DRAFT

Parameters and Constituents		Standards														Results				
Name	Units	AZ Agricultural Livestock Watering		AZ Aquatic and Wildlife - Ephemeral Acute		AZ Aquatic and Wildlife - Warm Water Acute		AZ Aquatic and Wildlife - Warm Water Chronic		AZ Full Body Contact		AZ Fish Consumption		AZ Partial Body Contact		Dissolved Results	Total Results	Total Recoverable Results	Field Results	Use Exceeded
		Standard	Fraction	Standard	Fraction	Standard	Fraction	Standard	Fraction	Standard	Fraction	Standard	Fraction	Standard	Fraction					
Metals																				
Lead	mg/l	0.1	TRC	---	DIS	---	DIS	---	DIS	0.015	TRC	---	---	0.015	TRC	r	---	r	---	---
Manganese	mg/l	---	---	---	---	---	---	---	---	130.667	---	---	---	130.667	---	r	---	r	---	---

The hardness value used for calculation of hardness-dependent standards is the hardness of the sample itself, not the hardness of a receiving water.

Explanation of Codes

Absent = Analyte not present	ND = Not Detected
ge = Greater than or equal to reported value	Not Applicable = Analyte not applicable
i = Insufficient sample	q = Uncertain value
j = Estimated value	r = Unusable data
j+ = Estimated value, high bias	< = Less than reported detection limit
j- = Estimated value, low bias	> = Greater than reported value
Lost = Sample lost in processing	d = Diluted. Diluted samples are indicated only when value is estimated.
n = Not measured	LD = Laboratory duplicate
na = Not available	SP = Split sample
Present = Analyte was detected	SPD = Split-Duplicate

Station Name	Oak Flat Tributary
Sample ID	RESE-1002016
Sample Date	8/27/2008 4:00:00 PM
Basin	Upper Queen Creek Watershed
Sub-basin	Oak Flat Tributary
QC Type	Original data

Surface Water Hydrochemical Data

MONTGOMERY & ASSOCIATES

Parameters and Constituents		Standards														Results				
Name	Units	AZ Agricultural Livestock Watering		AZ Aquatic and Wildlife - Ephemeral Acute		AZ Aquatic and Wildlife - Warm Water Acute		AZ Aquatic and Wildlife - Warm Water Chronic		AZ Full Body Contact		AZ Fish Consumption		AZ Partial Body Contact		Dissolved Results	Total Results	Total Recoverable Results	Field Results	Use Exceeded
		Standard	Fraction	Standard	Fraction	Standard	Fraction	Standard	Fraction	Standard	Fraction	Standard	Fraction	Standard	Fraction					
Field Parameters																				
Dissolved oxygen	mg/l	---	---	---	---	6	---	6	---	---	---	---	---	---	---	---	---	---	7.58	---
Flow Rate	gallons/minute	---	---	---	---	---	---	---	---	---	---	---	---	---	---	---	---	---	1460.0	---
pH (Field)	s.u.	6.5 - 9	---	6.5 - 9	---	6.5 - 9	---	6.5 - 9	---	6.5 - 9	---	---	---	6.5 - 9	---	---	---	---	7.25	---
Specific Conductance (Field)	uS/cm	---	---	---	---	---	---	---	---	---	---	---	---	---	---	---	---	---	99.50	---
Temperature (Field)	Deg C	---	---	---	---	---	---	---	---	---	---	---	---	---	---	---	---	---	24.30	---
Turbidity (Field)	NTUs	---	---	---	---	---	---	---	---	---	---	---	---	---	---	---	---	---	25.10	---
Inorganics																				
Alkalinity (as CaCO3)	mg/l	---	---	---	---	---	---	---	---	---	---	---	---	---	---	24.1	27.2	---	---	---
Bicarbonate (Calculated by M&A)	mg/l	---	---	---	---	---	---	---	---	---	---	---	---	---	---	29.4	---	---	---	---
Bicarbonate Alkalinity (as CaCO3)	mg/l	---	---	---	---	---	---	---	---	---	---	---	---	---	---	24.1	27.2	---	---	---
Bromide	mg/l	---	---	---	---	---	---	---	---	---	---	---	---	---	---	---	<0.100	---	---	---
Carbonate (Calculated by M&A)	mg/l	---	---	---	---	---	---	---	---	---	---	---	---	---	---	--	---	---	---	---
Carbonate Alkalinity (as CaCO3)	mg/l	---	---	---	---	---	---	---	---	---	---	---	---	---	---	<1.0	<1.0	---	---	---
Chloride	mg/l	---	---	---	---	---	---	---	---	---	---	---	---	---	---	2.80	2.50	---	---	---
Fluoride	mg/l	---	---	---	---	---	---	---	---	140	---	---	---	140	---	---	<0.100	---	---	---
Hardness (as CaCO3)	mg/l	---	---	---	---	---	---	---	---	---	---	---	---	---	---	---	35.8	---	---	---
Nitrate as N	mg/l	---	---	---	---	---	---	---	---	3733.3	---	---	---	3733.3	---	---	1.9	---	---	---
Nitrate+Nitrite as N (calculated by M&A)	mg/l	---	---	---	---	---	---	---	---	3733.3	---	---	---	3733.3	---	---	1.9	---	---	---
Nitrite as N	mg/l	---	---	---	---	---	---	---	---	233.33	---	---	---	233.33	---	---	<0.10	---	---	---
Orthophosphate as P	mg/l	---	---	---	---	---	---	---	---	---	---	---	---	---	---	---	<0.20	---	---	---
Silica	mg/l	---	---	---	---	---	---	---	---	---	---	---	---	---	---	18.90	---	---	---	---
Sulfate	mg/l	---	---	---	---	---	---	---	---	---	---	---	---	---	---	10.90	11.20	---	---	---
Lab Parameters																				
Total Dissolved Solids (Laboratory)	mg/l	---	---	---	---	---	---	---	---	---	---	---	---	---	---	---	104	---	---	---
Total Suspended Solids	mg/l	---	---	---	---	---	---	---	---	---	---	---	---	---	---	---	6.0	---	---	---
Metals																				
Aluminum	mg/l	---	---	---	---	---	---	---	---	---	---	---	---	---	---	0.192	---	---	---	---
Antimony	mg/l	---	---	---	---	0.088	DIS	0.03	DIS	0.747	TRC	0.64	TRC	0.747	TRC	0.00130 j	0.00120 j	---	---	---
Arsenic	mg/l	0.2	TRC	0.44	DIS	0.34	DIS	0.15	DIS	0.03	TRC	0.08	TRC	0.28	TRC	0.024 j	0.0218 j	---	---	---
Barium	mg/l	---	---	---	---	---	---	---	---	98	TRC	---	---	98	TRC	0.0159	---	---	---	---
Beryllium	mg/l	---	---	---	---	---	---	---	---	1.867	TRC	0.084	TRC	1.867	TRC	<0.00036	<0.00036	---	---	---
Boron	mg/l	---	---	---	---	---	---	---	---	186.667	TRC	---	---	186.667	TRC	---	0.0288 j	---	---	---
Cadmium	mg/l	0.05	---	0.087609	DIS	0.030232	DIS	0.001468	DIS	0.7	TRC	0.084	TRC	0.7	TRC	0.000058 j	<0.000960	---	---	---
Calcium	mg/l	---	---	---	---	---	---	---	---	---	---	---	---	---	---	12.40	11.30	---	---	---
Chromium	mg/l	1	---	---	---	---	---	---	---	---	---	---	---	---	---	---	<0.0010	---	---	---
Chromium, Hexavalent‡	mg/l	---	---	0.034	DIS	0.016	DIS	0.011	DIS	2.8	TRC	0.15	TRC	2.8	TRC	---	<0.0010	---	---	---
Chromium, Trivalent‡	mg/l	---	---	5.9497	TRC	1.7733	TRC	0.2307	TRC	1400	TRC	75	TRC	1400	TRC	---	<0.0010	---	---	---
Cobalt	mg/l	---	---	---	---	---	---	---	---	---	---	---	---	---	---	<0.00065	---	---	---	---
Copper	mg/l	0.5	TRC	0.0859	DIS	0.0496	DIS	0.0293	DIS	1.3	TRC	---	---	1.3	TRC	0.0506	0.0508	---	---	AZ Aquatic and Wildlife - Warm Water Acute AZ Aquatic and Wildlife - Warm Water Chronic
Iron	mg/l	---	---	---	---	---	---	1	DIS	---	---	---	---	---	---	0.103	---	---	---	---
Lead	mg/l	0.1	TRC	0.592712	DIS	0.280846	DIS	0.010944	DIS	0.015	TRC	---	---	0.015	TRC	0.000419 j	0.001700 j	---	---	---
Magnesium	mg/l	---	---	---	---	---	---	---	---	---	---	---	---	---	---	2.000	1.850	---	---	---
Manganese	mg/l	---	---	---	---	---	---	---	---	130.667	---	---	---	130.667	---	0.0131	0.0215	---	---	---
Molybdenum	mg/l	---	---	---	---	---	---	---	---	---	---	---	---	---	---	0.0026 j	---	---	---	---

Station Name	Oak Flat Tributary
Sample ID	RESE-1002016
Sample Date	8/27/2008 4:00:00 PM
Basin	Upper Queen Creek Watershed
Sub-basin	Oak Flat Tributary
QC Type	Original data

Surface Water Hydrochemical Data

MONTGOMERY & ASSOCIATES

Parameters and Constituents		Standards														Results				
Name	Units	AZ Agricultural Livestock Watering		AZ Aquatic and Wildlife - Ephemeral Acute		AZ Aquatic and Wildlife - Warm Water Acute		AZ Aquatic and Wildlife - Warm Water Chronic		AZ Full Body Contact		AZ Fish Consumption		AZ Partial Body Contact		Dissolved Results	Total Results	Total Recoverable Results	Field Results	Use Exceeded
		Standard	Fraction	Standard	Fraction	Standard	Fraction	Standard	Fraction	Standard	Fraction	Standard	Fraction	Standard	Fraction					
Metals																				
Nickel	mg/l	---	---	13.43579	DIS	1.51289	DIS	0.16804	DIS	28	TRC	0.511	TRC	28	TRC	<0.00230	<0.00230	---	---	---
Potassium	mg/l	---	---	---	---	---	---	---	---	---	---	---	---	---	---	3.43	3.37	---	---	---
Selenium	mg/l	0.05	TRC	0.033	TRC	---	---	0.002	TRC	4.667	TRC	0.667	TRC	4.667	TRC	---	0.00068 j	---	---	---
Silver	mg/l	---	---	0.034911	DIS	0.034911	DIS	---	---	4.667	TRC	8	TRC	4.667	TRC	0.000049 j	<0.000790	---	---	---
Sodium	mg/l	---	---	---	---	---	---	---	---	---	---	---	---	---	---	3.86	3.55	---	---	---
Strontium	mg/l	---	---	---	---	---	---	---	---	---	---	---	---	---	---	0.0470	---	---	---	---
Strontium (by isotope dilution)	ppm	---	---	---	---	---	---	---	---	---	---	---	---	---	---	---	0.0479	---	---	---
Thallium	mg/l	---	---	---	---	0.7	DIS	0.15	DIS	0.075	TRC	0.001	TRC	0.075	TRC	0.000034 j	0.000051 j	---	---	---
Uranium	mg/l	---	---	---	---	---	---	---	---	2.8	---	---	---	2.8	---	---	<0.0003	---	---	---
Zinc	mg/l	25	TRC	3.5994	DIS	0.3793	DIS	0.3793	DIS	280	TRC	5.106	TRC	280	TRC	0.0067 j	0.0072 j	---	---	---
Other																				
Dissolved Organic Carbon	mg/l	---	---	---	---	---	---	---	---	---	---	---	---	---	---	---	---	---	18.7	---
Radiogenic Isotopes																				
Strontium 87/86	none	---	---	---	---	---	---	---	---	---	---	---	---	---	---	---	0.710010	---	---	---
Tritium	TU	---	---	---	---	---	---	---	---	---	---	---	---	---	---	---	4.5	---	---	---
Radiologicals																				
Gross Alpha	pCi/l	---	---	---	---	---	---	---	---	---	---	---	---	---	---	---	4.0	---	---	---
Gross Beta	pCi/l	---	---	---	---	---	---	---	---	---	---	---	---	---	---	---	<3.2	---	---	---
Uranium Activity (Calc 907.0)	pCi/l	---	---	---	---	---	---	---	---	---	---	---	---	---	---	---	<0.2	---	---	---
Radionuclides																				
Radium 226	pCi/l	---	---	---	---	---	---	---	---	---	---	---	---	---	---	---	<0.20	---	---	---
Radium 226 + Radium 228	pCi/l	---	---	---	---	---	---	---	---	---	---	---	---	---	---	---	--	---	---	---
Radium 228	pCi/l	---	---	---	---	---	---	---	---	---	---	---	---	---	---	---	<1.2	---	---	---
Uranium 234	pCi/l	---	---	---	---	---	---	---	---	---	---	---	---	---	---	---	<0.2	---	---	---
Uranium 235	pCi/l	---	---	---	---	---	---	---	---	---	---	---	---	---	---	---	<0.2	---	---	---
Uranium 238	pCi/l	---	---	---	---	---	---	---	---	---	---	---	---	---	---	---	<0.2	---	---	---
Stable Isotopes																				
Delta Deuterium	per mil	---	---	---	---	---	---	---	---	---	---	---	---	---	---	---	-105	---	---	---
Delta Oxygen-18	per mil	---	---	---	---	---	---	---	---	---	---	---	---	---	---	---	-14.1	---	---	---
Delta Oxygen-18 of Sulfate	per mil	---	---	---	---	---	---	---	---	---	---	---	---	---	---	---	6.0	---	---	---
Delta Sulfur-34	per mil	---	---	---	---	---	---	---	---	---	---	---	---	---	---	---	-0.4	---	---	---

The hardness value used for calculation of hardness-dependent standards is the hardness of the sample itself, not the hardness of a receiving water.

‡ For comparison only - no analysis exists

Station Name	Oak Flat Tributary
Sample ID	RESE-1002068
Sample Date	2/26/2009 12:30:00 PM
Basin	Upper Queen Creek Watershed
Sub-basin	Oak Flat Tributary
QC Type	Original data

Surface Water Hydrochemical Data

MONTGOMERY & ASSOCIATES

Parameters and Constituents		Standards														Results				
Name	Units	AZ Agricultural Livestock Watering		AZ Aquatic and Wildlife - Ephemeral Acute		AZ Aquatic and Wildlife - Warm Water Acute		AZ Aquatic and Wildlife - Warm Water Chronic		AZ Full Body Contact		AZ Fish Consumption		AZ Partial Body Contact		Dissolved Results	Total Results	Total Recoverable Results	Field Results	Use Exceeded
		Standard	Fraction	Standard	Fraction	Standard	Fraction	Standard	Fraction	Standard	Fraction	Standard	Fraction	Standard	Fraction					
Field Parameters																				
Dissolved oxygen	mg/l	---	---	---	---	6	---	6	---	---	---	---	---	---	---	---	---	---	8.66	---
Flow Rate	gallons/minute	---	---	---	---	---	---	---	---	---	---	---	---	---	---	---	---	---	20.3	---
pH (Field)	s.u.	6.5 - 9	---	6.5 - 9	---	6.5 - 9	---	6.5 - 9	---	6.5 - 9	---	---	---	6.5 - 9	---	---	---	---	7.25	---
Specific Conductance (Field)	uS/cm	---	---	---	---	---	---	---	---	---	---	---	---	---	---	---	---	---	123.90	---
Temperature (Field)	Deg C	---	---	---	---	---	---	---	---	---	---	---	---	---	---	---	---	---	17.70	---
Turbidity (Field)	NTUs	---	---	---	---	---	---	---	---	---	---	---	---	---	---	---	---	---	5.49	---
Inorganics																				
Alkalinity (as CaCO3)	mg/l	---	---	---	---	---	---	---	---	---	---	---	---	---	---	---	33.2	---	---	---
Bicarbonate (Calculated by M&A)	mg/l	---	---	---	---	---	---	---	---	---	---	---	---	---	---	---	40.5	---	---	---
Bicarbonate Alkalinity (as CaCO3)	mg/l	---	---	---	---	---	---	---	---	---	---	---	---	---	---	---	33.2	---	---	---
Bromide	mg/l	---	---	---	---	---	---	---	---	---	---	---	---	---	---	---	<0.100	---	---	---
Carbonate (Calculated by M&A)	mg/l	---	---	---	---	---	---	---	---	---	---	---	---	---	---	---	--	---	---	---
Carbonate Alkalinity (as CaCO3)	mg/l	---	---	---	---	---	---	---	---	---	---	---	---	---	---	---	<1.0	---	---	---
Chloride	mg/l	---	---	---	---	---	---	---	---	---	---	---	---	---	---	---	4.19	---	---	---
Fluoride	mg/l	---	---	---	---	---	---	---	---	140	---	---	---	140	---	---	<0.100	---	---	---
Hardness (as CaCO3)	mg/l	---	---	---	---	---	---	---	---	---	---	---	---	---	---	37.0	---	---	---	---
Silica	mg/l	---	---	---	---	---	---	---	---	---	---	---	---	---	---	22.70	---	---	---	---
Sulfate	mg/l	---	---	---	---	---	---	---	---	---	---	---	---	---	---	---	14.60	---	---	---
Lab Parameters																				
Total Dissolved Solids (Laboratory)	mg/l	---	---	---	---	---	---	---	---	---	---	---	---	---	---	---	145	---	---	---
Total Suspended Solids	mg/l	---	---	---	---	---	---	---	---	---	---	---	---	---	---	---	<5.0	---	---	---
Metals																				
Aluminum	mg/l	---	---	---	---	---	---	---	---	---	---	---	---	---	---	0.110	---	---	---	---
Antimony	mg/l	---	---	---	---	0.088	DIS	0.03	DIS	0.747	TRC	0.64	TRC	0.747	TRC	<0.00300	---	<0.00300	---	---
Arsenic	mg/l	0.2	TRC	0.44	DIS	0.34	DIS	0.15	DIS	0.03	TRC	0.08	TRC	0.28	TRC	<0.025	---	<0.025	---	---
Barium	mg/l	---	---	---	---	---	---	---	---	98	TRC	---	---	98	TRC	0.0112	---	---	---	---
Beryllium	mg/l	---	---	---	---	---	---	---	---	1.867	TRC	0.084	TRC	1.867	TRC	<0.00200	---	<0.00200	---	---
Boron	mg/l	---	---	---	---	---	---	---	---	186.667	TRC	---	---	186.667	TRC	---	---	<0.040	---	---
Cadmium	mg/l	0.05	---	0.008666	DIS	0.00299	DIS	0.000281	DIS	0.7	TRC	0.084	TRC	0.7	TRC	<0.000042	---	<0.000200	---	---
Calcium	mg/l	---	---	---	---	---	---	---	---	---	---	---	---	---	---	---	---	11.20	---	---
Chromium	mg/l	1	---	---	---	---	---	---	---	---	---	---	---	---	---	---	---	<0.0060	---	---
Chromium, Hexavalent‡	mg/l	---	---	0.034	DIS	0.016	DIS	0.011	DIS	2.8	TRC	0.15	TRC	2.8	TRC	---	---	<0.0060	---	---
Chromium, Trivalent‡	mg/l	---	---	0.8468	TRC	0.2524	TRC	0.0328	TRC	1400	TRC	75	TRC	1400	TRC	---	---	<0.0060	---	---
Cobalt	mg/l	---	---	---	---	---	---	---	---	---	---	---	---	---	---	<0.0060	---	---	---	---
Copper	mg/l	0.5	TRC	0.0091	DIS	0.0053	DIS	0.0038	DIS	1.3	TRC	---	---	1.3	TRC	0.0318	---	0.0360	---	AZ Aquatic and Wildlife - Ephemeral Acute AZ Aquatic and Wildlife - Warm Water Acute AZ Aquatic and Wildlife - Warm Water Chronic
Iron	mg/l	---	---	---	---	---	---	1	DIS	---	---	---	---	---	---	0.087	---	---	---	---
Lead	mg/l	0.1	TRC	0.045482	DIS	0.021551	DIS	0.00084	DIS	0.015	TRC	---	---	0.015	TRC	0.000353 j	---	<0.003000	---	---
Magnesium	mg/l	---	---	---	---	---	---	---	---	---	---	---	---	---	---	---	---	2.170	---	---
Manganese	mg/l	---	---	---	---	---	---	---	---	130.667	---	---	---	130.667	---	0.0192	---	0.0163	---	---
Mercury	mg/l	0.01	TRC	0.005	DIS	0.0024	DIS	0.00001	DIS	0.28	TRC	---	---	0.28	TRC	---	<0.00020	---	---	AZ Aquatic and Wildlife - Warm Water Chronic*
Molybdenum	mg/l	---	---	---	---	---	---	---	---	---	---	---	---	---	---	<0.0080	---	---	---	---
Nickel	mg/l	---	---	1.79316	DIS	0.20191	DIS	0.02243	DIS	28	TRC	0.511	TRC	28	TRC	0.00118	---	<0.01000	---	---
Potassium	mg/l	---	---	---	---	---	---	---	---	---	---	---	---	---	---	---	---	1.78	---	---

Station Name	Oak Flat Tributary
Sample ID	RESE-1002068
Sample Date	2/26/2009 12:30:00 PM
Basin	Upper Queen Creek Watershed
Sub-basin	Oak Flat Tributary
QC Type	Original data

Surface Water Hydrochemical Data

MONTGOMERY & ASSOCIATES

Parameters and Constituents		Standards														Results				
Name	Units	AZ Agricultural Livestock Watering		AZ Aquatic and Wildlife - Ephemeral Acute		AZ Aquatic and Wildlife - Warm Water Acute		AZ Aquatic and Wildlife - Warm Water Chronic		AZ Full Body Contact		AZ Fish Consumption		AZ Partial Body Contact		Dissolved Results	Total Results	Total Recoverable Results	Field Results	Use Exceeded
		Standard	Fraction	Standard	Fraction	Standard	Fraction	Standard	Fraction	Standard	Fraction	Standard	Fraction	Standard	Fraction					
Metals																				
Selenium	mg/l	0.05	TRC	0.033	TRC	---	---	0.002	TRC	4.667	TRC	0.667	TRC	4.667	TRC	---	---	0.00068 jd	---	---
Silver	mg/l	---	---	0.000582	DIS	0.000582	DIS	---	---	4.667	TRC	8	TRC	4.667	TRC	<0.000100	---	<0.005000	---	---
Sodium	mg/l	---	---	---	---	---	---	---	---	---	---	---	---	---	---	---	---	4.84	---	---
Strontium	mg/l	---	---	---	---	---	---	---	---	---	---	---	---	---	---	0.0589	---	---	---	---
Thallium	mg/l	---	---	---	---	0.7	DIS	0.15	DIS	0.075	TRC	0.001	TRC	0.075	TRC	<0.00100	---	<0.00100	---	AZ Fish Consumption*
Zinc	mg/l	25	TRC	0.4789	DIS	0.0505	DIS	0.0505	DIS	280	TRC	5.106	TRC	280	TRC	<0.0100	---	<0.0100	---	---
Other																				
Dissolved Organic Carbon	mg/l	---	---	---	---	---	---	---	---	---	---	---	---	---	---	---	---	---	13.8	---
Mercury, Low Level	ng/l	---	---	---	---	---	---	---	---	---	---	---	---	---	---	<0.50	---	---	---	---
Stable Isotopes																				
Delta Deuterium	per mil	---	---	---	---	---	---	---	---	---	---	---	---	---	---	---	-45	---	---	---
Delta Oxygen-18	per mil	---	---	---	---	---	---	---	---	---	---	---	---	---	---	---	-7.0	---	---	---
Delta Oxygen-18 of Sulfate	per mil	---	---	---	---	---	---	---	---	---	---	---	---	---	---	---	5.4	---	---	---
Delta Sulfur-34	per mil	---	---	---	---	---	---	---	---	---	---	---	---	---	---	---	2.4	---	---	---

The hardness value used for calculation of hardness-dependent standards is the hardness of the sample itself, not the hardness of a receiving water.
* Detection limit exceeds standard
‡ For comparison only - no analysis exists

Station Name	Oak Flat Tributary
Sample ID	RESE-1002076
Sample Date	5/5/2009 3:15:00 PM
Basin	Upper Queen Creek Watershed
Sub-basin	Oak Flat Tributary
QC Type	Original data

Surface Water Hydrochemical Data

MONTGOMERY & ASSOCIATES

Parameters and Constituents		Standards														Results				
Name	Units	AZ Agricultural Livestock Watering		AZ Aquatic and Wildlife - Ephemeral Acute		AZ Aquatic and Wildlife - Warm Water Acute		AZ Aquatic and Wildlife - Warm Water Chronic		AZ Full Body Contact		AZ Fish Consumption		AZ Partial Body Contact		Dissolved Results	Total Results	Total Recoverable Results	Field Results	Use Exceeded
		Standard	Fraction	Standard	Fraction	Standard	Fraction	Standard	Fraction	Standard	Fraction	Standard	Fraction	Standard	Fraction					
Field Parameters																				
Dissolved oxygen	mg/l	---	---	---	---	6	---	6	---	---	---	---	---	---	---	---	---	---	11.62	---
Flow Rate	gallons/minute	---	---	---	---	---	---	---	---	---	---	---	---	---	---	---	---	---	0.0	---
pH (Field)	s.u.	6.5 - 9	---	6.5 - 9	---	6.5 - 9	---	6.5 - 9	---	6.5 - 9	---	---	---	6.5 - 9	---	---	---	---	7.08	---
Specific Conductance (Field)	uS/cm	---	---	---	---	---	---	---	---	---	---	---	---	---	---	---	---	---	182.00	---
Temperature (Field)	Deg C	---	---	---	---	---	---	---	---	---	---	---	---	---	---	---	---	---	17.15	---
Turbidity (Field)	NTUs	---	---	---	---	---	---	---	---	---	---	---	---	---	---	---	---	---	8.40	---
Inorganics																				
Alkalinity (as CaCO3)	mg/l	---	---	---	---	---	---	---	---	---	---	---	---	---	---	---	58.2	---	---	---
Bicarbonate (Calculated by M&A)	mg/l	---	---	---	---	---	---	---	---	---	---	---	---	---	---	---	71.0	---	---	---
Bicarbonate Alkalinity (as CaCO3)	mg/l	---	---	---	---	---	---	---	---	---	---	---	---	---	---	---	58.2	---	---	---
Bromide	mg/l	---	---	---	---	---	---	---	---	---	---	---	---	---	---	---	0.146	---	---	---
Carbonate (Calculated by M&A)	mg/l	---	---	---	---	---	---	---	---	---	---	---	---	---	---	---	--	---	---	---
Carbonate Alkalinity (as CaCO3)	mg/l	---	---	---	---	---	---	---	---	---	---	---	---	---	---	---	<1.0	---	---	---
Chloride	mg/l	---	---	---	---	---	---	---	---	---	---	---	---	---	---	---	9.76	---	---	---
Fluoride	mg/l	---	---	---	---	---	---	---	---	140	---	---	---	140	---	---	<0.100	---	---	---
Hardness (as CaCO3)	mg/l	---	---	---	---	---	---	---	---	---	---	---	---	---	---	73.9	---	---	---	---
Silica	mg/l	---	---	---	---	---	---	---	---	---	---	---	---	---	---	27.90	---	---	---	---
Sulfate	mg/l	---	---	---	---	---	---	---	---	---	---	---	---	---	---	---	24.90	---	---	---
Lab Parameters																				
Total Dissolved Solids (Laboratory)	mg/l	---	---	---	---	---	---	---	---	---	---	---	---	---	---	---	119	---	---	---
Total Suspended Solids	mg/l	---	---	---	---	---	---	---	---	---	---	---	---	---	---	---	58.0	---	---	---
Metals																				
Aluminum	mg/l	---	---	---	---	---	---	---	---	---	---	---	---	---	---	<0.080	---	---	---	---
Antimony	mg/l	---	---	---	---	0.088	DIS	0.03	DIS	0.747	TRC	0.64	TRC	0.747	TRC	<0.00300	---	<0.00300	---	---
Arsenic	mg/l	0.2	TRC	0.44	DIS	0.34	DIS	0.15	DIS	0.03	TRC	0.08	TRC	0.28	TRC	0.045	---	0.038	---	AZ Full Body Contact
Barium	mg/l	---	---	---	---	---	---	---	---	98	TRC	---	---	98	TRC	0.0123	---	---	---	---
Beryllium	mg/l	---	---	---	---	---	---	---	---	1.867	TRC	0.084	TRC	1.867	TRC	<0.00200	---	<0.00200	---	---
Boron	mg/l	---	---	---	---	---	---	---	---	186.667	TRC	---	---	186.667	TRC	---	---	<0.040	---	---
Cadmium	mg/l	0.05	---	0.016993	DIS	0.005864	DIS	0.000455	DIS	0.7	TRC	0.084	TRC	0.7	TRC	0.000025 j	---	<0.002000	---	---
Calcium	mg/l	---	---	---	---	---	---	---	---	---	---	---	---	---	---	---	---	22.40	---	---
Chromium	mg/l	1	---	---	---	---	---	---	---	---	---	---	---	---	---	---	---	<0.0060	---	---
Chromium, Hexavalent‡	mg/l	---	---	0.034	DIS	0.016	DIS	0.011	DIS	2.8	TRC	0.15	TRC	2.8	TRC	---	---	<0.0060	---	---
Chromium, Trivalent‡	mg/l	---	---	1.4922	TRC	0.4447	TRC	0.0579	TRC	1400	TRC	75	TRC	1400	TRC	---	---	<0.0060	---	---
Cobalt	mg/l	---	---	---	---	---	---	---	---	---	---	---	---	---	---	<0.0060	---	---	---	---
Copper	mg/l	0.5	TRC	0.0175	DIS	0.0101	DIS	0.0069	DIS	1.3	TRC	---	---	1.3	TRC	0.0289	---	0.0550	---	AZ Aquatic and Wildlife - Ephemeral Acute AZ Aquatic and Wildlife - Warm Water Acute AZ Aquatic and Wildlife - Warm Water Chronic
Iron	mg/l	---	---	---	---	---	---	1	DIS	---	---	---	---	---	---	<0.060	---	---	---	---
Lead	mg/l	0.1	TRC	0.097907	DIS	0.046392	DIS	0.001808	DIS	0.015	TRC	---	---	0.015	TRC	0.000335 j	---	0.005790	---	---
Magnesium	mg/l	---	---	---	---	---	---	---	---	---	---	---	---	---	---	---	---	4.370	---	---
Manganese	mg/l	---	---	---	---	---	---	---	---	130.667	---	---	---	130.667	---	0.0444	---	0.3130	---	---
Mercury	mg/l	0.01	TRC	0.005	DIS	0.0024	DIS	0.00001	DIS	0.28	TRC	---	---	0.28	TRC	---	<0.00020	---	---	AZ Aquatic and Wildlife - Warm Water Chronic*
Molybdenum	mg/l	---	---	---	---	---	---	---	---	---	---	---	---	---	---	0.0083	---	---	---	---
Nickel	mg/l	---	---	3.21954	DIS	0.36252	DIS	0.04027	DIS	28	TRC	0.511	TRC	28	TRC	0.00194	---	<0.01000	---	---
Potassium	mg/l	---	---	---	---	---	---	---	---	---	---	---	---	---	---	---	---	3.80	---	---

Station Name	Oak Flat Tributary
Sample ID	RESE-1002076
Sample Date	5/5/2009 3:15:00 PM
Basin	Upper Queen Creek Watershed
Sub-basin	Oak Flat Tributary
QC Type	Original data

Surface Water Hydrochemical Data

MONTGOMERY & ASSOCIATES

Parameters and Constituents		Standards														Results				
Name	Units	AZ Agricultural Livestock Watering		AZ Aquatic and Wildlife - Ephemeral Acute		AZ Aquatic and Wildlife - Warm Water Acute		AZ Aquatic and Wildlife - Warm Water Chronic		AZ Full Body Contact		AZ Fish Consumption		AZ Partial Body Contact		Dissolved Results	Total Results	Total Recoverable Results	Field Results	Use Exceeded
		Standard	Fraction	Standard	Fraction	Standard	Fraction	Standard	Fraction	Standard	Fraction	Standard	Fraction	Standard	Fraction					
Metals																				
Selenium	mg/l	0.05	TRC	0.033	TRC	---	---	0.002	TRC	4.667	TRC	0.667	TRC	4.667	TRC	---	---	0.00040 jd	---	---
Silver	mg/l	---	---	0.001912	DIS	0.001912	DIS	---	---	4.667	TRC	8	TRC	4.667	TRC	<0.000100	---	<0.005000	---	---
Sodium	mg/l	---	---	---	---	---	---	---	---	---	---	---	---	---	---	---	---	9.26	---	---
Strontium	mg/l	---	---	---	---	---	---	---	---	---	---	---	---	---	---	0.1020	---	---	---	---
Thallium	mg/l	---	---	---	---	0.7	DIS	0.15	DIS	0.075	TRC	0.001	TRC	0.075	TRC	<0.00100	---	<0.00100	---	AZ Fish Consumption*
Zinc	mg/l	25	TRC	0.8606	DIS	0.0907	DIS	0.0907	DIS	280	TRC	5.106	TRC	280	TRC	<0.0100	---	0.0132	---	---
Other																				
Dissolved Organic Carbon	mg/l	---	---	---	---	---	---	---	---	---	---	---	---	---	---	---	---	---	13.5	---
Mercury, Low Level	ng/l	---	---	---	---	---	---	---	---	---	---	---	---	---	---	2.10	---	---	---	---
Radiogenic Isotopes																				
Tritium	TU	---	---	---	---	---	---	---	---	---	---	---	---	---	---	---	5.0	---	---	---
Stable Isotopes																				
Delta Deuterium	per mil	---	---	---	---	---	---	---	---	---	---	---	---	---	---	---	-30	---	---	---
Delta Oxygen-18	per mil	---	---	---	---	---	---	---	---	---	---	---	---	---	---	---	-2.2	---	---	---
Delta Oxygen-18 of Sulfate	per mil	---	---	---	---	---	---	---	---	---	---	---	---	---	---	---	11.6	---	---	---
Delta Sulfur-34	per mil	---	---	---	---	---	---	---	---	---	---	---	---	---	---	---	10.6	---	---	---

The hardness value used for calculation of hardness-dependent standards is the hardness of the sample itself, not the hardness of a receiving water.
* Detection limit exceeds standard
‡ For comparison only - no analysis exists

Station Name	Oak Flat Tributary
Sample ID	RESE-1002176
Sample Date	8/19/2011 8:45:00 AM
Basin	Upper Queen Creek Watershed
Sub-basin	Oak Flat Tributary
QC Type	Original data

Surface Water Hydrochemical Data

MONTGOMERY & ASSOCIATES

Parameters and Constituents		Standards														Results				
Name	Units	AZ Agricultural Livestock Watering		AZ Aquatic and Wildlife - Ephemeral Acute		AZ Aquatic and Wildlife - Warm Water Acute		AZ Aquatic and Wildlife - Warm Water Chronic		AZ Full Body Contact		AZ Fish Consumption		AZ Partial Body Contact		Dissolved Results	Total Results	Total Recoverable Results	Field Results	Use Exceeded
		Standard	Fraction	Standard	Fraction	Standard	Fraction	Standard	Fraction	Standard	Fraction	Standard	Fraction	Standard	Fraction					
Field Parameters																				
Dissolved oxygen	mg/l	---	---	---	---	6	---	6	---	---	---	---	---	---	---	---	---	---	6.78	---
Flow Rate	gallons/minute	---	---	---	---	---	---	---	---	---	---	---	---	---	---	---	---	---	2.5 j	---
pH (Field)	s.u.	6.5 - 9	---	6.5 - 9	---	6.5 - 9	---	6.5 - 9	---	6.5 - 9	---	---	---	6.5 - 9	---	---	---	---	6.40	AZ Agricultural Livestock Watering AZ Aquatic and Wildlife - Ephemeral Acute AZ Aquatic and Wildlife - Warm Water Acute AZ Aquatic and Wildlife - Warm Water Chronic AZ Full Body Contact AZ Partial Body Contact
Specific Conductance (Field)	uS/cm	---	---	---	---	---	---	---	---	---	---	---	---	---	---	---	---	---	48.30	---
Temperature (Field)	Deg C	---	---	---	---	---	---	---	---	---	---	---	---	---	---	---	---	---	21.40	---
Turbidity (Field)	NTUs	---	---	---	---	---	---	---	---	---	---	---	---	---	---	---	---	---	17.05	---
Inorganics																				
Alkalinity (as CaCO3)	mg/l	---	---	---	---	---	---	---	---	---	---	---	---	---	---	---	3.8	---	---	---
Bicarbonate (Calculated by M&A)	mg/l	---	---	---	---	---	---	---	---	---	---	---	---	---	---	---	4.6	---	---	---
Bicarbonate Alkalinity (as CaCO3)	mg/l	---	---	---	---	---	---	---	---	---	---	---	---	---	---	---	3.8	---	---	---
Bromide	mg/l	---	---	---	---	---	---	---	---	---	---	---	---	---	---	---	<0.100	---	---	---
Carbonate (Calculated by M&A)	mg/l	---	---	---	---	---	---	---	---	---	---	---	---	---	---	---	--	---	---	---
Carbonate Alkalinity (as CaCO3)	mg/l	---	---	---	---	---	---	---	---	---	---	---	---	---	---	---	<1.0	---	---	---
Chloride	mg/l	---	---	---	---	---	---	---	---	---	---	---	---	---	---	---	1.70	---	---	---
Fluoride	mg/l	---	---	---	---	---	---	---	---	140	---	---	---	140	---	---	0.130	---	---	---
Hardness (as CaCO3)	mg/l	---	---	---	---	---	---	---	---	---	---	---	---	---	---	---	---	15.5	---	---
Silica	mg/l	---	---	---	---	---	---	---	---	---	---	---	---	---	---	10.00	---	---	---	---
Sulfate	mg/l	---	---	---	---	---	---	---	---	---	---	---	---	---	---	---	6.83	---	---	---
Lab Parameters																				
Total Dissolved Solids (Laboratory)	mg/l	---	---	---	---	---	---	---	---	---	---	---	---	---	---	---	63	---	---	---
Total Suspended Solids	mg/l	---	---	---	---	---	---	---	---	---	---	---	---	---	---	---	9.0	---	---	---
Metals																				
Aluminum	mg/l	---	---	---	---	---	---	---	---	---	---	---	---	---	---	0.253	---	---	---	---
Antimony	mg/l	---	---	---	---	0.088	DIS	0.03	DIS	0.747	TRC	0.64	TRC	0.747	TRC	<0.00300	---	<0.00300	---	---
Arsenic	mg/l	0.2	TRC	0.44	DIS	0.34	DIS	0.15	DIS	0.03	TRC	0.08	TRC	0.28	TRC	<0.025	---	0.028	---	---
Barium	mg/l	---	---	---	---	---	---	---	---	98	TRC	---	---	98	TRC	---	---	0.0139	---	---
Beryllium	mg/l	---	---	---	---	---	---	---	---	1.867	TRC	0.084	TRC	1.867	TRC	---	---	<0.00200	---	---
Boron	mg/l	---	---	---	---	---	---	---	---	186.667	TRC	---	---	186.667	TRC	---	---	<0.040	---	---
Cadmium	mg/l	0.05	---	0.00371	DIS	0.00128	DIS	0.000153	DIS	0.7	TRC	0.084	TRC	0.7	TRC	0.000100 j	---	<0.002000	---	---
Calcium	mg/l	---	---	---	---	---	---	---	---	---	---	---	---	---	---	---	---	4.43	---	---
Chromium	mg/l	1	---	---	---	---	---	---	---	---	---	---	---	---	---	---	---	<0.0060	---	---
Chromium, Hexavalent‡	mg/l	---	---	0.034	DIS	0.016	DIS	0.011	DIS	2.8	TRC	0.15	TRC	2.8	TRC	---	---	<0.0060	---	---
Chromium, Trivalent‡	mg/l	---	---	0.4152	TRC	0.1238	TRC	0.0161	TRC	1400	TRC	75	TRC	1400	TRC	---	---	<0.0060	---	---
Cobalt	mg/l	---	---	---	---	---	---	---	---	---	---	---	---	---	---	<0.0060	---	---	---	---
Copper	mg/l	0.5	TRC	0.004	DIS	0.0023	DIS	0.0018	DIS	1.3	TRC	---	---	1.3	TRC	0.0402	---	0.0520	---	AZ Aquatic and Wildlife - Ephemeral Acute AZ Aquatic and Wildlife - Warm Water Acute AZ Aquatic and Wildlife - Warm Water Chronic
Iron	mg/l	---	---	---	---	---	---	1	DIS	---	---	---	---	---	---	0.160	---	---	---	---
Lead	mg/l	0.1	TRC	0.01706	DIS	0.008084	DIS	0.000315	DIS	0.015	TRC	---	---	0.015	TRC	0.000762 j	---	<0.003000	---	AZ Aquatic and Wildlife - Warm Water Chronic
Magnesium	mg/l	---	---	---	---	---	---	---	---	---	---	---	---	---	---	---	---	1.080	---	---

Station Name	Oak Flat Tributary
Sample ID	RESE-1002176
Sample Date	8/19/2011 8:45:00 AM
Basin	Upper Queen Creek Watershed
Sub-basin	Oak Flat Tributary
QC Type	Original data

Surface Water Hydrochemical Data

MONTGOMERY & ASSOCIATES

Parameters and Constituents		Standards														Results				
Name	Units	AZ Agricultural Livestock Watering		AZ Aquatic and Wildlife - Ephemeral Acute		AZ Aquatic and Wildlife - Warm Water Acute		AZ Aquatic and Wildlife - Warm Water Chronic		AZ Full Body Contact		AZ Fish Consumption		AZ Partial Body Contact		Dissolved Results	Total Results	Total Recoverable Results	Field Results	Use Exceeded
		Standard	Fraction	Standard	Fraction	Standard	Fraction	Standard	Fraction	Standard	Fraction	Standard	Fraction	Standard	Fraction					
Metals																				
Manganese	mg/l	---	---	---	---	---	---	---	---	130.667	---	---	---	130.667	---	0.0871	---	0.1000	---	---
Mercury	mg/l	0.01	TRC	0.005	DIS	0.0024	DIS	0.00001	DIS	0.28	TRC	---	---	0.28	TRC	---	<0.00020	---	---	AZ Aquatic and Wildlife - Warm Water Chronic*
Molybdenum	mg/l	---	---	---	---	---	---	---	---	---	---	---	---	---	---	<0.0080	---	---	---	---
Nickel	mg/l	---	---	0.8589	DIS	0.09671	DIS	0.01074	DIS	28	TRC	0.511	TRC	28	TRC	0.00108	---	<0.01000	---	---
Potassium	mg/l	---	---	---	---	---	---	---	---	---	---	---	---	---	---	---	---	2.94	---	---
Selenium	mg/l	0.05	TRC	0.033	TRC	---	---	0.002	TRC	4.667	TRC	0.667	TRC	4.667	TRC	---	---	<0.00070	---	---
Silver	mg/l	---	---	0.00013	DIS	0.00013	DIS	---	---	4.667	TRC	8	TRC	4.667	TRC	<0.000100	---	<0.005000	---	---
Sodium	mg/l	---	---	---	---	---	---	---	---	---	---	---	---	---	---	---	---	2.67	---	---
Thallium	mg/l	---	---	---	---	0.7	DIS	0.15	DIS	0.075	TRC	0.001	TRC	0.075	TRC	<0.00100	---	<0.00100	---	AZ Fish Consumption*
Zinc	mg/l	25	TRC	0.2291	DIS	0.0241	DIS	0.0241	DIS	280	TRC	5.106	TRC	280	TRC	<0.0100	---	0.0126	---	---

The hardness value used for calculation of hardness-dependent standards is the hardness of the sample itself, not the hardness of a receiving water.

* Detection limit exceeds standard

‡ For comparison only - no analysis exists

Station Name	Oak Flat Tributary
Sample ID	RESE-1002205
Sample Date	12/9/2011 11:45:00 AM
Basin	Upper Queen Creek Watershed
Sub-basin	Oak Flat Tributary
QC Type	Original data

Surface Water Hydrochemical Data

MONTGOMERY & ASSOCIATES

Parameters and Constituents		Standards														Results				
Name	Units	AZ Agricultural Livestock Watering		AZ Aquatic and Wildlife - Ephemeral Acute		AZ Aquatic and Wildlife - Warm Water Acute		AZ Aquatic and Wildlife - Warm Water Chronic		AZ Full Body Contact		AZ Fish Consumption		AZ Partial Body Contact		Dissolved Results	Total Results	Total Recoverable Results	Field Results	Use Exceeded
		Standard	Fraction	Standard	Fraction	Standard	Fraction	Standard	Fraction	Standard	Fraction	Standard	Fraction	Standard	Fraction					
Field Parameters																				
Dissolved oxygen	mg/l	---	---	---	---	6	---	6	---	---	---	---	---	---	---	---	---	---	6.92	---
Flow Rate	gallons/minute	---	---	---	---	---	---	---	---	---	---	---	---	---	---	---	---	---	0.0 j	---
pH (Field)	s.u.	6.5 - 9	---	6.5 - 9	---	6.5 - 9	---	6.5 - 9	---	6.5 - 9	---	---	---	6.5 - 9	---	---	---	---	7.12	---
Specific Conductance (Field)	uS/cm	---	---	---	---	---	---	---	---	---	---	---	---	---	---	---	---	---	116.20	---
Temperature (Field)	Deg C	---	---	---	---	---	---	---	---	---	---	---	---	---	---	---	---	---	6.30	---
Turbidity (Field)	NTUs	---	---	---	---	---	---	---	---	---	---	---	---	---	---	---	---	---	6.81	---
Inorganics																				
Alkalinity (as CaCO3)	mg/l	---	---	---	---	---	---	---	---	---	---	---	---	---	---	---	10.9	---	---	---
Bicarbonate (Calculated by M&A)	mg/l	---	---	---	---	---	---	---	---	---	---	---	---	---	---	---	13.3	---	---	---
Bicarbonate Alkalinity (as CaCO3)	mg/l	---	---	---	---	---	---	---	---	---	---	---	---	---	---	---	10.9	---	---	---
Bromide	mg/l	---	---	---	---	---	---	---	---	---	---	---	---	---	---	---	0.100	---	---	---
Carbonate (Calculated by M&A)	mg/l	---	---	---	---	---	---	---	---	---	---	---	---	---	---	---	--	---	---	---
Carbonate Alkalinity (as CaCO3)	mg/l	---	---	---	---	---	---	---	---	---	---	---	---	---	---	---	<1.0	---	---	---
Chloride	mg/l	---	---	---	---	---	---	---	---	---	---	---	---	---	---	---	7.10	---	---	---
Fluoride	mg/l	---	---	---	---	---	---	---	---	140	---	---	---	140	---	---	<0.100	---	---	---
Hardness (as CaCO3)	mg/l	---	---	---	---	---	---	---	---	---	---	---	---	---	---	---	---	40.9	---	---
Silica	mg/l	---	---	---	---	---	---	---	---	---	---	---	---	---	---	21.60	---	---	---	---
Sulfate	mg/l	---	---	---	---	---	---	---	---	---	---	---	---	---	---	---	33.30	---	---	---
Lab Parameters																				
Total Dissolved Solids (Laboratory)	mg/l	---	---	---	---	---	---	---	---	---	---	---	---	---	---	---	114	---	---	---
Total Suspended Solids	mg/l	---	---	---	---	---	---	---	---	---	---	---	---	---	---	---	<5.0	---	---	---
Metals																				
Aluminum	mg/l	---	---	---	---	---	---	---	---	---	---	---	---	---	---	0.344	---	---	---	---
Antimony	mg/l	---	---	---	---	0.088	DIS	0.03	DIS	0.747	TRC	0.64	TRC	0.747	TRC	<0.00300	---	<0.00300	---	---
Arsenic	mg/l	0.2	TRC	0.44	DIS	0.34	DIS	0.15	DIS	0.03	TRC	0.08	TRC	0.28	TRC	<0.025	---	<0.025	---	---
Barium	mg/l	---	---	---	---	---	---	---	---	98	TRC	---	---	98	TRC	---	---	0.0145	---	---
Beryllium	mg/l	---	---	---	---	---	---	---	---	1.867	TRC	0.084	TRC	1.867	TRC	---	---	<0.00200	---	---
Boron	mg/l	---	---	---	---	---	---	---	---	186.667	TRC	---	---	186.667	TRC	---	---	<0.040	---	---
Cadmium	mg/l	0.05	---	0.009554	DIS	0.003297	DIS	0.000301	DIS	0.7	TRC	0.084	TRC	0.7	TRC	0.000070 j	---	<0.002000	---	---
Calcium	mg/l	---	---	---	---	---	---	---	---	---	---	---	---	---	---	---	---	11.50	---	---
Chromium	mg/l	1	---	---	---	---	---	---	---	---	---	---	---	---	---	---	---	<0.0060	---	---
Chromium, Hexavalent‡	mg/l	---	---	0.034	DIS	0.016	DIS	0.011	DIS	2.8	TRC	0.15	TRC	2.8	TRC	---	---	<0.0060	---	---
Chromium, Trivalent‡	mg/l	---	---	0.9192	TRC	0.274	TRC	0.0356	TRC	1400	TRC	75	TRC	1400	TRC	---	---	<0.0060	---	---
Cobalt	mg/l	---	---	---	---	---	---	---	---	---	---	---	---	---	---	<0.0060	---	---	---	---
Copper	mg/l	0.5	TRC	0.01	DIS	0.0058	DIS	0.0042	DIS	1.3	TRC	---	---	1.3	TRC	0.0215	---	0.0270	---	AZ Aquatic and Wildlife - Ephemeral Acute AZ Aquatic and Wildlife - Warm Water Acute AZ Aquatic and Wildlife - Warm Water Chronic
Iron	mg/l	---	---	---	---	---	---	1	DIS	---	---	---	---	---	---	0.174	---	---	---	---
Lead	mg/l	0.1	TRC	0.050865	DIS	0.024101	DIS	0.000939	DIS	0.015	TRC	---	---	0.015	TRC	0.000240 j	---	<0.003000	---	---
Magnesium	mg/l	---	---	---	---	---	---	---	---	---	---	---	---	---	---	---	---	2.950	---	---
Manganese	mg/l	---	---	---	---	---	---	---	---	130.667	---	---	---	130.667	---	0.0302	---	0.0323	---	---
Mercury	mg/l	0.01	TRC	0.005	DIS	0.0024	DIS	0.00001	DIS	0.28	TRC	---	---	0.28	TRC	---	<0.00020	---	---	AZ Aquatic and Wildlife - Warm Water Chronic*
Molybdenum	mg/l	---	---	---	---	---	---	---	---	---	---	---	---	---	---	<0.0080	---	---	---	---
Nickel	mg/l	---	---	1.95181	DIS	0.21978	DIS	0.02441	DIS	28	TRC	0.511	TRC	28	TRC	0.00137	---	<0.01000	---	---
Potassium	mg/l	---	---	---	---	---	---	---	---	---	---	---	---	---	---	---	---	2.28	---	---

Station Name	Oak Flat Tributary
Sample ID	RESE-1002205
Sample Date	12/9/2011 11:45:00 AM
Basin	Upper Queen Creek Watershed
Sub-basin	Oak Flat Tributary
QC Type	Original data

Surface Water Hydrochemical Data

MONTGOMERY & ASSOCIATES

Parameters and Constituents		Standards														Results				
Name	Units	AZ Agricultural Livestock Watering		AZ Aquatic and Wildlife - Ephemeral Acute		AZ Aquatic and Wildlife - Warm Water Acute		AZ Aquatic and Wildlife - Warm Water Chronic		AZ Full Body Contact		AZ Fish Consumption		AZ Partial Body Contact		Dissolved Results	Total Results	Total Recoverable Results	Field Results	Use Exceeded
		Standard	Fraction	Standard	Fraction	Standard	Fraction	Standard	Fraction	Standard	Fraction	Standard	Fraction	Standard	Fraction					
Metals																				
Selenium	mg/l	0.05	TRC	0.033	TRC	---	---	0.002	TRC	4.667	TRC	0.667	TRC	4.667	TRC	---	---	<0.00070	---	---
Silver	mg/l	---	---	0.000691	DIS	0.000691	DIS	---	---	4.667	TRC	8	TRC	4.667	TRC	<0.000100	---	<0.005000	---	---
Sodium	mg/l	---	---	---	---	---	---	---	---	---	---	---	---	---	---	---	---	6.97	---	---
Thallium	mg/l	---	---	---	---	0.7	DIS	0.15	DIS	0.075	TRC	0.001	TRC	0.075	TRC	<0.00100	---	<0.00100	---	AZ Fish Consumption*
Zinc	mg/l	25	TRC	0.5213	DIS	0.0549	DIS	0.0549	DIS	280	TRC	5.106	TRC	280	TRC	<0.0100	---	<0.0100	---	---

The hardness value used for calculation of hardness-dependent standards is the hardness of the sample itself, not the hardness of a receiving water.
* Detection limit exceeds standard
‡ For comparison only - no analysis exists

Station Name	Oak Flat Tributary
Sample ID	RESE-1002214
Sample Date	2/29/2012 10:25:00 AM
Basin	Upper Queen Creek Watershed
Sub-basin	Oak Flat Tributary
QC Type	Original data

Surface Water Hydrochemical Data

MONTGOMERY & ASSOCIATES

Parameters and Constituents		Standards														Results				
Name	Units	AZ Agricultural Livestock Watering		AZ Aquatic and Wildlife - Ephemeral Acute		AZ Aquatic and Wildlife - Warm Water Acute		AZ Aquatic and Wildlife - Warm Water Chronic		AZ Full Body Contact		AZ Fish Consumption		AZ Partial Body Contact		Dissolved Results	Total Results	Total Recoverable Results	Field Results	Use Exceeded
		Standard	Fraction	Standard	Fraction	Standard	Fraction	Standard	Fraction	Standard	Fraction	Standard	Fraction	Standard	Fraction					
Field Parameters																				
Dissolved oxygen	mg/l	---	---	---	---	6	---	6	---	---	---	---	---	---	---	---	---	---	8.91	---
Flow Rate	gallons/minute	---	---	---	---	---	---	---	---	---	---	---	---	---	---	---	---	---	4.0 j	---
pH (Field)	s.u.	6.5 - 9	---	6.5 - 9	---	6.5 - 9	---	6.5 - 9	---	6.5 - 9	---	---	---	6.5 - 9	---	---	---	---	8.29	---
Specific Conductance (Field)	uS/cm	---	---	---	---	---	---	---	---	---	---	---	---	---	---	---	---	---	122.50	---
Temperature (Field)	Deg C	---	---	---	---	---	---	---	---	---	---	---	---	---	---	---	---	---	9.00	---
Turbidity (Field)	NTUs	---	---	---	---	---	---	---	---	---	---	---	---	---	---	---	---	---	1.85	---
Inorganics																				
Alkalinity (as CaCO3)	mg/l	---	---	---	---	---	---	---	---	---	---	---	---	---	---	---	33.8	---	---	---
Bicarbonate (Calculated by M&A)	mg/l	---	---	---	---	---	---	---	---	---	---	---	---	---	---	---	41.2	---	---	---
Bicarbonate Alkalinity (as CaCO3)	mg/l	---	---	---	---	---	---	---	---	---	---	---	---	---	---	---	33.8	---	---	---
Bromide	mg/l	---	---	---	---	---	---	---	---	---	---	---	---	---	---	---	<0.100	---	---	---
Carbonate (Calculated by M&A)	mg/l	---	---	---	---	---	---	---	---	---	---	---	---	---	---	---	--	---	---	---
Carbonate Alkalinity (as CaCO3)	mg/l	---	---	---	---	---	---	---	---	---	---	---	---	---	---	---	<1.0	---	---	---
Chloride	mg/l	---	---	---	---	---	---	---	---	---	---	---	---	---	---	---	4.68	---	---	---
Fluoride	mg/l	---	---	---	---	---	---	---	---	140	---	---	---	140	---	---	0.160	---	---	---
Hardness (as CaCO3)	mg/l	---	---	---	---	---	---	---	---	---	---	---	---	---	---	---	---	45.0	---	---
Silica	mg/l	---	---	---	---	---	---	---	---	---	---	---	---	---	---	22.00	---	---	---	---
Sulfate	mg/l	---	---	---	---	---	---	---	---	---	---	---	---	---	---	---	17.80	---	---	---
Lab Parameters																				
Total Dissolved Solids (Laboratory)	mg/l	---	---	---	---	---	---	---	---	---	---	---	---	---	---	---	95	---	---	---
Total Suspended Solids	mg/l	---	---	---	---	---	---	---	---	---	---	---	---	---	---	---	6.0	---	---	---
Metals																				
Aluminum	mg/l	---	---	---	---	---	---	---	---	---	---	---	---	---	---	<0.080	---	---	---	---
Antimony	mg/l	---	---	---	---	0.088	DIS	0.03	DIS	0.747	TRC	0.64	TRC	0.747	TRC	<0.00300	---	<0.00300	---	---
Arsenic	mg/l	0.2	TRC	0.44	DIS	0.34	DIS	0.15	DIS	0.03	TRC	0.08	TRC	0.28	TRC	<0.025	---	<0.025	---	---
Barium	mg/l	---	---	---	---	---	---	---	---	98	TRC	---	---	98	TRC	---	---	0.0080	---	---
Beryllium	mg/l	---	---	---	---	---	---	---	---	1.867	TRC	0.084	TRC	1.867	TRC	---	---	<0.00200	---	---
Boron	mg/l	---	---	---	---	---	---	---	---	186.667	TRC	---	---	186.667	TRC	---	---	<0.040	---	---
Cadmium	mg/l	0.05	---	0.010486	DIS	0.003618	DIS	0.000322	DIS	0.7	TRC	0.084	TRC	0.7	TRC	0.000040 j	---	<0.002000	---	---
Calcium	mg/l	---	---	---	---	---	---	---	---	---	---	---	---	---	---	---	---	13.40	---	---
Chromium	mg/l	1	---	---	---	---	---	---	---	---	---	---	---	---	---	---	---	<0.0060	---	---
Chromium, Hexavalent‡	mg/l	---	---	0.034	DIS	0.016	DIS	0.011	DIS	2.8	TRC	0.15	TRC	2.8	TRC	---	---	<0.0060	---	---
Chromium, Trivalent‡	mg/l	---	---	0.994	TRC	0.2963	TRC	0.0385	TRC	1400	TRC	75	TRC	1400	TRC	---	---	<0.0060	---	---
Cobalt	mg/l	---	---	---	---	---	---	---	---	---	---	---	---	---	---	<0.0060	---	---	---	---
Copper	mg/l	0.5	TRC	0.011	DIS	0.0063	DIS	0.0045	DIS	1.3	TRC	---	---	1.3	TRC	0.0166	---	0.0200	---	AZ Aquatic and Wildlife - Ephemeral Acute AZ Aquatic and Wildlife - Warm Water Acute AZ Aquatic and Wildlife - Warm Water Chronic
Iron	mg/l	---	---	---	---	---	---	1	DIS	---	---	---	---	---	---	<0.060	---	---	---	---
Lead	mg/l	0.1	TRC	0.056574	DIS	0.026807	DIS	0.001045	DIS	0.015	TRC	---	---	0.015	TRC	0.000062 j	---	<0.003000	---	---
Magnesium	mg/l	---	---	---	---	---	---	---	---	---	---	---	---	---	---	---	---	2.790	---	---
Manganese	mg/l	---	---	---	---	---	---	---	---	130.667	---	---	---	130.667	---	0.0096	---	0.0106	---	---
Mercury	mg/l	0.01	TRC	0.005	DIS	0.0024	DIS	0.00001	DIS	0.28	TRC	---	---	0.28	TRC	---	<0.00020	---	---	AZ Aquatic and Wildlife - Warm Water Chronic*
Molybdenum	mg/l	---	---	---	---	---	---	---	---	---	---	---	---	---	---	<0.0080	---	---	---	---
Nickel	mg/l	---	---	2.11611	DIS	0.23828	DIS	0.02647	DIS	28	TRC	0.511	TRC	28	TRC	0.00136	---	<0.01000	---	---
Potassium	mg/l	---	---	---	---	---	---	---	---	---	---	---	---	---	---	---	---	1.89	---	---

Station Name	Oak Flat Tributary
Sample ID	RESE-1002214
Sample Date	2/29/2012 10:25:00 AM
Basin	Upper Queen Creek Watershed
Sub-basin	Oak Flat Tributary
QC Type	Original data

Surface Water Hydrochemical Data

MONTGOMERY & ASSOCIATES

Parameters and Constituents		Standards														Results				
Name	Units	AZ Agricultural Livestock Watering		AZ Aquatic and Wildlife - Ephemeral Acute		AZ Aquatic and Wildlife - Warm Water Acute		AZ Aquatic and Wildlife - Warm Water Chronic		AZ Full Body Contact		AZ Fish Consumption		AZ Partial Body Contact		Dissolved Results	Total Results	Total Recoverable Results	Field Results	Use Exceeded
		Standard	Fraction	Standard	Fraction	Standard	Fraction	Standard	Fraction	Standard	Fraction	Standard	Fraction	Standard	Fraction					
Metals																				
Selenium	mg/l	0.05	TRC	0.033	TRC	---	---	0.002	TRC	4.667	TRC	0.667	TRC	4.667	TRC	---	---	<0.00028	---	---
Silver	mg/l	---	---	0.000815	DIS	0.000815	DIS	---	---	4.667	TRC	8	TRC	4.667	TRC	<0.000100	---	<0.005000	---	---
Sodium	mg/l	---	---	---	---	---	---	---	---	---	---	---	---	---	---	---	---	6.23	---	---
Thallium	mg/l	---	---	---	---	0.7	DIS	0.15	DIS	0.075	TRC	0.001	TRC	0.075	TRC	<0.00100	---	<0.00100	---	AZ Fish Consumption*
Zinc	mg/l	25	TRC	0.5653	DIS	0.0596	DIS	0.0596	DIS	280	TRC	5.106	TRC	280	TRC	<0.0100	---	<0.0100	---	---

The hardness value used for calculation of hardness-dependent standards is the hardness of the sample itself, not the hardness of a receiving water.
* Detection limit exceeds standard
‡ For comparison only - no analysis exists

Station Name	Oak Flat Tributary
Sample ID	RESE-1003060
Sample Date	8/23/2012 12:00:00 PM
Basin	Upper Queen Creek Watershed
Sub-basin	Oak Flat Tributary
QC Type	Original data

Surface Water Hydrochemical Data

MONTGOMERY & ASSOCIATES

Parameters and Constituents		Standards														Results				
Name	Units	AZ Agricultural Livestock Watering		AZ Aquatic and Wildlife - Ephemeral Acute		AZ Aquatic and Wildlife - Warm Water Acute		AZ Aquatic and Wildlife - Warm Water Chronic		AZ Full Body Contact		AZ Fish Consumption		AZ Partial Body Contact		Dissolved Results	Total Results	Total Recoverable Results	Field Results	Use Exceeded
		Standard	Fraction	Standard	Fraction	Standard	Fraction	Standard	Fraction	Standard	Fraction	Standard	Fraction	Standard	Fraction					
Field Parameters																				
Dissolved oxygen	mg/l	---	---	---	---	6	---	6	---	---	---	---	---	---	---	---	---	---	4.96	AZ Aquatic and Wildlife - Warm Water Acute† AZ Aquatic and Wildlife - Warm Water Chronic†
pH (Field)	s.u.	6.5 - 9	---	6.5 - 9	---	6.5 - 9	---	6.5 - 9	---	6.5 - 9	---	---	---	6.5 - 9	---	---	---	---	7.78	---
Specific Conductance (Field)	uS/cm	---	---	---	---	---	---	---	---	---	---	---	---	---	---	---	---	---	r	---
Temperature (Field)	Deg C	---	---	---	---	---	---	---	---	---	---	---	---	---	---	---	---	---	26.67	---
Turbidity (Field)	NTUs	---	---	---	---	---	---	---	---	---	---	---	---	---	---	---	---	---	4.18	---
Inorganics																				
Alkalinity (as CaCO3)	mg/l	---	---	---	---	---	---	---	---	---	---	---	---	---	---	---	4.0	---	---	---
Bicarbonate (Calculated by M&A)	mg/l	---	---	---	---	---	---	---	---	---	---	---	---	---	---	---	4.9	---	---	---
Bicarbonate Alkalinity (as CaCO3)	mg/l	---	---	---	---	---	---	---	---	---	---	---	---	---	---	---	4.0	---	---	---
Bromide	mg/l	---	---	---	---	---	---	---	---	---	---	---	---	---	---	---	<0.100	---	---	---
Carbonate (Calculated by M&A)	mg/l	---	---	---	---	---	---	---	---	---	---	---	---	---	---	---	--	---	---	---
Carbonate Alkalinity (as CaCO3)	mg/l	---	---	---	---	---	---	---	---	---	---	---	---	---	---	---	<1.0	---	---	---
Chloride	mg/l	---	---	---	---	---	---	---	---	---	---	---	---	---	---	---	1.49	---	---	---
Fluoride	mg/l	---	---	---	---	---	---	---	---	140	---	---	---	140	---	---	0.110	---	---	---
Hardness (as CaCO3)	mg/l	---	---	---	---	---	---	---	---	---	---	---	---	---	---	---	---	13.7	---	---
Silica	mg/l	---	---	---	---	---	---	---	---	---	---	---	---	---	---	14.10	---	---	---	---
Sulfate	mg/l	---	---	---	---	---	---	---	---	---	---	---	---	---	---	---	7.74	---	---	---
Lab Parameters																				
Total Dissolved Solids (Laboratory)	mg/l	---	---	---	---	---	---	---	---	---	---	---	---	---	---	---	71	---	---	---
Total Suspended Solids	mg/l	---	---	---	---	---	---	---	---	---	---	---	---	---	---	---	26.0	---	---	---
Metals																				
Aluminum	mg/l	---	---	---	---	---	---	---	---	---	---	---	---	---	---	0.238	---	---	---	---
Antimony	mg/l	---	---	---	---	0.088	DIS	0.03	DIS	0.747	TRC	0.64	TRC	0.747	TRC	<0.00300	---	<0.00300	---	---
Arsenic	mg/l	0.2	TRC	0.44	DIS	0.34	DIS	0.15	DIS	0.03	TRC	0.08	TRC	0.28	TRC	0.033	---	0.034	---	AZ Full Body Contact
Barium	mg/l	---	---	---	---	---	---	---	---	98	TRC	---	---	98	TRC	---	---	0.0139	---	---
Beryllium	mg/l	---	---	---	---	---	---	---	---	1.867	TRC	0.084	TRC	1.867	TRC	---	---	<0.00200	---	---
Boron	mg/l	---	---	---	---	---	---	---	---	186.667	TRC	---	---	186.667	TRC	---	---	<0.040	---	---
Cadmium	mg/l	0.05	---	0.003289	DIS	0.001135	DIS	0.00014	DIS	0.7	TRC	0.084	TRC	0.7	TRC	0.000160 j	---	<0.002000	---	AZ Aquatic and Wildlife - Warm Water Chronic
Calcium	mg/l	---	---	---	---	---	---	---	---	---	---	---	---	---	---	---	---	3.99	---	---
Chromium	mg/l	1	---	---	---	---	---	---	---	---	---	---	---	---	---	---	---	<0.0060	---	---
Chromium, Hexavalent‡	mg/l	---	---	0.034	DIS	0.016	DIS	0.011	DIS	2.8	TRC	0.15	TRC	2.8	TRC	---	---	<0.0060	---	---
Chromium, Trivalent‡	mg/l	---	---	0.3753	TRC	0.1119	TRC	0.0146	TRC	1400	TRC	75	TRC	1400	TRC	---	---	<0.0060	---	---
Cobalt	mg/l	---	---	---	---	---	---	---	---	---	---	---	---	---	---	<0.0060	---	---	---	---
Copper	mg/l	0.5	TRC	0.0036	DIS	0.0021	DIS	0.0016	DIS	1.3	TRC	---	---	1.3	TRC	0.0570	---	0.0620	---	AZ Aquatic and Wildlife - Ephemeral Acute AZ Aquatic and Wildlife - Warm Water Acute AZ Aquatic and Wildlife - Warm Water Chronic
Iron	mg/l	---	---	---	---	---	---	1	DIS	---	---	---	---	---	---	0.084	---	---	---	---
Lead	mg/l	0.1	TRC	0.014826	DIS	0.007025	DIS	0.000274	DIS	0.015	TRC	---	---	0.015	TRC	0.000624 j	---	<0.003000	---	AZ Aquatic and Wildlife - Warm Water Chronic
Magnesium	mg/l	---	---	---	---	---	---	---	---	---	---	---	---	---	---	---	---	0.917	---	---
Manganese	mg/l	---	---	---	---	---	---	---	---	130.667	---	---	---	130.667	---	0.0495	---	0.0548	---	---
Mercury	mg/l	0.01	TRC	0.005	DIS	0.0024	DIS	0.00001	DIS	0.28	TRC	---	---	0.28	TRC	---	<0.00020	---	---	AZ Aquatic and Wildlife - Warm Water Chronic*
Molybdenum	mg/l	---	---	---	---	---	---	---	---	---	---	---	---	---	---	<0.0080	---	---	---	---
Nickel	mg/l	---	---	0.77372	DIS	0.08712	DIS	0.00968	DIS	28	TRC	0.511	TRC	28	TRC	<0.00100	---	<0.01000	---	---
Potassium	mg/l	---	---	---	---	---	---	---	---	---	---	---	---	---	---	---	---	2.24	---	---
Selenium	mg/l	0.05	TRC	0.033	TRC	---	---	0.002	TRC	4.667	TRC	0.667	TRC	4.667	TRC	---	---	<0.00028	---	---

Station Name	Oak Flat Tributary
Sample ID	RESE-1003060
Sample Date	8/23/2012 12:00:00 PM
Basin	Upper Queen Creek Watershed
Sub-basin	Oak Flat Tributary
QC Type	Original data

Surface Water Hydrochemical Data

MONTGOMERY & ASSOCIATES

Parameters and Constituents		Standards														Results				
Name	Units	AZ Agricultural Livestock Watering		AZ Aquatic and Wildlife - Ephemeral Acute		AZ Aquatic and Wildlife - Warm Water Acute		AZ Aquatic and Wildlife - Warm Water Chronic		AZ Full Body Contact		AZ Fish Consumption		AZ Partial Body Contact		Dissolved Results	Total Results	Total Recoverable Results	Field Results	Use Exceeded
		Standard	Fraction	Standard	Fraction	Standard	Fraction	Standard	Fraction	Standard	Fraction	Standard	Fraction	Standard	Fraction					
Metals																				
Silver	mg/l	---	---	0.000105	DIS	0.000105	DIS	---	---	4.667	TRC	8	TRC	4.667	TRC	<0.000100	---	<0.005000	---	---
Sodium	mg/l	---	---	---	---	---	---	---	---	---	---	---	---	---	---	---	---	2.89	---	---
Thallium	mg/l	---	---	---	---	0.7	DIS	0.15	DIS	0.075	TRC	0.001	TRC	0.075	TRC	<0.00100	---	<0.00100	---	AZ Fish Consumption*
Zinc	mg/l	25	TRC	0.2064	DIS	0.0217	DIS	0.0217	DIS	280	TRC	5.106	TRC	280	TRC	0.0117	---	<0.0100	---	---

The hardness value used for calculation of hardness-dependent standards is the hardness of the sample itself, not the hardness of a receiving water.
* Detection limit exceeds standard
† Exceedance is considered less than regulatory limit
‡ For comparison only - no analysis exists

Station Name	Oak Flat Tributary
Sample ID	RESE-1003063
Sample Date	11/12/2012 2:15:00 PM
Basin	Upper Queen Creek Watershed
Sub-basin	Oak Flat Tributary
QC Type	Original data

Surface Water Hydrochemical Data

MONTGOMERY & ASSOCIATES

Parameters and Constituents		Standards														Results				
Name	Units	AZ Agricultural Livestock Watering		AZ Aquatic and Wildlife - Ephemeral Acute		AZ Aquatic and Wildlife - Warm Water Acute		AZ Aquatic and Wildlife - Warm Water Chronic		AZ Full Body Contact		AZ Fish Consumption		AZ Partial Body Contact		Dissolved Results	Total Results	Total Recoverable Results	Field Results	Use Exceeded
		Standard	Fraction	Standard	Fraction	Standard	Fraction	Standard	Fraction	Standard	Fraction	Standard	Fraction	Standard	Fraction					
Field Parameters																				
Dissolved oxygen	mg/l	---	---	---	---	6	---	6	---	---	---	---	---	---	---	---	---	---	8.20	---
Flow Rate	gallons/minute	---	---	---	---	---	---	---	---	---	---	---	---	---	---	---	---	---	0.0	---
pH (Field)	s.u.	6.5 - 9	---	6.5 - 9	---	6.5 - 9	---	6.5 - 9	---	6.5 - 9	---	---	---	6.5 - 9	---	---	---	---	6.36	AZ Agricultural Livestock Watering AZ Aquatic and Wildlife - Ephemeral Acute AZ Aquatic and Wildlife - Warm Water Acute AZ Aquatic and Wildlife - Warm Water Chronic AZ Full Body Contact AZ Partial Body Contact
Specific Conductance (Field)	uS/cm	---	---	---	---	---	---	---	---	---	---	---	---	---	---	---	---	---	62.30	---
Temperature (Field)	Deg C	---	---	---	---	---	---	---	---	---	---	---	---	---	---	---	---	---	12.80	---
Turbidity (Field)	NTUs	---	---	---	---	---	---	---	---	---	---	---	---	---	---	---	---	---	18.00	---
Inorganics																				
Alkalinity (as CaCO3)	mg/l	---	---	---	---	---	---	---	---	---	---	---	---	---	---	---	4.4	---	---	---
Bicarbonate (Calculated by M&A)	mg/l	---	---	---	---	---	---	---	---	---	---	---	---	---	---	---	5.4	---	---	---
Bicarbonate Alkalinity (as CaCO3)	mg/l	---	---	---	---	---	---	---	---	---	---	---	---	---	---	---	4.4	---	---	---
Bromide	mg/l	---	---	---	---	---	---	---	---	---	---	---	---	---	---	---	<0.100	---	---	---
Carbonate (Calculated by M&A)	mg/l	---	---	---	---	---	---	---	---	---	---	---	---	---	---	---	--	---	---	---
Carbonate Alkalinity (as CaCO3)	mg/l	---	---	---	---	---	---	---	---	---	---	---	---	---	---	---	<1.0	---	---	---
Chloride	mg/l	---	---	---	---	---	---	---	---	---	---	---	---	---	---	---	2.74	---	---	---
Fluoride	mg/l	---	---	---	---	---	---	---	---	140	---	---	---	140	---	---	0.110	---	---	---
Hardness (as CaCO3)	mg/l	---	---	---	---	---	---	---	---	---	---	---	---	---	---	---	---	20.4	---	---
Silica	mg/l	---	---	---	---	---	---	---	---	---	---	---	---	---	---	4.96	---	---	---	---
Sulfate	mg/l	---	---	---	---	---	---	---	---	---	---	---	---	---	---	---	10.10	---	---	---
Lab Parameters																				
Total Dissolved Solids (Laboratory)	mg/l	---	---	---	---	---	---	---	---	---	---	---	---	---	---	---	42	---	---	---
Total Suspended Solids	mg/l	---	---	---	---	---	---	---	---	---	---	---	---	---	---	---	5.0	---	---	---
Metals																				
Aluminum	mg/l	---	---	---	---	---	---	---	---	---	---	---	---	---	---	<0.080	---	---	---	---
Antimony	mg/l	---	---	---	---	0.088	DIS	0.03	DIS	0.747	TRC	0.64	TRC	0.747	TRC	<0.00300	---	<0.00300	---	---
Arsenic	mg/l	0.2	TRC	0.44	DIS	0.34	DIS	0.15	DIS	0.03	TRC	0.08	TRC	0.28	TRC	<0.025	---	<0.025	---	---
Barium	mg/l	---	---	---	---	---	---	---	---	98	TRC	---	---	98	TRC	---	---	0.0114	---	---
Beryllium	mg/l	---	---	---	---	---	---	---	---	1.867	TRC	0.084	TRC	1.867	TRC	---	---	<0.00200	---	---
Boron	mg/l	---	---	---	---	---	---	---	---	186.667	TRC	---	---	186.667	TRC	---	---	<0.040	---	---
Cadmium	mg/l	0.05	---	0.00485	DIS	0.001674	DIS	0.000186	DIS	0.7	TRC	0.084	TRC	0.7	TRC	0.000110 j	---	<0.002000	---	---
Calcium	mg/l	---	---	---	---	---	---	---	---	---	---	---	---	---	---	---	---	5.61	---	---
Chromium	mg/l	1	---	---	---	---	---	---	---	---	---	---	---	---	---	---	---	<0.0060	---	---
Chromium, Hexavalent‡	mg/l	---	---	0.034	DIS	0.016	DIS	0.011	DIS	2.8	TRC	0.15	TRC	2.8	TRC	---	---	<0.0060	---	---
Chromium, Trivalent‡	mg/l	---	---	0.52	TRC	0.155	TRC	0.0202	TRC	1400	TRC	75	TRC	1400	TRC	---	---	<0.0060	---	---
Cobalt	mg/l	---	---	---	---	---	---	---	---	---	---	---	---	---	---	<0.0060	---	---	---	---
Copper	mg/l	0.5	TRC	0.0052	DIS	0.003	DIS	0.0023	DIS	1.3	TRC	---	---	1.3	TRC	0.0293	---	0.0380	---	AZ Aquatic and Wildlife - Ephemeral Acute AZ Aquatic and Wildlife - Warm Water Acute AZ Aquatic and Wildlife - Warm Water Chronic
Iron	mg/l	---	---	---	---	---	---	1	DIS	---	---	---	---	---	---	<0.060	---	---	---	---
Lead	mg/l	0.1	TRC	0.023291	DIS	0.011036	DIS	0.00043	DIS	0.015	TRC	---	---	0.015	TRC	0.000480 j	---	<0.003000	---	AZ Aquatic and Wildlife - Warm Water Chronic
Magnesium	mg/l	---	---	---	---	---	---	---	---	---	---	---	---	---	---	---	---	1.560	---	---

Station Name	Oak Flat Tributary
Sample ID	RESE-1003063
Sample Date	11/12/2012 2:15:00 PM
Basin	Upper Queen Creek Watershed
Sub-basin	Oak Flat Tributary
QC Type	Original data

Surface Water Hydrochemical Data

MONTGOMERY & ASSOCIATES

Parameters and Constituents		Standards														Results				
Name	Units	AZ Agricultural Livestock Watering		AZ Aquatic and Wildlife - Ephemeral Acute		AZ Aquatic and Wildlife - Warm Water Acute		AZ Aquatic and Wildlife - Warm Water Chronic		AZ Full Body Contact		AZ Fish Consumption		AZ Partial Body Contact		Dissolved Results	Total Results	Total Recoverable Results	Field Results	Use Exceeded
		Standard	Fraction	Standard	Fraction	Standard	Fraction	Standard	Fraction	Standard	Fraction	Standard	Fraction	Standard	Fraction					
Metals																				
Manganese	mg/l	---	---	---	---	---	---	---	---	130.667	---	---	---	130.667	---	0.1290	---	0.1620	---	---
Mercury	mg/l	0.01	TRC	0.005	DIS	0.0024	DIS	0.00001	DIS	0.28	TRC	---	---	0.28	TRC	---	<0.00020	---	---	AZ Aquatic and Wildlife - Warm Water Chronic*
Molybdenum	mg/l	---	---	---	---	---	---	---	---	---	---	---	---	---	---	<0.0080	---	---	---	---
Nickel	mg/l	---	---	1.0836	DIS	0.12201	DIS	0.01355	DIS	28	TRC	0.511	TRC	28	TRC	0.00126	---	<0.01000	---	---
Potassium	mg/l	---	---	---	---	---	---	---	---	---	---	---	---	---	---	---	---	2.63	---	---
Selenium	mg/l	0.05	TRC	0.033	TRC	---	---	0.002	TRC	4.667	TRC	0.667	TRC	4.667	TRC	---	---	0.00030 jd	---	---
Silver	mg/l	---	---	0.000209	DIS	0.000209	DIS	---	---	4.667	TRC	8	TRC	4.667	TRC	<0.000100	---	<0.005000	---	---
Sodium	mg/l	---	---	---	---	---	---	---	---	---	---	---	---	---	---	---	---	2.97	---	---
Thallium	mg/l	---	---	---	---	0.7	DIS	0.15	DIS	0.075	TRC	0.001	TRC	0.075	TRC	<0.00100	---	<0.00100	---	AZ Fish Consumption*
Zinc	mg/l	25	TRC	0.2892	DIS	0.0305	DIS	0.0305	DIS	280	TRC	5.106	TRC	280	TRC	<0.0100	---	0.0118	---	---

The hardness value used for calculation of hardness-dependent standards is the hardness of the sample itself, not the hardness of a receiving water.
* Detection limit exceeds standard
‡ For comparison only - no analysis exists

Station Name	Oak Flat Tributary
Sample ID	RESE-1003071
Sample Date	12/17/2012 12:40:00 PM
Basin	Upper Queen Creek Watershed
Sub-basin	Oak Flat Tributary
QC Type	Original data

Surface Water Hydrochemical Data

MONTGOMERY & ASSOCIATES

Parameters and Constituents		Standards														Results				
Name	Units	AZ Agricultural Livestock Watering		AZ Aquatic and Wildlife - Ephemeral Acute		AZ Aquatic and Wildlife - Warm Water Acute		AZ Aquatic and Wildlife - Warm Water Chronic		AZ Full Body Contact		AZ Fish Consumption		AZ Partial Body Contact		Dissolved Results	Total Results	Total Recoverable Results	Field Results	Use Exceeded
		Standard	Fraction	Standard	Fraction	Standard	Fraction	Standard	Fraction	Standard	Fraction	Standard	Fraction	Standard	Fraction					
Field Parameters																				
Dissolved oxygen	mg/l	---	---	---	---	6	---	6	---	---	---	---	---	---	---	---	---	---	9.36	---
Flow Rate	gallons/minute	---	---	---	---	---	---	---	---	---	---	---	---	---	---	---	---	---	117.0	---
pH (Field)	s.u.	6.5 - 9	---	6.5 - 9	---	6.5 - 9	---	6.5 - 9	---	6.5 - 9	---	---	---	6.5 - 9	---	---	---	---	8.02	---
Specific Conductance (Field)	uS/cm	---	---	---	---	---	---	---	---	---	---	---	---	---	---	---	---	---	62.00	---
Temperature (Field)	Deg C	---	---	---	---	---	---	---	---	---	---	---	---	---	---	---	---	---	8.27	---
Inorganics																				
Alkalinity (as CaCO3)	mg/l	---	---	---	---	---	---	---	---	---	---	---	---	---	---	---	11.2	---	---	---
Bicarbonate (Calculated by M&A)	mg/l	---	---	---	---	---	---	---	---	---	---	---	---	---	---	---	13.7	---	---	---
Bicarbonate Alkalinity (as CaCO3)	mg/l	---	---	---	---	---	---	---	---	---	---	---	---	---	---	---	11.2	---	---	---
Bromide	mg/l	---	---	---	---	---	---	---	---	---	---	---	---	---	---	---	<0.100	---	---	---
Carbonate (Calculated by M&A)	mg/l	---	---	---	---	---	---	---	---	---	---	---	---	---	---	---	--	---	---	---
Carbonate Alkalinity (as CaCO3)	mg/l	---	---	---	---	---	---	---	---	---	---	---	---	---	---	---	<1.0	---	---	---
Chloride	mg/l	---	---	---	---	---	---	---	---	---	---	---	---	---	---	---	4.15	---	---	---
Fluoride	mg/l	---	---	---	---	---	---	---	---	140	---	---	---	140	---	---	0.200	---	---	---
Hardness (as CaCO3)	mg/l	---	---	---	---	---	---	---	---	---	---	---	---	---	---	---	---	34.6	---	---
Silica	mg/l	---	---	---	---	---	---	---	---	---	---	---	---	---	---	16.60	---	---	---	---
Sulfate	mg/l	---	---	---	---	---	---	---	---	---	---	---	---	---	---	---	17.50	---	---	---
Lab Parameters																				
Total Dissolved Solids (Laboratory)	mg/l	---	---	---	---	---	---	---	---	---	---	---	---	---	---	---	112	---	---	---
Total Suspended Solids	mg/l	---	---	---	---	---	---	---	---	---	---	---	---	---	---	---	<5.0	---	---	---
Metals																				
Aluminum	mg/l	---	---	---	---	---	---	---	---	---	---	---	---	---	---	0.137	---	---	---	---
Antimony	mg/l	---	---	---	---	0.088	DIS	0.03	DIS	0.747	TRC	0.64	TRC	0.747	TRC	<0.00300	---	<0.00300	---	---
Arsenic	mg/l	0.2	TRC	0.44	DIS	0.34	DIS	0.15	DIS	0.03	TRC	0.08	TRC	0.28	TRC	<0.025	---	<0.025	---	---
Barium	mg/l	---	---	---	---	---	---	---	---	98	TRC	---	---	98	TRC	---	---	0.0130	---	---
Beryllium	mg/l	---	---	---	---	---	---	---	---	1.867	TRC	0.084	TRC	1.867	TRC	---	---	<0.00200	---	---
Boron	mg/l	---	---	---	---	---	---	---	---	186.667	TRC	---	---	186.667	TRC	---	---	<0.040	---	---
Cadmium	mg/l	0.05	---	0.008117	DIS	0.002801	DIS	0.000268	DIS	0.7	TRC	0.084	TRC	0.7	TRC	0.000050 j	---	<0.002000	---	---
Calcium	mg/l	---	---	---	---	---	---	---	---	---	---	---	---	---	---	---	---	10.30	---	---
Chromium	mg/l	1	---	---	---	---	---	---	---	---	---	---	---	---	---	---	---	<0.0060	---	---
Chromium, Hexavalent‡	mg/l	---	---	0.034	DIS	0.016	DIS	0.011	DIS	2.8	TRC	0.15	TRC	2.8	TRC	---	---	<0.0060	---	---
Chromium, Trivalent‡	mg/l	---	---	0.8015	TRC	0.2389	TRC	0.0311	TRC	1400	TRC	75	TRC	1400	TRC	---	---	<0.0060	---	---
Cobalt	mg/l	---	---	---	---	---	---	---	---	---	---	---	---	---	---	<0.0060	---	---	---	---
Copper	mg/l	0.5	TRC	0.0086	DIS	0.0049	DIS	0.0036	DIS	1.3	TRC	---	---	1.3	TRC	0.0402	---	0.0420	---	AZ Aquatic and Wildlife - Ephemeral Acute AZ Aquatic and Wildlife - Warm Water Acute AZ Aquatic and Wildlife - Warm Water Chronic
Iron	mg/l	---	---	---	---	---	---	1	DIS	---	---	---	---	---	---	0.084	---	---	---	---
Lead	mg/l	0.1	TRC	0.042197	DIS	0.019994	DIS	0.000779	DIS	0.015	TRC	---	---	0.015	TRC	0.000524 j	---	<0.003000	---	---
Magnesium	mg/l	---	---	---	---	---	---	---	---	---	---	---	---	---	---	---	---	2.180	---	---
Manganese	mg/l	---	---	---	---	---	---	---	---	130.667	---	---	---	130.667	---	0.0089	---	0.0151	---	---
Mercury	mg/l	0.01	TRC	0.005	DIS	0.0024	DIS	0.00001	DIS	0.28	TRC	---	---	0.28	TRC	---	<0.00020	---	---	AZ Aquatic and Wildlife - Warm Water Chronic*
Molybdenum	mg/l	---	---	---	---	---	---	---	---	---	---	---	---	---	---	<0.0080	---	---	---	---
Nickel	mg/l	---	---	1.69425	DIS	0.19078	DIS	0.02119	DIS	28	TRC	0.511	TRC	28	TRC	0.00141	---	<0.01000	---	---
Potassium	mg/l	---	---	---	---	---	---	---	---	---	---	---	---	---	---	---	---	2.35	---	---
Selenium	mg/l	0.05	TRC	0.033	TRC	---	---	0.002	TRC	4.667	TRC	0.667	TRC	4.667	TRC	---	---	0.00054 jd	---	---

Surface Water Hydrochemical Data

Station Name	Oak Flat Tributary
Sample ID	RESE-1003071
Sample Date	12/17/2012 12:40:00 PM
Basin	Upper Queen Creek Watershed
Sub-basin	Oak Flat Tributary
QC Type	Original data

Parameters and Constituents		Standards														Results				
Name	Units	AZ Agricultural Livestock Watering		AZ Aquatic and Wildlife - Ephemeral Acute		AZ Aquatic and Wildlife - Warm Water Acute		AZ Aquatic and Wildlife - Warm Water Chronic		AZ Full Body Contact		AZ Fish Consumption		AZ Partial Body Contact		Dissolved Results	Total Results	Total Recoverable Results	Field Results	Use Exceeded
		Standard	Fraction	Standard	Fraction	Standard	Fraction	Standard	Fraction	Standard	Fraction	Standard	Fraction	Standard	Fraction					
Metals																				
Silver	mg/l	---	---	0.000518	DIS	0.000518	DIS	---	---	4.667	TRC	8	TRC	4.667	TRC	<0.000100	---	<0.005000	---	---
Sodium	mg/l	---	---	---	---	---	---	---	---	---	---	---	---	---	---	---	---	5.01	---	---
Thallium	mg/l	---	---	---	---	0.7	DIS	0.15	DIS	0.075	TRC	0.001	TRC	0.075	TRC	<0.00100	---	<0.00100	---	AZ Fish Consumption*
Zinc	mg/l	25	TRC	0.4524	DIS	0.0477	DIS	0.0477	DIS	280	TRC	5.106	TRC	280	TRC	<0.0100	---	<0.0100	---	---

The hardness value used for calculation of hardness-dependent standards is the hardness of the sample itself, not the hardness of a receiving water.
* Detection limit exceeds standard
‡ For comparison only - no analysis exists

Station Name	Oak Flat Tributary
Sample ID	RESE-1003074
Sample Date	1/29/2013 11:50:00 AM
Basin	Upper Queen Creek Watershed
Sub-basin	Oak Flat Tributary
QC Type	Original data

Surface Water Hydrochemical Data

MONTGOMERY & ASSOCIATES

Parameters and Constituents		Standards														Results				
Name	Units	AZ Agricultural Livestock Watering		AZ Aquatic and Wildlife - Ephemeral Acute		AZ Aquatic and Wildlife - Warm Water Acute		AZ Aquatic and Wildlife - Warm Water Chronic		AZ Full Body Contact		AZ Fish Consumption		AZ Partial Body Contact		Dissolved Results	Total Results	Total Recoverable Results	Field Results	Use Exceeded
		Standard	Fraction	Standard	Fraction	Standard	Fraction	Standard	Fraction	Standard	Fraction	Standard	Fraction	Standard	Fraction					
Field Parameters																				
Flow Rate	gallons/minute	---	---	---	---	---	---	---	---	---	---	---	---	---	---	---	---	---	224.0	---
pH (Field)	s.u.	6.5 - 9	---	6.5 - 9	---	6.5 - 9	---	6.5 - 9	---	6.5 - 9	---	---	---	6.5 - 9	---	---	---	---	7.41	---
Temperature (Field)	Deg C	---	---	---	---	---	---	---	---	---	---	---	---	---	---	---	---	---	6.90	---
Inorganics																				
Alkalinity (as CaCO3)	mg/l	---	---	---	---	---	---	---	---	---	---	---	---	---	---	---	14.1	---	---	---
Bicarbonate (Calculated by M&A)	mg/l	---	---	---	---	---	---	---	---	---	---	---	---	---	---	---	17.2	---	---	---
Bicarbonate Alkalinity (as CaCO3)	mg/l	---	---	---	---	---	---	---	---	---	---	---	---	---	---	---	14.1	---	---	---
Bromide	mg/l	---	---	---	---	---	---	---	---	---	---	---	---	---	---	---	<0.100	---	---	---
Carbonate (Calculated by M&A)	mg/l	---	---	---	---	---	---	---	---	---	---	---	---	---	---	---	--	---	---	---
Carbonate Alkalinity (as CaCO3)	mg/l	---	---	---	---	---	---	---	---	---	---	---	---	---	---	---	<1.0	---	---	---
Chloride	mg/l	---	---	---	---	---	---	---	---	---	---	---	---	---	---	---	4.45	---	---	---
Fluoride	mg/l	---	---	---	---	---	---	---	---	140	---	---	---	140	---	---	0.100	---	---	---
Hardness (as CaCO3)	mg/l	---	---	---	---	---	---	---	---	---	---	---	---	---	---	---	---	33.4	---	---
Silica	mg/l	---	---	---	---	---	---	---	---	---	---	---	---	---	---	21.60	---	---	---	---
Sulfate	mg/l	---	---	---	---	---	---	---	---	---	---	---	---	---	---	---	14.60	---	---	---
Lab Parameters																				
Total Dissolved Solids (Laboratory)	mg/l	---	---	---	---	---	---	---	---	---	---	---	---	---	---	---	106	---	---	---
Total Suspended Solids	mg/l	---	---	---	---	---	---	---	---	---	---	---	---	---	---	---	5.0	---	---	---
Metals																				
Aluminum	mg/l	---	---	---	---	---	---	---	---	---	---	---	---	---	---	0.200	---	---	---	---
Antimony	mg/l	---	---	---	---	0.088	DIS	0.03	DIS	0.747	TRC	0.64	TRC	0.747	TRC	<0.00300	---	<0.00300	---	---
Arsenic	mg/l	0.2	TRC	0.44	DIS	0.34	DIS	0.15	DIS	0.03	TRC	0.08	TRC	0.28	TRC	<0.025	---	<0.025	---	---
Barium	mg/l	---	---	---	---	---	---	---	---	98	TRC	---	---	98	TRC	---	---	0.0185	---	---
Beryllium	mg/l	---	---	---	---	---	---	---	---	1.867	TRC	0.084	TRC	1.867	TRC	---	---	<0.00200	---	---
Boron	mg/l	---	---	---	---	---	---	---	---	186.667	TRC	---	---	186.667	TRC	---	---	<0.040	---	---
Cadmium	mg/l	0.05	---	0.007843	DIS	0.002706	DIS	0.000262	DIS	0.7	TRC	0.084	TRC	0.7	TRC	0.000070 j	---	<0.002000	---	---
Calcium	mg/l	---	---	---	---	---	---	---	---	---	---	---	---	---	---	---	---	9.95	---	---
Chromium	mg/l	1	---	---	---	---	---	---	---	---	---	---	---	---	---	---	---	<0.0060	---	---
Chromium, Hexavalent‡	mg/l	---	---	0.034	DIS	0.016	DIS	0.011	DIS	2.8	TRC	0.15	TRC	2.8	TRC	---	---	<0.0060	---	---
Chromium, Trivalent‡	mg/l	---	---	0.7787	TRC	0.2321	TRC	0.0302	TRC	1400	TRC	75	TRC	1400	TRC	---	---	<0.0060	---	---
Cobalt	mg/l	---	---	---	---	---	---	---	---	---	---	---	---	---	---	<0.0060	---	---	---	---
Copper	mg/l	0.5	TRC	0.0083	DIS	0.0048	DIS	0.0035	DIS	1.3	TRC	---	---	1.3	TRC	0.0421	---	0.0480	---	AZ Aquatic and Wildlife - Ephemeral Acute AZ Aquatic and Wildlife - Warm Water Acute AZ Aquatic and Wildlife - Warm Water Chronic
Iron	mg/l	---	---	---	---	---	---	1	DIS	---	---	---	---	---	---	0.092	---	---	---	---
Lead	mg/l	0.1	TRC	0.040562	DIS	0.01922	DIS	0.000749	DIS	0.015	TRC	---	---	0.015	TRC	0.000472 j	---	<0.003000	---	---
Magnesium	mg/l	---	---	---	---	---	---	---	---	---	---	---	---	---	---	---	---	2.070	---	---
Manganese	mg/l	---	---	---	---	---	---	---	---	130.667	---	---	---	130.667	---	0.0096	---	0.0184	---	---
Mercury	mg/l	0.01	TRC	0.005	DIS	0.0024	DIS	0.00001	DIS	0.28	TRC	---	---	0.28	TRC	---	<0.00020	---	---	AZ Aquatic and Wildlife - Warm Water Chronic*
Molybdenum	mg/l	---	---	---	---	---	---	---	---	---	---	---	---	---	---	<0.0080	---	---	---	---
Nickel	mg/l	---	---	1.64441	DIS	0.18516	DIS	0.02057	DIS	28	TRC	0.511	TRC	28	TRC	0.00171	---	<0.01000	---	---
Potassium	mg/l	---	---	---	---	---	---	---	---	---	---	---	---	---	---	---	---	2.09	---	---
Selenium	mg/l	0.05	TRC	0.033	TRC	---	---	0.002	TRC	4.667	TRC	0.667	TRC	4.667	TRC	---	---	0.00046 jd	---	---
Silver	mg/l	---	---	0.000488	DIS	0.000488	DIS	---	---	4.667	TRC	8	TRC	4.667	TRC	<0.000100	---	<0.005000	---	---
Sodium	mg/l	---	---	---	---	---	---	---	---	---	---	---	---	---	---	---	---	5.60	---	---

Station Name	Oak Flat Tributary
Sample ID	RESE-1003074
Sample Date	1/29/2013 11:50:00 AM
Basin	Upper Queen Creek Watershed
Sub-basin	Oak Flat Tributary
QC Type	Original data

Surface Water Hydrochemical Data

MONTGOMERY & ASSOCIATES

Parameters and Constituents		Standards														Results				
Name	Units	AZ Agricultural Livestock Watering		AZ Aquatic and Wildlife - Ephemeral Acute		AZ Aquatic and Wildlife - Warm Water Acute		AZ Aquatic and Wildlife - Warm Water Chronic		AZ Full Body Contact		AZ Fish Consumption		AZ Partial Body Contact		Dissolved Results	Total Results	Total Recoverable Results	Field Results	Use Exceeded
		Standard	Fraction	Standard	Fraction	Standard	Fraction	Standard	Fraction	Standard	Fraction	Standard	Fraction	Standard	Fraction					
Metals																				
Thallium	mg/l	---	---	---	---	0.7	DIS	0.15	DIS	0.075	TRC	0.001	TRC	0.075	TRC	<0.00100	---	<0.00100	---	AZ Fish Consumption*
Zinc	mg/l	25	TRC	0.4391	DIS	0.0463	DIS	0.0463	DIS	280	TRC	5.106	TRC	280	TRC	<0.0100	---	<0.0100	---	---

The hardness value used for calculation of hardness-dependent standards is the hardness of the sample itself, not the hardness of a receiving water.
* Detection limit exceeds standard
‡ For comparison only - no analysis exists

Explanation of Codes

Absent = Analyte not present	ND = Not Detected
ge = Greater than or equal to reported value	Not Applicable = Analyte not applicable
i = Insufficient sample	q = Uncertain value
j = Estimated value	r = Unusable data
j+ = Estimated value, high bias	< = Less than reported detection limit
j- = Estimated value, low bias	> = Greater than reported value
Lost = Sample lost in processing	d = Diluted. Diluted samples are indicated only when value is estimated.
n = Not measured	LD = Laboratory duplicate
na = Not available	SP = Split sample
Present = Analyte was detected	SPD = Split-Duplicate

Station Name	Pump Station Spring
Sample ID	RESE-1001001
Sample Date	5/15/2003 10:40:00 AM
Basin	Upper Queen Creek Watershed
Sub-basin	unknown
QC Type	Original data

Surface Water Hydrochemical Data

MONTGOMERY & ASSOCIATES

Parameters and Constituents		Standards														Results				
Name	Units	AZ Agricultural Livestock Watering		AZ Aquatic and Wildlife - Ephemeral Acute		AZ Aquatic and Wildlife - Warm Water Acute		AZ Aquatic and Wildlife - Warm Water Chronic		AZ Full Body Contact		AZ Fish Consumption		AZ Partial Body Contact		Dissolved Results	Total Results	Total Recoverable Results	Field Results	Use Exceeded
		Standard	Fraction	Standard	Fraction	Standard	Fraction	Standard	Fraction	Standard	Fraction	Standard	Fraction	Standard	Fraction					
Bacteria																				
E. Coli	none	---	---	---	---	---	---	---	---	235	---	---	---	575	---	---	Absent	---	---	---
Total Coliforms	none	---	---	---	---	---	---	---	---	---	---	---	---	---	---	---	Present	---	---	---
Field Parameters																				
Dissolved oxygen	mg/l	---	---	---	---	6	---	6	---	---	---	---	---	---	---	---	---	---	7.46	---
Flow Rate	gallons/minute	---	---	---	---	---	---	---	---	---	---	---	---	---	---	---	---	---	3.24	---
pH (Field)	s.u.	6.5 - 9	---	6.5 - 9	---	6.5 - 9	---	6.5 - 9	---	6.5 - 9	---	---	---	6.5 - 9	---	---	---	---	7.60	---
Specific Conductance (Field)	uS/cm	---	---	---	---	---	---	---	---	---	---	---	---	---	---	---	---	---	746.00	---
Temperature (Field)	Deg C	---	---	---	---	---	---	---	---	---	---	---	---	---	---	---	---	---	14.80	---
Turbidity (Field)	NTUs	---	---	---	---	---	---	---	---	---	---	---	---	---	---	---	---	---	0.79	---
Inorganics																				
Alkalinity (as CaCO3)	mg/l	---	---	---	---	---	---	---	---	---	---	---	---	---	---	---	323.0	---	---	---
Bicarbonate (Calculated by M&A)	mg/l	---	---	---	---	---	---	---	---	---	---	---	---	---	---	---	394.1	---	---	---
Bicarbonate Alkalinity (as CaCO3)	mg/l	---	---	---	---	---	---	---	---	---	---	---	---	---	---	---	323.0	---	---	---
Bromide	mg/l	---	---	---	---	---	---	---	---	---	---	---	---	---	---	0.130	---	---	---	---
Carbonate (Calculated by M&A)	mg/l	---	---	---	---	---	---	---	---	---	---	---	---	---	---	---	--	---	---	---
Carbonate Alkalinity (as CaCO3)	mg/l	---	---	---	---	---	---	---	---	---	---	---	---	---	---	---	<1.00	---	---	---
Chloride	mg/l	---	---	---	---	---	---	---	---	---	---	---	---	---	---	---	9.81	---	---	---
Cyanide, Free	mg/l	0.2	TRC	0.08	TRC	0.04	TRC	0.01	TRC	18.67	TRC	16	TRC	18.67	TRC	---	<0.10	---	---	AZ Aquatic and Wildlife - Ephemeral Acute* AZ Aquatic and Wildlife - Warm Water Acute* AZ Aquatic and Wildlife - Warm Water Chronic*
Fluoride	mg/l	---	---	---	---	---	---	---	---	140	---	---	---	140	---	0.230	---	---	---	---
Hardness (as CaCO3)	mg/l	---	---	---	---	---	---	---	---	---	---	---	---	---	---	---	426.0	---	---	---
Nitrate as N	mg/l	---	---	---	---	---	---	---	---	3733.3	---	---	---	3733.3	---	---	2.7	---	---	---
Nitrate+Nitrite as N	mg/l	---	---	---	---	---	---	---	---	---	---	---	---	---	---	---	2.7	---	---	---
Nitrate+Nitrite as N (calculated by M&A)	mg/l	---	---	---	---	---	---	---	---	3733.3	---	---	---	3733.3	---	---	2.7	---	---	---
Nitrite as N	mg/l	---	---	---	---	---	---	---	---	233.33	---	---	---	233.33	---	---	<0.10	---	---	---
Ortho-Phosphate	mg/l	---	---	---	---	---	---	---	---	---	---	---	---	---	---	---	<0.50	---	---	---
Silica	mg/l	---	---	---	---	---	---	---	---	---	---	---	---	---	---	---	43.8	---	---	---
Sulfate	mg/l	---	---	---	---	---	---	---	---	---	---	---	---	---	---	---	54.2	---	---	---
Sulfide	mg/l	---	---	---	---	---	---	---	---	---	---	---	---	---	---	---	<1.000	---	---	---
Lab Parameters																				
Color	Color Units	---	---	---	---	---	---	---	---	---	---	---	---	---	---	---	20.0	---	---	---
Total Dissolved Solids (Laboratory)	mg/l	---	---	---	---	---	---	---	---	---	---	---	---	---	---	---	523	---	---	---
Total Suspended Solids	mg/l	---	---	---	---	---	---	---	---	---	---	---	---	---	---	---	18.80	---	---	---
Metals																				
Aluminum	mg/l	---	---	---	---	---	---	---	---	---	---	---	---	---	---	---	0.4540	---	---	---
Antimony	mg/l	---	---	---	---	0.088	DIS	0.03	DIS	0.747	TRC	0.64	TRC	0.747	TRC	<0.00600	<0.00600	<0.00600	---	---
Arsenic	mg/l	0.2	TRC	0.44	DIS	0.34	DIS	0.15	DIS	0.03	TRC	0.08	TRC	0.28	TRC	<0.00300	<0.00300	<0.00300	---	---
Barium	mg/l	---	---	---	---	---	---	---	---	98	TRC	---	---	98	TRC	0.0219	---	---	---	---
Beryllium	mg/l	---	---	---	---	---	---	---	---	1.867	TRC	0.084	TRC	1.867	TRC	<0.00200	<0.00200	<0.00200	---	---
Boron	mg/l	---	---	---	---	---	---	---	---	186.667	TRC	---	---	186.667	TRC	<0.0400	---	---	---	---
Cadmium	mg/l	0.05	---	0.087609	DIS	0.030232	DIS	0.001468	DIS	0.7	TRC	0.084	TRC	0.7	TRC	<0.000100	<0.000100	<0.000100	---	---
Calcium	mg/l	---	---	---	---	---	---	---	---	---	---	---	---	---	---	---	123.0	---	---	---
Chromium	mg/l	1	---	---	---	---	---	---	---	---	---	---	---	---	---	---	---	<0.00600	---	---
Chromium, Hexavalent‡	mg/l	---	---	0.034	DIS	0.016	DIS	0.011	DIS	2.8	TRC	0.15	TRC	2.8	TRC	---	---	<0.00600	---	---
Chromium, Trivalent‡	mg/l	---	---	5.9497	TRC	1.7733	TRC	0.23067	TRC	1400	TRC	75	TRC	1400	TRC	---	---	<0.00600	---	---

Station Name	Pump Station Spring
Sample ID	RESE-1001001
Sample Date	5/15/2003 10:40:00 AM
Basin	Upper Queen Creek Watershed
Sub-basin	unknown
QC Type	Original data

Surface Water Hydrochemical Data

MONTGOMERY & ASSOCIATES

Parameters and Constituents		Standards														Results				
Name	Units	AZ Agricultural Livestock Watering		AZ Aquatic and Wildlife - Ephemeral Acute		AZ Aquatic and Wildlife - Warm Water Acute		AZ Aquatic and Wildlife - Warm Water Chronic		AZ Full Body Contact		AZ Fish Consumption		AZ Partial Body Contact		Dissolved Results	Total Results	Total Recoverable Results	Field Results	Use Exceeded
		Standard	Fraction	Standard	Fraction	Standard	Fraction	Standard	Fraction	Standard	Fraction	Standard	Fraction	Standard	Fraction					
Metals																				
Cobalt	mg/l	---	---	---	---	---	---	---	---	---	---	---	---	---	---	---	<0.00600	---	---	---
Copper	mg/l	0.5	TRC	0.08588	DIS	0.04962	DIS	0.02928	DIS	1.3	TRC	---	---	1.3	TRC	<0.00300	0.00400	0.00390	---	---
Iron	mg/l	---	---	---	---	---	---	1	DIS	---	---	---	---	---	---	---	0.5930	---	---	---
Lead	mg/l	0.1	TRC	0.592712	DIS	0.280846	DIS	0.010944	DIS	0.015	TRC	---	---	0.015	TRC	<0.003000	<0.005000	<0.003000	---	---
Magnesium	mg/l	---	---	---	---	---	---	---	---	---	---	---	---	---	---	---	29.10	---	---	---
Manganese	mg/l	---	---	---	---	---	---	---	---	130.66701	---	---	---	130.66701	---	---	---	0.26800	---	---
Mercury	mg/l	0.01	TRC	0.005	DIS	0.0024	DIS	0.00001	DIS	0.28	TRC	---	---	0.28	TRC	<0.00020	<0.00020	---	---	AZ Aquatic and Wildlife - Warm Water Chronic*
Molybdenum	mg/l	---	---	---	---	---	---	---	---	---	---	---	---	---	---	---	0.0225	---	---	---
Nickel	mg/l	---	---	13.43579	DIS	1.51289	DIS	0.16804	DIS	28	TRC	0.511	TRC	28	TRC	<0.01000	---	<0.01000	---	---
Potassium	mg/l	---	---	---	---	---	---	---	---	---	---	---	---	---	---	---	1.40	---	---	---
Selenium	mg/l	0.05	TRC	0.033	TRC	---	---	0.002	TRC	4.667	TRC	0.667	TRC	4.667	TRC	---	<0.00300	<0.00300	---	AZ Aquatic and Wildlife - Warm Water Chronic*
Silver	mg/l	---	---	0.034911	DIS	0.034911	DIS	---	---	4.667	TRC	8	TRC	4.667	TRC	<0.000100	<0.000100	<0.000100	---	---
Sodium	mg/l	---	---	---	---	---	---	---	---	---	---	---	---	---	---	---	11.30	---	---	---
Thallium	mg/l	---	---	---	---	0.7	DIS	0.15	DIS	0.075	TRC	0.001	TRC	0.075	TRC	<0.00200	---	<0.00200	---	AZ Fish Consumption*
Uranium	mg/l	---	---	---	---	---	---	---	---	2.8	---	---	---	2.8	---	---	0.00071	---	---	---
Zinc	mg/l	25	TRC	3.5994	DIS	0.3793	DIS	0.3793	DIS	280	TRC	5.106	TRC	280	TRC	<0.00500	<0.00500	<0.00500	---	---
Other																				
Anions (Laboratory)	meq/l	---	---	---	---	---	---	---	---	---	---	---	---	---	---	---	7.86	---	---	---
Cations (Laboratory)	meq/l	---	---	---	---	---	---	---	---	---	---	---	---	---	---	---	9.13	---	---	---
Radiologicals																				
Gross Alpha	pCi/l	---	---	---	---	---	---	---	---	---	---	---	---	---	---	---	<2.40	---	---	---
Gross Beta	pCi/l	---	---	---	---	---	---	---	---	---	---	---	---	---	---	---	<3.60	---	---	---
Radionuclides																				
Radium 226	pCi/l	---	---	---	---	---	---	---	---	---	---	---	---	---	---	---	<0.80	---	---	---
Radium 226 + Radium 228	pCi/l	---	---	---	---	---	---	---	---	---	---	---	---	---	---	---	--	---	---	---
Radium 228	pCi/l	---	---	---	---	---	---	---	---	---	---	---	---	---	---	---	<1.40	---	---	---

The hardness value used for calculation of hardness-dependent standards is the hardness of the sample itself, not the hardness of a receiving water.

* Detection limit exceeds standard

‡ For comparison only - no analysis exists

Station Name	Pump Station Spring
Sample ID	RESE-1001001
Sample Date	5/15/2003 10:40:00 AM
Basin	Upper Queen Creek Watershed
Sub-basin	unknown
QC Type	Laboratory duplicates

Surface Water Hydrochemical Data

MONTGOMERY & ASSOCIATES

Parameters and Constituents		Standards														Results				
Name	Units	AZ Agricultural Livestock Watering		AZ Aquatic and Wildlife - Ephemeral Acute		AZ Aquatic and Wildlife - Warm Water Acute		AZ Aquatic and Wildlife - Warm Water Chronic		AZ Full Body Contact		AZ Fish Consumption		AZ Partial Body Contact		Dissolved Results	Total Results	Total Recoverable Results	Field Results	Use Exceeded
		Standard	Fraction	Standard	Fraction	Standard	Fraction	Standard	Fraction	Standard	Fraction	Standard	Fraction	Standard	Fraction					
Inorganics																				
Nitrate as N	mg/l	---	---	---	---	---	---	---	---	3733.3	---	---	---	3733.3	---	---	2.5	---	---	---
Nitrate+Nitrite as N	mg/l	---	---	---	---	---	---	---	---	---	---	---	---	---	---	---	2.5	---	---	---
Nitrate+Nitrite as N (calculated by M&A)	mg/l	---	---	---	---	---	---	---	---	3733.3	---	---	---	3733.3	---	---	2.5	---	---	---
Nitrite as N	mg/l	---	---	---	---	---	---	---	---	233.33	---	---	---	233.33	---	---	<1.00	---	---	---
Ortho-Phosphate	mg/l	---	---	---	---	---	---	---	---	---	---	---	---	---	---	---	<5.00	---	---	---

The hardness value used for calculation of hardness-dependent standards is the hardness of the sample itself, not the hardness of a receiving water.

Station Name	Pump Station Spring
Sample ID	RESE-1001024
Sample Date	9/4/2003 9:40:00 AM
Basin	Upper Queen Creek Watershed
Sub-basin	unknown
QC Type	Original data

Surface Water Hydrochemical Data

MONTGOMERY & ASSOCIATES

Parameters and Constituents		Standards														Results				
Name	Units	AZ Agricultural Livestock Watering		AZ Aquatic and Wildlife - Ephemeral Acute		AZ Aquatic and Wildlife - Warm Water Acute		AZ Aquatic and Wildlife - Warm Water Chronic		AZ Full Body Contact		AZ Fish Consumption		AZ Partial Body Contact		Dissolved Results	Total Results	Total Recoverable Results	Field Results	Use Exceeded
		Standard	Fraction	Standard	Fraction	Standard	Fraction	Standard	Fraction	Standard	Fraction	Standard	Fraction	Standard	Fraction					
Bacteria																				
E. Coli	none	---	---	---	---	---	---	---	---	235	---	---	---	575	---	---	Present	---	---	---
Total Coliforms	none	---	---	---	---	---	---	---	---	---	---	---	---	---	---	---	Present	---	---	---
Field Parameters																				
Dissolved oxygen	mg/l	---	---	---	---	6	---	6	---	---	---	---	---	---	---	---	---	---	2.75	AZ Aquatic and Wildlife - Warm Water Acute† AZ Aquatic and Wildlife - Warm Water Chronic†
Flow Rate	gallons/minute	---	---	---	---	---	---	---	---	---	---	---	---	---	---	---	---	---	1.50	---
pH (Field)	s.u.	6.5 - 9	---	6.5 - 9	---	6.5 - 9	---	6.5 - 9	---	6.5 - 9	---	---	---	6.5 - 9	---	---	---	---	7.40	---
Specific Conductance (Field)	uS/cm	---	---	---	---	---	---	---	---	---	---	---	---	---	---	---	---	---	770.00	---
Temperature (Field)	Deg C	---	---	---	---	---	---	---	---	---	---	---	---	---	---	---	---	---	18.70	---
Turbidity (Field)	NTUs	---	---	---	---	---	---	---	---	---	---	---	---	---	---	---	---	---	1.55	---
Inorganics																				
Alkalinity (as CaCO3)	mg/l	---	---	---	---	---	---	---	---	---	---	---	---	---	---	---	374.0	---	---	---
Bicarbonate (Calculated by M&A)	mg/l	---	---	---	---	---	---	---	---	---	---	---	---	---	---	---	456.3	---	---	---
Bicarbonate Alkalinity (as CaCO3)	mg/l	---	---	---	---	---	---	---	---	---	---	---	---	---	---	---	374.0	---	---	---
Bromide	mg/l	---	---	---	---	---	---	---	---	---	---	---	---	---	---	0.170	---	---	---	---
Carbonate (Calculated by M&A)	mg/l	---	---	---	---	---	---	---	---	---	---	---	---	---	---	---	--	---	---	---
Carbonate Alkalinity (as CaCO3)	mg/l	---	---	---	---	---	---	---	---	---	---	---	---	---	---	---	<1.00	---	---	---
Chloride	mg/l	---	---	---	---	---	---	---	---	---	---	---	---	---	---	---	10.20	---	---	---
Cyanide, Total	mg/l	---	---	---	---	---	---	---	---	---	---	---	---	---	---	---	<0.010	---	---	---
Fluoride	mg/l	---	---	---	---	---	---	---	---	140	---	---	---	140	---	0.250	---	---	---	---
Hardness (as CaCO3)	mg/l	---	---	---	---	---	---	---	---	---	---	---	---	---	---	---	503.0	---	---	---
Nitrate as N	mg/l	---	---	---	---	---	---	---	---	3733.3	---	---	---	3733.3	---	---	9.2	---	---	---
Nitrate+Nitrite as N	mg/l	---	---	---	---	---	---	---	---	---	---	---	---	---	---	---	9.2	---	---	---
Nitrate+Nitrite as N (calculated by M&A)	mg/l	---	---	---	---	---	---	---	---	3733.3	---	---	---	3733.3	---	---	9.2	---	---	---
Nitrite as N	mg/l	---	---	---	---	---	---	---	---	233.33	---	---	---	233.33	---	---	<0.10	---	---	---
Ortho-Phosphate	mg/l	---	---	---	---	---	---	---	---	---	---	---	---	---	---	---	<0.50	---	---	---
Silica	mg/l	---	---	---	---	---	---	---	---	---	---	---	---	---	---	---	49.5	---	---	---
Sulfate	mg/l	---	---	---	---	---	---	---	---	---	---	---	---	---	---	---	56.8	---	---	---
Sulfide	mg/l	---	---	---	---	---	---	---	---	---	---	---	---	---	---	---	<1.000	---	---	---
Lab Parameters																				
Color	Color Units	---	---	---	---	---	---	---	---	---	---	---	---	---	---	---	10.0	---	---	---
Total Dissolved Solids (Laboratory)	mg/l	---	---	---	---	---	---	---	---	---	---	---	---	---	---	---	496	---	---	---
Total Suspended Solids	mg/l	---	---	---	---	---	---	---	---	---	---	---	---	---	---	---	33.00	---	---	---
Metals																				
Aluminum	mg/l	---	---	---	---	---	---	---	---	---	---	---	---	---	---	---	0.0380	---	---	---
Antimony	mg/l	---	---	---	---	0.088	DIS	0.03	DIS	0.747	TRC	0.64	TRC	0.747	TRC	<0.00300	<0.00300	<0.00300	---	---
Arsenic	mg/l	0.2	TRC	0.44	DIS	0.34	DIS	0.15	DIS	0.03	TRC	0.08	TRC	0.28	TRC	<0.00300	<0.00300	<0.00300	---	---
Barium	mg/l	---	---	---	---	---	---	---	---	98	TRC	---	---	98	TRC	0.0164	---	---	---	---
Beryllium	mg/l	---	---	---	---	---	---	---	---	1.867	TRC	0.084	TRC	1.867	TRC	<0.00200	<0.00200	<0.00200	---	---
Boron	mg/l	---	---	---	---	---	---	---	---	186.667	TRC	---	---	186.667	TRC	---	<0.0400	---	---	---
Cadmium	mg/l	0.05	---	0.087609	DIS	0.030232	DIS	0.001468	DIS	0.7	TRC	0.084	TRC	0.7	TRC	<0.000100	<0.000100	<0.000100	---	---
Calcium	mg/l	---	---	---	---	---	---	---	---	---	---	---	---	---	---	---	151.0	---	---	---
Chromium	mg/l	1	---	---	---	---	---	---	---	---	---	---	---	---	---	<0.00600	---	<0.00600	---	---
Chromium, Hexavalent‡	mg/l	---	---	0.034	DIS	0.016	DIS	0.011	DIS	2.8	TRC	0.15	TRC	2.8	TRC	<0.00600	---	<0.00600	---	---
Chromium, Trivalent‡	mg/l	---	---	5.9497	TRC	1.7733	TRC	0.23067	TRC	1400	TRC	75	TRC	1400	TRC	<0.00600	---	<0.00600	---	---
Cobalt	mg/l	---	---	---	---	---	---	---	---	---	---	---	---	---	---	---	<0.00600	---	---	---

Station Name	Pump Station Spring
Sample ID	RESE-1001024
Sample Date	9/4/2003 9:40:00 AM
Basin	Upper Queen Creek Watershed
Sub-basin	unknown
QC Type	Original data

Surface Water Hydrochemical Data

MONTGOMERY & ASSOCIATES

Parameters and Constituents		Standards														Results				
Name	Units	AZ Agricultural Livestock Watering		AZ Aquatic and Wildlife - Ephemeral Acute		AZ Aquatic and Wildlife - Warm Water Acute		AZ Aquatic and Wildlife - Warm Water Chronic		AZ Full Body Contact		AZ Fish Consumption		AZ Partial Body Contact		Dissolved Results	Total Results	Total Recoverable Results	Field Results	Use Exceeded
		Standard	Fraction	Standard	Fraction	Standard	Fraction	Standard	Fraction	Standard	Fraction	Standard	Fraction	Standard	Fraction					
Metals																				
Copper	mg/l	0.5	TRC	0.08588	DIS	0.04962	DIS	0.02928	DIS	1.3	TRC	---	---	1.3	TRC	<0.00300	0.00320	<0.00300	---	---
Iron	mg/l	---	---	---	---	---	---	1	DIS	---	---	---	---	---	---	---	0.0200	---	---	---
Lead	mg/l	0.1	TRC	0.592712	DIS	0.280846	DIS	0.010944	DIS	0.015	TRC	---	---	0.015	TRC	<0.003000	<0.005000	<0.003000	---	---
Magnesium	mg/l	---	---	---	---	---	---	---	---	---	---	---	---	---	---	---	30.30	---	---	---
Manganese	mg/l	---	---	---	---	---	---	---	---	130.66701	---	---	---	130.66701	---	---	---	0.05020	---	---
Mercury	mg/l	0.01	TRC	0.005	DIS	0.0024	DIS	0.00001	DIS	0.28	TRC	---	---	0.28	TRC	<0.00020	<0.00020	---	---	AZ Aquatic and Wildlife - Warm Water Chronic*
Molybdenum	mg/l	---	---	---	---	---	---	---	---	---	---	---	---	---	---	---	0.0154	---	---	---
Nickel	mg/l	---	---	13.43579	DIS	1.51289	DIS	0.16804	DIS	28	TRC	0.511	TRC	28	TRC	<0.01000	---	<0.01000	---	---
Potassium	mg/l	---	---	---	---	---	---	---	---	---	---	---	---	---	---	---	1.40	---	---	---
Selenium	mg/l	0.05	TRC	0.033	TRC	---	---	0.002	TRC	4.667	TRC	0.667	TRC	4.667	TRC	---	<0.00900	<0.00300	---	AZ Aquatic and Wildlife - Warm Water Chronic*
Silver	mg/l	---	---	0.034911	DIS	0.034911	DIS	---	---	4.667	TRC	8	TRC	4.667	TRC	<0.000100	<0.000100	<0.000100	---	---
Sodium	mg/l	---	---	---	---	---	---	---	---	---	---	---	---	---	---	---	11.20	---	---	---
Thallium	mg/l	---	---	---	---	0.7	DIS	0.15	DIS	0.075	TRC	0.001	TRC	0.075	TRC	<0.00200	<0.00200	---	---	AZ Fish Consumption*
Zinc	mg/l	25	TRC	3.5994	DIS	0.3793	DIS	0.3793	DIS	280	TRC	5.106	TRC	280	TRC	<0.00500	<0.00500	<0.00500	---	---

The hardness value used for calculation of hardness-dependent standards is the hardness of the sample itself, not the hardness of a receiving water.
* Detection limit exceeds standard
† Exceedance is considered less than regulatory limit
‡ For comparison only - no analysis exists

Station Name	Pump Station Spring
Sample ID	RESE-1001029
Sample Date	11/3/2003 2:00:00 PM
Basin	Upper Queen Creek Watershed
Sub-basin	unknown
QC Type	Original data

Surface Water Hydrochemical Data

MONTGOMERY & ASSOCIATES

Parameters and Constituents		Standards														Results				
Name	Units	AZ Agricultural Livestock Watering		AZ Aquatic and Wildlife - Ephemeral Acute		AZ Aquatic and Wildlife - Warm Water Acute		AZ Aquatic and Wildlife - Warm Water Chronic		AZ Full Body Contact		AZ Fish Consumption		AZ Partial Body Contact		Dissolved Results	Total Results	Total Recoverable Results	Field Results	Use Exceeded
		Standard	Fraction	Standard	Fraction	Standard	Fraction	Standard	Fraction	Standard	Fraction	Standard	Fraction	Standard	Fraction					
Bacteria																				
E. Coli	MPN/100ml	---	---	---	---	---	---	---	---	235	---	---	---	575	---	---	2.0	---	---	---
Total Coliforms	MPN/100ml	---	---	---	---	---	---	---	---	---	---	---	---	---	---	---	500	---	---	---
Field Parameters																				
Dissolved oxygen	mg/l	---	---	---	---	6	---	6	---	---	---	---	---	---	---	---	---	---	6.85	---
Flow Rate	gallons/minute	---	---	---	---	---	---	---	---	---	---	---	---	---	---	---	---	---	1.50	---
pH (Field)	s.u.	6.5 - 9	---	6.5 - 9	---	6.5 - 9	---	6.5 - 9	---	6.5 - 9	---	---	---	6.5 - 9	---	---	---	---	7.50	---
Specific Conductance (Field)	uS/cm	---	---	---	---	---	---	---	---	---	---	---	---	---	---	---	---	---	872.00	---
Temperature (Field)	Deg C	---	---	---	---	---	---	---	---	---	---	---	---	---	---	---	---	---	13.60	---
Turbidity (Field)	NTUs	---	---	---	---	---	---	---	---	---	---	---	---	---	---	---	---	---	1.28	---
Inorganics																				
Alkalinity (as CaCO3)	mg/l	---	---	---	---	---	---	---	---	---	---	---	---	---	---	---	375.0	---	---	---
Bicarbonate (Calculated by M&A)	mg/l	---	---	---	---	---	---	---	---	---	---	---	---	---	---	---	335.5	---	---	---
Bicarbonate Alkalinity (as CaCO3)	mg/l	---	---	---	---	---	---	---	---	---	---	---	---	---	---	---	275.0	---	---	---
Bromide	mg/l	---	---	---	---	---	---	---	---	---	---	---	---	---	---	---	0.170	---	---	---
Carbonate (Calculated by M&A)	mg/l	---	---	---	---	---	---	---	---	---	---	---	---	---	---	---	--	---	---	---
Carbonate Alkalinity (as CaCO3)	mg/l	---	---	---	---	---	---	---	---	---	---	---	---	---	---	---	<1.00	---	---	---
Chloride	mg/l	---	---	---	---	---	---	---	---	---	---	---	---	---	---	---	10.10	---	---	---
Fluoride	mg/l	---	---	---	---	---	---	---	---	140	---	---	---	140	---	---	0.240	---	---	---
Hardness (as CaCO3)	mg/l	---	---	---	---	---	---	---	---	---	---	---	---	---	---	---	123.0	---	---	---
Nitrate as N	mg/l	---	---	---	---	---	---	---	---	3733.3	---	---	---	3733.3	---	---	11.0	---	---	---
Nitrate+Nitrite as N	mg/l	---	---	---	---	---	---	---	---	---	---	---	---	---	---	---	11.0	---	---	---
Nitrate+Nitrite as N (calculated by M&A)	mg/l	---	---	---	---	---	---	---	---	3733.3	---	---	---	3733.3	---	---	11.0	---	---	---
Nitrite as N	mg/l	---	---	---	---	---	---	---	---	233.33	---	---	---	233.33	---	---	<0.10	---	---	---
Ortho-Phosphate	mg/l	---	---	---	---	---	---	---	---	---	---	---	---	---	---	---	<0.50	---	---	---
Silica	mg/l	---	---	---	---	---	---	---	---	---	---	---	---	---	---	---	45.7	---	---	---
Sulfate	mg/l	---	---	---	---	---	---	---	---	---	---	---	---	---	---	---	60.8	---	---	---
Sulfide	mg/l	---	---	---	---	---	---	---	---	---	---	---	---	---	---	---	<1.000	---	---	---
Lab Parameters																				
Color	Color Units	---	---	---	---	---	---	---	---	---	---	---	---	---	---	---	5.0	---	---	---
Total Dissolved Solids (Laboratory)	mg/l	---	---	---	---	---	---	---	---	---	---	---	---	---	---	---	602	---	---	---
Total Suspended Solids	mg/l	---	---	---	---	---	---	---	---	---	---	---	---	---	---	---	<5.00	---	---	---
Metals																				
Aluminum	mg/l	---	---	---	---	---	---	---	---	---	---	---	---	---	---	---	0.0210	---	---	---
Antimony	mg/l	---	---	---	---	0.088	DIS	0.03	DIS	0.747	TRC	0.64	TRC	0.747	TRC	<0.00300	<0.00300	<0.00300	---	---
Arsenic	mg/l	0.2	TRC	0.44	DIS	0.34	DIS	0.15	DIS	0.03	TRC	0.08	TRC	0.28	TRC	<0.00300	<0.00300	<0.00300	---	---
Barium	mg/l	---	---	---	---	---	---	---	---	98	TRC	---	---	98	TRC	0.0167	---	---	---	---
Beryllium	mg/l	---	---	---	---	---	---	---	---	1.867	TRC	0.084	TRC	1.867	TRC	<0.00200	<0.00200	<0.00200	---	---
Boron	mg/l	---	---	---	---	---	---	---	---	186.667	TRC	---	---	186.667	TRC	---	<0.0400	---	---	---
Cadmium	mg/l	0.05	---	0.027889	DIS	0.009624	DIS	0.000648	DIS	0.7	TRC	0.084	TRC	0.7	TRC	<0.000100	<0.000100	<0.000100	---	---
Calcium	mg/l	---	---	---	---	---	---	---	---	---	---	---	---	---	---	---	130.0	---	---	---
Chromium	mg/l	1	---	---	---	---	---	---	---	---	---	---	---	---	---	<0.00600	---	<0.00600	---	---
Chromium, Hexavalent‡	mg/l	---	---	0.034	DIS	0.016	DIS	0.011	DIS	2.8	TRC	0.15	TRC	2.8	TRC	<0.00600	---	<0.00600	---	---
Chromium, Trivalent‡	mg/l	---	---	2.26485	TRC	0.67504	TRC	0.08781	TRC	1400	TRC	75	TRC	1400	TRC	<0.00600	---	<0.00600	---	---
Cobalt	mg/l	---	---	---	---	---	---	---	---	---	---	---	---	---	---	---	<0.00600	---	---	---
Copper	mg/l	0.5	TRC	0.02827	DIS	0.01633	DIS	0.01069	DIS	1.3	TRC	---	---	1.3	TRC	<0.00300	<0.00300	<0.00300	---	---
Iron	mg/l	---	---	---	---	---	---	1	DIS	---	---	---	---	---	---	---	<0.0200	---	---	---

Surface Water Hydrochemical Data

Station Name	Pump Station Spring
Sample ID	RESE-1001029
Sample Date	11/3/2003 2:00:00 PM
Basin	Upper Queen Creek Watershed
Sub-basin	unknown
QC Type	Original data

Parameters and Constituents		Standards														Results				
Name	Units	AZ Agricultural Livestock Watering		AZ Aquatic and Wildlife - Ephemeral Acute		AZ Aquatic and Wildlife - Warm Water Acute		AZ Aquatic and Wildlife - Warm Water Chronic		AZ Full Body Contact		AZ Fish Consumption		AZ Partial Body Contact		Dissolved Results	Total Results	Total Recoverable Results	Field Results	Use Exceeded
		Standard	Fraction	Standard	Fraction	Standard	Fraction	Standard	Fraction	Standard	Fraction	Standard	Fraction	Standard	Fraction					
Metals																				
Lead	mg/l	0.1	TRC	0.170626	DIS	0.080848	DIS	0.003151	DIS	0.015	TRC	---	---	0.015	TRC	<0.003000	<0.005000	<0.003000	---	---
Magnesium	mg/l	---	---	---	---	---	---	---	---	---	---	---	---	---	---	---	29.90	---	---	---
Manganese	mg/l	---	---	---	---	---	---	---	---	130.66701	---	---	---	130.66701	---	---	---	0.00670	---	---
Mercury	mg/l	0.01	TRC	0.005	DIS	0.0024	DIS	0.00001	DIS	0.28	TRC	---	---	0.28	TRC	<0.00020	<0.00020	---	---	AZ Aquatic and Wildlife - Warm Water Chronic*
Molybdenum	mg/l	---	---	---	---	---	---	---	---	---	---	---	---	---	---	---	0.0151	---	---	---
Nickel	mg/l	---	---	4.95427	DIS	0.55786	DIS	0.06196	DIS	28	TRC	0.511	TRC	28	TRC	<0.01000	---	<0.01000	---	---
Potassium	mg/l	---	---	---	---	---	---	---	---	---	---	---	---	---	---	---	1.20	---	---	---
Selenium	mg/l	0.05	TRC	0.033	TRC	---	---	0.002	TRC	4.667	TRC	0.667	TRC	4.667	TRC	---	<0.00300	<0.00300	---	AZ Aquatic and Wildlife - Warm Water Chronic*
Silver	mg/l	---	---	0.004593	DIS	0.004593	DIS	---	---	4.667	TRC	8	TRC	4.667	TRC	<0.000100	<0.000100	<0.000100	---	---
Sodium	mg/l	---	---	---	---	---	---	---	---	---	---	---	---	---	---	---	11.00	---	---	---
Thallium	mg/l	---	---	---	---	0.7	DIS	0.15	DIS	0.075	TRC	0.001	TRC	0.075	TRC	<0.00200	<0.00200	---	---	AZ Fish Consumption*
Zinc	mg/l	25	TRC	1.3252	DIS	0.13965	DIS	0.13965	DIS	280	TRC	5.106	TRC	280	TRC	<0.00500	<0.00500	<0.00500	---	---

The hardness value used for calculation of hardness-dependent standards is the hardness of the sample itself, not the hardness of a receiving water.
* Detection limit exceeds standard
‡ For comparison only - no analysis exists

Station Name	Pump Station Spring
Sample ID	RESE-1001030
Sample Date	11/3/2003 2:15:00 PM
Basin	Upper Queen Creek Watershed
Sub-basin	unknown
QC Type	Field duplicates

Surface Water Hydrochemical Data

MONTGOMERY & ASSOCIATES

Parameters and Constituents		Standards														Results				
Name	Units	AZ Agricultural Livestock Watering		AZ Aquatic and Wildlife - Ephemeral Acute		AZ Aquatic and Wildlife - Warm Water Acute		AZ Aquatic and Wildlife - Warm Water Chronic		AZ Full Body Contact		AZ Fish Consumption		AZ Partial Body Contact		Dissolved Results	Total Results	Total Recoverable Results	Field Results	Use Exceeded
		Standard	Fraction	Standard	Fraction	Standard	Fraction	Standard	Fraction	Standard	Fraction	Standard	Fraction	Standard	Fraction					
Bacteria																				
E. Coli	MPN/100ml	---	---	---	---	---	---	---	---	235	---	---	---	575	---	---	<2.0	---	---	---
Total Coliforms	MPN/100ml	---	---	---	---	---	---	---	---	---	---	---	---	---	---	---	500	---	---	---
Field Parameters																				
Flow Rate	gallons/minute	---	---	---	---	---	---	---	---	---	---	---	---	---	---	---	---	---	1.50	---
Inorganics																				
Alkalinity (as CaCO3)	mg/l	---	---	---	---	---	---	---	---	---	---	---	---	---	---	---	375.0	---	---	---
Bicarbonate (Calculated by M&A)	mg/l	---	---	---	---	---	---	---	---	---	---	---	---	---	---	---	457.5	---	---	---
Bicarbonate Alkalinity (as CaCO3)	mg/l	---	---	---	---	---	---	---	---	---	---	---	---	---	---	---	375.0	---	---	---
Bromide	mg/l	---	---	---	---	---	---	---	---	---	---	---	---	---	---	---	0.160	---	---	---
Carbonate (Calculated by M&A)	mg/l	---	---	---	---	---	---	---	---	---	---	---	---	---	---	---	--	---	---	---
Carbonate Alkalinity (as CaCO3)	mg/l	---	---	---	---	---	---	---	---	---	---	---	---	---	---	---	<1.00	---	---	---
Chloride	mg/l	---	---	---	---	---	---	---	---	---	---	---	---	---	---	---	10.10	---	---	---
Fluoride	mg/l	---	---	---	---	---	---	---	---	140	---	---	---	140	---	---	0.260	---	---	---
Hardness (as CaCO3)	mg/l	---	---	---	---	---	---	---	---	---	---	---	---	---	---	---	454.0	---	---	---
Nitrate as N	mg/l	---	---	---	---	---	---	---	---	3733.3	---	---	---	3733.3	---	---	11.0	---	---	---
Nitrate+Nitrite as N	mg/l	---	---	---	---	---	---	---	---	---	---	---	---	---	---	---	11.0	---	---	---
Nitrate+Nitrite as N (calculated by M&A)	mg/l	---	---	---	---	---	---	---	---	3733.3	---	---	---	3733.3	---	---	11.0	---	---	---
Nitrite as N	mg/l	---	---	---	---	---	---	---	---	233.33	---	---	---	233.33	---	---	<0.10	---	---	---
Ortho-Phosphate	mg/l	---	---	---	---	---	---	---	---	---	---	---	---	---	---	---	<0.50	---	---	---
Silica	mg/l	---	---	---	---	---	---	---	---	---	---	---	---	---	---	---	46.1	---	---	---
Sulfate	mg/l	---	---	---	---	---	---	---	---	---	---	---	---	---	---	---	59.8	---	---	---
Sulfide	mg/l	---	---	---	---	---	---	---	---	---	---	---	---	---	---	---	<1.000	---	---	---
Lab Parameters																				
Color	Color Units	---	---	---	---	---	---	---	---	---	---	---	---	---	---	---	5.0	---	---	---
Total Dissolved Solids (Laboratory)	mg/l	---	---	---	---	---	---	---	---	---	---	---	---	---	---	---	558	---	---	---
Total Suspended Solids	mg/l	---	---	---	---	---	---	---	---	---	---	---	---	---	---	---	<5.00	---	---	---
Metals																				
Aluminum	mg/l	---	---	---	---	---	---	---	---	---	---	---	---	---	---	---	<0.0200	---	---	---
Antimony	mg/l	---	---	---	---	0.088	DIS	0.03	DIS	0.747	TRC	0.64	TRC	0.747	TRC	<0.00300	<0.00300	<0.00300	---	---
Arsenic	mg/l	0.2	TRC	0.44	DIS	0.34	DIS	0.15	DIS	0.03	TRC	0.08	TRC	0.28	TRC	<0.00300	<0.00300	<0.00300	---	---
Barium	mg/l	---	---	---	---	---	---	---	---	98	TRC	---	---	98	TRC	0.0166	---	---	---	---
Beryllium	mg/l	---	---	---	---	---	---	---	---	1.867	TRC	0.084	TRC	1.867	TRC	<0.00200	<0.00200	<0.00200	---	---
Boron	mg/l	---	---	---	---	---	---	---	---	186.667	TRC	---	---	186.667	TRC	---	<0.0400	---	---	---
Cadmium	mg/l	0.05	---	0.087609	DIS	0.030232	DIS	0.001468	DIS	0.7	TRC	0.084	TRC	0.7	TRC	<0.000100	<0.000100	<0.000100	---	---
Calcium	mg/l	---	---	---	---	---	---	---	---	---	---	---	---	---	---	---	132.0	---	---	---
Chromium	mg/l	1	---	---	---	---	---	---	---	---	---	---	---	---	---	<0.00600	---	<0.00600	---	---
Chromium, Hexavalent‡	mg/l	---	---	0.034	DIS	0.016	DIS	0.011	DIS	2.8	TRC	0.15	TRC	2.8	TRC	<0.00600	---	<0.00600	---	---
Chromium, Trivalent‡	mg/l	---	---	5.9497	TRC	1.7733	TRC	0.23067	TRC	1400	TRC	75	TRC	1400	TRC	<0.00600	---	<0.00600	---	---
Cobalt	mg/l	---	---	---	---	---	---	---	---	---	---	---	---	---	---	---	<0.00600	---	---	---
Copper	mg/l	0.5	TRC	0.08588	DIS	0.04962	DIS	0.02928	DIS	1.3	TRC	---	---	1.3	TRC	<0.00300	<0.00300	<0.00300	---	---
Iron	mg/l	---	---	---	---	---	---	1	DIS	---	---	---	---	---	---	---	<0.0200	---	---	---
Lead	mg/l	0.1	TRC	0.592712	DIS	0.280846	DIS	0.010944	DIS	0.015	TRC	---	---	0.015	TRC	<0.003000	<0.005000	<0.003000	---	---
Magnesium	mg/l	---	---	---	---	---	---	---	---	---	---	---	---	---	---	---	30.20	---	---	---
Manganese	mg/l	---	---	---	---	---	---	---	---	130.66701	---	---	---	130.66701	---	---	---	0.00660	---	---
Mercury	mg/l	0.01	TRC	0.005	DIS	0.0024	DIS	0.00001	DIS	0.28	TRC	---	---	0.28	TRC	<0.00020	<0.00020	---	---	AZ Aquatic and Wildlife - Warm Water Chronic*
Molybdenum	mg/l	---	---	---	---	---	---	---	---	---	---	---	---	---	---	---	0.0145	---	---	---

Surface Water Hydrochemical Data

Station Name	Pump Station Spring
Sample ID	RESE-1001030
Sample Date	11/3/2003 2:15:00 PM
Basin	Upper Queen Creek Watershed
Sub-basin	unknown
QC Type	Field duplicates

Parameters and Constituents		Standards														Results				
Name	Units	AZ Agricultural Livestock Watering		AZ Aquatic and Wildlife - Ephemeral Acute		AZ Aquatic and Wildlife - Warm Water Acute		AZ Aquatic and Wildlife - Warm Water Chronic		AZ Full Body Contact		AZ Fish Consumption		AZ Partial Body Contact		Dissolved Results	Total Results	Total Recoverable Results	Field Results	Use Exceeded
		Standard	Fraction	Standard	Fraction	Standard	Fraction	Standard	Fraction	Standard	Fraction	Standard	Fraction	Standard	Fraction					
Metals																				
Nickel	mg/l	---	---	13.43579	DIS	1.51289	DIS	0.16804	DIS	28	TRC	0.511	TRC	28	TRC	<0.01000	---	<0.01000	---	---
Potassium	mg/l	---	---	---	---	---	---	---	---	---	---	---	---	---	---	---	1.20	---	---	---
Selenium	mg/l	0.05	TRC	0.033	TRC	---	---	0.002	TRC	4.667	TRC	0.667	TRC	4.667	TRC	---	<0.00300	<0.00300	---	AZ Aquatic and Wildlife - Warm Water Chronic*
Silver	mg/l	---	---	0.034911	DIS	0.034911	DIS	---	---	4.667	TRC	8	TRC	4.667	TRC	<0.000100	<0.000100	<0.000100	---	---
Sodium	mg/l	---	---	---	---	---	---	---	---	---	---	---	---	---	---	---	11.10	---	---	---
Thallium	mg/l	---	---	---	---	0.7	DIS	0.15	DIS	0.075	TRC	0.001	TRC	0.075	TRC	<0.00200	<0.00200	---	---	AZ Fish Consumption*
Zinc	mg/l	25	TRC	3.5994	DIS	0.3793	DIS	0.3793	DIS	280	TRC	5.106	TRC	280	TRC	<0.00500	<0.00500	<0.00500	---	---

The hardness value used for calculation of hardness-dependent standards is the hardness of the sample itself, not the hardness of a receiving water.
* Detection limit exceeds standard
‡ For comparison only - no analysis exists

Station Name	Pump Station Spring
Sample ID	RESE-1001056
Sample Date	2/9/2004 3:40:00 PM
Basin	Upper Queen Creek Watershed
Sub-basin	unknown
QC Type	Original data

Surface Water Hydrochemical Data

MONTGOMERY & ASSOCIATES

Parameters and Constituents		Standards														Results				
Name	Units	AZ Agricultural Livestock Watering		AZ Aquatic and Wildlife - Ephemeral Acute		AZ Aquatic and Wildlife - Warm Water Acute		AZ Aquatic and Wildlife - Warm Water Chronic		AZ Full Body Contact		AZ Fish Consumption		AZ Partial Body Contact		Dissolved Results	Total Results	Total Recoverable Results	Field Results	Use Exceeded
		Standard	Fraction	Standard	Fraction	Standard	Fraction	Standard	Fraction	Standard	Fraction	Standard	Fraction	Standard	Fraction					
Bacteria																				
E. Coli	MPN/100ml	---	---	---	---	---	---	---	---	235	---	---	---	575	---	---	<2.0	---	---	---
Total Coliforms	MPN/100ml	---	---	---	---	---	---	---	---	---	---	---	---	---	---	---	350	---	---	---
Field Parameters																				
Dissolved oxygen	mg/l	---	---	---	---	6	---	6	---	---	---	---	---	---	---	---	---	---	5.10	AZ Aquatic and Wildlife - Warm Water Acute† AZ Aquatic and Wildlife - Warm Water Chronic†
Flow Rate	gallons/minute	---	---	---	---	---	---	---	---	---	---	---	---	---	---	---	---	---	1.50 j	---
pH (Field)	s.u.	6.5 - 9	---	6.5 - 9	---	6.5 - 9	---	6.5 - 9	---	6.5 - 9	---	---	---	6.5 - 9	---	---	---	---	7.40	---
Specific Conductance (Field)	uS/cm	---	---	---	---	---	---	---	---	---	---	---	---	---	---	---	---	---	820.00	---
Temperature (Field)	Deg C	---	---	---	---	---	---	---	---	---	---	---	---	---	---	---	---	---	9.30	---
Turbidity (Field)	NTUs	---	---	---	---	---	---	---	---	---	---	---	---	---	---	---	---	---	0.90	---
Inorganics																				
Alkalinity (as CaCO3)	mg/l	---	---	---	---	---	---	---	---	---	---	---	---	---	---	---	385.0	---	---	---
Bicarbonate (Calculated by M&A)	mg/l	---	---	---	---	---	---	---	---	---	---	---	---	---	---	---	469.7	---	---	---
Bicarbonate Alkalinity (as CaCO3)	mg/l	---	---	---	---	---	---	---	---	---	---	---	---	---	---	---	385.0	---	---	---
Bromide	mg/l	---	---	---	---	---	---	---	---	---	---	---	---	---	---	---	0.192	---	---	---
Carbonate (Calculated by M&A)	mg/l	---	---	---	---	---	---	---	---	---	---	---	---	---	---	---	--	---	---	---
Carbonate Alkalinity (as CaCO3)	mg/l	---	---	---	---	---	---	---	---	---	---	---	---	---	---	---	<1.00	---	---	---
Chloride	mg/l	---	---	---	---	---	---	---	---	---	---	---	---	---	---	---	11.20	---	---	---
Fluoride	mg/l	---	---	---	---	---	---	---	---	140	---	---	---	140	---	---	0.240	---	---	---
Hardness (as CaCO3)	mg/l	---	---	---	---	---	---	---	---	---	---	---	---	---	---	---	387.0	---	---	---
Nitrate as N	mg/l	---	---	---	---	---	---	---	---	3733.3	---	---	---	3733.3	---	---	9.8	---	---	---
Nitrate+Nitrite as N	mg/l	---	---	---	---	---	---	---	---	---	---	---	---	---	---	---	9.8	---	---	---
Nitrate+Nitrite as N (calculated by M&A)	mg/l	---	---	---	---	---	---	---	---	3733.3	---	---	---	3733.3	---	---	9.8	---	---	---
Nitrite as N	mg/l	---	---	---	---	---	---	---	---	233.33	---	---	---	233.33	---	---	<0.10	---	---	---
Ortho-Phosphate	mg/l	---	---	---	---	---	---	---	---	---	---	---	---	---	---	---	<0.50	---	---	---
Sulfate	mg/l	---	---	---	---	---	---	---	---	---	---	---	---	---	---	---	61.8	---	---	---
Sulfide	mg/l	---	---	---	---	---	---	---	---	---	---	---	---	---	---	---	<1.000	---	---	---
Lab Parameters																				
Color	Color Units	---	---	---	---	---	---	---	---	---	---	---	---	---	---	---	<1.0	---	---	---
Total Dissolved Solids (Laboratory)	mg/l	---	---	---	---	---	---	---	---	---	---	---	---	---	---	---	545	---	---	---
Total Suspended Solids	mg/l	---	---	---	---	---	---	---	---	---	---	---	---	---	---	---	<5.00	---	---	---
Metals																				
Aluminum	mg/l	---	---	---	---	---	---	---	---	---	---	---	---	---	---	---	0.0391	---	---	---
Antimony	mg/l	---	---	---	---	0.088	DIS	0.03	DIS	0.747	TRC	0.64	TRC	0.747	TRC	<0.00050	<0.00050	<0.00050	---	---
Arsenic	mg/l	0.2	TRC	0.44	DIS	0.34	DIS	0.15	DIS	0.03	TRC	0.08	TRC	0.28	TRC	0.00083 j	0.00110 j	0.00087 j	---	---
Barium	mg/l	---	---	---	---	---	---	---	---	98	TRC	---	---	98	TRC	0.0141	---	---	---	---
Beryllium	mg/l	---	---	---	---	---	---	---	---	1.867	TRC	0.084	TRC	1.867	TRC	<0.00020	0.00022 j	<0.00020	---	---
Boron	mg/l	---	---	---	---	---	---	---	---	186.667	TRC	---	---	186.667	TRC	---	<0.0070	---	---	---
Cadmium	mg/l	0.05	---	0.084848	DIS	0.029279	DIS	0.001435	DIS	0.7	TRC	0.084	TRC	0.7	TRC	<0.000100	<0.000100	<0.000100	---	---
Calcium	mg/l	---	---	---	---	---	---	---	---	---	---	---	---	---	---	---	104.0	---	---	---
Chromium	mg/l	1	---	---	---	---	---	---	---	---	---	---	---	---	---	0.00041 j	---	0.00053 j	---	---
Chromium, Hexavalent‡	mg/l	---	---	0.034	DIS	0.016	DIS	0.011	DIS	2.8	TRC	0.15	TRC	2.8	TRC	0.00041 j	---	0.00053 j	---	---
Chromium, Trivalent‡	mg/l	---	---	5.79086	TRC	1.72596	TRC	0.22451	TRC	1400	TRC	75	TRC	1400	TRC	0.00041 j	---	0.00053 j	---	---
Cobalt	mg/l	---	---	---	---	---	---	---	---	---	---	---	---	---	---	---	<0.00070	---	---	---
Copper	mg/l	0.5	TRC	0.08325	DIS	0.0481	DIS	0.02846	DIS	1.3	TRC	---	---	1.3	TRC	0.00300 j	0.00400	0.00290 j	---	---
Iron	mg/l	---	---	---	---	---	---	1	DIS	---	---	---	---	---	---	---	0.0258	---	---	---

Surface Water Hydrochemical Data

Station Name	Pump Station Spring
Sample ID	RESE-1001056
Sample Date	2/9/2004 3:40:00 PM
Basin	Upper Queen Creek Watershed
Sub-basin	unknown
QC Type	Original data

Parameters and Constituents		Standards														Results				
Name	Units	AZ Agricultural Livestock Watering		AZ Aquatic and Wildlife - Ephemeral Acute		AZ Aquatic and Wildlife - Warm Water Acute		AZ Aquatic and Wildlife - Warm Water Chronic		AZ Full Body Contact		AZ Fish Consumption		AZ Partial Body Contact		Dissolved Results	Total Results	Total Recoverable Results	Field Results	Use Exceeded
		Standard	Fraction	Standard	Fraction	Standard	Fraction	Standard	Fraction	Standard	Fraction	Standard	Fraction	Standard	Fraction					
Metals																				
Lead	mg/l	0.1	TRC	0.572945	DIS	0.27148	DIS	0.010579	DIS	0.015	TRC	---	---	0.015	TRC	<0.001000	<0.001000	<0.001000	---	---
Magnesium	mg/l	---	---	---	---	---	---	---	---	---	---	---	---	---	---	---	31.00	---	---	---
Manganese	mg/l	---	---	---	---	---	---	---	---	130.66701	---	---	---	130.66701	---	---	---	0.00250	---	---
Mercury	mg/l	0.01	TRC	0.005	DIS	0.0024	DIS	0.00001	DIS	0.28	TRC	---	---	0.28	TRC	<0.00020	<0.00020	---	---	AZ Aquatic and Wildlife - Warm Water Chronic*
Molybdenum	mg/l	---	---	---	---	---	---	---	---	---	---	---	---	---	---	---	0.0106	---	---	---
Nickel	mg/l	---	---	13.06543	DIS	1.47119	DIS	0.1634	DIS	28	TRC	0.511	TRC	28	TRC	0.00170 j	---	<0.00130	---	---
Potassium	mg/l	---	---	---	---	---	---	---	---	---	---	---	---	---	---	---	1.06	---	---	---
Selenium	mg/l	0.05	TRC	0.033	TRC	---	---	0.002	TRC	4.667	TRC	0.667	TRC	4.667	TRC	---	<0.00160	0.00140 j	---	---
Silver	mg/l	---	---	0.032982	DIS	0.032982	DIS	---	---	4.667	TRC	8	TRC	4.667	TRC	<0.000100	<0.000100	<0.000100	---	---
Sodium	mg/l	---	---	---	---	---	---	---	---	---	---	---	---	---	---	---	10.90	---	---	---
Thallium	mg/l	---	---	---	---	0.7	DIS	0.15	DIS	0.075	TRC	0.001	TRC	0.075	TRC	<0.00040	<0.00040	---	---	---
Zinc	mg/l	25	TRC	3.50003	DIS	0.36883	DIS	0.36883	DIS	280	TRC	5.106	TRC	280	TRC	0.00040 j	0.00390 j	<0.00020	---	---

The hardness value used for calculation of hardness-dependent standards is the hardness of the sample itself, not the hardness of a receiving water.
* Detection limit exceeds standard
† Exceedance is considered less than regulatory limit
‡ For comparison only - no analysis exists

Station Name	Pump Station Spring
Sample ID	RESE-1001085
Sample Date	5/25/2004
Basin	Upper Queen Creek Watershed
Sub-basin	unknown
QC Type	Field duplicates

Surface Water Hydrochemical Data

MONTGOMERY & ASSOCIATES

Parameters and Constituents		Standards														Results				
Name	Units	AZ Agricultural Livestock Watering		AZ Aquatic and Wildlife - Ephemeral Acute		AZ Aquatic and Wildlife - Warm Water Acute		AZ Aquatic and Wildlife - Warm Water Chronic		AZ Full Body Contact		AZ Fish Consumption		AZ Partial Body Contact		Dissolved Results	Total Results	Total Recoverable Results	Field Results	Use Exceeded
		Standard	Fraction	Standard	Fraction	Standard	Fraction	Standard	Fraction	Standard	Fraction	Standard	Fraction	Standard	Fraction					
Bacteria																				
E. Coli	MPN/100ml	---	---	---	---	---	---	---	---	235	---	---	---	575	---	---	11.0	---	---	---
Total Coliforms	MPN/100ml	---	---	---	---	---	---	---	---	---	---	---	---	---	---	---	1600 ge	---	---	---
Field Parameters																				
Flow Rate	gallons/minute	---	---	---	---	---	---	---	---	---	---	---	---	---	---	---	---	---	1.00 j	---
Inorganics																				
Alkalinity (as CaCO3)	mg/l	---	---	---	---	---	---	---	---	---	---	---	---	---	---	---	391.0	---	---	---
Bicarbonate (Calculated by M&A)	mg/l	---	---	---	---	---	---	---	---	---	---	---	---	---	---	---	477.0	---	---	---
Bicarbonate Alkalinity (as CaCO3)	mg/l	---	---	---	---	---	---	---	---	---	---	---	---	---	---	---	391.0	---	---	---
Bromide	mg/l	---	---	---	---	---	---	---	---	---	---	---	---	---	---	---	0.180	---	---	---
Carbonate (Calculated by M&A)	mg/l	---	---	---	---	---	---	---	---	---	---	---	---	---	---	---	--	---	---	---
Carbonate Alkalinity (as CaCO3)	mg/l	---	---	---	---	---	---	---	---	---	---	---	---	---	---	---	<1.00	---	---	---
Chloride	mg/l	---	---	---	---	---	---	---	---	---	---	---	---	---	---	---	11.00	---	---	---
Cyanide, Total	mg/l	---	---	---	---	---	---	---	---	---	---	---	---	---	---	---	<0.010	---	---	---
Fluoride	mg/l	---	---	---	---	---	---	---	---	140	---	---	---	140	---	---	0.270	---	---	---
Hardness (as CaCO3)	mg/l	---	---	---	---	---	---	---	---	---	---	---	---	---	---	---	420.0	---	---	---
Nitrate as N	mg/l	---	---	---	---	---	---	---	---	3733.3	---	---	---	3733.3	---	---	9.8	---	---	---
Nitrate+Nitrite as N	mg/l	---	---	---	---	---	---	---	---	---	---	---	---	---	---	---	9.8	---	---	---
Nitrate+Nitrite as N (calculated by M&A)	mg/l	---	---	---	---	---	---	---	---	3733.3	---	---	---	3733.3	---	---	9.8	---	---	---
Nitrite as N	mg/l	---	---	---	---	---	---	---	---	233.33	---	---	---	233.33	---	---	<0.10	---	---	---
Silica	mg/l	---	---	---	---	---	---	---	---	---	---	---	---	---	---	---	45.5	---	---	---
Sulfate	mg/l	---	---	---	---	---	---	---	---	---	---	---	---	---	---	---	57.0	---	---	---
Sulfide	mg/l	---	---	---	---	---	---	---	---	---	---	---	---	---	---	---	<1.000	---	---	---
Lab Parameters																				
Color	Color Units	---	---	---	---	---	---	---	---	---	---	---	---	---	---	---	<1.0	---	---	---
Total Dissolved Solids (Laboratory)	mg/l	---	---	---	---	---	---	---	---	---	---	---	---	---	---	---	571	---	---	---
Total Suspended Solids	mg/l	---	---	---	---	---	---	---	---	---	---	---	---	---	---	---	5.00	---	---	---
Metals																				
Aluminum	mg/l	---	---	---	---	---	---	---	---	---	---	---	---	---	---	---	0.1160	---	---	---
Antimony	mg/l	---	---	---	---	0.088	DIS	0.03	DIS	0.747	TRC	0.64	TRC	0.747	TRC	<0.00300	<0.00300	<0.00300	---	---
Arsenic	mg/l	0.2	TRC	0.44	DIS	0.34	DIS	0.15	DIS	0.03	TRC	0.08	TRC	0.28	TRC	<0.00300	<0.00300	<0.00300	---	---
Barium	mg/l	---	---	---	---	---	---	---	---	98	TRC	---	---	98	TRC	0.0167	---	---	---	---
Beryllium	mg/l	---	---	---	---	---	---	---	---	1.867	TRC	0.084	TRC	1.867	TRC	<0.00200	<0.00200	<0.00200	---	---
Boron	mg/l	---	---	---	---	---	---	---	---	186.667	TRC	---	---	186.667	TRC	---	<0.0400	---	---	---
Cadmium	mg/l	0.05	---	0.087609	DIS	0.030232	DIS	0.001468	DIS	0.7	TRC	0.084	TRC	0.7	TRC	<0.000100	<0.000100	<0.000100	---	---
Calcium	mg/l	---	---	---	---	---	---	---	---	---	---	---	---	---	---	---	119.0	---	---	---
Chromium	mg/l	1	---	---	---	---	---	---	---	---	---	---	---	---	---	<0.00600	---	<0.00600	---	---
Chromium, Hexavalent‡	mg/l	---	---	0.034	DIS	0.016	DIS	0.011	DIS	2.8	TRC	0.15	TRC	2.8	TRC	<0.00600	---	<0.00600	---	---
Chromium, Trivalent‡	mg/l	---	---	5.9497	TRC	1.7733	TRC	0.23067	TRC	1400	TRC	75	TRC	1400	TRC	<0.00600	---	<0.00600	---	---
Cobalt	mg/l	---	---	---	---	---	---	---	---	---	---	---	---	---	---	---	<0.00600	---	---	---
Copper	mg/l	0.5	TRC	0.08588	DIS	0.04962	DIS	0.02928	DIS	1.3	TRC	---	---	1.3	TRC	<0.00300	<0.00300	<0.00300	---	---
Iron	mg/l	---	---	---	---	---	---	1	DIS	---	---	---	---	---	---	---	0.0720	---	---	---
Lead	mg/l	0.1	TRC	0.592712	DIS	0.280846	DIS	0.010944	DIS	0.015	TRC	---	---	0.015	TRC	<0.003000	<0.003000	<0.003000	---	---
Magnesium	mg/l	---	---	---	---	---	---	---	---	---	---	---	---	---	---	---	29.80	---	---	---
Manganese	mg/l	---	---	---	---	---	---	---	---	130.66701	---	---	---	130.66701	---	---	---	0.00760	---	---
Mercury	mg/l	0.01	TRC	0.005	DIS	0.0024	DIS	0.00001	DIS	0.28	TRC	---	---	0.28	TRC	<0.00020	<0.00020	---	---	AZ Aquatic and Wildlife - Warm Water Chronic*
Molybdenum	mg/l	---	---	---	---	---	---	---	---	---	---	---	---	---	---	---	0.0147	---	---	---

Surface Water Hydrochemical Data

Station Name	Pump Station Spring
Sample ID	RESE-1001085
Sample Date	5/25/2004
Basin	Upper Queen Creek Watershed
Sub-basin	unknown
QC Type	Field duplicates

Parameters and Constituents		Standards														Results				
Name	Units	AZ Agricultural Livestock Watering		AZ Aquatic and Wildlife - Ephemeral Acute		AZ Aquatic and Wildlife - Warm Water Acute		AZ Aquatic and Wildlife - Warm Water Chronic		AZ Full Body Contact		AZ Fish Consumption		AZ Partial Body Contact		Dissolved Results	Total Results	Total Recoverable Results	Field Results	Use Exceeded
		Standard	Fraction	Standard	Fraction	Standard	Fraction	Standard	Fraction	Standard	Fraction	Standard	Fraction	Standard	Fraction					
Metals																				
Nickel	mg/l	---	---	13.43579	DIS	1.51289	DIS	0.16804	DIS	28	TRC	0.511	TRC	28	TRC	<0.01000	---	<0.01000	---	---
Potassium	mg/l	---	---	---	---	---	---	---	---	---	---	---	---	---	---	---	1.10	---	---	---
Selenium	mg/l	0.05	TRC	0.033	TRC	---	---	0.002	TRC	4.667	TRC	0.667	TRC	4.667	TRC	---	<0.00300	<0.03000	---	AZ Aquatic and Wildlife - Warm Water Chronic*
Silver	mg/l	---	---	0.034911	DIS	0.034911	DIS	---	---	4.667	TRC	8	TRC	4.667	TRC	<0.000100	<0.000100	<0.000100	---	---
Sodium	mg/l	---	---	---	---	---	---	---	---	---	---	---	---	---	---	---	10.60	---	---	---
Thallium	mg/l	---	---	---	---	0.7	DIS	0.15	DIS	0.075	TRC	0.001	TRC	0.075	TRC	<0.00200	<0.00200	---	---	AZ Fish Consumption*
Uranium	mg/l	---	---	---	---	---	---	---	---	2.8	---	---	---	2.8	---	---	0.00130	---	---	---
Zinc	mg/l	25	TRC	3.5994	DIS	0.3793	DIS	0.3793	DIS	280	TRC	5.106	TRC	280	TRC	<0.00500	<0.00500	<0.00500	---	---
Radiologicals																				
Gross Alpha	pCi/l	---	---	---	---	---	---	---	---	---	---	---	---	---	---	---	<3.80	---	---	---
Gross Beta	pCi/l	---	---	---	---	---	---	---	---	---	---	---	---	---	---	---	<5.40	---	---	---
Radionuclides																				
Radium 226	pCi/l	---	---	---	---	---	---	---	---	---	---	---	---	---	---	---	<0.50	---	---	---
Radium 226 + Radium 228	pCi/l	---	---	---	---	---	---	---	---	---	---	---	---	---	---	---	--	---	---	---
Radium 228	pCi/l	---	---	---	---	---	---	---	---	---	---	---	---	---	---	---	<1.40	---	---	---

The hardness value used for calculation of hardness-dependent standards is the hardness of the sample itself, not the hardness of a receiving water.
* Detection limit exceeds standard
‡ For comparison only - no analysis exists

Station Name	Pump Station Spring
Sample ID	RESE-1001084
Sample Date	5/25/2004 10:10:00 AM
Basin	Upper Queen Creek Watershed
Sub-basin	unknown
QC Type	Original data

Surface Water Hydrochemical Data

MONTGOMERY & ASSOCIATES

Parameters and Constituents		Standards														Results				
Name	Units	AZ Agricultural Livestock Watering		AZ Aquatic and Wildlife - Ephemeral Acute		AZ Aquatic and Wildlife - Warm Water Acute		AZ Aquatic and Wildlife - Warm Water Chronic		AZ Full Body Contact		AZ Fish Consumption		AZ Partial Body Contact		Dissolved Results	Total Results	Total Recoverable Results	Field Results	Use Exceeded
		Standard	Fraction	Standard	Fraction	Standard	Fraction	Standard	Fraction	Standard	Fraction	Standard	Fraction	Standard	Fraction					
Bacteria																				
E. Coli	MPN/100ml	---	---	---	---	---	---	---	---	235	---	---	---	575	---	---	23.0	---	---	---
Total Coliforms	MPN/100ml	---	---	---	---	---	---	---	---	---	---	---	---	---	---	---	1600	---	---	---
Field Parameters																				
Dissolved oxygen	mg/l	---	---	---	---	6	---	6	---	---	---	---	---	---	---	---	---	---	5.67	AZ Aquatic and Wildlife - Warm Water Acute† AZ Aquatic and Wildlife - Warm Water Chronic†
Flow Rate	gallons/minute	---	---	---	---	---	---	---	---	---	---	---	---	---	---	---	---	---	1.00 j	---
pH (Field)	s.u.	6.5 - 9	---	6.5 - 9	---	6.5 - 9	---	6.5 - 9	---	6.5 - 9	---	---	---	6.5 - 9	---	---	---	---	7.30	---
Specific Conductance (Field)	uS/cm	---	---	---	---	---	---	---	---	---	---	---	---	---	---	---	---	---	845.00	---
Temperature (Field)	Deg C	---	---	---	---	---	---	---	---	---	---	---	---	---	---	---	---	---	16.80	---
Turbidity (Field)	NTUs	---	---	---	---	---	---	---	---	---	---	---	---	---	---	---	---	---	2.01	---
Inorganics																				
Alkalinity (as CaCO3)	mg/l	---	---	---	---	---	---	---	---	---	---	---	---	---	---	---	393.0	---	---	---
Bicarbonate (Calculated by M&A)	mg/l	---	---	---	---	---	---	---	---	---	---	---	---	---	---	---	479.5	---	---	---
Bicarbonate Alkalinity (as CaCO3)	mg/l	---	---	---	---	---	---	---	---	---	---	---	---	---	---	---	393.0	---	---	---
Bromide	mg/l	---	---	---	---	---	---	---	---	---	---	---	---	---	---	---	0.130	---	---	---
Carbonate (Calculated by M&A)	mg/l	---	---	---	---	---	---	---	---	---	---	---	---	---	---	---	--	---	---	---
Carbonate Alkalinity (as CaCO3)	mg/l	---	---	---	---	---	---	---	---	---	---	---	---	---	---	---	<1.00	---	---	---
Chloride	mg/l	---	---	---	---	---	---	---	---	---	---	---	---	---	---	---	10.60	---	---	---
Cyanide, Total	mg/l	---	---	---	---	---	---	---	---	---	---	---	---	---	---	---	<0.010	---	---	---
Fluoride	mg/l	---	---	---	---	---	---	---	---	140	---	---	---	140	---	---	0.250	---	---	---
Hardness (as CaCO3)	mg/l	---	---	---	---	---	---	---	---	---	---	---	---	---	---	---	336.0	---	---	---
Nitrate as N	mg/l	---	---	---	---	---	---	---	---	3733.3	---	---	---	3733.3	---	---	9.8	---	---	---
Nitrate+Nitrite as N	mg/l	---	---	---	---	---	---	---	---	---	---	---	---	---	---	---	9.8	---	---	---
Nitrate+Nitrite as N (calculated by M&A)	mg/l	---	---	---	---	---	---	---	---	3733.3	---	---	---	3733.3	---	---	9.8	---	---	---
Nitrite as N	mg/l	---	---	---	---	---	---	---	---	233.33	---	---	---	233.33	---	---	<0.10	---	---	---
Silica	mg/l	---	---	---	---	---	---	---	---	---	---	---	---	---	---	---	45.6	---	---	---
Sulfate	mg/l	---	---	---	---	---	---	---	---	---	---	---	---	---	---	---	58.8	---	---	---
Sulfide	mg/l	---	---	---	---	---	---	---	---	---	---	---	---	---	---	---	<1.000	---	---	---
Lab Parameters																				
Color	Color Units	---	---	---	---	---	---	---	---	---	---	---	---	---	---	---	<1.0	---	---	---
Total Dissolved Solids (Laboratory)	mg/l	---	---	---	---	---	---	---	---	---	---	---	---	---	---	---	544	---	---	---
Total Suspended Solids	mg/l	---	---	---	---	---	---	---	---	---	---	---	---	---	---	---	8.00	---	---	---
Metals																				
Aluminum	mg/l	---	---	---	---	---	---	---	---	---	---	---	---	---	---	---	0.0510	---	---	---
Antimony	mg/l	---	---	---	---	0.088	DIS	0.03	DIS	0.747	TRC	0.64	TRC	0.747	TRC	<0.00300	<0.00300	<0.00300	---	---
Arsenic	mg/l	0.2	TRC	0.44	DIS	0.34	DIS	0.15	DIS	0.03	TRC	0.08	TRC	0.28	TRC	<0.00300	<0.00300	<0.00300	---	---
Barium	mg/l	---	---	---	---	---	---	---	---	98	TRC	---	---	98	TRC	0.0141	---	---	---	---
Beryllium	mg/l	---	---	---	---	---	---	---	---	1.867	TRC	0.084	TRC	1.867	TRC	<0.00200	<0.00200	<0.00200	---	---
Boron	mg/l	---	---	---	---	---	---	---	---	186.667	TRC	---	---	186.667	TRC	---	<0.0400	---	---	---
Cadmium	mg/l	0.05	---	0.073983	DIS	0.02553	DIS	0.001301	DIS	0.7	TRC	0.084	TRC	0.7	TRC	<0.000100	<0.000100	<0.000100	---	---
Calcium	mg/l	---	---	---	---	---	---	---	---	---	---	---	---	---	---	---	85.4	---	---	---
Chromium	mg/l	1	---	---	---	---	---	---	---	---	---	---	---	---	---	<0.00600	---	<0.00600	---	---
Chromium, Hexavalent‡	mg/l	---	---	0.034	DIS	0.016	DIS	0.011	DIS	2.8	TRC	0.15	TRC	2.8	TRC	<0.00600	---	<0.00600	---	---
Chromium, Trivalent‡	mg/l	---	---	5.15798	TRC	1.53733	TRC	0.19997	TRC	1400	TRC	75	TRC	1400	TRC	<0.00600	---	<0.00600	---	---
Cobalt	mg/l	---	---	---	---	---	---	---	---	---	---	---	---	---	---	---	<0.00600	---	---	---
Copper	mg/l	0.5	TRC	0.07287	DIS	0.0421	DIS	0.02523	DIS	1.3	TRC	---	---	1.3	TRC	<0.00300	<0.00300	<0.00300	---	---

Station Name	Pump Station Spring
Sample ID	RESE-1001084
Sample Date	5/25/2004 10:10:00 AM
Basin	Upper Queen Creek Watershed
Sub-basin	unknown
QC Type	Original data

Surface Water Hydrochemical Data

MONTGOMERY & ASSOCIATES

Parameters and Constituents		Standards														Results				
Name	Units	AZ Agricultural Livestock Watering		AZ Aquatic and Wildlife - Ephemeral Acute		AZ Aquatic and Wildlife - Warm Water Acute		AZ Aquatic and Wildlife - Warm Water Chronic		AZ Full Body Contact		AZ Fish Consumption		AZ Partial Body Contact		Dissolved Results	Total Results	Total Recoverable Results	Field Results	Use Exceeded
		Standard	Fraction	Standard	Fraction	Standard	Fraction	Standard	Fraction	Standard	Fraction	Standard	Fraction	Standard	Fraction					
Metals																				
Iron	mg/l	---	---	---	---	---	---	1	DIS	---	---	---	---	---	---	---	0.0250	---	---	---
Lead	mg/l	0.1	TRC	0.495212	DIS	0.234648	DIS	0.009144	DIS	0.015	TRC	---	---	0.015	TRC	<0.003000	<0.003000	<0.003000	---	---
Magnesium	mg/l	---	---	---	---	---	---	---	---	---	---	---	---	---	---	---	29.80	---	---	---
Manganese	mg/l	---	---	---	---	---	---	---	---	130.66701	---	---	---	130.66701	---	---	---	0.00680	---	---
Mercury	mg/l	0.01	TRC	0.005	DIS	0.0024	DIS	0.00001	DIS	0.28	TRC	---	---	0.28	TRC	<0.00020	<0.00020	---	---	AZ Aquatic and Wildlife - Warm Water Chronic*
Molybdenum	mg/l	---	---	---	---	---	---	---	---	---	---	---	---	---	---	---	0.0137	---	---	---
Nickel	mg/l	---	---	11.5932	DIS	1.30541	DIS	0.14499	DIS	28	TRC	0.511	TRC	28	TRC	<0.01000	---	<0.01000	---	---
Potassium	mg/l	---	---	---	---	---	---	---	---	---	---	---	---	---	---	---	1.10	---	---	---
Selenium	mg/l	0.05	TRC	0.033	TRC	---	---	0.002	TRC	4.667	TRC	0.667	TRC	4.667	TRC	---	<0.00300	<0.00300	---	AZ Aquatic and Wildlife - Warm Water Chronic*
Silver	mg/l	---	---	0.025866	DIS	0.025866	DIS	---	---	4.667	TRC	8	TRC	4.667	TRC	<0.000100	<0.000100	<0.000100	---	---
Sodium	mg/l	---	---	---	---	---	---	---	---	---	---	---	---	---	---	---	10.80	---	---	---
Thallium	mg/l	---	---	---	---	0.7	DIS	0.15	DIS	0.075	TRC	0.001	TRC	0.075	TRC	<0.00200	<0.00200	---	---	AZ Fish Consumption*
Uranium	mg/l	---	---	---	---	---	---	---	---	2.8	---	---	---	2.8	---	---	0.00130	---	---	---
Zinc	mg/l	25	TRC	3.10507	DIS	0.32721	DIS	0.32721	DIS	280	TRC	5.106	TRC	280	TRC	<0.00500	<0.00500	<0.00500	---	---
Other																				
Anions (Laboratory)	meq/l	---	---	---	---	---	---	---	---	---	---	---	---	---	---	---	9.38	---	---	---
Cations (Laboratory)	meq/l	---	---	---	---	---	---	---	---	---	---	---	---	---	---	---	7.22	---	---	---
Ion Balance (Laboratory)	%	---	---	---	---	---	---	---	---	---	---	---	---	---	---	---	-13.00	---	---	---
Total Dissolved Solids (Calc by Lab)	mg/l	---	---	---	---	---	---	---	---	---	---	---	---	---	---	---	490	---	---	---
Radiologicals																				
Gross Alpha	pCi/l	---	---	---	---	---	---	---	---	---	---	---	---	---	---	---	4.02	---	---	---
Gross Beta	pCi/l	---	---	---	---	---	---	---	---	---	---	---	---	---	---	---	<5.70	---	---	---
Radionuclides																				
Radium 226	pCi/l	---	---	---	---	---	---	---	---	---	---	---	---	---	---	---	4.30	---	---	---
Radium 226 + Radium 228	pCi/l	---	---	---	---	---	---	---	---	---	---	---	---	---	---	---	4.30	---	---	---
Radium 228	pCi/l	---	---	---	---	---	---	---	---	---	---	---	---	---	---	---	<1.40	---	---	---

The hardness value used for calculation of hardness-dependent standards is the hardness of the sample itself, not the hardness of a receiving water.
* Detection limit exceeds standard
† Exceedance is considered less than regulatory limit
‡ For comparison only - no analysis exists

Station Name	Pump Station Spring
Sample ID	RESE-1001084
Sample Date	5/25/2004 10:10:00 AM
Basin	Upper Queen Creek Watershed
Sub-basin	unknown
QC Type	Laboratory duplicates

Surface Water Hydrochemical Data

MONTGOMERY & ASSOCIATES

Parameters and Constituents		Standards														Results				
Name	Units	AZ Agricultural Livestock Watering		AZ Aquatic and Wildlife - Ephemeral Acute		AZ Aquatic and Wildlife - Warm Water Acute		AZ Aquatic and Wildlife - Warm Water Chronic		AZ Full Body Contact		AZ Fish Consumption		AZ Partial Body Contact		Dissolved Results	Total Results	Total Recoverable Results	Field Results	Use Exceeded
		Standard	Fraction	Standard	Fraction	Standard	Fraction	Standard	Fraction	Standard	Fraction	Standard	Fraction	Standard	Fraction					
Inorganics																				
Nitrate as N	mg/l	---	---	---	---	---	---	---	---	3733.3	---	---	---	3733.3	---	---	9.2	---	---	---
Nitrate+Nitrite as N	mg/l	---	---	---	---	---	---	---	---	---	---	---	---	---	---	---	9.2	---	---	---
Nitrate+Nitrite as N (calculated by M&A)	mg/l	---	---	---	---	---	---	---	---	3733.3	---	---	---	3733.3	---	---	9.2	---	---	---
Nitrite as N	mg/l	---	---	---	---	---	---	---	---	233.33	---	---	---	233.33	---	---	<1.00	---	---	---

The hardness value used for calculation of hardness-dependent standards is the hardness of the sample itself, not the hardness of a receiving water.

Station Name	Pump Station Spring
Sample ID	RESE-1001096
Sample Date	8/3/2004 9:50:00 AM
Basin	Upper Queen Creek Watershed
Sub-basin	unknown
QC Type	Original data

Surface Water Hydrochemical Data

MONTGOMERY & ASSOCIATES

Parameters and Constituents		Standards														Results				
Name	Units	AZ Agricultural Livestock Watering		AZ Aquatic and Wildlife - Ephemeral Acute		AZ Aquatic and Wildlife - Warm Water Acute		AZ Aquatic and Wildlife - Warm Water Chronic		AZ Full Body Contact		AZ Fish Consumption		AZ Partial Body Contact		Dissolved Results	Total Results	Total Recoverable Results	Field Results	Use Exceeded
		Standard	Fraction	Standard	Fraction	Standard	Fraction	Standard	Fraction	Standard	Fraction	Standard	Fraction	Standard	Fraction					
Bacteria																				
E. Coli	MPN/100ml	---	---	---	---	---	---	---	---	235	---	---	---	575	---	---	130.0	---	---	---
Total Coliforms	MPN/100ml	---	---	---	---	---	---	---	---	---	---	---	---	---	---	---	1600 ge	---	---	---
Field Parameters																				
Dissolved oxygen	mg/l	---	---	---	---	6	---	6	---	---	---	---	---	---	---	---	---	---	2.93	AZ Aquatic and Wildlife - Warm Water Acute† AZ Aquatic and Wildlife - Warm Water Chronic†
Flow Rate	gallons/minute	---	---	---	---	---	---	---	---	---	---	---	---	---	---	---	---	---	<0.10	---
pH (Field)	s.u.	6.5 - 9	---	6.5 - 9	---	6.5 - 9	---	6.5 - 9	---	6.5 - 9	---	---	---	6.5 - 9	---	---	---	---	7.70	---
Specific Conductance (Field)	uS/cm	---	---	---	---	---	---	---	---	---	---	---	---	---	---	---	---	---	830.00	---
Temperature (Field)	Deg C	---	---	---	---	---	---	---	---	---	---	---	---	---	---	---	---	---	18.00	---
Turbidity (Field)	NTUs	---	---	---	---	---	---	---	---	---	---	---	---	---	---	---	---	---	0.01	---
Inorganics																				
Alkalinity (as CaCO3)	mg/l	---	---	---	---	---	---	---	---	---	---	---	---	---	---	---	393.0	---	---	---
Bicarbonate (Calculated by M&A)	mg/l	---	---	---	---	---	---	---	---	---	---	---	---	---	---	---	479.5	---	---	---
Bicarbonate Alkalinity (as CaCO3)	mg/l	---	---	---	---	---	---	---	---	---	---	---	---	---	---	---	393.0	---	---	---
Bromide	mg/l	---	---	---	---	---	---	---	---	---	---	---	---	---	---	---	0.180	---	---	---
Carbonate (Calculated by M&A)	mg/l	---	---	---	---	---	---	---	---	---	---	---	---	---	---	---	--	---	---	---
Carbonate Alkalinity (as CaCO3)	mg/l	---	---	---	---	---	---	---	---	---	---	---	---	---	---	---	<1.00	---	---	---
Chloride	mg/l	---	---	---	---	---	---	---	---	---	---	---	---	---	---	---	11.90	---	---	---
Fluoride	mg/l	---	---	---	---	---	---	---	---	140	---	---	---	140	---	---	0.260	---	---	---
Hardness (as CaCO3)	mg/l	---	---	---	---	---	---	---	---	---	---	---	---	---	---	---	317.0	---	---	---
Nitrate as N	mg/l	---	---	---	---	---	---	---	---	3733.3	---	---	---	3733.3	---	---	12.0	---	---	---
Nitrate+Nitrite as N	mg/l	---	---	---	---	---	---	---	---	---	---	---	---	---	---	---	12.0	---	---	---
Nitrate+Nitrite as N (calculated by M&A)	mg/l	---	---	---	---	---	---	---	---	3733.3	---	---	---	3733.3	---	---	12.0	---	---	---
Nitrite as N	mg/l	---	---	---	---	---	---	---	---	233.33	---	---	---	233.33	---	---	<0.10	---	---	---
Ortho-Phosphate	mg/l	---	---	---	---	---	---	---	---	---	---	---	---	---	---	---	<0.50	---	---	---
Silica	mg/l	---	---	---	---	---	---	---	---	---	---	---	---	---	---	---	45.1	---	---	---
Sulfate	mg/l	---	---	---	---	---	---	---	---	---	---	---	---	---	---	---	60.1	---	---	---
Sulfide	mg/l	---	---	---	---	---	---	---	---	---	---	---	---	---	---	---	<1.000	---	---	---
Lab Parameters																				
Color	Color Units	---	---	---	---	---	---	---	---	---	---	---	---	---	---	---	10.0	---	---	---
Total Dissolved Solids (Laboratory)	mg/l	---	---	---	---	---	---	---	---	---	---	---	---	---	---	---	536	---	---	---
Total Suspended Solids	mg/l	---	---	---	---	---	---	---	---	---	---	---	---	---	---	---	<5.00	---	---	---
Metals																				
Aluminum	mg/l	---	---	---	---	---	---	---	---	---	---	---	---	---	---	---	<0.0200	---	---	---
Antimony	mg/l	---	---	---	---	0.088	DIS	0.03	DIS	0.747	TRC	0.64	TRC	0.747	TRC	<0.00300	<0.00300	<0.00300	---	---
Arsenic	mg/l	0.2	TRC	0.44	DIS	0.34	DIS	0.15	DIS	0.03	TRC	0.08	TRC	0.28	TRC	<0.00300	<0.00300	<0.00300	---	---
Barium	mg/l	---	---	---	---	---	---	---	---	98	TRC	---	---	98	TRC	0.0144	---	---	---	---
Beryllium	mg/l	---	---	---	---	---	---	---	---	1.867	TRC	0.084	TRC	1.867	TRC	<0.00200	<0.00200	<0.00200	---	---
Boron	mg/l	---	---	---	---	---	---	---	---	186.667	TRC	---	---	186.667	TRC	---	<0.0400	---	---	---
Cadmium	mg/l	0.05	---	0.069922	DIS	0.024128	DIS	0.00125	DIS	0.7	TRC	0.084	TRC	0.7	TRC	<0.000100	<0.000100	<0.000100	---	---
Calcium	mg/l	---	---	---	---	---	---	---	---	---	---	---	---	---	---	---	77.8	---	---	---
Chromium	mg/l	1	---	---	---	---	---	---	---	---	---	---	---	---	---	<0.00600	---	<0.00600	---	---
Chromium, Hexavalent‡	mg/l	---	---	0.034	DIS	0.016	DIS	0.011	DIS	2.8	TRC	0.15	TRC	2.8	TRC	<0.00600	---	<0.00600	---	---
Chromium, Trivalent‡	mg/l	---	---	4.91785	TRC	1.46576	TRC	0.19066	TRC	1400	TRC	75	TRC	1400	TRC	<0.00600	---	<0.00600	---	---
Cobalt	mg/l	---	---	---	---	---	---	---	---	---	---	---	---	---	---	---	<0.00600	---	---	---
Copper	mg/l	0.5	TRC	0.06898	DIS	0.03985	DIS	0.024	DIS	1.3	TRC	---	---	1.3	TRC	<0.00300	<0.00300	<0.00300	---	---

Station Name	Pump Station Spring
Sample ID	RESE-1001096
Sample Date	8/3/2004 9:50:00 AM
Basin	Upper Queen Creek Watershed
Sub-basin	unknown
QC Type	Original data

Surface Water Hydrochemical Data

MONTGOMERY & ASSOCIATES

Parameters and Constituents		Standards														Results				
Name	Units	AZ Agricultural Livestock Watering		AZ Aquatic and Wildlife - Ephemeral Acute		AZ Aquatic and Wildlife - Warm Water Acute		AZ Aquatic and Wildlife - Warm Water Chronic		AZ Full Body Contact		AZ Fish Consumption		AZ Partial Body Contact		Dissolved Results	Total Results	Total Recoverable Results	Field Results	Use Exceeded
		Standard	Fraction	Standard	Fraction	Standard	Fraction	Standard	Fraction	Standard	Fraction	Standard	Fraction	Standard	Fraction					
Metals																				
Iron	mg/l	---	---	---	---	---	---	1	DIS	---	---	---	---	---	---	---	<0.0200	---	---	---
Lead	mg/l	0.1	TRC	0.466191	DIS	0.220897	DIS	0.008608	DIS	0.015	TRC	---	---	0.015	TRC	<0.003000	<0.003000	<0.003000	---	---
Magnesium	mg/l	---	---	---	---	---	---	---	---	---	---	---	---	---	---	---	29.90	---	---	---
Manganese	mg/l	---	---	---	---	---	---	---	---	130.66701	---	---	---	130.66701	---	---	---	0.00490	---	---
Mercury	mg/l	0.01	TRC	0.005	DIS	0.0024	DIS	0.00001	DIS	0.28	TRC	---	---	0.28	TRC	<0.00020	<0.00020	---	---	AZ Aquatic and Wildlife - Warm Water Chronic*
Molybdenum	mg/l	---	---	---	---	---	---	---	---	---	---	---	---	---	---	---	0.0102	---	---	---
Nickel	mg/l	---	---	11.03612	DIS	1.24268	DIS	0.13802	DIS	28	TRC	0.511	TRC	28	TRC	<0.01000	---	<0.01000	---	---
Potassium	mg/l	---	---	---	---	---	---	---	---	---	---	---	---	---	---	---	1.30	---	---	---
Selenium	mg/l	0.05	TRC	0.033	TRC	---	---	0.002	TRC	4.667	TRC	0.667	TRC	4.667	TRC	---	<0.00300	<0.00300	---	AZ Aquatic and Wildlife - Warm Water Chronic*
Silver	mg/l	---	---	0.023401	DIS	0.023401	DIS	---	---	4.667	TRC	8	TRC	4.667	TRC	<0.000100	<0.000100	<0.000100	---	---
Sodium	mg/l	---	---	---	---	---	---	---	---	---	---	---	---	---	---	---	11.60	---	---	---
Thallium	mg/l	---	---	---	---	0.7	DIS	0.15	DIS	0.075	TRC	0.001	TRC	0.075	TRC	<0.00200	<0.00200	---	---	AZ Fish Consumption*
Zinc	mg/l	25	TRC	2.95564	DIS	0.31146	DIS	0.31146	DIS	280	TRC	5.106	TRC	280	TRC	<0.00500	<0.00500	<0.00500	---	---
Other																				
Anions (Laboratory)	meq/l	---	---	---	---	---	---	---	---	---	---	---	---	---	---	---	9.45	---	---	---
Cations (Laboratory)	meq/l	---	---	---	---	---	---	---	---	---	---	---	---	---	---	---	6.87	---	---	---
Ion Balance (Laboratory)	%	---	---	---	---	---	---	---	---	---	---	---	---	---	---	---	-15.80	---	---	---
Total Dissolved Solids (Calc by Lab)	mg/l	---	---	---	---	---	---	---	---	---	---	---	---	---	---	---	486	---	---	---

The hardness value used for calculation of hardness-dependent standards is the hardness of the sample itself, not the hardness of a receiving water.
* Detection limit exceeds standard
† Exceedance is considered less than regulatory limit
‡ For comparison only - no analysis exists

Station Name	Pump Station Spring
Sample ID	RESE-1001166
Sample Date	11/3/2004 4:10:00 PM
Basin	Upper Queen Creek Watershed
Sub-basin	unknown
QC Type	Original data

Surface Water Hydrochemical Data

MONTGOMERY & ASSOCIATES

Parameters and Constituents		Standards														Results				
Name	Units	AZ Agricultural Livestock Watering		AZ Aquatic and Wildlife - Ephemeral Acute		AZ Aquatic and Wildlife - Warm Water Acute		AZ Aquatic and Wildlife - Warm Water Chronic		AZ Full Body Contact		AZ Fish Consumption		AZ Partial Body Contact		Dissolved Results	Total Results	Total Recoverable Results	Field Results	Use Exceeded
		Standard	Fraction	Standard	Fraction	Standard	Fraction	Standard	Fraction	Standard	Fraction	Standard	Fraction	Standard	Fraction					
Bacteria																				
E. Coli	MPN/100ml	---	---	---	---	---	---	---	---	235	---	---	---	575	---	---	<2.0	---	---	---
Total Coliforms	MPN/100ml	---	---	---	---	---	---	---	---	---	---	---	---	---	---	---	500	---	---	---
Field Parameters																				
Dissolved oxygen	mg/l	---	---	---	---	6	---	6	---	---	---	---	---	---	---	---	---	---	4.93	AZ Aquatic and Wildlife - Warm Water Acute† AZ Aquatic and Wildlife - Warm Water Chronic†
Flow Rate	gallons/minute	---	---	---	---	---	---	---	---	---	---	---	---	---	---	---	---	---	0.25 j	---
pH (Field)	s.u.	6.5 - 9	---	6.5 - 9	---	6.5 - 9	---	6.5 - 9	---	6.5 - 9	---	---	---	6.5 - 9	---	---	---	---	7.30	---
Specific Conductance (Field)	uS/cm	---	---	---	---	---	---	---	---	---	---	---	---	---	---	---	---	---	857.00	---
Temperature (Field)	Deg C	---	---	---	---	---	---	---	---	---	---	---	---	---	---	---	---	---	12.30	---
Turbidity (Field)	NTUs	---	---	---	---	---	---	---	---	---	---	---	---	---	---	---	---	---	0.88	---
Inorganics																				
Alkalinity (as CaCO3)	mg/l	---	---	---	---	---	---	---	---	---	---	---	---	---	---	---	395.0	---	---	---
Bicarbonate (Calculated by M&A)	mg/l	---	---	---	---	---	---	---	---	---	---	---	---	---	---	---	481.9	---	---	---
Bicarbonate Alkalinity (as CaCO3)	mg/l	---	---	---	---	---	---	---	---	---	---	---	---	---	---	---	395.0	---	---	---
Bromide	mg/l	---	---	---	---	---	---	---	---	---	---	---	---	---	---	---	0.310	---	---	---
Carbonate (Calculated by M&A)	mg/l	---	---	---	---	---	---	---	---	---	---	---	---	---	---	---	--	---	---	---
Carbonate Alkalinity (as CaCO3)	mg/l	---	---	---	---	---	---	---	---	---	---	---	---	---	---	---	<1.00	---	---	---
Chloride	mg/l	---	---	---	---	---	---	---	---	---	---	---	---	---	---	---	17.80	---	---	---
Fluoride	mg/l	---	---	---	---	---	---	---	---	140	---	---	---	140	---	---	0.220	---	---	---
Hardness (as CaCO3)	mg/l	---	---	---	---	---	---	---	---	---	---	---	---	---	---	---	353.0	---	---	---
Nitrate as N	mg/l	---	---	---	---	---	---	---	---	3733.3	---	---	---	3733.3	---	---	12.0	---	---	---
Nitrate+Nitrite as N	mg/l	---	---	---	---	---	---	---	---	---	---	---	---	---	---	---	12.0	---	---	---
Nitrate+Nitrite as N (calculated by M&A)	mg/l	---	---	---	---	---	---	---	---	3733.3	---	---	---	3733.3	---	---	12.0	---	---	---
Nitrite as N	mg/l	---	---	---	---	---	---	---	---	233.33	---	---	---	233.33	---	---	<0.10	---	---	---
Ortho-Phosphate	mg/l	---	---	---	---	---	---	---	---	---	---	---	---	---	---	---	<0.50	---	---	---
Silica	mg/l	---	---	---	---	---	---	---	---	---	---	---	---	---	---	---	47.0	---	---	---
Sulfate	mg/l	---	---	---	---	---	---	---	---	---	---	---	---	---	---	---	76.1	---	---	---
Sulfide	mg/l	---	---	---	---	---	---	---	---	---	---	---	---	---	---	---	<1.000	---	---	---
Lab Parameters																				
Color	Color Units	---	---	---	---	---	---	---	---	---	---	---	---	---	---	---	<1.0	---	---	---
Total Dissolved Solids (Laboratory)	mg/l	---	---	---	---	---	---	---	---	---	---	---	---	---	---	---	554	---	---	---
Total Suspended Solids	mg/l	---	---	---	---	---	---	---	---	---	---	---	---	---	---	---	<5.00	---	---	---
Metals																				
Aluminum	mg/l	---	---	---	---	---	---	---	---	---	---	---	---	---	---	---	<0.0200	---	---	---
Antimony	mg/l	---	---	---	---	0.088	DIS	0.03	DIS	0.747	TRC	0.64	TRC	0.747	TRC	<0.00300	<0.00300	<0.00300	---	---
Arsenic	mg/l	0.2	TRC	0.44	DIS	0.34	DIS	0.15	DIS	0.03	TRC	0.08	TRC	0.28	TRC	<0.00300	<0.00300	<0.00300	---	---
Barium	mg/l	---	---	---	---	---	---	---	---	98	TRC	---	---	98	TRC	0.0159	---	---	---	---
Beryllium	mg/l	---	---	---	---	---	---	---	---	1.867	TRC	0.084	TRC	1.867	TRC	<0.00200	<0.00200	<0.00200	---	---
Boron	mg/l	---	---	---	---	---	---	---	---	186.667	TRC	---	---	186.667	TRC	---	<0.0400	---	---	---
Cadmium	mg/l	0.05	---	0.07761	DIS	0.026781	DIS	0.001346	DIS	0.7	TRC	0.084	TRC	0.7	TRC	<0.000100	<0.000100	<0.000100	---	---
Calcium	mg/l	---	---	---	---	---	---	---	---	---	---	---	---	---	---	---	90.5	---	---	---
Chromium	mg/l	1	---	---	---	---	---	---	---	---	---	---	---	---	---	<0.00600	---	<0.00600	---	---
Chromium, Hexavalent‡	mg/l	---	---	0.034	DIS	0.016	DIS	0.011	DIS	2.8	TRC	0.15	TRC	2.8	TRC	<0.00600	---	<0.00600	---	---
Chromium, Trivalent‡	mg/l	---	---	5.37076	TRC	1.60074	TRC	0.20822	TRC	1400	TRC	75	TRC	1400	TRC	<0.00600	---	<0.00600	---	---
Cobalt	mg/l	---	---	---	---	---	---	---	---	---	---	---	---	---	---	---	<0.00600	---	---	---
Copper	mg/l	0.5	TRC	0.07634	DIS	0.0441	DIS	0.02631	DIS	1.3	TRC	---	---	1.3	TRC	<0.00300	<0.00300	<0.00300	---	---

Station Name	Pump Station Spring
Sample ID	RESE-1001166
Sample Date	11/3/2004 4:10:00 PM
Basin	Upper Queen Creek Watershed
Sub-basin	unknown
QC Type	Original data

Surface Water Hydrochemical Data

MONTGOMERY & ASSOCIATES

Parameters and Constituents		Standards														Results				
Name	Units	AZ Agricultural Livestock Watering		AZ Aquatic and Wildlife - Ephemeral Acute		AZ Aquatic and Wildlife - Warm Water Acute		AZ Aquatic and Wildlife - Warm Water Chronic		AZ Full Body Contact		AZ Fish Consumption		AZ Partial Body Contact		Dissolved Results	Total Results	Total Recoverable Results	Field Results	Use Exceeded
		Standard	Fraction	Standard	Fraction	Standard	Fraction	Standard	Fraction	Standard	Fraction	Standard	Fraction	Standard	Fraction					
Metals																				
Iron	mg/l	---	---	---	---	---	---	1	DIS	---	---	---	---	---	---	---	<0.0200	---	---	---
Lead	mg/l	0.1	TRC	0.521152	DIS	0.246939	DIS	0.009623	DIS	0.015	TRC	---	---	0.015	TRC	<0.003000	<0.003000	<0.003000	---	---
Magnesium	mg/l	---	---	---	---	---	---	---	---	---	---	---	---	---	---	---	30.90	---	---	---
Manganese	mg/l	---	---	---	---	---	---	---	---	130.66701	---	---	---	130.66701	---	---	---	0.00270	---	---
Mercury	mg/l	0.01	TRC	0.005	DIS	0.0024	DIS	0.00001	DIS	0.28	TRC	---	---	0.28	TRC	<0.00020	<0.00020	---	---	AZ Aquatic and Wildlife - Warm Water Chronic*
Molybdenum	mg/l	---	---	---	---	---	---	---	---	---	---	---	---	---	---	---	0.0121	---	---	---
Nickel	mg/l	---	---	12.08753	DIS	1.36107	DIS	0.15117	DIS	28	TRC	0.511	TRC	28	TRC	<0.01000	---	<0.01000	---	---
Potassium	mg/l	---	---	---	---	---	---	---	---	---	---	---	---	---	---	---	1.10	---	---	---
Selenium	mg/l	0.05	TRC	0.033	TRC	---	---	0.002	TRC	4.667	TRC	0.667	TRC	4.667	TRC	---	<0.00600	<0.00600	---	AZ Aquatic and Wildlife - Warm Water Chronic*
Silver	mg/l	---	---	0.028157	DIS	0.028157	DIS	---	---	4.667	TRC	8	TRC	4.667	TRC	<0.000100	<0.000100	<0.000100	---	---
Sodium	mg/l	---	---	---	---	---	---	---	---	---	---	---	---	---	---	---	11.30	---	---	---
Thallium	mg/l	---	---	---	---	0.7	DIS	0.15	DIS	0.075	TRC	0.001	TRC	0.075	TRC	<0.00200	<0.00200	---	---	AZ Fish Consumption*
Zinc	mg/l	25	TRC	3.23768	DIS	0.34118	DIS	0.34118	DIS	280	TRC	5.106	TRC	280	TRC	<0.00500	<0.00500	<0.00500	---	---
Other																				
Anions (Laboratory)	meq/l	---	---	---	---	---	---	---	---	---	---	---	---	---	---	---	9.98	---	---	---
Cations (Laboratory)	meq/l	---	---	---	---	---	---	---	---	---	---	---	---	---	---	---	7.58	---	---	---
Ion Balance (Laboratory)	%	---	---	---	---	---	---	---	---	---	---	---	---	---	---	---	-13.70	---	---	---
Total Dissolved Solids (Calc by Lab)	mg/l	---	---	---	---	---	---	---	---	---	---	---	---	---	---	---	524	---	---	---

The hardness value used for calculation of hardness-dependent standards is the hardness of the sample itself, not the hardness of a receiving water.
* Detection limit exceeds standard
† Exceedance is considered less than regulatory limit
‡ For comparison only - no analysis exists

Station Name	Pump Station Spring
Sample ID	RESE-1001183
Sample Date	2/8/2005
Basin	Upper Queen Creek Watershed
Sub-basin	unknown
QC Type	Field duplicates

Surface Water Hydrochemical Data

MONTGOMERY & ASSOCIATES

Parameters and Constituents		Standards														Results				
Name	Units	AZ Agricultural Livestock Watering		AZ Aquatic and Wildlife - Ephemeral Acute		AZ Aquatic and Wildlife - Warm Water Acute		AZ Aquatic and Wildlife - Warm Water Chronic		AZ Full Body Contact		AZ Fish Consumption		AZ Partial Body Contact		Dissolved Results	Total Results	Total Recoverable Results	Field Results	Use Exceeded
		Standard	Fraction	Standard	Fraction	Standard	Fraction	Standard	Fraction	Standard	Fraction	Standard	Fraction	Standard	Fraction					
Bacteria																				
E. Coli	MPN/100ml	---	---	---	---	---	---	---	---	235	---	---	---	575	---	---	<2.0	---	---	---
Total Coliforms	MPN/100ml	---	---	---	---	---	---	---	---	---	---	---	---	---	---	---	1600 ge	---	---	---
Field Parameters																				
Flow Rate	gallons/minute	---	---	---	---	---	---	---	---	---	---	---	---	---	---	---	---	---	45.60	---
Inorganics																				
Alkalinity (as CaCO3)	mg/l	---	---	---	---	---	---	---	---	---	---	---	---	---	---	---	234.0	---	---	---
Bicarbonate (Calculated by M&A)	mg/l	---	---	---	---	---	---	---	---	---	---	---	---	---	---	---	285.5	---	---	---
Bicarbonate Alkalinity (as CaCO3)	mg/l	---	---	---	---	---	---	---	---	---	---	---	---	---	---	---	234.0	---	---	---
Bromide	mg/l	---	---	---	---	---	---	---	---	---	---	---	---	---	---	---	0.149	---	---	---
Carbonate (Calculated by M&A)	mg/l	---	---	---	---	---	---	---	---	---	---	---	---	---	---	---	--	---	---	---
Carbonate Alkalinity (as CaCO3)	mg/l	---	---	---	---	---	---	---	---	---	---	---	---	---	---	---	<1.00	---	---	---
Chloride	mg/l	---	---	---	---	---	---	---	---	---	---	---	---	---	---	---	11.40	---	---	---
Fluoride	mg/l	---	---	---	---	---	---	---	---	140	---	---	---	140	---	---	0.346	---	---	---
Hardness (as CaCO3)	mg/l	---	---	---	---	---	---	---	---	---	---	---	---	---	---	---	303.0	---	---	---
Nitrate as N	mg/l	---	---	---	---	---	---	---	---	3733.3	---	---	---	3733.3	---	---	26.0	---	---	---
Nitrate+Nitrite as N	mg/l	---	---	---	---	---	---	---	---	---	---	---	---	---	---	---	26.0	---	---	---
Nitrate+Nitrite as N (calculated by M&A)	mg/l	---	---	---	---	---	---	---	---	3733.3	---	---	---	3733.3	---	---	26.0	---	---	---
Nitrite as N	mg/l	---	---	---	---	---	---	---	---	233.33	---	---	---	233.33	---	---	<0.10	---	---	---
Ortho-Phosphate	mg/l	---	---	---	---	---	---	---	---	---	---	---	---	---	---	---	<0.50	---	---	---
Silica	mg/l	---	---	---	---	---	---	---	---	---	---	---	---	---	---	---	40.6	---	---	---
Sulfate	mg/l	---	---	---	---	---	---	---	---	---	---	---	---	---	---	---	48.8	---	---	---
Sulfide	mg/l	---	---	---	---	---	---	---	---	---	---	---	---	---	---	---	<1.000	---	---	---
Lab Parameters																				
Color	Color Units	---	---	---	---	---	---	---	---	---	---	---	---	---	---	---	<1.0	---	---	---
Total Dissolved Solids (Laboratory)	mg/l	---	---	---	---	---	---	---	---	---	---	---	---	---	---	---	430	---	---	---
Total Suspended Solids	mg/l	---	---	---	---	---	---	---	---	---	---	---	---	---	---	---	<5.00	---	---	---
Metals																				
Aluminum	mg/l	---	---	---	---	---	---	---	---	---	---	---	---	---	---	---	<0.0300	---	---	---
Antimony	mg/l	---	---	---	---	0.088	DIS	0.03	DIS	0.747	TRC	0.64	TRC	0.747	TRC	0.00310	<0.00300	<0.00300	---	---
Arsenic	mg/l	0.2	TRC	0.44	DIS	0.34	DIS	0.15	DIS	0.03	TRC	0.08	TRC	0.28	TRC	0.00350	0.00360	0.00340	---	---
Barium	mg/l	---	---	---	---	---	---	---	---	98	TRC	---	---	98	TRC	0.0196	---	---	---	---
Beryllium	mg/l	---	---	---	---	---	---	---	---	1.867	TRC	0.084	TRC	1.867	TRC	<0.00200	<0.00200	<0.00200	---	---
Boron	mg/l	---	---	---	---	---	---	---	---	186.667	TRC	---	---	186.667	TRC	---	<0.0400	---	---	---
Cadmium	mg/l	0.05	---	0.066925	DIS	0.023094	DIS	0.001211	DIS	0.7	TRC	0.084	TRC	0.7	TRC	<0.000200	<0.000200	<0.000200	---	---
Calcium	mg/l	---	---	---	---	---	---	---	---	---	---	---	---	---	---	---	85.3	---	---	---
Chromium	mg/l	1	---	---	---	---	---	---	---	---	---	---	---	---	---	<0.00600	---	<0.00600	---	---
Chromium, Hexavalent‡	mg/l	---	---	0.034	DIS	0.016	DIS	0.011	DIS	2.8	TRC	0.15	TRC	2.8	TRC	<0.00600	---	<0.00600	---	---
Chromium, Trivalent‡	mg/l	---	---	4.73925	TRC	1.41252	TRC	0.18374	TRC	1400	TRC	75	TRC	1400	TRC	<0.00600	---	<0.00600	---	---
Cobalt	mg/l	---	---	---	---	---	---	---	---	---	---	---	---	---	---	---	<0.00600	---	---	---
Copper	mg/l	0.5	TRC	0.06611	DIS	0.03819	DIS	0.02309	DIS	1.3	TRC	---	---	1.3	TRC	<0.01000	<0.01000	<0.01000	---	---
Iron	mg/l	---	---	---	---	---	---	1	DIS	---	---	---	---	---	---	---	<0.0600	---	---	---
Lead	mg/l	0.1	TRC	0.444792	DIS	0.210757	DIS	0.008213	DIS	0.015	TRC	---	---	0.015	TRC	<0.003000	<0.003000	<0.003000	---	---
Magnesium	mg/l	---	---	---	---	---	---	---	---	---	---	---	---	---	---	---	21.70	---	---	---
Manganese	mg/l	---	---	---	---	---	---	---	---	130.66701	---	---	---	130.66701	---	---	---	<0.00400	---	---
Mercury	mg/l	0.01	TRC	0.005	DIS	0.0024	DIS	0.00001	DIS	0.28	TRC	---	---	0.28	TRC	<0.00020	<0.00020	---	---	AZ Aquatic and Wildlife - Warm Water Chronic*
Molybdenum	mg/l	---	---	---	---	---	---	---	---	---	---	---	---	---	---	---	0.0394	---	---	---

Surface Water Hydrochemical Data

Station Name	Pump Station Spring
Sample ID	RESE-1001183
Sample Date	2/8/2005
Basin	Upper Queen Creek Watershed
Sub-basin	unknown
QC Type	Field duplicates

Parameters and Constituents		Standards														Results				
Name	Units	AZ Agricultural Livestock Watering		AZ Aquatic and Wildlife - Ephemeral Acute		AZ Aquatic and Wildlife - Warm Water Acute		AZ Aquatic and Wildlife - Warm Water Chronic		AZ Full Body Contact		AZ Fish Consumption		AZ Partial Body Contact		Dissolved Results	Total Results	Total Recoverable Results	Field Results	Use Exceeded
		Standard	Fraction	Standard	Fraction	Standard	Fraction	Standard	Fraction	Standard	Fraction	Standard	Fraction	Standard	Fraction					
Metals																				
Nickel	mg/l	---	---	10.62235	DIS	1.19609	DIS	0.13285	DIS	28	TRC	0.511	TRC	28	TRC	<0.01000	---	<0.01000	---	---
Potassium	mg/l	---	---	---	---	---	---	---	---	---	---	---	---	---	---	---	1.99	---	---	---
Selenium	mg/l	0.05	TRC	0.033	TRC	---	---	0.002	TRC	4.667	TRC	0.667	TRC	4.667	TRC	---	0.00840	0.00830	---	AZ Aquatic and Wildlife - Warm Water Chronic
Silver	mg/l	---	---	0.021652	DIS	0.021652	DIS	---	---	4.667	TRC	8	TRC	4.667	TRC	<0.000100	<0.000100	<0.000100	---	---
Sodium	mg/l	---	---	---	---	---	---	---	---	---	---	---	---	---	---	---	6.41	---	---	---
Thallium	mg/l	---	---	---	---	0.7	DIS	0.15	DIS	0.075	TRC	0.001	TRC	0.075	TRC	<0.00200	<0.00200	---	---	AZ Fish Consumption*
Zinc	mg/l	25	TRC	2.84466	DIS	0.29977	DIS	0.29977	DIS	280	TRC	5.106	TRC	280	TRC	<0.01000	<0.01000	<0.01000	---	---
Other																				
Anions (Laboratory)	meq/l	---	---	---	---	---	---	---	---	---	---	---	---	---	---	---	6.04	---	---	---
Cations (Laboratory)	meq/l	---	---	---	---	---	---	---	---	---	---	---	---	---	---	---	6.38	---	---	---
Ion Balance (Laboratory)	%	---	---	---	---	---	---	---	---	---	---	---	---	---	---	---	2.70	---	---	---
Total Dissolved Solids (Calc by Lab)	mg/l	---	---	---	---	---	---	---	---	---	---	---	---	---	---	---	368	---	---	---

The hardness value used for calculation of hardness-dependent standards is the hardness of the sample itself, not the hardness of a receiving water.
* Detection limit exceeds standard
‡ For comparison only - no analysis exists

Station Name	Pump Station Spring
Sample ID	RESE-1001182
Sample Date	2/8/2005 10:30:00 AM
Basin	Upper Queen Creek Watershed
Sub-basin	unknown
QC Type	Original data

Surface Water Hydrochemical Data

MONTGOMERY & ASSOCIATES

Parameters and Constituents		Standards														Results				
Name	Units	AZ Agricultural Livestock Watering		AZ Aquatic and Wildlife - Ephemeral Acute		AZ Aquatic and Wildlife - Warm Water Acute		AZ Aquatic and Wildlife - Warm Water Chronic		AZ Full Body Contact		AZ Fish Consumption		AZ Partial Body Contact		Dissolved Results	Total Results	Total Recoverable Results	Field Results	Use Exceeded
		Standard	Fraction	Standard	Fraction	Standard	Fraction	Standard	Fraction	Standard	Fraction	Standard	Fraction	Standard	Fraction					
Bacteria																				
E. Coli	MPN/100ml	---	---	---	---	---	---	---	---	235	---	---	---	575	---	---	<2.0	---	---	---
Total Coliforms	MPN/100ml	---	---	---	---	---	---	---	---	---	---	---	---	---	---	---	280	---	---	---
Field Parameters																				
Dissolved oxygen	mg/l	---	---	---	---	6	---	6	---	---	---	---	---	---	---	---	---	---	9.15	---
Flow Rate	gallons/minute	---	---	---	---	---	---	---	---	---	---	---	---	---	---	---	---	---	45.60	---
pH (Field)	s.u.	6.5 - 9	---	6.5 - 9	---	6.5 - 9	---	6.5 - 9	---	6.5 - 9	---	---	---	6.5 - 9	---	---	---	---	7.90	---
Specific Conductance (Field)	uS/cm	---	---	---	---	---	---	---	---	---	---	---	---	---	---	---	---	---	634.00	---
Temperature (Field)	Deg C	---	---	---	---	---	---	---	---	---	---	---	---	---	---	---	---	---	9.00	---
Turbidity (Field)	NTUs	---	---	---	---	---	---	---	---	---	---	---	---	---	---	---	---	---	6.05	---
Inorganics																				
Alkalinity (as CaCO3)	mg/l	---	---	---	---	---	---	---	---	---	---	---	---	---	---	---	245.0	---	---	---
Bicarbonate (Calculated by M&A)	mg/l	---	---	---	---	---	---	---	---	---	---	---	---	---	---	---	298.9	---	---	---
Bicarbonate Alkalinity (as CaCO3)	mg/l	---	---	---	---	---	---	---	---	---	---	---	---	---	---	---	245.0	---	---	---
Bromide	mg/l	---	---	---	---	---	---	---	---	---	---	---	---	---	---	---	0.155	---	---	---
Carbonate (Calculated by M&A)	mg/l	---	---	---	---	---	---	---	---	---	---	---	---	---	---	---	--	---	---	---
Carbonate Alkalinity (as CaCO3)	mg/l	---	---	---	---	---	---	---	---	---	---	---	---	---	---	---	<1.00	---	---	---
Chloride	mg/l	---	---	---	---	---	---	---	---	---	---	---	---	---	---	---	11.40	---	---	---
Fluoride	mg/l	---	---	---	---	---	---	---	---	140	---	---	---	140	---	---	0.343	---	---	---
Hardness (as CaCO3)	mg/l	---	---	---	---	---	---	---	---	---	---	---	---	---	---	---	299.0	---	---	---
Nitrate as N	mg/l	---	---	---	---	---	---	---	---	3733.3	---	---	---	3733.3	---	---	26.0	---	---	---
Nitrate+Nitrite as N	mg/l	---	---	---	---	---	---	---	---	---	---	---	---	---	---	---	26.0	---	---	---
Nitrate+Nitrite as N (calculated by M&A)	mg/l	---	---	---	---	---	---	---	---	3733.3	---	---	---	3733.3	---	---	26.0	---	---	---
Nitrite as N	mg/l	---	---	---	---	---	---	---	---	233.33	---	---	---	233.33	---	---	<0.10	---	---	---
Ortho-Phosphate	mg/l	---	---	---	---	---	---	---	---	---	---	---	---	---	---	---	<0.50	---	---	---
Silica	mg/l	---	---	---	---	---	---	---	---	---	---	---	---	---	---	---	40.5	---	---	---
Sulfate	mg/l	---	---	---	---	---	---	---	---	---	---	---	---	---	---	---	48.8	---	---	---
Sulfide	mg/l	---	---	---	---	---	---	---	---	---	---	---	---	---	---	---	<1.000	---	---	---
Lab Parameters																				
Color	Color Units	---	---	---	---	---	---	---	---	---	---	---	---	---	---	---	<1.0	---	---	---
Total Dissolved Solids (Laboratory)	mg/l	---	---	---	---	---	---	---	---	---	---	---	---	---	---	---	440	---	---	---
Total Suspended Solids	mg/l	---	---	---	---	---	---	---	---	---	---	---	---	---	---	---	<5.00	---	---	---
Metals																				
Aluminum	mg/l	---	---	---	---	---	---	---	---	---	---	---	---	---	---	---	<0.0300	---	---	---
Antimony	mg/l	---	---	---	---	0.088	DIS	0.03	DIS	0.747	TRC	0.64	TRC	0.747	TRC	0.00310	<0.00300	<0.00300	---	---
Arsenic	mg/l	0.2	TRC	0.44	DIS	0.34	DIS	0.15	DIS	0.03	TRC	0.08	TRC	0.28	TRC	0.00360	0.00370	0.00340	---	---
Barium	mg/l	---	---	---	---	---	---	---	---	98	TRC	---	---	98	TRC	0.0195	---	---	---	---
Beryllium	mg/l	---	---	---	---	---	---	---	---	1.867	TRC	0.084	TRC	1.867	TRC	<0.00200	<0.00200	<0.00200	---	---
Boron	mg/l	---	---	---	---	---	---	---	---	186.667	TRC	---	---	186.667	TRC	---	<0.0400	---	---	---
Cadmium	mg/l	0.05	---	0.066068	DIS	0.022798	DIS	0.0012	DIS	0.7	TRC	0.084	TRC	0.7	TRC	<0.000200	<0.000200	<0.000200	---	---
Calcium	mg/l	---	---	---	---	---	---	---	---	---	---	---	---	---	---	---	84.4	---	---	---
Chromium	mg/l	1	---	---	---	---	---	---	---	---	---	---	---	---	---	<0.00600	---	<0.00600	---	---
Chromium, Hexavalent‡	mg/l	---	---	0.034	DIS	0.016	DIS	0.011	DIS	2.8	TRC	0.15	TRC	2.8	TRC	<0.00600	---	<0.00600	---	---
Chromium, Trivalent‡	mg/l	---	---	4.68795	TRC	1.39723	TRC	0.18175	TRC	1400	TRC	75	TRC	1400	TRC	<0.00600	---	<0.00600	---	---
Cobalt	mg/l	---	---	---	---	---	---	---	---	---	---	---	---	---	---	---	<0.00600	---	---	---
Copper	mg/l	0.5	TRC	0.06528	DIS	0.03772	DIS	0.02283	DIS	1.3	TRC	---	---	1.3	TRC	<0.01000	<0.01000	<0.01000	---	---
Iron	mg/l	---	---	---	---	---	---	1	DIS	---	---	---	---	---	---	---	<0.0600	---	---	---

Station Name	Pump Station Spring
Sample ID	RESE-1001182
Sample Date	2/8/2005 10:30:00 AM
Basin	Upper Queen Creek Watershed
Sub-basin	unknown
QC Type	Original data

Surface Water Hydrochemical Data

MONTGOMERY & ASSOCIATES

Parameters and Constituents		Standards														Results				
Name	Units	AZ Agricultural Livestock Watering		AZ Aquatic and Wildlife - Ephemeral Acute		AZ Aquatic and Wildlife - Warm Water Acute		AZ Aquatic and Wildlife - Warm Water Chronic		AZ Full Body Contact		AZ Fish Consumption		AZ Partial Body Contact		Dissolved Results	Total Results	Total Recoverable Results	Field Results	Use Exceeded
		Standard	Fraction	Standard	Fraction	Standard	Fraction	Standard	Fraction	Standard	Fraction	Standard	Fraction	Standard	Fraction					
Metals																				
Lead	mg/l	0.1	TRC	0.438676	DIS	0.207859	DIS	0.0081	DIS	0.015	TRC	---	---	0.015	TRC	<0.003000	<0.003000	<0.003000	---	---
Magnesium	mg/l	---	---	---	---	---	---	---	---	---	---	---	---	---	---	---	21.60	---	---	---
Manganese	mg/l	---	---	---	---	---	---	---	---	130.66701	---	---	---	130.66701	---	---	---	<0.00400	---	---
Mercury	mg/l	0.01	TRC	0.005	DIS	0.0024	DIS	0.00001	DIS	0.28	TRC	---	---	0.28	TRC	<0.00020	<0.00020	---	---	AZ Aquatic and Wildlife - Warm Water Chronic*
Molybdenum	mg/l	---	---	---	---	---	---	---	---	---	---	---	---	---	---	---	0.0393	---	---	---
Nickel	mg/l	---	---	10.5036	DIS	1.18272	DIS	0.13136	DIS	28	TRC	0.511	TRC	28	TRC	<0.01000	---	<0.01000	---	---
Potassium	mg/l	---	---	---	---	---	---	---	---	---	---	---	---	---	---	---	2.00	---	---	---
Selenium	mg/l	0.05	TRC	0.033	TRC	---	---	0.002	TRC	4.667	TRC	0.667	TRC	4.667	TRC	---	0.00850	0.00770	---	AZ Aquatic and Wildlife - Warm Water Chronic
Silver	mg/l	---	---	0.021163	DIS	0.021163	DIS	---	---	4.667	TRC	8	TRC	4.667	TRC	<0.000100	<0.000100	<0.000100	---	---
Sodium	mg/l	---	---	---	---	---	---	---	---	---	---	---	---	---	---	---	6.45	---	---	---
Thallium	mg/l	---	---	---	---	0.7	DIS	0.15	DIS	0.075	TRC	0.001	TRC	0.075	TRC	<0.00200	<0.00200	---	---	AZ Fish Consumption*
Zinc	mg/l	25	TRC	2.81281	DIS	0.29641	DIS	0.29641	DIS	280	TRC	5.106	TRC	280	TRC	<0.01000	<0.01000	<0.01000	---	---
Other																				
Anions (Laboratory)	meq/l	---	---	---	---	---	---	---	---	---	---	---	---	---	---	---	6.26	---	---	---
Cations (Laboratory)	meq/l	---	---	---	---	---	---	---	---	---	---	---	---	---	---	---	6.32	---	---	---
Ion Balance (Laboratory)	%	---	---	---	---	---	---	---	---	---	---	---	---	---	---	---	0.50	---	---	---
Total Dissolved Solids (Calc by Lab)	mg/l	---	---	---	---	---	---	---	---	---	---	---	---	---	---	---	373	---	---	---

The hardness value used for calculation of hardness-dependent standards is the hardness of the sample itself, not the hardness of a receiving water.
* Detection limit exceeds standard
‡ For comparison only - no analysis exists

Station Name	Pump Station Spring
Sample ID	RESE-1001206
Sample Date	5/4/2005 10:05:00 AM
Basin	Upper Queen Creek Watershed
Sub-basin	unknown
QC Type	Original data

Surface Water Hydrochemical Data

MONTGOMERY & ASSOCIATES

Parameters and Constituents		Standards														Results				
Name	Units	AZ Agricultural Livestock Watering		AZ Aquatic and Wildlife - Ephemeral Acute		AZ Aquatic and Wildlife - Warm Water Acute		AZ Aquatic and Wildlife - Warm Water Chronic		AZ Full Body Contact		AZ Fish Consumption		AZ Partial Body Contact		Dissolved Results	Total Results	Total Recoverable Results	Field Results	Use Exceeded
		Standard	Fraction	Standard	Fraction	Standard	Fraction	Standard	Fraction	Standard	Fraction	Standard	Fraction	Standard	Fraction					
Field Parameters																				
Dissolved oxygen	mg/l	---	---	---	---	6	---	6	---	---	---	---	---	---	---	---	---	---	12.21	---
Flow Rate	gallons/minute	---	---	---	---	---	---	---	---	---	---	---	---	---	---	---	---	---	20.30	---
pH (Field)	s.u.	6.5 - 9	---	6.5 - 9	---	6.5 - 9	---	6.5 - 9	---	6.5 - 9	---	---	---	6.5 - 9	---	---	---	---	7.90	---
Specific Conductance (Field)	uS/cm	---	---	---	---	---	---	---	---	---	---	---	---	---	---	---	---	---	710.00	---
Temperature (Field)	Deg C	---	---	---	---	---	---	---	---	---	---	---	---	---	---	---	---	---	16.30	---
Turbidity (Field)	NTUs	---	---	---	---	---	---	---	---	---	---	---	---	---	---	---	---	---	0.66	---
Inorganics																				
Alkalinity (as CaCO3)	mg/l	---	---	---	---	---	---	---	---	---	---	---	---	---	---	---	276.0	---	---	---
Bicarbonate (Calculated by M&A)	mg/l	---	---	---	---	---	---	---	---	---	---	---	---	---	---	---	336.7	---	---	---
Bicarbonate Alkalinity (as CaCO3)	mg/l	---	---	---	---	---	---	---	---	---	---	---	---	---	---	---	276.0	---	---	---
Bromide	mg/l	---	---	---	---	---	---	---	---	---	---	---	---	---	---	---	0.172	---	---	---
Carbonate (Calculated by M&A)	mg/l	---	---	---	---	---	---	---	---	---	---	---	---	---	---	---	--	---	---	---
Carbonate Alkalinity (as CaCO3)	mg/l	---	---	---	---	---	---	---	---	---	---	---	---	---	---	---	<1.00	---	---	---
Chloride	mg/l	---	---	---	---	---	---	---	---	---	---	---	---	---	---	---	16.00	---	---	---
Fluoride	mg/l	---	---	---	---	---	---	---	---	140	---	---	---	140	---	---	0.254	---	---	---
Hardness (as CaCO3)	mg/l	---	---	---	---	---	---	---	---	---	---	---	---	---	---	---	395.0	---	---	---
Nitrate as N	mg/l	---	---	---	---	---	---	---	---	3733.3	---	---	---	3733.3	---	---	11.0	---	---	---
Nitrate+Nitrite as N	mg/l	---	---	---	---	---	---	---	---	---	---	---	---	---	---	---	11.0	---	---	---
Nitrate+Nitrite as N (calculated by M&A)	mg/l	---	---	---	---	---	---	---	---	3733.3	---	---	---	3733.3	---	---	11.1	---	---	---
Nitrite as N	mg/l	---	---	---	---	---	---	---	---	233.33	---	---	---	233.33	---	---	0.13	---	---	---
Ortho-Phosphate	mg/l	---	---	---	---	---	---	---	---	---	---	---	---	---	---	---	<0.50	---	---	---
Silica	mg/l	---	---	---	---	---	---	---	---	---	---	---	---	---	---	---	38.9	---	---	---
Sulfate	mg/l	---	---	---	---	---	---	---	---	---	---	---	---	---	---	---	74.4	---	---	---
Sulfide	mg/l	---	---	---	---	---	---	---	---	---	---	---	---	---	---	---	<1.000	---	---	---
Lab Parameters																				
Color	Color Units	---	---	---	---	---	---	---	---	---	---	---	---	---	---	---	<1.0	---	---	---
Total Dissolved Solids (Laboratory)	mg/l	---	---	---	---	---	---	---	---	---	---	---	---	---	---	---	453	---	---	---
Total Suspended Solids	mg/l	---	---	---	---	---	---	---	---	---	---	---	---	---	---	---	<5.00	---	---	---
Metals																				
Aluminum	mg/l	---	---	---	---	---	---	---	---	---	---	---	---	---	---	---	<0.0300	---	---	---
Antimony	mg/l	---	---	---	---	0.088	DIS	0.03	DIS	0.747	TRC	0.64	TRC	0.747	TRC	<0.00300	<0.00300	<0.00300	---	---
Arsenic	mg/l	0.2	TRC	0.44	DIS	0.34	DIS	0.15	DIS	0.03	TRC	0.08	TRC	0.28	TRC	0.00350	0.00360	0.00350	---	---
Barium	mg/l	---	---	---	---	---	---	---	---	98	TRC	---	---	98	TRC	0.0216	---	---	---	---
Beryllium	mg/l	---	---	---	---	---	---	---	---	1.867	TRC	0.084	TRC	1.867	TRC	<0.00200	<0.00200	<0.00200	---	---
Boron	mg/l	---	---	---	---	---	---	---	---	186.667	TRC	---	---	186.667	TRC	---	<0.0400	---	---	---
Cadmium	mg/l	0.05	---	0.086547	DIS	0.029865	DIS	0.001455	DIS	0.7	TRC	0.084	TRC	0.7	TRC	<0.000200	<0.000200	<0.000200	---	---
Calcium	mg/l	---	---	---	---	---	---	---	---	---	---	---	---	---	---	---	104.0	---	---	---
Chromium	mg/l	1	---	---	---	---	---	---	---	---	---	---	---	---	---	<0.00600	---	<0.00600	---	---
Chromium, Hexavalent‡	mg/l	---	---	0.034	DIS	0.016	DIS	0.011	DIS	2.8	TRC	0.15	TRC	2.8	TRC	<0.00600	---	<0.00600	---	---
Chromium, Trivalent‡	mg/l	---	---	5.88872	TRC	1.75512	TRC	0.22831	TRC	1400	TRC	75	TRC	1400	TRC	<0.00600	---	<0.00600	---	---
Cobalt	mg/l	---	---	---	---	---	---	---	---	---	---	---	---	---	---	---	<0.00600	---	---	---
Copper	mg/l	0.5	TRC	0.08487	DIS	0.04903	DIS	0.02897	DIS	1.3	TRC	---	---	1.3	TRC	<0.01000	<0.01000	<0.01000	---	---
Iron	mg/l	---	---	---	---	---	---	1	DIS	---	---	---	---	---	---	---	<0.0600	---	---	---
Lead	mg/l	0.1	TRC	0.585111	DIS	0.277245	DIS	0.010804	DIS	0.015	TRC	---	---	0.015	TRC	<0.003000	<0.003000	<0.003000	---	---
Magnesium	mg/l	---	---	---	---	---	---	---	---	---	---	---	---	---	---	---	32.60	---	---	---

Station Name	Pump Station Spring
Sample ID	RESE-1001206
Sample Date	5/4/2005 10:05:00 AM
Basin	Upper Queen Creek Watershed
Sub-basin	unknown
QC Type	Original data

Surface Water Hydrochemical Data

MONTGOMERY & ASSOCIATES

Parameters and Constituents		Standards														Results				
Name	Units	AZ Agricultural Livestock Watering		AZ Aquatic and Wildlife - Ephemeral Acute		AZ Aquatic and Wildlife - Warm Water Acute		AZ Aquatic and Wildlife - Warm Water Chronic		AZ Full Body Contact		AZ Fish Consumption		AZ Partial Body Contact		Dissolved Results	Total Results	Total Recoverable Results	Field Results	Use Exceeded
		Standard	Fraction	Standard	Fraction	Standard	Fraction	Standard	Fraction	Standard	Fraction	Standard	Fraction	Standard	Fraction					
Metals																				
Manganese	mg/l	---	---	---	---	---	---	---	---	130.66701	---	---	---	130.66701	---	---	---	<0.00400	---	---
Mercury	mg/l	0.01	TRC	0.005	DIS	0.0024	DIS	0.00001	DIS	0.28	TRC	---	---	0.28	TRC	<0.00020	<0.00020	---	---	AZ Aquatic and Wildlife - Warm Water Chronic*
Molybdenum	mg/l	---	---	---	---	---	---	---	---	---	---	---	---	---	---	---	0.0159	---	---	---
Nickel	mg/l	---	---	13.29356	DIS	1.49688	DIS	0.16626	DIS	28	TRC	0.511	TRC	28	TRC	<0.01000	---	<0.01000	---	---
Potassium	mg/l	---	---	---	---	---	---	---	---	---	---	---	---	---	---	---	2.73	---	---	---
Selenium	mg/l	0.05	TRC	0.033	TRC	---	---	0.002	TRC	4.667	TRC	0.667	TRC	4.667	TRC	---	<0.00300	<0.00300	---	AZ Aquatic and Wildlife - Warm Water Chronic*
Silver	mg/l	---	---	0.034164	DIS	0.034164	DIS	---	---	4.667	TRC	8	TRC	4.667	TRC	<0.000100	<0.000100	<0.000100	---	---
Sodium	mg/l	---	---	---	---	---	---	---	---	---	---	---	---	---	---	---	9.64	---	---	---
Thallium	mg/l	---	---	---	---	0.7	DIS	0.15	DIS	0.075	TRC	0.001	TRC	0.075	TRC	<0.00200	<0.00200	---	---	AZ Fish Consumption*
Zinc	mg/l	25	TRC	3.56124	DIS	0.37528	DIS	0.37528	DIS	280	TRC	5.106	TRC	280	TRC	<0.01000	<0.01000	<0.01000	---	---
Other																				
Anions (Laboratory)	meq/l	---	---	---	---	---	---	---	---	---	---	---	---	---	---	---	7.52	---	---	---
Cations (Laboratory)	meq/l	---	---	---	---	---	---	---	---	---	---	---	---	---	---	---	8.36	---	---	---
Ion Balance (Laboratory)	%	---	---	---	---	---	---	---	---	---	---	---	---	---	---	---	5.30	---	---	---
Total Dissolved Solids (Calc by Lab)	mg/l	---	---	---	---	---	---	---	---	---	---	---	---	---	---	---	454	---	---	---

The hardness value used for calculation of hardness-dependent standards is the hardness of the sample itself, not the hardness of a receiving water.
* Detection limit exceeds standard
‡ For comparison only - no analysis exists

Station Name	Pump Station Spring
Sample ID	RESE-1001222
Sample Date	8/8/2005 8:05:00 AM
Basin	Upper Queen Creek Watershed
Sub-basin	unknown
QC Type	Original data

Surface Water Hydrochemical Data

MONTGOMERY & ASSOCIATES

Parameters and Constituents		Standards														Results				
Name	Units	AZ Agricultural Livestock Watering		AZ Aquatic and Wildlife - Ephemeral Acute		AZ Aquatic and Wildlife - Warm Water Acute		AZ Aquatic and Wildlife - Warm Water Chronic		AZ Full Body Contact		AZ Fish Consumption		AZ Partial Body Contact		Dissolved Results	Total Results	Total Recoverable Results	Field Results	Use Exceeded
		Standard	Fraction	Standard	Fraction	Standard	Fraction	Standard	Fraction	Standard	Fraction	Standard	Fraction	Standard	Fraction					
Bacteria																				
E. Coli	MPN/100ml	---	---	---	---	---	---	---	---	235	---	---	---	575	---	---	1600 ge	---	---	AZ Full Body Contact AZ Partial Body Contact
Total Coliforms	MPN/100ml	---	---	---	---	---	---	---	---	---	---	---	---	---	---	---	1600 ge	---	---	---
Field Parameters																				
Dissolved oxygen	mg/l	---	---	---	---	6	---	6	---	---	---	---	---	---	---	---	---	---	6.59	---
Flow Rate	gallons/minute	---	---	---	---	---	---	---	---	---	---	---	---	---	---	---	---	---	5.00 j	---
pH (Field)	s.u.	6.5 - 9	---	6.5 - 9	---	6.5 - 9	---	6.5 - 9	---	6.5 - 9	---	---	---	6.5 - 9	---	---	---	---	7.50	---
Specific Conductance (Field)	uS/cm	---	---	---	---	---	---	---	---	---	---	---	---	---	---	---	---	---	832.00	---
Temperature (Field)	Deg C	---	---	---	---	---	---	---	---	---	---	---	---	---	---	---	---	---	21.30	---
Turbidity (Field)	NTUs	---	---	---	---	---	---	---	---	---	---	---	---	---	---	---	---	---	0.93	---
Inorganics																				
Alkalinity (as CaCO3)	mg/l	---	---	---	---	---	---	---	---	---	---	---	---	---	---	---	286.0	---	---	---
Bicarbonate (Calculated by M&A)	mg/l	---	---	---	---	---	---	---	---	---	---	---	---	---	---	---	348.9	---	---	---
Bicarbonate Alkalinity (as CaCO3)	mg/l	---	---	---	---	---	---	---	---	---	---	---	---	---	---	---	286.0	---	---	---
Bromide	mg/l	---	---	---	---	---	---	---	---	---	---	---	---	---	---	---	0.217 j	---	---	---
Carbonate (Calculated by M&A)	mg/l	---	---	---	---	---	---	---	---	---	---	---	---	---	---	---	--	---	---	---
Carbonate Alkalinity (as CaCO3)	mg/l	---	---	---	---	---	---	---	---	---	---	---	---	---	---	---	<1.00	---	---	---
Chloride	mg/l	---	---	---	---	---	---	---	---	---	---	---	---	---	---	---	17.70	---	---	---
Fluoride	mg/l	---	---	---	---	---	---	---	---	140	---	---	---	140	---	---	0.280	---	---	---
Hardness (as CaCO3)	mg/l	---	---	---	---	---	---	---	---	---	---	---	---	---	---	---	435.0	---	---	---
Nitrate as N	mg/l	---	---	---	---	---	---	---	---	3733.3	---	---	---	3733.3	---	---	20.0	---	---	---
Nitrate+Nitrite as N	mg/l	---	---	---	---	---	---	---	---	---	---	---	---	---	---	---	20.0	---	---	---
Nitrate+Nitrite as N (calculated by M&A)	mg/l	---	---	---	---	---	---	---	---	3733.3	---	---	---	3733.3	---	---	20.1	---	---	---
Nitrite as N	mg/l	---	---	---	---	---	---	---	---	233.33	---	---	---	233.33	---	---	0.13	---	---	---
Ortho-Phosphate	mg/l	---	---	---	---	---	---	---	---	---	---	---	---	---	---	---	<0.50	---	---	---
Silica	mg/l	---	---	---	---	---	---	---	---	---	---	---	---	---	---	---	66.5 j	---	---	---
Sulfate	mg/l	---	---	---	---	---	---	---	---	---	---	---	---	---	---	---	82.4	---	---	---
Sulfide	mg/l	---	---	---	---	---	---	---	---	---	---	---	---	---	---	---	<1.000	---	---	---
Lab Parameters																				
Color	Color Units	---	---	---	---	---	---	---	---	---	---	---	---	---	---	---	10.0	---	---	---
Total Dissolved Solids (Laboratory)	mg/l	---	---	---	---	---	---	---	---	---	---	---	---	---	---	---	541 j	---	---	---
Total Suspended Solids	mg/l	---	---	---	---	---	---	---	---	---	---	---	---	---	---	---	<5.00	---	---	---
Metals																				
Aluminum	mg/l	---	---	---	---	---	---	---	---	---	---	---	---	---	---	---	<0.0300	---	---	---
Antimony	mg/l	---	---	---	---	0.088	DIS	0.03	DIS	0.747	TRC	0.64	TRC	0.747	TRC	0.00320	<0.00390	0.00310	---	---
Arsenic	mg/l	0.2	TRC	0.44	DIS	0.34	DIS	0.15	DIS	0.03	TRC	0.08	TRC	0.28	TRC	0.00330	0.00380	0.00330	---	---
Barium	mg/l	---	---	---	---	---	---	---	---	98	TRC	---	---	98	TRC	0.0255	---	---	---	---
Beryllium	mg/l	---	---	---	---	---	---	---	---	1.867	TRC	0.084	TRC	1.867	TRC	<0.00200	<0.00200	<0.00200	---	---
Boron	mg/l	---	---	---	---	---	---	---	---	186.667	TRC	---	---	186.667	TRC	---	<0.0400	---	---	---
Cadmium	mg/l	0.05	---	0.087609	DIS	0.030232	DIS	0.001468	DIS	0.7	TRC	0.084	TRC	0.7	TRC	<0.000200	0.005000 j	<0.000200	---	---
Calcium	mg/l	---	---	---	---	---	---	---	---	---	---	---	---	---	---	---	114.0	---	---	---
Chromium	mg/l	1	---	---	---	---	---	---	---	---	---	---	---	---	---	<0.00600	---	<0.00600	---	---
Chromium, Hexavalent‡	mg/l	---	---	0.034	DIS	0.016	DIS	0.011	DIS	2.8	TRC	0.15	TRC	2.8	TRC	<0.00600	---	<0.00600	---	---
Chromium, Trivalent‡	mg/l	---	---	5.9497	TRC	1.7733	TRC	0.23067	TRC	1400	TRC	75	TRC	1400	TRC	<0.00600	---	<0.00600	---	---
Cobalt	mg/l	---	---	---	---	---	---	---	---	---	---	---	---	---	---	---	<0.00600	---	---	---
Copper	mg/l	0.5	TRC	0.08588	DIS	0.04962	DIS	0.02928	DIS	1.3	TRC	---	---	1.3	TRC	<0.01000	<0.01000	<0.01000	---	---
Iron	mg/l	---	---	---	---	---	---	1	DIS	---	---	---	---	---	---	---	<0.0600	---	---	---

Station Name	Pump Station Spring
Sample ID	RESE-1001222
Sample Date	8/8/2005 8:05:00 AM
Basin	Upper Queen Creek Watershed
Sub-basin	unknown
QC Type	Original data

Surface Water Hydrochemical Data

MONTGOMERY & ASSOCIATES

Parameters and Constituents		Standards														Results				
Name	Units	AZ Agricultural Livestock Watering		AZ Aquatic and Wildlife - Ephemeral Acute		AZ Aquatic and Wildlife - Warm Water Acute		AZ Aquatic and Wildlife - Warm Water Chronic		AZ Full Body Contact		AZ Fish Consumption		AZ Partial Body Contact		Dissolved Results	Total Results	Total Recoverable Results	Field Results	Use Exceeded
		Standard	Fraction	Standard	Fraction	Standard	Fraction	Standard	Fraction	Standard	Fraction	Standard	Fraction	Standard	Fraction					
Metals																				
Lead	mg/l	0.1	TRC	0.592712	DIS	0.280846	DIS	0.010944	DIS	0.015	TRC	---	---	0.015	TRC	<0.003000	<0.003000	<0.003000	---	---
Magnesium	mg/l	---	---	---	---	---	---	---	---	---	---	---	---	---	---	---	36.20	---	---	---
Manganese	mg/l	---	---	---	---	---	---	---	---	130.66701	---	---	---	130.66701	---	---	---	<0.00400	---	---
Mercury	mg/l	0.01	TRC	0.005	DIS	0.0024	DIS	0.00001	DIS	0.28	TRC	---	---	0.28	TRC	<0.00020	<0.00020	---	---	AZ Aquatic and Wildlife - Warm Water Chronic*
Molybdenum	mg/l	---	---	---	---	---	---	---	---	---	---	---	---	---	---	---	0.0262	---	---	---
Nickel	mg/l	---	---	13.43579	DIS	1.51289	DIS	0.16804	DIS	28	TRC	0.511	TRC	28	TRC	<0.01000	---	<0.01000	---	---
Potassium	mg/l	---	---	---	---	---	---	---	---	---	---	---	---	---	---	---	2.67	---	---	---
Selenium	mg/l	0.05	TRC	0.033	TRC	---	---	0.002	TRC	4.667	TRC	0.667	TRC	4.667	TRC	---	<0.00300	0.00310	---	AZ Aquatic and Wildlife - Warm Water Chronic
Silver	mg/l	---	---	0.034911	DIS	0.034911	DIS	---	---	4.667	TRC	8	TRC	4.667	TRC	<0.000100	<0.000100	<0.000100	---	---
Sodium	mg/l	---	---	---	---	---	---	---	---	---	---	---	---	---	---	---	11.40	---	---	---
Thallium	mg/l	---	---	---	---	0.7	DIS	0.15	DIS	0.075	TRC	0.001	TRC	0.075	TRC	<0.00200	<0.00200	---	---	AZ Fish Consumption*
Zinc	mg/l	25	TRC	3.5994	DIS	0.3793	DIS	0.3793	DIS	280	TRC	5.106	TRC	280	TRC	<0.01000	<0.01000	<0.01000	---	---
Other																				
Anions (Laboratory)	meq/l	---	---	---	---	---	---	---	---	---	---	---	---	---	---	---	7.94	---	---	---
Cations (Laboratory)	meq/l	---	---	---	---	---	---	---	---	---	---	---	---	---	---	---	9.24	---	---	---
Ion Balance (Laboratory)	%	---	---	---	---	---	---	---	---	---	---	---	---	---	---	---	7.57	---	---	---
Total Dissolved Solids (Calc by Lab)	mg/l	---	---	---	---	---	---	---	---	---	---	---	---	---	---	---	520	---	---	---

The hardness value used for calculation of hardness-dependent standards is the hardness of the sample itself, not the hardness of a receiving water.
* Detection limit exceeds standard
‡ For comparison only - no analysis exists

Station Name	Pump Station Spring
Sample ID	RESE-1001223
Sample Date	8/8/2005 11:00:00 AM
Basin	Upper Queen Creek Watershed
Sub-basin	unknown
QC Type	Field duplicates

Surface Water Hydrochemical Data

MONTGOMERY & ASSOCIATES

Parameters and Constituents		Standards														Results				
Name	Units	AZ Agricultural Livestock Watering		AZ Aquatic and Wildlife - Ephemeral Acute		AZ Aquatic and Wildlife - Warm Water Acute		AZ Aquatic and Wildlife - Warm Water Chronic		AZ Full Body Contact		AZ Fish Consumption		AZ Partial Body Contact		Dissolved Results	Total Results	Total Recoverable Results	Field Results	Use Exceeded
		Standard	Fraction	Standard	Fraction	Standard	Fraction	Standard	Fraction	Standard	Fraction	Standard	Fraction	Standard	Fraction					
Bacteria																				
E. Coli	MPN/100ml	---	---	---	---	---	---	---	---	235	---	---	---	575	---	---	1600 ge	---	---	AZ Full Body Contact AZ Partial Body Contact
Total Coliforms	MPN/100ml	---	---	---	---	---	---	---	---	---	---	---	---	---	---	---	1600 ge	---	---	---
Inorganics																				
Alkalinity (as CaCO3)	mg/l	---	---	---	---	---	---	---	---	---	---	---	---	---	---	---	288.0	---	---	---
Bicarbonate (Calculated by M&A)	mg/l	---	---	---	---	---	---	---	---	---	---	---	---	---	---	---	351.4	---	---	---
Bicarbonate Alkalinity (as CaCO3)	mg/l	---	---	---	---	---	---	---	---	---	---	---	---	---	---	---	288.0	---	---	---
Bromide	mg/l	---	---	---	---	---	---	---	---	---	---	---	---	---	---	---	0.210	---	---	---
Carbonate (Calculated by M&A)	mg/l	---	---	---	---	---	---	---	---	---	---	---	---	---	---	---	--	---	---	---
Carbonate Alkalinity (as CaCO3)	mg/l	---	---	---	---	---	---	---	---	---	---	---	---	---	---	---	<1.00	---	---	---
Chloride	mg/l	---	---	---	---	---	---	---	---	---	---	---	---	---	---	---	17.90	---	---	---
Fluoride	mg/l	---	---	---	---	---	---	---	---	140	---	---	---	140	---	---	0.269	---	---	---
Hardness (as CaCO3)	mg/l	---	---	---	---	---	---	---	---	---	---	---	---	---	---	---	414.0	---	---	---
Nitrate as N	mg/l	---	---	---	---	---	---	---	---	3733.3	---	---	---	3733.3	---	---	18.0	---	---	---
Nitrate+Nitrite as N	mg/l	---	---	---	---	---	---	---	---	---	---	---	---	---	---	---	18.0	---	---	---
Nitrate+Nitrite as N (calculated by M&A)	mg/l	---	---	---	---	---	---	---	---	3733.3	---	---	---	3733.3	---	---	18.1	---	---	---
Nitrite as N	mg/l	---	---	---	---	---	---	---	---	233.33	---	---	---	233.33	---	---	0.13	---	---	---
Ortho-Phosphate	mg/l	---	---	---	---	---	---	---	---	---	---	---	---	---	---	---	<0.50	---	---	---
Silica	mg/l	---	---	---	---	---	---	---	---	---	---	---	---	---	---	---	63.5 j	---	---	---
Sulfate	mg/l	---	---	---	---	---	---	---	---	---	---	---	---	---	---	---	82.5	---	---	---
Sulfide	mg/l	---	---	---	---	---	---	---	---	---	---	---	---	---	---	---	<1.000	---	---	---
Lab Parameters																				
Color	Color Units	---	---	---	---	---	---	---	---	---	---	---	---	---	---	---	10.0	---	---	---
Total Dissolved Solids (Laboratory)	mg/l	---	---	---	---	---	---	---	---	---	---	---	---	---	---	---	540 j	---	---	---
Total Suspended Solids	mg/l	---	---	---	---	---	---	---	---	---	---	---	---	---	---	---	<5.00	---	---	---
Metals																				
Aluminum	mg/l	---	---	---	---	---	---	---	---	---	---	---	---	---	---	---	<0.0300	---	---	---
Antimony	mg/l	---	---	---	---	0.088	DIS	0.03	DIS	0.747	TRC	0.64	TRC	0.747	TRC	0.00300	<0.00360	0.00340	---	---
Arsenic	mg/l	0.2	TRC	0.44	DIS	0.34	DIS	0.15	DIS	0.03	TRC	0.08	TRC	0.28	TRC	0.00330	0.00330	0.00350	---	---
Barium	mg/l	---	---	---	---	---	---	---	---	98	TRC	---	---	98	TRC	0.0259	---	---	---	---
Beryllium	mg/l	---	---	---	---	---	---	---	---	1.867	TRC	0.084	TRC	1.867	TRC	<0.00200	<0.00200	<0.00200	---	---
Boron	mg/l	---	---	---	---	---	---	---	---	186.667	TRC	---	---	186.667	TRC	---	<0.0400	---	---	---
Cadmium	mg/l	0.05	---	0.087609	DIS	0.030232	DIS	0.001468	DIS	0.7	TRC	0.084	TRC	0.7	TRC	<0.000200	<0.001000	<0.000200	---	---
Calcium	mg/l	---	---	---	---	---	---	---	---	---	---	---	---	---	---	---	109.0	---	---	---
Chromium	mg/l	1	---	---	---	---	---	---	---	---	---	---	---	---	---	<0.00600	---	<0.00600	---	---
Chromium, Hexavalent‡	mg/l	---	---	0.034	DIS	0.016	DIS	0.011	DIS	2.8	TRC	0.15	TRC	2.8	TRC	<0.00600	---	<0.00600	---	---
Chromium, Trivalent‡	mg/l	---	---	5.9497	TRC	1.7733	TRC	0.23067	TRC	1400	TRC	75	TRC	1400	TRC	<0.00600	---	<0.00600	---	---
Cobalt	mg/l	---	---	---	---	---	---	---	---	---	---	---	---	---	---	---	<0.00600	---	---	---
Copper	mg/l	0.5	TRC	0.08588	DIS	0.04962	DIS	0.02928	DIS	1.3	TRC	---	---	1.3	TRC	<0.01000	<0.01000	<0.01000	---	---
Iron	mg/l	---	---	---	---	---	---	1	DIS	---	---	---	---	---	---	---	<0.0600	---	---	---
Lead	mg/l	0.1	TRC	0.592712	DIS	0.280846	DIS	0.010944	DIS	0.015	TRC	---	---	0.015	TRC	<0.003000	<0.003000	<0.003000	---	---
Magnesium	mg/l	---	---	---	---	---	---	---	---	---	---	---	---	---	---	---	34.80	---	---	---
Manganese	mg/l	---	---	---	---	---	---	---	---	130.66701	---	---	---	130.66701	---	---	---	<0.00400	---	---
Mercury	mg/l	0.01	TRC	0.005	DIS	0.0024	DIS	0.00001	DIS	0.28	TRC	---	---	0.28	TRC	<0.00020	<0.00020	---	---	AZ Aquatic and Wildlife - Warm Water Chronic*
Molybdenum	mg/l	---	---	---	---	---	---	---	---	---	---	---	---	---	---	---	0.0248	---	---	---
Nickel	mg/l	---	---	13.43579	DIS	1.51289	DIS	0.16804	DIS	28	TRC	0.511	TRC	28	TRC	<0.01000	---	<0.01000	---	---

Surface Water Hydrochemical Data

Station Name	Pump Station Spring
Sample ID	RESE-1001223
Sample Date	8/8/2005 11:00:00 AM
Basin	Upper Queen Creek Watershed
Sub-basin	unknown
QC Type	Field duplicates

Parameters and Constituents		Standards														Results				
Name	Units	AZ Agricultural Livestock Watering		AZ Aquatic and Wildlife - Ephemeral Acute		AZ Aquatic and Wildlife - Warm Water Acute		AZ Aquatic and Wildlife - Warm Water Chronic		AZ Full Body Contact		AZ Fish Consumption		AZ Partial Body Contact		Dissolved Results	Total Results	Total Recoverable Results	Field Results	Use Exceeded
		Standard	Fraction	Standard	Fraction	Standard	Fraction	Standard	Fraction	Standard	Fraction	Standard	Fraction	Standard	Fraction					
Metals																				
Potassium	mg/l	---	---	---	---	---	---	---	---	---	---	---	---	---	---	---	2.57	---	---	---
Selenium	mg/l	0.05	TRC	0.033	TRC	---	---	0.002	TRC	4.667	TRC	0.667	TRC	4.667	TRC	---	<0.00300	<0.00300	---	AZ Aquatic and Wildlife - Warm Water Chronic*
Silver	mg/l	---	---	0.034911	DIS	0.034911	DIS	---	---	4.667	TRC	8	TRC	4.667	TRC	<0.000100	<0.000100	<0.000100	---	---
Sodium	mg/l	---	---	---	---	---	---	---	---	---	---	---	---	---	---	---	10.80	---	---	---
Thallium	mg/l	---	---	---	---	0.7	DIS	0.15	DIS	0.075	TRC	0.001	TRC	0.075	TRC	<0.00200	<0.00200	---	---	AZ Fish Consumption*
Zinc	mg/l	25	TRC	3.5994	DIS	0.3793	DIS	0.3793	DIS	280	TRC	5.106	TRC	280	TRC	<0.01000	<0.01000	<0.01000	---	---
Other																				
Anions (Laboratory)	meq/l	---	---	---	---	---	---	---	---	---	---	---	---	---	---	---	7.98	---	---	---
Cations (Laboratory)	meq/l	---	---	---	---	---	---	---	---	---	---	---	---	---	---	---	8.84	---	---	---
Ion Balance (Laboratory)	%	---	---	---	---	---	---	---	---	---	---	---	---	---	---	---	5.11	---	---	---
Total Dissolved Solids (Calc by Lab)	mg/l	---	---	---	---	---	---	---	---	---	---	---	---	---	---	---	511	---	---	---

The hardness value used for calculation of hardness-dependent standards is the hardness of the sample itself, not the hardness of a receiving water.
* Detection limit exceeds standard
‡ For comparison only - no analysis exists

Station Name	Pump Station Spring
Sample ID	RESE-1002001
Sample Date	8/5/2008 9:00:00 AM
Basin	Upper Queen Creek Watershed
Sub-basin	unknown
QC Type	Original data

Surface Water Hydrochemical Data

MONTGOMERY & ASSOCIATES

Parameters and Constituents		Standards														Results				
Name	Units	AZ Agricultural Livestock Watering		AZ Aquatic and Wildlife - Ephemeral Acute		AZ Aquatic and Wildlife - Warm Water Acute		AZ Aquatic and Wildlife - Warm Water Chronic		AZ Full Body Contact		AZ Fish Consumption		AZ Partial Body Contact		Dissolved Results	Total Results	Total Recoverable Results	Field Results	Use Exceeded
		Standard	Fraction	Standard	Fraction	Standard	Fraction	Standard	Fraction	Standard	Fraction	Standard	Fraction	Standard	Fraction					
Field Parameters																				
Dissolved oxygen	mg/l	---	---	---	---	6	---	6	---	---	---	---	---	---	---	---	---	---	3.55	AZ Aquatic and Wildlife - Warm Water Acute† AZ Aquatic and Wildlife - Warm Water Chronic†
Flow Rate	gallons/minute	---	---	---	---	---	---	---	---	---	---	---	---	---	---	---	---	---	<0.10	---
pH (Field)	s.u.	6.5 - 9	---	6.5 - 9	---	6.5 - 9	---	6.5 - 9	---	6.5 - 9	---	---	---	6.5 - 9	---	---	---	---	7.54	---
Specific Conductance (Field)	uS/cm	---	---	---	---	---	---	---	---	---	---	---	---	---	---	---	---	---	851.00	---
Temperature (Field)	Deg C	---	---	---	---	---	---	---	---	---	---	---	---	---	---	---	---	---	20.50	---
Turbidity (Field)	NTUs	---	---	---	---	---	---	---	---	---	---	---	---	---	---	---	---	---	1.50	---
Inorganics																				
Alkalinity (as CaCO3)	mg/l	---	---	---	---	---	---	---	---	---	---	---	---	---	---	364.0	369.0	---	---	---
Bicarbonate (Calculated by M&A)	mg/l	---	---	---	---	---	---	---	---	---	---	---	---	---	---	444.1	---	---	---	---
Bicarbonate Alkalinity (as CaCO3)	mg/l	---	---	---	---	---	---	---	---	---	---	---	---	---	---	364.0	369.0	---	---	---
Bromide	mg/l	---	---	---	---	---	---	---	---	---	---	---	---	---	---	---	0.135	---	---	---
Carbonate (Calculated by M&A)	mg/l	---	---	---	---	---	---	---	---	---	---	---	---	---	---	--	---	---	---	---
Carbonate Alkalinity (as CaCO3)	mg/l	---	---	---	---	---	---	---	---	---	---	---	---	---	---	<1.00	<1.00	---	---	---
Chloride	mg/l	---	---	---	---	---	---	---	---	---	---	---	---	---	---	14.30	15.00	---	---	---
Fluoride	mg/l	---	---	---	---	---	---	---	---	140	---	---	---	140	---	---	0.344	---	---	---
Hardness (as CaCO3)	mg/l	---	---	---	---	---	---	---	---	---	---	---	---	---	---	412.0	---	393.0	---	---
Hydroxide Alkalinity (as CaCO3)	mg/l	---	---	---	---	---	---	---	---	---	---	---	---	---	---	<1.0	<1.0	---	---	---
Nitrate as N	mg/l	---	---	---	---	---	---	---	---	3733.3	---	---	---	3733.3	---	---	7.3	---	---	---
Nitrate+Nitrite as N (calculated by M&A)	mg/l	---	---	---	---	---	---	---	---	3733.3	---	---	---	3733.3	---	---	7.3	---	---	---
Nitrite as N	mg/l	---	---	---	---	---	---	---	---	233.33	---	---	---	233.33	---	---	<0.10	---	---	---
Orthophosphate as P	mg/l	---	---	---	---	---	---	---	---	---	---	---	---	---	---	---	<0.20	---	---	---
Silica	mg/l	---	---	---	---	---	---	---	---	---	---	---	---	---	---	49.4	---	---	---	---
Sulfate	mg/l	---	---	---	---	---	---	---	---	---	---	---	---	---	---	68.7	64.4	---	---	---
Lab Parameters																				
Total Dissolved Solids (Laboratory)	mg/l	---	---	---	---	---	---	---	---	---	---	---	---	---	---	---	570	---	---	---
Total Suspended Solids	mg/l	---	---	---	---	---	---	---	---	---	---	---	---	---	---	---	6.00	---	---	---
Metals																				
Aluminum	mg/l	---	---	---	---	---	---	---	---	---	---	---	---	---	---	<0.0800	---	---	---	---
Antimony	mg/l	---	---	---	---	0.088	DIS	0.03	DIS	0.747	TRC	0.64	TRC	0.747	TRC	<0.00300	---	<0.00300	---	---
Arsenic	mg/l	0.2	TRC	0.44	DIS	0.34	DIS	0.15	DIS	0.03	TRC	0.08	TRC	0.28	TRC	0.02700	---	<0.02500	---	---
Barium	mg/l	---	---	---	---	---	---	---	---	98	TRC	---	---	98	TRC	0.0249	---	---	---	---
Beryllium	mg/l	---	---	---	---	---	---	---	---	1.867	TRC	0.084	TRC	1.867	TRC	<0.00200	---	<0.00200	---	---
Boron	mg/l	---	---	---	---	---	---	---	---	186.667	TRC	---	---	186.667	TRC	---	---	<0.0400	---	---
Cadmium	mg/l	0.05	---	0.086123	DIS	0.029719	DIS	0.00145	DIS	0.7	TRC	0.084	TRC	0.7	TRC	<0.000200	---	<0.002000	---	---
Calcium	mg/l	---	---	---	---	---	---	---	---	---	---	---	---	---	---	118.0	---	113.0	---	---
Chromium	mg/l	1	---	---	---	---	---	---	---	---	---	---	---	---	---	---	---	<0.00600	---	---
Chromium, Hexavalent‡	mg/l	---	---	0.034	DIS	0.016	DIS	0.011	DIS	2.8	TRC	0.15	TRC	2.8	TRC	---	---	<0.00600	---	---
Chromium, Trivalent‡	mg/l	---	---	5.86429	TRC	1.74784	TRC	0.22736	TRC	1400	TRC	75	TRC	1400	TRC	---	---	<0.00600	---	---
Cobalt	mg/l	---	---	---	---	---	---	---	---	---	---	---	---	---	---	<0.00600	---	---	---	---
Copper	mg/l	0.5	TRC	0.08446	DIS	0.0488	DIS	0.02884	DIS	1.3	TRC	---	---	1.3	TRC	0.00130	---	<0.01000	---	---
Iron	mg/l	---	---	---	---	---	---	1	DIS	---	---	---	---	---	---	<0.0600	---	---	---	---
Lead	mg/l	0.1	TRC	0.58207	DIS	0.275804	DIS	0.010748	DIS	0.015	TRC	---	---	0.015	TRC	<0.003000	---	<0.003000	---	---
Magnesium	mg/l	---	---	---	---	---	---	---	---	---	---	---	---	---	---	29.30	---	27.30	---	---
Manganese	mg/l	---	---	---	---	---	---	---	---	130.66701	---	---	---	130.66701	---	0.07020	---	0.04210	---	---
Mercury	mg/l	0.01	TRC	0.005	DIS	0.0024	DIS	0.00001	DIS	0.28	TRC	---	---	0.28	TRC	<0.00020	<0.00020	---	---	AZ Aquatic and Wildlife - Warm Water Chronic*

Station Name	Pump Station Spring
Sample ID	RESE-1002001
Sample Date	8/5/2008 9:00:00 AM
Basin	Upper Queen Creek Watershed
Sub-basin	unknown
QC Type	Original data

Surface Water Hydrochemical Data

MONTGOMERY & ASSOCIATES

Parameters and Constituents		Standards														Results				
Name	Units	AZ Agricultural Livestock Watering		AZ Aquatic and Wildlife - Ephemeral Acute		AZ Aquatic and Wildlife - Warm Water Acute		AZ Aquatic and Wildlife - Warm Water Chronic		AZ Full Body Contact		AZ Fish Consumption		AZ Partial Body Contact		Dissolved Results	Total Results	Total Recoverable Results	Field Results	Use Exceeded
		Standard	Fraction	Standard	Fraction	Standard	Fraction	Standard	Fraction	Standard	Fraction	Standard	Fraction	Standard	Fraction					
Metals																				
Molybdenum	mg/l	---	---	---	---	---	---	---	---	---	---	---	---	---	---	0.0556	---	---	---	---
Nickel	mg/l	---	---	13.2366	DIS	1.49046	DIS	0.16554	DIS	28	TRC	0.511	TRC	28	TRC	<0.01000	---	<0.01000	---	---
Potassium	mg/l	---	---	---	---	---	---	---	---	---	---	---	---	---	---	2.38	---	2.12	---	---
Selenium	mg/l	0.05	TRC	0.033	TRC	---	---	0.002	TRC	4.667	TRC	0.667	TRC	4.667	TRC	---	---	<0.00300	---	AZ Aquatic and Wildlife - Warm Water Chronic*
Silver	mg/l	---	---	0.033867	DIS	0.033867	DIS	---	---	4.667	TRC	8	TRC	4.667	TRC	<0.000100	---	<0.005000	---	---
Sodium	mg/l	---	---	---	---	---	---	---	---	---	---	---	---	---	---	11.30	---	11.00	---	---
Strontium	mg/l	---	---	---	---	---	---	---	---	---	---	---	---	---	---	0.1980	---	---	---	---
Strontium (by isotope dilution)	ppm	---	---	---	---	---	---	---	---	---	---	---	---	---	---	---	0.2190	---	---	---
Thallium	mg/l	---	---	---	---	0.7	DIS	0.15	DIS	0.075	TRC	0.001	TRC	0.075	TRC	<0.00100	---	<0.00100	---	AZ Fish Consumption*
Uranium	mg/l	---	---	---	---	---	---	---	---	2.8	---	---	---	2.8	---	---	0.00110	---	---	---
Zinc	mg/l	25	TRC	3.54596	DIS	0.37367	DIS	0.37367	DIS	280	TRC	5.106	TRC	280	TRC	<0.01000	---	<0.01000	---	---
Other																				
Dissolved Organic Carbon	mg/l	---	---	---	---	---	---	---	---	---	---	---	---	---	---	---	---	---	3.97	---
Radiogenic Isotopes																				
Strontium 87/86	none	---	---	---	---	---	---	---	---	---	---	---	---	---	---	---	0.710048	---	---	---
Tritium	TU	---	---	---	---	---	---	---	---	---	---	---	---	---	---	---	3.40	---	---	---
Radiologicals																				
Gross Alpha	pCi/l	---	---	---	---	---	---	---	---	---	---	---	---	---	---	---	<3.50	---	---	---
Gross Beta	pCi/l	---	---	---	---	---	---	---	---	---	---	---	---	---	---	---	<4.10	---	---	---
Uranium Activity (Calc 907.0)	pCi/l	---	---	---	---	---	---	---	---	---	---	---	---	---	---	---	1.2	---	---	---
Radionuclides																				
Radium 226	pCi/l	---	---	---	---	---	---	---	---	---	---	---	---	---	---	---	<0.18	---	---	---
Radium 226 + Radium 228	pCi/l	---	---	---	---	---	---	---	---	---	---	---	---	---	---	---	--	---	---	---
Radium 228	pCi/l	---	---	---	---	---	---	---	---	---	---	---	---	---	---	---	<1.20	---	---	---
U-234/U-238	none	---	---	---	---	---	---	---	---	---	---	---	---	---	---	---	1.75	---	---	---
Uranium 234	pCi/l	---	---	---	---	---	---	---	---	---	---	---	---	---	---	---	0.70	---	---	---
Uranium 235	pCi/l	---	---	---	---	---	---	---	---	---	---	---	---	---	---	---	<0.20	---	---	---
Uranium 238	pCi/l	---	---	---	---	---	---	---	---	---	---	---	---	---	---	---	0.40	---	---	---
Stable Isotopes																				
Delta Deuterium	per mil	---	---	---	---	---	---	---	---	---	---	---	---	---	---	---	-67.0	---	---	---
Delta Oxygen-18	per mil	---	---	---	---	---	---	---	---	---	---	---	---	---	---	---	-9.90	---	---	---
Delta Oxygen-18 of Sulfate	per mil	---	---	---	---	---	---	---	---	---	---	---	---	---	---	---	14.6	---	---	---
Delta Sulfur-34	per mil	---	---	---	---	---	---	---	---	---	---	---	---	---	---	---	-1.1	---	---	---

The hardness value used for calculation of hardness-dependent standards is the hardness of the sample itself, not the hardness of a receiving water.
* Detection limit exceeds standard
† Exceedance is considered less than regulatory limit
‡ For comparison only - no analysis exists

Station Name	Pump Station Spring
Sample ID	RESE-1002023
Sample Date	11/4/2008 2:00:00 PM
Basin	Upper Queen Creek Watershed
Sub-basin	unknown
QC Type	Original data

Surface Water Hydrochemical Data

MONTGOMERY & ASSOCIATES

Parameters and Constituents		Standards														Results				
Name	Units	AZ Agricultural Livestock Watering		AZ Aquatic and Wildlife - Ephemeral Acute		AZ Aquatic and Wildlife - Warm Water Acute		AZ Aquatic and Wildlife - Warm Water Chronic		AZ Full Body Contact		AZ Fish Consumption		AZ Partial Body Contact		Dissolved Results	Total Results	Total Recoverable Results	Field Results	Use Exceeded
		Standard	Fraction	Standard	Fraction	Standard	Fraction	Standard	Fraction	Standard	Fraction	Standard	Fraction	Standard	Fraction					
Field Parameters																				
Dissolved oxygen	mg/l	---	---	---	---	6	---	6	---	---	---	---	---	---	---	---	---	---	2.77	AZ Aquatic and Wildlife - Warm Water Acute† AZ Aquatic and Wildlife - Warm Water Chronic†
Flow Rate	gallons/minute	---	---	---	---	---	---	---	---	---	---	---	---	---	---	---	---	---	<0.10	---
pH (Field)	s.u.	6.5 - 9	---	6.5 - 9	---	6.5 - 9	---	6.5 - 9	---	6.5 - 9	---	---	---	6.5 - 9	---	---	---	---	7.06	---
Specific Conductance (Field)	uS/cm	---	---	---	---	---	---	---	---	---	---	---	---	---	---	---	---	---	891.00	---
Temperature (Field)	Deg C	---	---	---	---	---	---	---	---	---	---	---	---	---	---	---	---	---	14.70	---
Turbidity (Field)	NTUs	---	---	---	---	---	---	---	---	---	---	---	---	---	---	---	---	---	0.01	---
Inorganics																				
Alkalinity (as CaCO3)	mg/l	---	---	---	---	---	---	---	---	---	---	---	---	---	---	---	363.0	---	---	---
Bicarbonate (Calculated by M&A)	mg/l	---	---	---	---	---	---	---	---	---	---	---	---	---	---	---	442.9	---	---	---
Bicarbonate Alkalinity (as CaCO3)	mg/l	---	---	---	---	---	---	---	---	---	---	---	---	---	---	---	363.0	---	---	---
Bromide	mg/l	---	---	---	---	---	---	---	---	---	---	---	---	---	---	---	0.149	---	---	---
Carbonate (Calculated by M&A)	mg/l	---	---	---	---	---	---	---	---	---	---	---	---	---	---	---	--	---	---	---
Carbonate Alkalinity (as CaCO3)	mg/l	---	---	---	---	---	---	---	---	---	---	---	---	---	---	---	<1.00	---	---	---
Chloride	mg/l	---	---	---	---	---	---	---	---	---	---	---	---	---	---	---	14.80	---	---	---
Fluoride	mg/l	---	---	---	---	---	---	---	---	140	---	---	---	140	---	---	0.259	---	---	---
Hardness (as CaCO3)	mg/l	---	---	---	---	---	---	---	---	---	---	---	---	---	---	430.0	---	---	---	---
Nitrate as N	mg/l	---	---	---	---	---	---	---	---	3733.3	---	---	---	3733.3	---	---	10.0	---	---	---
Nitrate+Nitrite as N	mg/l	---	---	---	---	---	---	---	---	---	---	---	---	---	---	---	10.0	---	---	---
Nitrate+Nitrite as N (calculated by M&A)	mg/l	---	---	---	---	---	---	---	---	3733.3	---	---	---	3733.3	---	---	10.0	---	---	---
Nitrite as N	mg/l	---	---	---	---	---	---	---	---	233.33	---	---	---	233.33	---	---	<0.10	---	---	---
Orthophosphate as P	mg/l	---	---	---	---	---	---	---	---	---	---	---	---	---	---	---	<0.20	---	---	---
Silica	mg/l	---	---	---	---	---	---	---	---	---	---	---	---	---	---	45.8	---	---	---	---
Sulfate	mg/l	---	---	---	---	---	---	---	---	---	---	---	---	---	---	---	65.9	---	---	---
Lab Parameters																				
Total Dissolved Solids (Laboratory)	mg/l	---	---	---	---	---	---	---	---	---	---	---	---	---	---	---	540	---	---	---
Total Suspended Solids	mg/l	---	---	---	---	---	---	---	---	---	---	---	---	---	---	---	<5.00	---	---	---
Metals																				
Aluminum	mg/l	---	---	---	---	---	---	---	---	---	---	---	---	---	---	<0.0800	---	---	---	---
Antimony	mg/l	---	---	---	---	0.088	DIS	0.03	DIS	0.747	TRC	0.64	TRC	0.747	TRC	<0.00300	---	<0.00300	---	---
Arsenic	mg/l	0.2	TRC	0.44	DIS	0.34	DIS	0.15	DIS	0.03	TRC	0.08	TRC	0.28	TRC	<0.02500	---	<0.02500	---	---
Barium	mg/l	---	---	---	---	---	---	---	---	98	TRC	---	---	98	TRC	0.0237	---	---	---	---
Beryllium	mg/l	---	---	---	---	---	---	---	---	1.867	TRC	0.084	TRC	1.867	TRC	<0.00200	---	<0.00200	---	---
Boron	mg/l	---	---	---	---	---	---	---	---	186.667	TRC	---	---	186.667	TRC	---	---	<0.0400	---	---
Cadmium	mg/l	0.05	---	0.087609	DIS	0.030232	DIS	0.001468	DIS	0.7	TRC	0.084	TRC	0.7	TRC	<0.000200	---	<0.002000	---	---
Calcium	mg/l	---	---	---	---	---	---	---	---	---	---	---	---	---	---	---	---	121.0	---	---
Chromium	mg/l	1	---	---	---	---	---	---	---	---	---	---	---	---	---	---	---	<0.00600	---	---
Chromium, Hexavalent‡	mg/l	---	---	0.034	DIS	0.016	DIS	0.011	DIS	2.8	TRC	0.15	TRC	2.8	TRC	---	---	<0.00600	---	---
Chromium, Trivalent‡	mg/l	---	---	5.9497	TRC	1.7733	TRC	0.23067	TRC	1400	TRC	75	TRC	1400	TRC	---	---	<0.00600	---	---
Cobalt	mg/l	---	---	---	---	---	---	---	---	---	---	---	---	---	---	<0.00600	---	---	---	---
Copper	mg/l	0.5	TRC	0.08588	DIS	0.04962	DIS	0.02928	DIS	1.3	TRC	---	---	1.3	TRC	0.00131	---	<0.01000	---	---
Iron	mg/l	---	---	---	---	---	---	1	DIS	---	---	---	---	---	---	<0.0600	---	---	---	---
Lead	mg/l	0.1	TRC	0.592712	DIS	0.280846	DIS	0.010944	DIS	0.015	TRC	---	---	0.015	TRC	<0.003000	---	<0.003000	---	---
Magnesium	mg/l	---	---	---	---	---	---	---	---	---	---	---	---	---	---	---	---	30.90	---	---
Manganese	mg/l	---	---	---	---	---	---	---	---	130.66701	---	---	---	130.66701	---	<0.00400	---	<0.00400	---	---
Mercury	mg/l	0.01	TRC	0.005	DIS	0.0024	DIS	0.00001	DIS	0.28	TRC	---	---	0.28	TRC	<0.00020	<0.00020	---	---	AZ Aquatic and Wildlife - Warm Water Chronic*

Surface Water Hydrochemical Data

Station Name	Pump Station Spring
Sample ID	RESE-1002023
Sample Date	11/4/2008 2:00:00 PM
Basin	Upper Queen Creek Watershed
Sub-basin	unknown
QC Type	Original data

Parameters and Constituents		Standards														Results				
Name	Units	AZ Agricultural Livestock Watering		AZ Aquatic and Wildlife - Ephemeral Acute		AZ Aquatic and Wildlife - Warm Water Acute		AZ Aquatic and Wildlife - Warm Water Chronic		AZ Full Body Contact		AZ Fish Consumption		AZ Partial Body Contact		Dissolved Results	Total Results	Total Recoverable Results	Field Results	Use Exceeded
		Standard	Fraction	Standard	Fraction	Standard	Fraction	Standard	Fraction	Standard	Fraction	Standard	Fraction	Standard	Fraction					
Metals																				
Molybdenum	mg/l	---	---	---	---	---	---	---	---	---	---	---	---	---	---	<0.0080	---	---	---	---
Nickel	mg/l	---	---	13.43579	DIS	1.51289	DIS	0.16804	DIS	28	TRC	0.511	TRC	28	TRC	<0.01000	---	<0.01000	---	---
Potassium	mg/l	---	---	---	---	---	---	---	---	---	---	---	---	---	---	---	---	1.84	---	---
Selenium	mg/l	0.05	TRC	0.033	TRC	---	---	0.002	TRC	4.667	TRC	0.667	TRC	4.667	TRC	---	---	<0.00300	---	AZ Aquatic and Wildlife - Warm Water Chronic*
Silver	mg/l	---	---	0.034911	DIS	0.034911	DIS	---	---	4.667	TRC	8	TRC	4.667	TRC	<0.000100	---	<0.005000	---	---
Sodium	mg/l	---	---	---	---	---	---	---	---	---	---	---	---	---	---	---	---	10.70	---	---
Strontium	mg/l	---	---	---	---	---	---	---	---	---	---	---	---	---	---	0.2100	---	---	---	---
Thallium	mg/l	---	---	---	---	0.7	DIS	0.15	DIS	0.075	TRC	0.001	TRC	0.075	TRC	<0.00100	---	<0.00100	---	AZ Fish Consumption*
Zinc	mg/l	25	TRC	3.5994	DIS	0.3793	DIS	0.3793	DIS	280	TRC	5.106	TRC	280	TRC	<0.01000	---	<0.01000	---	---
Other																				
Dissolved Organic Carbon	mg/l	---	---	---	---	---	---	---	---	---	---	---	---	---	---	---	---	---	1.74	---

The hardness value used for calculation of hardness-dependent standards is the hardness of the sample itself, not the hardness of a receiving water.
* Detection limit exceeds standard
† Exceedance is considered less than regulatory limit
‡ For comparison only - no analysis exists

Station Name	Pump Station Spring
Sample ID	RESE-1002053
Sample Date	2/17/2009 11:00:00 AM
Basin	Upper Queen Creek Watershed
Sub-basin	unknown
QC Type	Original data

Surface Water Hydrochemical Data

MONTGOMERY & ASSOCIATES

Parameters and Constituents		Standards														Results				
Name	Units	AZ Agricultural Livestock Watering		AZ Aquatic and Wildlife - Ephemeral Acute		AZ Aquatic and Wildlife - Warm Water Acute		AZ Aquatic and Wildlife - Warm Water Chronic		AZ Full Body Contact		AZ Fish Consumption		AZ Partial Body Contact		Dissolved Results	Total Results	Total Recoverable Results	Field Results	Use Exceeded
		Standard	Fraction	Standard	Fraction	Standard	Fraction	Standard	Fraction	Standard	Fraction	Standard	Fraction	Standard	Fraction					
Field Parameters																				
Dissolved oxygen	mg/l	---	---	---	---	6	---	6	---	---	---	---	---	---	---	---	---	---	8.90	---
Flow Rate	gallons/minute	---	---	---	---	---	---	---	---	---	---	---	---	---	---	---	---	---	2783.00	---
pH (Field)	s.u.	6.5 - 9	---	6.5 - 9	---	6.5 - 9	---	6.5 - 9	---	6.5 - 9	---	---	---	6.5 - 9	---	---	---	---	8.22	---
Specific Conductance (Field)	uS/cm	---	---	---	---	---	---	---	---	---	---	---	---	---	---	---	---	---	147.00	---
Temperature (Field)	Deg C	---	---	---	---	---	---	---	---	---	---	---	---	---	---	---	---	---	9.10	---
Turbidity (Field)	NTUs	---	---	---	---	---	---	---	---	---	---	---	---	---	---	---	---	---	134.00	---
Inorganics																				
Alkalinity (as CaCO3)	mg/l	---	---	---	---	---	---	---	---	---	---	---	---	---	---	---	54.7	---	---	---
Bicarbonate (Calculated by M&A)	mg/l	---	---	---	---	---	---	---	---	---	---	---	---	---	---	---	66.7	---	---	---
Bicarbonate Alkalinity (as CaCO3)	mg/l	---	---	---	---	---	---	---	---	---	---	---	---	---	---	---	54.7	---	---	---
Bromide	mg/l	---	---	---	---	---	---	---	---	---	---	---	---	---	---	---	<0.100	---	---	---
Carbonate (Calculated by M&A)	mg/l	---	---	---	---	---	---	---	---	---	---	---	---	---	---	---	--	---	---	---
Carbonate Alkalinity (as CaCO3)	mg/l	---	---	---	---	---	---	---	---	---	---	---	---	---	---	---	<1.00	---	---	---
Chloride	mg/l	---	---	---	---	---	---	---	---	---	---	---	---	---	---	---	3.16	---	---	---
Fluoride	mg/l	---	---	---	---	---	---	---	---	140	---	---	---	140	---	---	<0.100	---	---	---
Hardness (as CaCO3)	mg/l	---	---	---	---	---	---	---	---	---	---	---	---	---	---	81.2	---	---	---	---
Silica	mg/l	---	---	---	---	---	---	---	---	---	---	---	---	---	---	25.7	---	---	---	---
Sulfate	mg/l	---	---	---	---	---	---	---	---	---	---	---	---	---	---	---	12.8	---	---	---
Lab Parameters																				
Total Dissolved Solids (Laboratory)	mg/l	---	---	---	---	---	---	---	---	---	---	---	---	---	---	---	145	---	---	---
Total Suspended Solids	mg/l	---	---	---	---	---	---	---	---	---	---	---	---	---	---	---	54.00	---	---	---
Metals																				
Aluminum	mg/l	---	---	---	---	---	---	---	---	---	---	---	---	---	---	0.1360	---	---	---	---
Antimony	mg/l	---	---	---	---	0.088	DIS	0.03	DIS	0.747	TRC	0.64	TRC	0.747	TRC	<0.00300	---	<0.00300	---	---
Arsenic	mg/l	0.2	TRC	0.44	DIS	0.34	DIS	0.15	DIS	0.03	TRC	0.08	TRC	0.28	TRC	<0.02500	---	<0.02500	---	---
Barium	mg/l	---	---	---	---	---	---	---	---	98	TRC	---	---	98	TRC	0.0083	---	---	---	---
Beryllium	mg/l	---	---	---	---	---	---	---	---	1.867	TRC	0.084	TRC	1.867	TRC	<0.00200	---	<0.00200	---	---
Boron	mg/l	---	---	---	---	---	---	---	---	186.667	TRC	---	---	186.667	TRC	---	---	<0.0400	---	---
Cadmium	mg/l	0.05	---	0.018624	DIS	0.006427	DIS	0.000486	DIS	0.7	TRC	0.084	TRC	0.7	TRC	<0.000034	---	<0.002000	---	---
Calcium	mg/l	---	---	---	---	---	---	---	---	---	---	---	---	---	---	---	---	23.2	---	---
Chromium	mg/l	1	---	---	---	---	---	---	---	---	---	---	---	---	---	---	---	<0.00600	---	---
Chromium, Hexavalent‡	mg/l	---	---	0.034	DIS	0.016	DIS	0.011	DIS	2.8	TRC	0.15	TRC	2.8	TRC	---	---	<0.00600	---	---
Chromium, Trivalent‡	mg/l	---	---	1.61189	TRC	0.48042	TRC	0.06249	TRC	1400	TRC	75	TRC	1400	TRC	---	---	<0.00600	---	---
Cobalt	mg/l	---	---	---	---	---	---	---	---	---	---	---	---	---	---	<0.00600	---	---	---	---
Copper	mg/l	0.5	TRC	0.01912	DIS	0.01104	DIS	0.0075	DIS	1.3	TRC	---	---	1.3	TRC	0.00739	---	0.01900	---	---
Iron	mg/l	---	---	---	---	---	---	1	DIS	---	---	---	---	---	---	0.0780	---	---	---	---
Lead	mg/l	0.1	TRC	0.108567	DIS	0.051442	DIS	0.002005	DIS	0.015	TRC	---	---	0.015	TRC	0.000288 j	---	<0.003000	---	---
Magnesium	mg/l	---	---	---	---	---	---	---	---	---	---	---	---	---	---	---	---	5.67	---	---
Manganese	mg/l	---	---	---	---	---	---	---	---	130.66701	---	---	---	130.66701	---	0.00520	---	0.05660	---	---
Mercury	mg/l	0.01	TRC	0.005	DIS	0.0024	DIS	0.00001	DIS	0.28	TRC	---	---	0.28	TRC	---	<0.00020	---	---	AZ Aquatic and Wildlife - Warm Water Chronic*
Molybdenum	mg/l	---	---	---	---	---	---	---	---	---	---	---	---	---	---	<0.0080	---	---	---	---
Nickel	mg/l	---	---	3.48662	DIS	0.3926	DIS	0.04361	DIS	28	TRC	0.511	TRC	28	TRC	<0.00100	---	<0.01000	---	---
Potassium	mg/l	---	---	---	---	---	---	---	---	---	---	---	---	---	---	---	---	2.83	---	---
Selenium	mg/l	0.05	TRC	0.033	TRC	---	---	0.002	TRC	4.667	TRC	0.667	TRC	4.667	TRC	---	---	0.00018 jd	---	---
Silver	mg/l	---	---	0.002248	DIS	0.002248	DIS	---	---	4.667	TRC	8	TRC	4.667	TRC	<0.000100	---	<0.005000	---	---

Station Name	Pump Station Spring
Sample ID	RESE-1002053
Sample Date	2/17/2009 11:00:00 AM
Basin	Upper Queen Creek Watershed
Sub-basin	unknown
QC Type	Original data

Surface Water Hydrochemical Data

MONTGOMERY & ASSOCIATES

Parameters and Constituents		Standards														Results				
Name	Units	AZ Agricultural Livestock Watering		AZ Aquatic and Wildlife - Ephemeral Acute		AZ Aquatic and Wildlife - Warm Water Acute		AZ Aquatic and Wildlife - Warm Water Chronic		AZ Full Body Contact		AZ Fish Consumption		AZ Partial Body Contact		Dissolved Results	Total Results	Total Recoverable Results	Field Results	Use Exceeded
		Standard	Fraction	Standard	Fraction	Standard	Fraction	Standard	Fraction	Standard	Fraction	Standard	Fraction	Standard	Fraction					
Metals																				
Sodium	mg/l	---	---	---	---	---	---	---	---	---	---	---	---	---	---	---	---	3.92	---	---
Strontium	mg/l	---	---	---	---	---	---	---	---	---	---	---	---	---	---	0.0414	---	---	---	---
Thallium	mg/l	---	---	---	---	0.7	DIS	0.15	DIS	0.075	TRC	0.001	TRC	0.075	TRC	<0.00100	---	<0.00100	---	AZ Fish Consumption*
Zinc	mg/l	25	TRC	0.93212	DIS	0.09822	DIS	0.09822	DIS	280	TRC	5.106	TRC	280	TRC	<0.01000	---	<0.01000	---	---
Other																				
Dissolved Organic Carbon	mg/l	---	---	---	---	---	---	---	---	---	---	---	---	---	---	---	---	---	10.30	---
Mercury, Low Level	ng/l	---	---	---	---	---	---	---	---	---	---	---	---	---	---	0.84	---	---	---	---
Stable Isotopes																				
Delta Deuterium	per mil	---	---	---	---	---	---	---	---	---	---	---	---	---	---	---	-47.0	---	---	---
Delta Oxygen-18	per mil	---	---	---	---	---	---	---	---	---	---	---	---	---	---	---	-7.70	---	---	---
Delta Oxygen-18 of Sulfate	per mil	---	---	---	---	---	---	---	---	---	---	---	---	---	---	---	7.0	---	---	---
Delta Sulfur-34	per mil	---	---	---	---	---	---	---	---	---	---	---	---	---	---	---	1.2	---	---	---

The hardness value used for calculation of hardness-dependent standards is the hardness of the sample itself, not the hardness of a receiving water.
* Detection limit exceeds standard
‡ For comparison only - no analysis exists

Station Name	Pump Station Spring
Sample ID	RESE-1002080
Sample Date	5/12/2009 10:45:00 AM
Basin	Upper Queen Creek Watershed
Sub-basin	unknown
QC Type	Original data

Surface Water Hydrochemical Data

MONTGOMERY & ASSOCIATES

Parameters and Constituents		Standards														Results				
Name	Units	AZ Agricultural Livestock Watering		AZ Aquatic and Wildlife - Ephemeral Acute		AZ Aquatic and Wildlife - Warm Water Acute		AZ Aquatic and Wildlife - Warm Water Chronic		AZ Full Body Contact		AZ Fish Consumption		AZ Partial Body Contact		Dissolved Results	Total Results	Total Recoverable Results	Field Results	Use Exceeded
		Standard	Fraction	Standard	Fraction	Standard	Fraction	Standard	Fraction	Standard	Fraction	Standard	Fraction	Standard	Fraction					
Field Parameters																				
Dissolved oxygen	mg/l	---	---	---	---	6	---	6	---	---	---	---	---	---	---	---	---	---	10.57	---
Flow Rate	gallons/minute	---	---	---	---	---	---	---	---	---	---	---	---	---	---	---	---	---	1.00 j	---
pH (Field)	s.u.	6.5 - 9	---	6.5 - 9	---	6.5 - 9	---	6.5 - 9	---	6.5 - 9	---	---	---	6.5 - 9	---	---	---	---	7.32	---
Specific Conductance (Field)	uS/cm	---	---	---	---	---	---	---	---	---	---	---	---	---	---	---	---	---	8.41	---
Temperature (Field)	Deg C	---	---	---	---	---	---	---	---	---	---	---	---	---	---	---	---	---	16.50	---
Turbidity (Field)	NTUs	---	---	---	---	---	---	---	---	---	---	---	---	---	---	---	---	---	7.42	---
Inorganics																				
Alkalinity (as CaCO3)	mg/l	---	---	---	---	---	---	---	---	---	---	---	---	---	---	---	322.0	---	---	---
Bicarbonate (Calculated by M&A)	mg/l	---	---	---	---	---	---	---	---	---	---	---	---	---	---	---	392.8	---	---	---
Bicarbonate Alkalinity (as CaCO3)	mg/l	---	---	---	---	---	---	---	---	---	---	---	---	---	---	---	322.0	---	---	---
Bromide	mg/l	---	---	---	---	---	---	---	---	---	---	---	---	---	---	---	0.151	---	---	---
Carbonate (Calculated by M&A)	mg/l	---	---	---	---	---	---	---	---	---	---	---	---	---	---	---	--	---	---	---
Carbonate Alkalinity (as CaCO3)	mg/l	---	---	---	---	---	---	---	---	---	---	---	---	---	---	---	<1.00	---	---	---
Chloride	mg/l	---	---	---	---	---	---	---	---	---	---	---	---	---	---	---	13.40	---	---	---
Fluoride	mg/l	---	---	---	---	---	---	---	---	140	---	---	---	140	---	---	0.278	---	---	---
Hardness (as CaCO3)	mg/l	---	---	---	---	---	---	---	---	---	---	---	---	---	---	370.0	---	---	---	---
Silica	mg/l	---	---	---	---	---	---	---	---	---	---	---	---	---	---	40.6	---	---	---	---
Sulfate	mg/l	---	---	---	---	---	---	---	---	---	---	---	---	---	---	---	55.9	---	---	---
Lab Parameters																				
Total Dissolved Solids (Laboratory)	mg/l	---	---	---	---	---	---	---	---	---	---	---	---	---	---	---	457	---	---	---
Total Suspended Solids	mg/l	---	---	---	---	---	---	---	---	---	---	---	---	---	---	---	8.00	---	---	---
Metals																				
Aluminum	mg/l	---	---	---	---	---	---	---	---	---	---	---	---	---	---	<0.0800	---	---	---	---
Antimony	mg/l	---	---	---	---	0.088	DIS	0.03	DIS	0.747	TRC	0.64	TRC	0.747	TRC	<0.00300	---	<0.00300	---	---
Arsenic	mg/l	0.2	TRC	0.44	DIS	0.34	DIS	0.15	DIS	0.03	TRC	0.08	TRC	0.28	TRC	<0.02500	---	<0.02500	---	---
Barium	mg/l	---	---	---	---	---	---	---	---	98	TRC	---	---	98	TRC	---	---	0.0192	---	---
Beryllium	mg/l	---	---	---	---	---	---	---	---	1.867	TRC	0.084	TRC	1.867	TRC	<0.00200	---	<0.00200	---	---
Boron	mg/l	---	---	---	---	---	---	---	---	186.667	TRC	---	---	186.667	TRC	---	---	<0.0400	---	---
Cadmium	mg/l	0.05	---	0.081232	DIS	0.028031	DIS	0.001391	DIS	0.7	TRC	0.084	TRC	0.7	TRC	<0.000024	---	<0.002000	---	---
Calcium	mg/l	---	---	---	---	---	---	---	---	---	---	---	---	---	---	---	---	104.0	---	---
Chromium	mg/l	1	---	---	---	---	---	---	---	---	---	---	---	---	---	---	---	<0.00600	---	---
Chromium, Hexavalent‡	mg/l	---	---	0.034	DIS	0.016	DIS	0.011	DIS	2.8	TRC	0.15	TRC	2.8	TRC	---	---	<0.00600	---	---
Chromium, Trivalent‡	mg/l	---	---	5.58168	TRC	1.66361	TRC	0.2164	TRC	1400	TRC	75	TRC	1400	TRC	---	---	<0.00600	---	---
Cobalt	mg/l	---	---	---	---	---	---	---	---	---	---	---	---	---	---	<0.00600	---	---	---	---
Copper	mg/l	0.5	TRC	0.0798	DIS	0.0461	DIS	0.02739	DIS	1.3	TRC	---	---	1.3	TRC	0.00125	---	<0.01000	---	---
Iron	mg/l	---	---	---	---	---	---	1	DIS	---	---	---	---	---	---	<0.0600	---	---	---	---
Lead	mg/l	0.1	TRC	0.547064	DIS	0.259217	DIS	0.010101	DIS	0.015	TRC	---	---	0.015	TRC	<0.000053	---	<0.003000	---	---
Magnesium	mg/l	---	---	---	---	---	---	---	---	---	---	---	---	---	---	---	---	26.50	---	---
Manganese	mg/l	---	---	---	---	---	---	---	---	130.66701	---	---	---	130.66701	---	<0.00400	---	<0.00400	---	---
Mercury	mg/l	0.01	TRC	0.005	DIS	0.0024	DIS	0.00001	DIS	0.28	TRC	---	---	0.28	TRC	---	<0.00020	---	---	AZ Aquatic and Wildlife - Warm Water Chronic*
Molybdenum	mg/l	---	---	---	---	---	---	---	---	---	---	---	---	---	---	<0.0080	---	---	---	---
Nickel	mg/l	---	---	12.57821	DIS	1.41633	DIS	0.15731	DIS	28	TRC	0.511	TRC	28	TRC	0.00119	---	<0.01000	---	---
Potassium	mg/l	---	---	---	---	---	---	---	---	---	---	---	---	---	---	---	---	2.70	---	---
Selenium	mg/l	0.05	TRC	0.033	TRC	---	---	0.002	TRC	4.667	TRC	0.667	TRC	4.667	TRC	---	---	0.00095 jd	---	---
Silver	mg/l	---	---	0.03053	DIS	0.03053	DIS	---	---	4.667	TRC	8	TRC	4.667	TRC	<0.000100	---	<0.005000	---	---

Station Name	Pump Station Spring
Sample ID	RESE-1002080
Sample Date	5/12/2009 10:45:00 AM
Basin	Upper Queen Creek Watershed
Sub-basin	unknown
QC Type	Original data

Surface Water Hydrochemical Data

MONTGOMERY & ASSOCIATES

Parameters and Constituents		Standards														Results				
Name	Units	AZ Agricultural Livestock Watering		AZ Aquatic and Wildlife - Ephemeral Acute		AZ Aquatic and Wildlife - Warm Water Acute		AZ Aquatic and Wildlife - Warm Water Chronic		AZ Full Body Contact		AZ Fish Consumption		AZ Partial Body Contact		Dissolved Results	Total Results	Total Recoverable Results	Field Results	Use Exceeded
		Standard	Fraction	Standard	Fraction	Standard	Fraction	Standard	Fraction	Standard	Fraction	Standard	Fraction	Standard	Fraction					
Metals																				
Sodium	mg/l	---	---	---	---	---	---	---	---	---	---	---	---	---	---	---	---	11.00	---	---
Strontium	mg/l	---	---	---	---	---	---	---	---	---	---	---	---	---	---	0.1720	---	---	---	---
Thallium	mg/l	---	---	---	---	0.7	DIS	0.15	DIS	0.075	TRC	0.001	TRC	0.075	TRC	<0.00100	---	<0.00100	---	AZ Fish Consumption*
Zinc	mg/l	25	TRC	3.36932	DIS	0.35505	DIS	0.35505	DIS	280	TRC	5.106	TRC	280	TRC	<0.01000	---	<0.01000	---	---
Other																				
Dissolved Organic Carbon	mg/l	---	---	---	---	---	---	---	---	---	---	---	---	---	---	---	---	---	3.70	---
Mercury, Low Level	ng/l	---	---	---	---	---	---	---	---	---	---	---	---	---	---	0.52	---	---	---	---
Radiogenic Isotopes																				
Tritium	TU	---	---	---	---	---	---	---	---	---	---	---	---	---	---	---	3.10	---	---	---
Stable Isotopes																				
Delta Deuterium	per mil	---	---	---	---	---	---	---	---	---	---	---	---	---	---	---	-63.0	---	---	---
Delta Oxygen-18	per mil	---	---	---	---	---	---	---	---	---	---	---	---	---	---	---	-9.50	---	---	---
Delta Oxygen-18 of Sulfate	per mil	---	---	---	---	---	---	---	---	---	---	---	---	---	---	---	6.2	---	---	---
Delta Sulfur-34	per mil	---	---	---	---	---	---	---	---	---	---	---	---	---	---	---	-0.4	---	---	---

The hardness value used for calculation of hardness-dependent standards is the hardness of the sample itself, not the hardness of a receiving water.
* Detection limit exceeds standard
‡ For comparison only - no analysis exists

Station Name	Pump Station Spring
Sample ID	RESE-1002084
Sample Date	5/12/2009 10:45:00 AM
Basin	Upper Queen Creek Watershed
Sub-basin	unknown
QC Type	Field duplicates

Surface Water Hydrochemical Data

MONTGOMERY & ASSOCIATES

Parameters and Constituents		Standards														Results				
Name	Units	AZ Agricultural Livestock Watering		AZ Aquatic and Wildlife - Ephemeral Acute		AZ Aquatic and Wildlife - Warm Water Acute		AZ Aquatic and Wildlife - Warm Water Chronic		AZ Full Body Contact		AZ Fish Consumption		AZ Partial Body Contact		Dissolved Results	Total Results	Total Recoverable Results	Field Results	Use Exceeded
		Standard	Fraction	Standard	Fraction	Standard	Fraction	Standard	Fraction	Standard	Fraction	Standard	Fraction	Standard	Fraction					
Field Parameters																				
Flow Rate	gallons/minute	---	---	---	---	---	---	---	---	---	---	---	---	---	---	---	---	---	1.00 j	---
Inorganics																				
Alkalinity (as CaCO3)	mg/l	---	---	---	---	---	---	---	---	---	---	---	---	---	---	---	317.0	---	---	---
Bicarbonate (Calculated by M&A)	mg/l	---	---	---	---	---	---	---	---	---	---	---	---	---	---	---	386.7	---	---	---
Bicarbonate Alkalinity (as CaCO3)	mg/l	---	---	---	---	---	---	---	---	---	---	---	---	---	---	---	317.0	---	---	---
Bromide	mg/l	---	---	---	---	---	---	---	---	---	---	---	---	---	---	---	0.155	---	---	---
Carbonate (Calculated by M&A)	mg/l	---	---	---	---	---	---	---	---	---	---	---	---	---	---	---	--	---	---	---
Carbonate Alkalinity (as CaCO3)	mg/l	---	---	---	---	---	---	---	---	---	---	---	---	---	---	---	<1.00	---	---	---
Chloride	mg/l	---	---	---	---	---	---	---	---	---	---	---	---	---	---	---	14.40	---	---	---
Fluoride	mg/l	---	---	---	---	---	---	---	---	140	---	---	---	140	---	---	0.275	---	---	---
Hardness (as CaCO3)	mg/l	---	---	---	---	---	---	---	---	---	---	---	---	---	---	379.0	---	---	---	---
Silica	mg/l	---	---	---	---	---	---	---	---	---	---	---	---	---	---	43.0	---	---	---	---
Sulfate	mg/l	---	---	---	---	---	---	---	---	---	---	---	---	---	---	---	57.1	---	---	---
Lab Parameters																				
Total Dissolved Solids (Laboratory)	mg/l	---	---	---	---	---	---	---	---	---	---	---	---	---	---	---	458	---	---	---
Total Suspended Solids	mg/l	---	---	---	---	---	---	---	---	---	---	---	---	---	---	---	7.00	---	---	---
Metals																				
Aluminum	mg/l	---	---	---	---	---	---	---	---	---	---	---	---	---	---	<0.0800	---	---	---	---
Antimony	mg/l	---	---	---	---	0.088	DIS	0.03	DIS	0.747	TRC	0.64	TRC	0.747	TRC	<0.00300	---	<0.00300	---	---
Arsenic	mg/l	0.2	TRC	0.44	DIS	0.34	DIS	0.15	DIS	0.03	TRC	0.08	TRC	0.28	TRC	<0.02500	---	<0.02500	---	---
Barium	mg/l	---	---	---	---	---	---	---	---	98	TRC	---	---	98	TRC	---	---	0.0204	---	---
Beryllium	mg/l	---	---	---	---	---	---	---	---	1.867	TRC	0.084	TRC	1.867	TRC	<0.00200	---	<0.00200	---	---
Boron	mg/l	---	---	---	---	---	---	---	---	186.667	TRC	---	---	186.667	TRC	---	---	<0.0400	---	---
Cadmium	mg/l	0.05	---	0.083147	DIS	0.028692	DIS	0.001414	DIS	0.7	TRC	0.084	TRC	0.7	TRC	<0.000024	---	<0.002000	---	---
Calcium	mg/l	---	---	---	---	---	---	---	---	---	---	---	---	---	---	---	---	107.0	---	---
Chromium	mg/l	1	---	---	---	---	---	---	---	---	---	---	---	---	---	---	---	<0.00600	---	---
Chromium, Hexavalent‡	mg/l	---	---	0.034	DIS	0.016	DIS	0.011	DIS	2.8	TRC	0.15	TRC	2.8	TRC	---	---	<0.00600	---	---
Chromium, Trivalent‡	mg/l	---	---	5.69264	TRC	1.69668	TRC	0.2207	TRC	1400	TRC	75	TRC	1400	TRC	---	---	<0.00600	---	---
Cobalt	mg/l	---	---	---	---	---	---	---	---	---	---	---	---	---	---	<0.00600	---	---	---	---
Copper	mg/l	0.5	TRC	0.08162	DIS	0.04716	DIS	0.02796	DIS	1.3	TRC	---	---	1.3	TRC	0.00119	---	<0.01000	---	---
Iron	mg/l	---	---	---	---	---	---	1	DIS	---	---	---	---	---	---	<0.0600	---	---	---	---
Lead	mg/l	0.1	TRC	0.56077	DIS	0.265711	DIS	0.010354	DIS	0.015	TRC	---	---	0.015	TRC	<0.000053	---	<0.003000	---	---
Magnesium	mg/l	---	---	---	---	---	---	---	---	---	---	---	---	---	---	---	---	27.00	---	---
Manganese	mg/l	---	---	---	---	---	---	---	---	130.66701	---	---	---	130.66701	---	0.00480	---	0.00760	---	---
Mercury	mg/l	0.01	TRC	0.005	DIS	0.0024	DIS	0.00001	DIS	0.28	TRC	---	---	0.28	TRC	---	<0.00020	---	---	AZ Aquatic and Wildlife - Warm Water Chronic*
Molybdenum	mg/l	---	---	---	---	---	---	---	---	---	---	---	---	---	---	<0.0080	---	---	---	---
Nickel	mg/l	---	---	12.83657	DIS	1.44542	DIS	0.16054	DIS	28	TRC	0.511	TRC	28	TRC	0.00156	---	<0.01000	---	---
Potassium	mg/l	---	---	---	---	---	---	---	---	---	---	---	---	---	---	---	---	2.77	---	---
Selenium	mg/l	0.05	TRC	0.033	TRC	---	---	0.002	TRC	4.667	TRC	0.667	TRC	4.667	TRC	---	---	0.00126 jd	---	---
Silver	mg/l	---	---	0.031818	DIS	0.031818	DIS	---	---	4.667	TRC	8	TRC	4.667	TRC	<0.000100	---	<0.005000	---	---
Sodium	mg/l	---	---	---	---	---	---	---	---	---	---	---	---	---	---	---	---	11.10	---	---
Strontium	mg/l	---	---	---	---	---	---	---	---	---	---	---	---	---	---	0.1820	---	---	---	---
Thallium	mg/l	---	---	---	---	0.7	DIS	0.15	DIS	0.075	TRC	0.001	TRC	0.075	TRC	<0.00100	---	<0.00100	---	AZ Fish Consumption*
Zinc	mg/l	25	TRC	3.43863	DIS	0.36236	DIS	0.36236	DIS	280	TRC	5.106	TRC	280	TRC	<0.01000	---	<0.01000	---	---
Other																				
Dissolved Organic Carbon	mg/l	---	---	---	---	---	---	---	---	---	---	---	---	---	---	---	---	---	5.27	---

Station Name	Pump Station Spring
Sample ID	RESE-1002084
Sample Date	5/12/2009 10:45:00 AM
Basin	Upper Queen Creek Watershed
Sub-basin	unknown
QC Type	Field duplicates

Surface Water Hydrochemical Data

MONTGOMERY & ASSOCIATES

Parameters and Constituents		Standards														Results				
Name	Units	AZ Agricultural Livestock Watering		AZ Aquatic and Wildlife - Ephemeral Acute		AZ Aquatic and Wildlife - Warm Water Acute		AZ Aquatic and Wildlife - Warm Water Chronic		AZ Full Body Contact		AZ Fish Consumption		AZ Partial Body Contact		Dissolved Results	Total Results	Total Recoverable Results	Field Results	Use Exceeded
		Standard	Fraction	Standard	Fraction	Standard	Fraction	Standard	Fraction	Standard	Fraction	Standard	Fraction	Standard	Fraction					
Other																				
Mercury, Low Level	ng/l	---	---	---	---	---	---	---	---	---	---	---	---	---	---	<0.50	---	---	---	---
Radiogenic Isotopes																				
Tritium	TU	---	---	---	---	---	---	---	---	---	---	---	---	---	---	---	4.80	---	---	---
Stable Isotopes																				
Delta Deuterium	per mil	---	---	---	---	---	---	---	---	---	---	---	---	---	---	---	-64.0	---	---	---
Delta Oxygen-18	per mil	---	---	---	---	---	---	---	---	---	---	---	---	---	---	---	-9.70	---	---	---
Delta Oxygen-18 of Sulfate	per mil	---	---	---	---	---	---	---	---	---	---	---	---	---	---	---	5.6	---	---	---
Delta Sulfur-34	per mil	---	---	---	---	---	---	---	---	---	---	---	---	---	---	---	-0.1	---	---	---

The hardness value used for calculation of hardness-dependent standards is the hardness of the sample itself, not the hardness of a receiving water.
* Detection limit exceeds standard
‡ For comparison only - no analysis exists

Station Name	Pump Station Spring
Sample ID	RESE-1002125
Sample Date	2/16/2010 11:30:00 AM
Basin	Upper Queen Creek Watershed
Sub-basin	unknown
QC Type	Original data

Surface Water Hydrochemical Data

MONTGOMERY & ASSOCIATES

Parameters and Constituents		Standards														Results				
Name	Units	AZ Agricultural Livestock Watering		AZ Aquatic and Wildlife - Ephemeral Acute		AZ Aquatic and Wildlife - Warm Water Acute		AZ Aquatic and Wildlife - Warm Water Chronic		AZ Full Body Contact		AZ Fish Consumption		AZ Partial Body Contact		Dissolved Results	Total Results	Total Recoverable Results	Field Results	Use Exceeded
		Standard	Fraction	Standard	Fraction	Standard	Fraction	Standard	Fraction	Standard	Fraction	Standard	Fraction	Standard	Fraction					
Field Parameters																				
Dissolved oxygen	mg/l	---	---	---	---	6	---	6	---	---	---	---	---	---	---	---	---	---	6.81	---
Flow Rate	gallons/minute	---	---	---	---	---	---	---	---	---	---	---	---	---	---	---	---	---	15.00 j	---
pH (Field)	s.u.	6.5 - 9	---	6.5 - 9	---	6.5 - 9	---	6.5 - 9	---	6.5 - 9	---	---	---	6.5 - 9	---	---	---	---	7.67	---
Specific Conductance (Field)	uS/cm	---	---	---	---	---	---	---	---	---	---	---	---	---	---	---	---	---	374.90	---
Temperature (Field)	Deg C	---	---	---	---	---	---	---	---	---	---	---	---	---	---	---	---	---	11.60	---
Turbidity (Field)	NTUs	---	---	---	---	---	---	---	---	---	---	---	---	---	---	---	---	---	0.70	---
Inorganics																				
Alkalinity (as CaCO3)	mg/l	---	---	---	---	---	---	---	---	---	---	---	---	---	---	---	221.0	---	---	---
Bicarbonate (Calculated by M&A)	mg/l	---	---	---	---	---	---	---	---	---	---	---	---	---	---	---	269.6	---	---	---
Bicarbonate Alkalinity (as CaCO3)	mg/l	---	---	---	---	---	---	---	---	---	---	---	---	---	---	---	221.0	---	---	---
Bromide	mg/l	---	---	---	---	---	---	---	---	---	---	---	---	---	---	---	<0.100	---	---	---
Carbonate (Calculated by M&A)	mg/l	---	---	---	---	---	---	---	---	---	---	---	---	---	---	---	--	---	---	---
Carbonate Alkalinity (as CaCO3)	mg/l	---	---	---	---	---	---	---	---	---	---	---	---	---	---	---	<1.00	---	---	---
Chloride	mg/l	---	---	---	---	---	---	---	---	---	---	---	---	---	---	---	10.50	---	---	---
Fluoride	mg/l	---	---	---	---	---	---	---	---	140	---	---	---	140	---	---	<0.100	---	---	---
Hardness (as CaCO3)	mg/l	---	---	---	---	---	---	---	---	---	---	---	---	---	---	---	---	265.0	---	---
Silica	mg/l	---	---	---	---	---	---	---	---	---	---	---	---	---	---	40.8	---	---	---	---
Sulfate	mg/l	---	---	---	---	---	---	---	---	---	---	---	---	---	---	---	38.4	---	---	---
Lab Parameters																				
Total Dissolved Solids (Laboratory)	mg/l	---	---	---	---	---	---	---	---	---	---	---	---	---	---	---	296	---	---	---
Total Suspended Solids	mg/l	---	---	---	---	---	---	---	---	---	---	---	---	---	---	---	<5.00	---	---	---
Metals																				
Aluminum	mg/l	---	---	---	---	---	---	---	---	---	---	---	---	---	---	<0.0800	---	---	---	---
Antimony	mg/l	---	---	---	---	0.088	DIS	0.03	DIS	0.747	TRC	0.64	TRC	0.747	TRC	<0.00300	---	<0.00300	---	---
Arsenic	mg/l	0.2	TRC	0.44	DIS	0.34	DIS	0.15	DIS	0.03	TRC	0.08	TRC	0.28	TRC	<0.02500	---	<0.02500	---	---
Barium	mg/l	---	---	---	---	---	---	---	---	98	TRC	---	---	98	TRC	0.0194	---	---	---	---
Beryllium	mg/l	---	---	---	---	---	---	---	---	1.867	TRC	0.084	TRC	1.867	TRC	---	---	<0.00200	---	---
Boron	mg/l	---	---	---	---	---	---	---	---	186.667	TRC	---	---	186.667	TRC	---	---	<0.0400	---	---
Cadmium	mg/l	0.05	---	0.058767	DIS	0.020279	DIS	0.001104	DIS	0.7	TRC	0.084	TRC	0.7	TRC	<0.000024	---	<0.002000	---	---
Calcium	mg/l	---	---	---	---	---	---	---	---	---	---	---	---	---	---	---	---	76.5	---	---
Chromium	mg/l	1	---	---	---	---	---	---	---	---	---	---	---	---	---	---	---	<0.00600	---	---
Chromium, Hexavalent‡	mg/l	---	---	0.034	DIS	0.016	DIS	0.011	DIS	2.8	TRC	0.15	TRC	2.8	TRC	---	---	<0.00600	---	---
Chromium, Trivalent‡	mg/l	---	---	4.24665	TRC	1.26571	TRC	0.16464	TRC	1400	TRC	75	TRC	1400	TRC	---	---	<0.00600	---	---
Cobalt	mg/l	---	---	---	---	---	---	---	---	---	---	---	---	---	---	<0.00600	---	---	---	---
Copper	mg/l	0.5	TRC	0.05826	DIS	0.03366	DIS	0.0206	DIS	1.3	TRC	---	---	1.3	TRC	0.00188	---	<0.01000	---	---
Iron	mg/l	---	---	---	---	---	---	1	DIS	---	---	---	---	---	---	<0.0600	---	---	---	---
Lead	mg/l	0.1	TRC	0.386669	DIS	0.183216	DIS	0.00714	DIS	0.015	TRC	---	---	0.015	TRC	<0.000053	---	<0.003000	---	---
Magnesium	mg/l	---	---	---	---	---	---	---	---	---	---	---	---	---	---	---	---	18.10	---	---
Manganese	mg/l	---	---	---	---	---	---	---	---	130.66701	---	---	---	130.66701	---	0.00960	---	0.01100	---	---
Mercury	mg/l	0.01	TRC	0.005	DIS	0.0024	DIS	0.00001	DIS	0.28	TRC	---	---	0.28	TRC	---	<0.00020	---	---	AZ Aquatic and Wildlife - Warm Water Chronic*
Molybdenum	mg/l	---	---	---	---	---	---	---	---	---	---	---	---	---	---	<0.0080	---	---	---	---
Nickel	mg/l	---	---	9.48389	DIS	1.0679	DIS	0.11861	DIS	28	TRC	0.511	TRC	28	TRC	0.00132	---	<0.01000	---	---
Potassium	mg/l	---	---	---	---	---	---	---	---	---	---	---	---	---	---	---	---	1.89	---	---
Selenium	mg/l	0.05	TRC	0.033	TRC	---	---	0.002	TRC	4.667	TRC	0.667	TRC	4.667	TRC	---	---	0.00167 jd	---	---
Silver	mg/l	---	---	0.017195	DIS	0.017195	DIS	---	---	4.667	TRC	8	TRC	4.667	TRC	<0.000100	---	<0.005000	---	---

Station Name	Pump Station Spring
Sample ID	RESE-1002125
Sample Date	2/16/2010 11:30:00 AM
Basin	Upper Queen Creek Watershed
Sub-basin	unknown
QC Type	Original data

Surface Water Hydrochemical Data

MONTGOMERY & ASSOCIATES

Parameters and Constituents		Standards														Results				
Name	Units	AZ Agricultural Livestock Watering		AZ Aquatic and Wildlife - Ephemeral Acute		AZ Aquatic and Wildlife - Warm Water Acute		AZ Aquatic and Wildlife - Warm Water Chronic		AZ Full Body Contact		AZ Fish Consumption		AZ Partial Body Contact		Dissolved Results	Total Results	Total Recoverable Results	Field Results	Use Exceeded
		Standard	Fraction	Standard	Fraction	Standard	Fraction	Standard	Fraction	Standard	Fraction	Standard	Fraction	Standard	Fraction					
Metals																				
Sodium	mg/l	---	---	---	---	---	---	---	---	---	---	---	---	---	---	---	---	8.48	---	---
Strontium	mg/l	---	---	---	---	---	---	---	---	---	---	---	---	---	---	0.1160	---	---	---	---
Thallium	mg/l	---	---	---	---	0.7	DIS	0.15	DIS	0.075	TRC	0.001	TRC	0.075	TRC	<0.00100	---	<0.00100	---	AZ Fish Consumption*
Zinc	mg/l	25	TRC	2.53934	DIS	0.26759	DIS	0.26759	DIS	280	TRC	5.106	TRC	280	TRC	<0.01000	---	<0.01000	---	---
Other																				
Dissolved Organic Carbon	mg/l	---	---	---	---	---	---	---	---	---	---	---	---	---	---	6.20	---	---	---	---

The hardness value used for calculation of hardness-dependent standards is the hardness of the sample itself, not the hardness of a receiving water.
* Detection limit exceeds standard
‡ For comparison only - no analysis exists

Station Name	Pump Station Spring
Sample ID	RESE-1002144
Sample Date	11/3/2010 11:00:00 AM
Basin	Upper Queen Creek Watershed
Sub-basin	unknown
QC Type	Original data

Surface Water Hydrochemical Data

MONTGOMERY & ASSOCIATES

Parameters and Constituents		Standards														Results				
Name	Units	AZ Agricultural Livestock Watering		AZ Aquatic and Wildlife - Ephemeral Acute		AZ Aquatic and Wildlife - Warm Water Acute		AZ Aquatic and Wildlife - Warm Water Chronic		AZ Full Body Contact		AZ Fish Consumption		AZ Partial Body Contact		Dissolved Results	Total Results	Total Recoverable Results	Field Results	Use Exceeded
		Standard	Fraction	Standard	Fraction	Standard	Fraction	Standard	Fraction	Standard	Fraction	Standard	Fraction	Standard	Fraction					
Field Parameters																				
Dissolved oxygen	mg/l	---	---	---	---	6	---	6	---	---	---	---	---	---	---	---	---	---	4.94	AZ Aquatic and Wildlife - Warm Water Acute† AZ Aquatic and Wildlife - Warm Water Chronic†
Flow Rate	gallons/minute	---	---	---	---	---	---	---	---	---	---	---	---	---	---	---	---	---	0.10 j	---
pH (Field)	s.u.	6.5 - 9	---	6.5 - 9	---	6.5 - 9	---	6.5 - 9	---	6.5 - 9	---	---	---	6.5 - 9	---	---	---	---	7.04	---
Specific Conductance (Field)	uS/cm	---	---	---	---	---	---	---	---	---	---	---	---	---	---	---	---	---	784.00	---
Temperature (Field)	Deg C	---	---	---	---	---	---	---	---	---	---	---	---	---	---	---	---	---	13.50	---
Turbidity (Field)	NTUs	---	---	---	---	---	---	---	---	---	---	---	---	---	---	---	---	---	4.46	---
Inorganics																				
Alkalinity (as CaCO3)	mg/l	---	---	---	---	---	---	---	---	---	---	---	---	---	---	---	349.0	---	---	---
Bicarbonate (Calculated by M&A)	mg/l	---	---	---	---	---	---	---	---	---	---	---	---	---	---	---	425.8	---	---	---
Bicarbonate Alkalinity (as CaCO3)	mg/l	---	---	---	---	---	---	---	---	---	---	---	---	---	---	---	349.0	---	---	---
Bromide	mg/l	---	---	---	---	---	---	---	---	---	---	---	---	---	---	---	0.188	---	---	---
Carbonate (Calculated by M&A)	mg/l	---	---	---	---	---	---	---	---	---	---	---	---	---	---	---	--	---	---	---
Carbonate Alkalinity (as CaCO3)	mg/l	---	---	---	---	---	---	---	---	---	---	---	---	---	---	---	<1.00	---	---	---
Chloride	mg/l	---	---	---	---	---	---	---	---	---	---	---	---	---	---	---	14.20	---	---	---
Fluoride	mg/l	---	---	---	---	---	---	---	---	140	---	---	---	140	---	---	0.206	---	---	---
Hardness (as CaCO3)	mg/l	---	---	---	---	---	---	---	---	---	---	---	---	---	---	---	---	403.0	---	---
Silica	mg/l	---	---	---	---	---	---	---	---	---	---	---	---	---	---	46.8	---	---	---	---
Sulfate	mg/l	---	---	---	---	---	---	---	---	---	---	---	---	---	---	---	59.2	---	---	---
Lab Parameters																				
Total Dissolved Solids (Laboratory)	mg/l	---	---	---	---	---	---	---	---	---	---	---	---	---	---	---	494	---	---	---
Total Suspended Solids	mg/l	---	---	---	---	---	---	---	---	---	---	---	---	---	---	---	29.00	---	---	---
Metals																				
Aluminum	mg/l	---	---	---	---	---	---	---	---	---	---	---	---	---	---	<0.0800	---	---	---	---
Antimony	mg/l	---	---	---	---	0.088	DIS	0.03	DIS	0.747	TRC	0.64	TRC	0.747	TRC	<0.00300	---	<0.00300	---	---
Arsenic	mg/l	0.2	TRC	0.44	DIS	0.34	DIS	0.15	DIS	0.03	TRC	0.08	TRC	0.28	TRC	<0.02500	---	<0.02500	---	---
Barium	mg/l	---	---	---	---	---	---	---	---	98	TRC	---	---	98	TRC	0.0158	---	---	---	---
Beryllium	mg/l	---	---	---	---	---	---	---	---	1.867	TRC	0.084	TRC	1.867	TRC	---	---	<0.00200	---	---
Boron	mg/l	---	---	---	---	---	---	---	---	186.667	TRC	---	---	186.667	TRC	---	---	<0.0400	---	---
Cadmium	mg/l	0.05	---	0.087609	DIS	0.030232	DIS	0.001468	DIS	0.7	TRC	0.084	TRC	0.7	TRC	<0.000024	---	<0.002000	---	---
Calcium	mg/l	---	---	---	---	---	---	---	---	---	---	---	---	---	---	---	---	116.0	---	---
Chromium	mg/l	1	---	---	---	---	---	---	---	---	---	---	---	---	---	---	---	<0.00600	---	---
Chromium, Hexavalent‡	mg/l	---	---	0.034	DIS	0.016	DIS	0.011	DIS	2.8	TRC	0.15	TRC	2.8	TRC	---	---	<0.00600	---	---
Chromium, Trivalent‡	mg/l	---	---	5.9497	TRC	1.7733	TRC	0.23067	TRC	1400	TRC	75	TRC	1400	TRC	---	---	<0.00600	---	---
Cobalt	mg/l	---	---	---	---	---	---	---	---	---	---	---	---	---	---	<0.00600	---	---	---	---
Copper	mg/l	0.5	TRC	0.08588	DIS	0.04962	DIS	0.02928	DIS	1.3	TRC	---	---	1.3	TRC	<0.00100	---	<0.01000	---	---
Iron	mg/l	---	---	---	---	---	---	1	DIS	---	---	---	---	---	---	<0.0600	---	---	---	---
Lead	mg/l	0.1	TRC	0.592712	DIS	0.280846	DIS	0.010944	DIS	0.015	TRC	---	---	0.015	TRC	<0.000019	---	<0.003000	---	---
Magnesium	mg/l	---	---	---	---	---	---	---	---	---	---	---	---	---	---	---	---	27.40	---	---
Manganese	mg/l	---	---	---	---	---	---	---	---	130.66701	---	---	---	130.66701	---	0.03380	---	0.07270	---	---
Mercury	mg/l	0.01	TRC	0.005	DIS	0.0024	DIS	0.00001	DIS	0.28	TRC	---	---	0.28	TRC	---	<0.00020	---	---	AZ Aquatic and Wildlife - Warm Water Chronic*
Molybdenum	mg/l	---	---	---	---	---	---	---	---	---	---	---	---	---	---	0.0082	---	---	---	---
Nickel	mg/l	---	---	13.43579	DIS	1.51289	DIS	0.16804	DIS	28	TRC	0.511	TRC	28	TRC	0.00377	---	<0.01000	---	---
Potassium	mg/l	---	---	---	---	---	---	---	---	---	---	---	---	---	---	---	---	1.68	---	---
Selenium	mg/l	0.05	TRC	0.033	TRC	---	---	0.002	TRC	4.667	TRC	0.667	TRC	4.667	TRC	---	---	0.00203 jd	---	AZ Aquatic and Wildlife - Warm Water Chronic
Silver	mg/l	---	---	0.034911	DIS	0.034911	DIS	---	---	4.667	TRC	8	TRC	4.667	TRC	<0.000100	---	<0.005000	---	---

Station Name	Pump Station Spring
Sample ID	RESE-1002144
Sample Date	11/3/2010 11:00:00 AM
Basin	Upper Queen Creek Watershed
Sub-basin	unknown
QC Type	Original data

Surface Water Hydrochemical Data

MONTGOMERY & ASSOCIATES

Parameters and Constituents		Standards														Results				
Name	Units	AZ Agricultural Livestock Watering		AZ Aquatic and Wildlife - Ephemeral Acute		AZ Aquatic and Wildlife - Warm Water Acute		AZ Aquatic and Wildlife - Warm Water Chronic		AZ Full Body Contact		AZ Fish Consumption		AZ Partial Body Contact		Dissolved Results	Total Results	Total Recoverable Results	Field Results	Use Exceeded
		Standard	Fraction	Standard	Fraction	Standard	Fraction	Standard	Fraction	Standard	Fraction	Standard	Fraction	Standard	Fraction					
Metals																				
Sodium	mg/l	---	---	---	---	---	---	---	---	---	---	---	---	---	---	---	---	11.20	---	---
Strontium	mg/l	---	---	---	---	---	---	---	---	---	---	---	---	---	---	0.1740	---	---	---	---
Thallium	mg/l	---	---	---	---	0.7	DIS	0.15	DIS	0.075	TRC	0.001	TRC	0.075	TRC	<0.00100	---	<0.00100	---	AZ Fish Consumption*
Zinc	mg/l	25	TRC	3.5994	DIS	0.3793	DIS	0.3793	DIS	280	TRC	5.106	TRC	280	TRC	<0.01000	---	0.01000	---	---
Other																				
Dissolved Organic Carbon	mg/l	---	---	---	---	---	---	---	---	---	---	---	---	---	---	2.73	---	---	---	---

The hardness value used for calculation of hardness-dependent standards is the hardness of the sample itself, not the hardness of a receiving water.
* Detection limit exceeds standard
† Exceedance is considered less than regulatory limit
‡ For comparison only - no analysis exists

Station Name	Pump Station Spring
Sample ID	RESE-1002145
Sample Date	11/3/2010 11:30:00 AM
Basin	Upper Queen Creek Watershed
Sub-basin	unknown
QC Type	Field duplicates

Surface Water Hydrochemical Data

MONTGOMERY & ASSOCIATES

Parameters and Constituents		Standards														Results				
Name	Units	AZ Agricultural Livestock Watering		AZ Aquatic and Wildlife - Ephemeral Acute		AZ Aquatic and Wildlife - Warm Water Acute		AZ Aquatic and Wildlife - Warm Water Chronic		AZ Full Body Contact		AZ Fish Consumption		AZ Partial Body Contact		Dissolved Results	Total Results	Total Recoverable Results	Field Results	Use Exceeded
		Standard	Fraction	Standard	Fraction	Standard	Fraction	Standard	Fraction	Standard	Fraction	Standard	Fraction	Standard	Fraction					
Field Parameters																				
Dissolved oxygen	mg/l	---	---	---	---	6	---	6	---	---	---	---	---	---	---	---	---	---	4.94	AZ Aquatic and Wildlife - Warm Water Acute† AZ Aquatic and Wildlife - Warm Water Chronic†
Flow Rate	gallons/minute	---	---	---	---	---	---	---	---	---	---	---	---	---	---	---	---	---	0.10 j	---
pH (Field)	s.u.	6.5 - 9	---	6.5 - 9	---	6.5 - 9	---	6.5 - 9	---	6.5 - 9	---	---	---	6.5 - 9	---	---	---	---	7.04	---
Specific Conductance (Field)	uS/cm	---	---	---	---	---	---	---	---	---	---	---	---	---	---	---	---	---	784.00	---
Temperature (Field)	Deg C	---	---	---	---	---	---	---	---	---	---	---	---	---	---	---	---	---	13.50	---
Turbidity (Field)	NTUs	---	---	---	---	---	---	---	---	---	---	---	---	---	---	---	---	---	4.46	---
Inorganics																				
Alkalinity (as CaCO3)	mg/l	---	---	---	---	---	---	---	---	---	---	---	---	---	---	---	350.0	---	---	---
Bicarbonate (Calculated by M&A)	mg/l	---	---	---	---	---	---	---	---	---	---	---	---	---	---	---	427.0	---	---	---
Bicarbonate Alkalinity (as CaCO3)	mg/l	---	---	---	---	---	---	---	---	---	---	---	---	---	---	---	350.0	---	---	---
Bromide	mg/l	---	---	---	---	---	---	---	---	---	---	---	---	---	---	---	0.169	---	---	---
Carbonate (Calculated by M&A)	mg/l	---	---	---	---	---	---	---	---	---	---	---	---	---	---	---	--	---	---	---
Carbonate Alkalinity (as CaCO3)	mg/l	---	---	---	---	---	---	---	---	---	---	---	---	---	---	---	<1.00	---	---	---
Chloride	mg/l	---	---	---	---	---	---	---	---	---	---	---	---	---	---	---	14.50	---	---	---
Fluoride	mg/l	---	---	---	---	---	---	---	---	140	---	---	---	140	---	---	0.228	---	---	---
Hardness (as CaCO3)	mg/l	---	---	---	---	---	---	---	---	---	---	---	---	---	---	---	---	408.0	---	---
Silica	mg/l	---	---	---	---	---	---	---	---	---	---	---	---	---	---	46.5	---	---	---	---
Sulfate	mg/l	---	---	---	---	---	---	---	---	---	---	---	---	---	---	---	60.0	---	---	---
Lab Parameters																				
Total Dissolved Solids (Laboratory)	mg/l	---	---	---	---	---	---	---	---	---	---	---	---	---	---	---	497	---	---	---
Total Suspended Solids	mg/l	---	---	---	---	---	---	---	---	---	---	---	---	---	---	---	73.00	---	---	---
Metals																				
Aluminum	mg/l	---	---	---	---	---	---	---	---	---	---	---	---	---	---	<0.0800	---	---	---	---
Antimony	mg/l	---	---	---	---	0.088	DIS	0.03	DIS	0.747	TRC	0.64	TRC	0.747	TRC	<0.00300	---	<0.00300	---	---
Arsenic	mg/l	0.2	TRC	0.44	DIS	0.34	DIS	0.15	DIS	0.03	TRC	0.08	TRC	0.28	TRC	<0.02500	---	<0.02500	---	---
Barium	mg/l	---	---	---	---	---	---	---	---	98	TRC	---	---	98	TRC	0.0155	---	---	---	---
Beryllium	mg/l	---	---	---	---	---	---	---	---	1.867	TRC	0.084	TRC	1.867	TRC	---	---	<0.00200	---	---
Boron	mg/l	---	---	---	---	---	---	---	---	186.667	TRC	---	---	186.667	TRC	---	---	<0.0400	---	---
Cadmium	mg/l	0.05	---	0.087609	DIS	0.030232	DIS	0.001468	DIS	0.7	TRC	0.084	TRC	0.7	TRC	<0.000024	---	<0.002000	---	---
Calcium	mg/l	---	---	---	---	---	---	---	---	---	---	---	---	---	---	---	---	118.0	---	---
Chromium	mg/l	1	---	---	---	---	---	---	---	---	---	---	---	---	---	---	---	<0.00600	---	---
Chromium, Hexavalent‡	mg/l	---	---	0.034	DIS	0.016	DIS	0.011	DIS	2.8	TRC	0.15	TRC	2.8	TRC	---	---	<0.00600	---	---
Chromium, Trivalent‡	mg/l	---	---	5.9497	TRC	1.7733	TRC	0.23067	TRC	1400	TRC	75	TRC	1400	TRC	---	---	<0.00600	---	---
Cobalt	mg/l	---	---	---	---	---	---	---	---	---	---	---	---	---	---	<0.00600	---	---	---	---
Copper	mg/l	0.5	TRC	0.08588	DIS	0.04962	DIS	0.02928	DIS	1.3	TRC	---	---	1.3	TRC	<0.00100	---	<0.01000	---	---
Iron	mg/l	---	---	---	---	---	---	1	DIS	---	---	---	---	---	---	<0.0600	---	---	---	---
Lead	mg/l	0.1	TRC	0.592712	DIS	0.280846	DIS	0.010944	DIS	0.015	TRC	---	---	0.015	TRC	<0.000019	---	<0.003000	---	---
Magnesium	mg/l	---	---	---	---	---	---	---	---	---	---	---	---	---	---	---	---	27.60	---	---
Manganese	mg/l	---	---	---	---	---	---	---	---	130.66701	---	---	---	130.66701	---	0.03590	---	0.04720	---	---
Mercury	mg/l	0.01	TRC	0.005	DIS	0.0024	DIS	0.00001	DIS	0.28	TRC	---	---	0.28	TRC	---	<0.00020	---	---	AZ Aquatic and Wildlife - Warm Water Chronic*
Molybdenum	mg/l	---	---	---	---	---	---	---	---	---	---	---	---	---	---	0.0084	---	---	---	---
Nickel	mg/l	---	---	13.43579	DIS	1.51289	DIS	0.16804	DIS	28	TRC	0.511	TRC	28	TRC	0.00421	---	<0.01000	---	---
Potassium	mg/l	---	---	---	---	---	---	---	---	---	---	---	---	---	---	---	---	1.52	---	---
Selenium	mg/l	0.05	TRC	0.033	TRC	---	---	0.002	TRC	4.667	TRC	0.667	TRC	4.667	TRC	---	---	0.00146 jd	---	---
Silver	mg/l	---	---	0.034911	DIS	0.034911	DIS	---	---	4.667	TRC	8	TRC	4.667	TRC	<0.000100	---	<0.005000	---	---

Station Name	Pump Station Spring
Sample ID	RESE-1002145
Sample Date	11/3/2010 11:30:00 AM
Basin	Upper Queen Creek Watershed
Sub-basin	unknown
QC Type	Field duplicates

Surface Water Hydrochemical Data

MONTGOMERY & ASSOCIATES

Parameters and Constituents		Standards														Results				
Name	Units	AZ Agricultural Livestock Watering		AZ Aquatic and Wildlife - Ephemeral Acute		AZ Aquatic and Wildlife - Warm Water Acute		AZ Aquatic and Wildlife - Warm Water Chronic		AZ Full Body Contact		AZ Fish Consumption		AZ Partial Body Contact		Dissolved Results	Total Results	Total Recoverable Results	Field Results	Use Exceeded
		Standard	Fraction	Standard	Fraction	Standard	Fraction	Standard	Fraction	Standard	Fraction	Standard	Fraction	Standard	Fraction					
Metals																				
Sodium	mg/l	---	---	---	---	---	---	---	---	---	---	---	---	---	---	---	---	11.40	---	---
Strontium	mg/l	---	---	---	---	---	---	---	---	---	---	---	---	---	---	0.1740	---	---	---	---
Thallium	mg/l	---	---	---	---	0.7	DIS	0.15	DIS	0.075	TRC	0.001	TRC	0.075	TRC	<0.00100	---	<0.00100	---	AZ Fish Consumption*
Zinc	mg/l	25	TRC	3.5994	DIS	0.3793	DIS	0.3793	DIS	280	TRC	5.106	TRC	280	TRC	<0.01000	---	<0.01000	---	---
Other																				
Dissolved Organic Carbon	mg/l	---	---	---	---	---	---	---	---	---	---	---	---	---	---	2.52	---	---	---	---

The hardness value used for calculation of hardness-dependent standards is the hardness of the sample itself, not the hardness of a receiving water.
* Detection limit exceeds standard
† Exceedance is considered less than regulatory limit
‡ For comparison only - no analysis exists

Station Name	Pump Station Spring
Sample ID	RESE-1002168
Sample Date	5/17/2011 10:30:00 AM
Basin	Upper Queen Creek Watershed
Sub-basin	unknown
QC Type	Original data

Surface Water Hydrochemical Data

MONTGOMERY & ASSOCIATES

Parameters and Constituents		Standards														Results				
Name	Units	AZ Agricultural Livestock Watering		AZ Aquatic and Wildlife - Ephemeral Acute		AZ Aquatic and Wildlife - Warm Water Acute		AZ Aquatic and Wildlife - Warm Water Chronic		AZ Full Body Contact		AZ Fish Consumption		AZ Partial Body Contact		Dissolved Results	Total Results	Total Recoverable Results	Field Results	Use Exceeded
		Standard	Fraction	Standard	Fraction	Standard	Fraction	Standard	Fraction	Standard	Fraction	Standard	Fraction	Standard	Fraction					
Field Parameters																				
Dissolved oxygen	mg/l	---	---	---	---	6	---	6	---	---	---	---	---	---	---	---	---	---	5.94	AZ Aquatic and Wildlife - Warm Water Acute† AZ Aquatic and Wildlife - Warm Water Chronic†
pH (Field)	s.u.	6.5 - 9	---	6.5 - 9	---	6.5 - 9	---	6.5 - 9	---	6.5 - 9	---	---	---	6.5 - 9	---	---	---	---	7.30	---
Specific Conductance (Field)	uS/cm	---	---	---	---	---	---	---	---	---	---	---	---	---	---	---	---	---	876.00	---
Temperature (Field)	Deg C	---	---	---	---	---	---	---	---	---	---	---	---	---	---	---	---	---	12.70	---
Turbidity (Field)	NTUs	---	---	---	---	---	---	---	---	---	---	---	---	---	---	---	---	---	3.51	---
Inorganics																				
Alkalinity (as CaCO3)	mg/l	---	---	---	---	---	---	---	---	---	---	---	---	---	---	---	362.0	---	---	---
Bicarbonate (Calculated by M&A)	mg/l	---	---	---	---	---	---	---	---	---	---	---	---	---	---	---	441.6	---	---	---
Bicarbonate Alkalinity (as CaCO3)	mg/l	---	---	---	---	---	---	---	---	---	---	---	---	---	---	---	362.0	---	---	---
Bromide	mg/l	---	---	---	---	---	---	---	---	---	---	---	---	---	---	---	0.140	---	---	---
Carbonate (Calculated by M&A)	mg/l	---	---	---	---	---	---	---	---	---	---	---	---	---	---	---	--	---	---	---
Carbonate Alkalinity (as CaCO3)	mg/l	---	---	---	---	---	---	---	---	---	---	---	---	---	---	---	<1.00	---	---	---
Chloride	mg/l	---	---	---	---	---	---	---	---	---	---	---	---	---	---	---	13.80	---	---	---
Fluoride	mg/l	---	---	---	---	---	---	---	---	140	---	---	---	140	---	---	0.190	---	---	---
Hardness (as CaCO3)	mg/l	---	---	---	---	---	---	---	---	---	---	---	---	---	---	---	---	429.0	---	---
Silica	mg/l	---	---	---	---	---	---	---	---	---	---	---	---	---	---	46.1	---	---	---	---
Sulfate	mg/l	---	---	---	---	---	---	---	---	---	---	---	---	---	---	---	55.1	---	---	---
Lab Parameters																				
Total Dissolved Solids (Laboratory)	mg/l	---	---	---	---	---	---	---	---	---	---	---	---	---	---	---	517	---	---	---
Total Suspended Solids	mg/l	---	---	---	---	---	---	---	---	---	---	---	---	---	---	---	9.00	---	---	---
Metals																				
Aluminum	mg/l	---	---	---	---	---	---	---	---	---	---	---	---	---	---	<0.0800	---	---	---	---
Antimony	mg/l	---	---	---	---	0.088	DIS	0.03	DIS	0.747	TRC	0.64	TRC	0.747	TRC	<0.00300	---	<0.00300	---	---
Arsenic	mg/l	0.2	TRC	0.44	DIS	0.34	DIS	0.15	DIS	0.03	TRC	0.08	TRC	0.28	TRC	<0.02500	---	<0.02500	---	---
Barium	mg/l	---	---	---	---	---	---	---	---	98	TRC	---	---	98	TRC	---	---	0.0191	---	---
Beryllium	mg/l	---	---	---	---	---	---	---	---	1.867	TRC	0.084	TRC	1.867	TRC	---	---	<0.00200	---	---
Boron	mg/l	---	---	---	---	---	---	---	---	186.667	TRC	---	---	186.667	TRC	---	---	<0.0400	---	---
Cadmium	mg/l	0.05	---	0.087609	DIS	0.030232	DIS	0.001468	DIS	0.7	TRC	0.084	TRC	0.7	TRC	<0.000036	---	<0.002000	---	---
Calcium	mg/l	---	---	---	---	---	---	---	---	---	---	---	---	---	---	---	---	124.0	---	---
Chromium	mg/l	1	---	---	---	---	---	---	---	---	---	---	---	---	---	---	---	<0.00600	---	---
Chromium, Hexavalent‡	mg/l	---	---	0.034	DIS	0.016	DIS	0.011	DIS	2.8	TRC	0.15	TRC	2.8	TRC	---	---	<0.00600	---	---
Chromium, Trivalent‡	mg/l	---	---	5.9497	TRC	1.7733	TRC	0.23067	TRC	1400	TRC	75	TRC	1400	TRC	---	---	<0.00600	---	---
Cobalt	mg/l	---	---	---	---	---	---	---	---	---	---	---	---	---	---	<0.00600	---	---	---	---
Copper	mg/l	0.5	TRC	0.08588	DIS	0.04962	DIS	0.02928	DIS	1.3	TRC	---	---	1.3	TRC	<0.00100	---	<0.01000	---	---
Iron	mg/l	---	---	---	---	---	---	1	DIS	---	---	---	---	---	---	<0.0600	---	---	---	---
Lead	mg/l	0.1	TRC	0.592712	DIS	0.280846	DIS	0.010944	DIS	0.015	TRC	---	---	0.015	TRC	0.000022 j	---	<0.003000	---	---
Magnesium	mg/l	---	---	---	---	---	---	---	---	---	---	---	---	---	---	---	---	29.10	---	---
Manganese	mg/l	---	---	---	---	---	---	---	---	130.66701	---	---	---	130.66701	---	0.04410	---	0.03770	---	---
Mercury	mg/l	0.01	TRC	0.005	DIS	0.0024	DIS	0.00001	DIS	0.28	TRC	---	---	0.28	TRC	---	<0.00020	---	---	AZ Aquatic and Wildlife - Warm Water Chronic*
Molybdenum	mg/l	---	---	---	---	---	---	---	---	---	---	---	---	---	---	<0.0080	---	---	---	---
Nickel	mg/l	---	---	13.43579	DIS	1.51289	DIS	0.16804	DIS	28	TRC	0.511	TRC	28	TRC	<0.00100	---	<0.01000	---	---
Potassium	mg/l	---	---	---	---	---	---	---	---	---	---	---	---	---	---	---	---	1.61	---	---
Selenium	mg/l	0.05	TRC	0.033	TRC	---	---	0.002	TRC	4.667	TRC	0.667	TRC	4.667	TRC	---	---	0.00146 jd	---	---
Silver	mg/l	---	---	0.034911	DIS	0.034911	DIS	---	---	4.667	TRC	8	TRC	4.667	TRC	<0.000100	---	<0.005000	---	---
Sodium	mg/l	---	---	---	---	---	---	---	---	---	---	---	---	---	---	---	---	10.20	---	---

Station Name	Pump Station Spring
Sample ID	RESE-1002168
Sample Date	5/17/2011 10:30:00 AM
Basin	Upper Queen Creek Watershed
Sub-basin	unknown
QC Type	Original data

Surface Water Hydrochemical Data

MONTGOMERY & ASSOCIATES

Parameters and Constituents		Standards														Results				
Name	Units	AZ Agricultural Livestock Watering		AZ Aquatic and Wildlife - Ephemeral Acute		AZ Aquatic and Wildlife - Warm Water Acute		AZ Aquatic and Wildlife - Warm Water Chronic		AZ Full Body Contact		AZ Fish Consumption		AZ Partial Body Contact		Dissolved Results	Total Results	Total Recoverable Results	Field Results	Use Exceeded
		Standard	Fraction	Standard	Fraction	Standard	Fraction	Standard	Fraction	Standard	Fraction	Standard	Fraction	Standard	Fraction					
Metals																				
Strontium (by isotope dilution)	ppm	---	---	---	---	---	---	---	---	---	---	---	---	---	---	---	0.3291	---	---	---
Thallium	mg/l	---	---	---	---	0.7	DIS	0.15	DIS	0.075	TRC	0.001	TRC	0.075	TRC	<0.00100	---	<0.00100	---	AZ Fish Consumption*
Uranium	mg/l	---	---	---	---	---	---	---	---	2.8	---	---	---	2.8	---	---	0.00160	---	---	---
Zinc	mg/l	25	TRC	3.5994	DIS	0.3793	DIS	0.3793	DIS	280	TRC	5.106	TRC	280	TRC	<0.01000	---	<0.01000	---	---
Radiogenic Isotopes																				
Carbon 14	pmC	---	---	---	---	---	---	---	---	---	---	---	---	---	---	---	96.69	---	---	---
Strontium 87/86	none	---	---	---	---	---	---	---	---	---	---	---	---	---	---	---	0.709997	---	---	---
Tritium	TU	---	---	---	---	---	---	---	---	---	---	---	---	---	---	---	2.38	---	---	---
Radiologicals																				
Gross Alpha	pCi/l	---	---	---	---	---	---	---	---	---	---	---	---	---	---	---	<2.40	---	---	---
Gross Alpha, Adjusted	pCi/l	---	---	---	---	---	---	---	---	---	---	---	---	---	---	---	0.12	---	---	---
Gross Beta	pCi/l	---	---	---	---	---	---	---	---	---	---	---	---	---	---	---	<4.10	---	---	---
Radionuclides																				
Radium 226	pCi/l	---	---	---	---	---	---	---	---	---	---	---	---	---	---	---	<0.26	---	---	---
Radium 226 + Radium 228	pCi/l	---	---	---	---	---	---	---	---	---	---	---	---	---	---	---	--	---	---	---
Radium 228	pCi/l	---	---	---	---	---	---	---	---	---	---	---	---	---	---	---	<0.92	---	---	---
Uranium 234	pCi/l	---	---	---	---	---	---	---	---	---	---	---	---	---	---	---	<0.95	---	---	---
Uranium 235	pCi/l	---	---	---	---	---	---	---	---	---	---	---	---	---	---	---	<0.95	---	---	---
Uranium 238	pCi/l	---	---	---	---	---	---	---	---	---	---	---	---	---	---	---	0.98	---	---	---
Stable Isotopes																				
Delta Carbon-13 of DIC	per mil	---	---	---	---	---	---	---	---	---	---	---	---	---	---	---	-15.4	---	---	---
Delta Deuterium	per mil	---	---	---	---	---	---	---	---	---	---	---	---	---	---	---	-66.3	---	---	---
Delta Oxygen-18	per mil	---	---	---	---	---	---	---	---	---	---	---	---	---	---	---	-9.51	---	---	---
Delta Oxygen-18 of Sulfate	per mil	---	---	---	---	---	---	---	---	---	---	---	---	---	---	---	2.1	---	---	---
Delta Sulfur-34	per mil	---	---	---	---	---	---	---	---	---	---	---	---	---	---	---	-1.8	---	---	---

The hardness value used for calculation of hardness-dependent standards is the hardness of the sample itself, not the hardness of a receiving water.
* Detection limit exceeds standard
† Exceedance is considered less than regulatory limit
‡ For comparison only - no analysis exists

Station Name	Pump Station Spring
Sample ID	RESE-1002168
Sample Date	5/17/2011 10:30:00 AM
Basin	Upper Queen Creek Watershed
Sub-basin	unknown
QC Type	Split samples

Surface Water Hydrochemical Data

MONTGOMERY & ASSOCIATES

Parameters and Constituents		Standards														Results				
Name	Units	AZ Agricultural Livestock Watering		AZ Aquatic and Wildlife - Ephemeral Acute		AZ Aquatic and Wildlife - Warm Water Acute		AZ Aquatic and Wildlife - Warm Water Chronic		AZ Full Body Contact		AZ Fish Consumption		AZ Partial Body Contact		Dissolved Results	Total Results	Total Recoverable Results	Field Results	Use Exceeded
		Standard	Fraction	Standard	Fraction	Standard	Fraction	Standard	Fraction	Standard	Fraction	Standard	Fraction	Standard	Fraction					
Inorganics																				
Alkalinity (as CaCO3)	mg/l	---	---	---	---	---	---	---	---	---	---	---	---	---	---	---	350.0	---	---	---
Alkalinity, Phenolphthalein	mg/l	---	---	---	---	---	---	---	---	---	---	---	---	---	---	---	<6.0	---	---	---
Bicarbonate (Calculated by M&A)	mg/l	---	---	---	---	---	---	---	---	---	---	---	---	---	---	---	427.0	---	---	---
Bicarbonate Alkalinity (as CaCO3)	mg/l	---	---	---	---	---	---	---	---	---	---	---	---	---	---	---	350.0	---	---	---
Bromide	mg/l	---	---	---	---	---	---	---	---	---	---	---	---	---	---	---	<0.500	---	---	---
Carbonate (Calculated by M&A)	mg/l	---	---	---	---	---	---	---	---	---	---	---	---	---	---	---	--	---	---	---
Carbonate Alkalinity (as CaCO3)	mg/l	---	---	---	---	---	---	---	---	---	---	---	---	---	---	---	<6.00	---	---	---
Chloride	mg/l	---	---	---	---	---	---	---	---	---	---	---	---	---	---	---	13.00	---	---	---
Cyanide, Amenable	mg/l	---	---	---	---	---	---	---	---	---	---	---	---	---	---	---	<0.0080	---	---	---
Fluoride	mg/l	---	---	---	---	---	---	---	---	140	---	---	---	140	---	---	<0.400	---	---	---
Hardness (as CaCO3)	mg/l	---	---	---	---	---	---	---	---	---	---	---	---	---	---	430.0	430.0	---	---	---
Hydroxide Alkalinity (as CaCO3)	mg/l	---	---	---	---	---	---	---	---	---	---	---	---	---	---	---	<6.0	---	---	---
Nitrate+Nitrite as N	mg/l	---	---	---	---	---	---	---	---	---	---	---	---	---	---	---	3.8	---	---	---
Silica	mg/l	---	---	---	---	---	---	---	---	---	---	---	---	---	---	49.0	48.0	---	---	---
Sulfate	mg/l	---	---	---	---	---	---	---	---	---	---	---	---	---	---	---	57.0	---	---	---
Sulfide	mg/l	---	---	---	---	---	---	---	---	---	---	---	---	---	---	---	<0.050	---	---	---
Lab Parameters																				
pH (Laboratory)	s.u.	6.5 - 9	---	6.5 - 9	---	6.5 - 9	---	6.5 - 9	---	6.5 - 9	---	---	---	6.5 - 9	---	---	7.77	---	---	---
Specific Conductance (Laboratory)	uS/cm	---	---	---	---	---	---	---	---	---	---	---	---	---	---	---	790	---	---	---
Temperature (Laboratory)	Deg C	---	---	---	---	---	---	---	---	---	---	---	---	---	---	---	19.2	---	---	---
Total Dissolved Solids (Laboratory)	mg/l	---	---	---	---	---	---	---	---	---	---	---	---	---	---	---	540	---	---	---
Metals																				
Aluminum	mg/l	---	---	---	---	---	---	---	---	---	---	---	---	---	---	<0.2000	<0.2000	---	---	---
Antimony	mg/l	---	---	---	---	0.088	DIS	0.03	DIS	0.747	TRC	0.64	TRC	0.747	TRC	<0.01500	<0.00300	---	---	---
Arsenic	mg/l	0.2	TRC	0.44	DIS	0.34	DIS	0.15	DIS	0.03	TRC	0.08	TRC	0.28	TRC	<0.00500	0.00230	---	---	---
Barium	mg/l	---	---	---	---	---	---	---	---	98	TRC	---	---	98	TRC	0.0190	0.0230	---	---	---
Beryllium	mg/l	---	---	---	---	---	---	---	---	1.867	TRC	0.084	TRC	1.867	TRC	<0.00100	<0.00100	---	---	---
Boron	mg/l	---	---	---	---	---	---	---	---	186.667	TRC	---	---	186.667	TRC	<0.2000	<0.2000	---	---	---
Cadmium	mg/l	0.05	---	0.087609	DIS	0.030232	DIS	0.001468	DIS	0.7	TRC	0.084	TRC	0.7	TRC	<0.005000	<0.001000	---	---	AZ Aquatic and Wildlife - Warm Water Chronic*
Calcium	mg/l	---	---	---	---	---	---	---	---	---	---	---	---	---	---	120.0	120.0	---	---	---
Chromium	mg/l	1	---	---	---	---	---	---	---	---	---	---	---	---	---	<0.00500	<0.00100	---	---	---
Chromium, Hexavalent‡	mg/l	---	---	0.034	DIS	0.016	DIS	0.011	DIS	2.8	TRC	0.15	TRC	2.8	TRC	<0.00500	<0.00100	---	---	---
Chromium, Trivalent‡	mg/l	---	---	5.9497	TRC	1.7733	TRC	0.23067	TRC	1400	TRC	75	TRC	1400	TRC	<0.00500	<0.00100	---	---	---
Cobalt	mg/l	---	---	---	---	---	---	---	---	---	---	---	---	---	---	<0.00500	<0.00100	---	---	---
Copper	mg/l	0.5	TRC	0.08588	DIS	0.04962	DIS	0.02928	DIS	1.3	TRC	---	---	1.3	TRC	<0.00500	<0.00500	---	---	---
Iron	mg/l	---	---	---	---	---	---	1	DIS	---	---	---	---	---	---	<0.0500	0.2100	---	---	---
Lead	mg/l	0.1	TRC	0.592712	DIS	0.280846	DIS	0.010944	DIS	0.015	TRC	---	---	0.015	TRC	<0.005000	<0.001000	---	---	---
Magnesium	mg/l	---	---	---	---	---	---	---	---	---	---	---	---	---	---	30.00	28.00	---	---	---
Manganese	mg/l	---	---	---	---	---	---	---	---	130.66701	---	---	---	130.66701	---	0.04500	0.03700	---	---	---
Mercury	mg/l	0.01	TRC	0.005	DIS	0.0024	DIS	0.00001	DIS	0.28	TRC	---	---	0.28	TRC	<0.00020	<0.00020	---	---	AZ Aquatic and Wildlife - Warm Water Chronic*
Molybdenum	mg/l	---	---	---	---	---	---	---	---	---	---	---	---	---	---	<0.0050	<0.0010	---	---	---
Nickel	mg/l	---	---	13.43579	DIS	1.51289	DIS	0.16804	DIS	28	TRC	0.511	TRC	28	TRC	0.00510	0.00500	---	---	---
Potassium	mg/l	---	---	---	---	---	---	---	---	---	---	---	---	---	---	<2.00	<2.00	---	---	---
Selenium	mg/l	0.05	TRC	0.033	TRC	---	---	0.002	TRC	4.667	TRC	0.667	TRC	4.667	TRC	<0.01000	0.00220	---	---	AZ Aquatic and Wildlife - Warm Water Chronic

Surface Water Hydrochemical Data

Station Name	Pump Station Spring
Sample ID	RESE-1002168
Sample Date	5/17/2011 10:30:00 AM
Basin	Upper Queen Creek Watershed
Sub-basin	unknown
QC Type	Split samples

Parameters and Constituents		Standards														Results				
Name	Units	AZ Agricultural Livestock Watering		AZ Aquatic and Wildlife - Ephemeral Acute		AZ Aquatic and Wildlife - Warm Water Acute		AZ Aquatic and Wildlife - Warm Water Chronic		AZ Full Body Contact		AZ Fish Consumption		AZ Partial Body Contact		Dissolved Results	Total Results	Total Recoverable Results	Field Results	Use Exceeded
		Standard	Fraction	Standard	Fraction	Standard	Fraction	Standard	Fraction	Standard	Fraction	Standard	Fraction	Standard	Fraction					
Metals																				
Silver	mg/l	---	---	0.034911	DIS	0.034911	DIS	---	---	4.667	TRC	8	TRC	4.667	TRC	<0.005000	<0.001000	---	---	---
Sodium	mg/l	---	---	---	---	---	---	---	---	---	---	---	---	---	---	11.00	11.00	---	---	---
Thallium	mg/l	---	---	---	---	0.7	DIS	0.15	DIS	0.075	TRC	0.001	TRC	0.075	TRC	<0.00500	<0.00100	---	---	AZ Fish Consumption*
Zinc	mg/l	25	TRC	3.5994	DIS	0.3793	DIS	0.3793	DIS	280	TRC	5.106	TRC	280	TRC	<0.05000	<0.01000	---	---	---

The hardness value used for calculation of hardness-dependent standards is the hardness of the sample itself, not the hardness of a receiving water.
* Detection limit exceeds standard
‡ For comparison only - no analysis exists

Station Name	Pump Station Spring
Sample ID	RESE-1002248
Sample Date	5/9/2012 11:15:00 AM
Basin	Upper Queen Creek Watershed
Sub-basin	unknown
QC Type	Original data

Surface Water Hydrochemical Data

MONTGOMERY & ASSOCIATES

Parameters and Constituents		Standards														Results				
Name	Units	AZ Agricultural Livestock Watering		AZ Aquatic and Wildlife - Ephemeral Acute		AZ Aquatic and Wildlife - Warm Water Acute		AZ Aquatic and Wildlife - Warm Water Chronic		AZ Full Body Contact		AZ Fish Consumption		AZ Partial Body Contact		Dissolved Results	Total Results	Total Recoverable Results	Field Results	Use Exceeded
		Standard	Fraction	Standard	Fraction	Standard	Fraction	Standard	Fraction	Standard	Fraction	Standard	Fraction	Standard	Fraction					
Field Parameters																				
Dissolved oxygen	mg/l	---	---	---	---	6	---	6	---	---	---	---	---	---	---	---	---	---	4.00	AZ Aquatic and Wildlife - Warm Water Acute† AZ Aquatic and Wildlife - Warm Water Chronic†
pH (Field)	s.u.	6.5 - 9	---	6.5 - 9	---	6.5 - 9	---	6.5 - 9	---	6.5 - 9	---	---	---	6.5 - 9	---	---	---	---	7.06	---
Specific Conductance (Field)	uS/cm	---	---	---	---	---	---	---	---	---	---	---	---	---	---	---	---	---	540.00	---
Temperature (Field)	Deg C	---	---	---	---	---	---	---	---	---	---	---	---	---	---	---	---	---	13.85	---
Turbidity (Field)	NTUs	---	---	---	---	---	---	---	---	---	---	---	---	---	---	---	---	---	6.79	---
Inorganics																				
Alkalinity (as CaCO3)	mg/l	---	---	---	---	---	---	---	---	---	---	---	---	---	---	---	341.0	---	---	---
Bicarbonate (Calculated by M&A)	mg/l	---	---	---	---	---	---	---	---	---	---	---	---	---	---	---	416.0	---	---	---
Bicarbonate Alkalinity (as CaCO3)	mg/l	---	---	---	---	---	---	---	---	---	---	---	---	---	---	---	341.0	---	---	---
Bromide	mg/l	---	---	---	---	---	---	---	---	---	---	---	---	---	---	---	0.120	---	---	---
Carbonate (Calculated by M&A)	mg/l	---	---	---	---	---	---	---	---	---	---	---	---	---	---	---	--	---	---	---
Carbonate Alkalinity (as CaCO3)	mg/l	---	---	---	---	---	---	---	---	---	---	---	---	---	---	---	<1.00	---	---	---
Chloride	mg/l	---	---	---	---	---	---	---	---	---	---	---	---	---	---	---	10.60	---	---	---
Fluoride	mg/l	---	---	---	---	---	---	---	---	140	---	---	---	140	---	---	0.240	---	---	---
Hardness (as CaCO3)	mg/l	---	---	---	---	---	---	---	---	---	---	---	---	---	---	---	---	395.0	---	---
Silica	mg/l	---	---	---	---	---	---	---	---	---	---	---	---	---	---	49.8	---	---	---	---
Sulfate	mg/l	---	---	---	---	---	---	---	---	---	---	---	---	---	---	---	52.5	---	---	---
Lab Parameters																				
Total Dissolved Solids (Laboratory)	mg/l	---	---	---	---	---	---	---	---	---	---	---	---	---	---	---	463	---	---	---
Total Suspended Solids	mg/l	---	---	---	---	---	---	---	---	---	---	---	---	---	---	---	<5.00	---	---	---
Metals																				
Aluminum	mg/l	---	---	---	---	---	---	---	---	---	---	---	---	---	---	<0.0222	---	---	---	---
Antimony	mg/l	---	---	---	---	0.088	DIS	0.03	DIS	0.747	TRC	0.64	TRC	0.747	TRC	<0.00300	---	<0.00015	---	---
Arsenic	mg/l	0.2	TRC	0.44	DIS	0.34	DIS	0.15	DIS	0.03	TRC	0.08	TRC	0.28	TRC	<0.00670	---	<0.00330	---	---
Barium	mg/l	---	---	---	---	---	---	---	---	98	TRC	---	---	98	TRC	---	---	0.0153	---	---
Beryllium	mg/l	---	---	---	---	---	---	---	---	1.867	TRC	0.084	TRC	1.867	TRC	---	---	<0.00031	---	---
Boron	mg/l	---	---	---	---	---	---	---	---	186.667	TRC	---	---	186.667	TRC	---	---	<0.0200	---	---
Cadmium	mg/l	0.05	---	0.087609	DIS	0.030232	DIS	0.001468	DIS	0.7	TRC	0.084	TRC	0.7	TRC	0.000062 j	---	<0.000290	---	---
Calcium	mg/l	---	---	---	---	---	---	---	---	---	---	---	---	---	---	---	---	115.0	---	---
Chromium	mg/l	1	---	---	---	---	---	---	---	---	---	---	---	---	---	---	---	0.00250 j	---	---
Chromium, Hexavalent‡	mg/l	---	---	0.034	DIS	0.016	DIS	0.011	DIS	2.8	TRC	0.15	TRC	2.8	TRC	---	---	0.00250 j	---	---
Chromium, Trivalent‡	mg/l	---	---	5.9497	TRC	1.7733	TRC	0.23067	TRC	1400	TRC	75	TRC	1400	TRC	---	---	0.00250 j	---	---
Cobalt	mg/l	---	---	---	---	---	---	---	---	---	---	---	---	---	---	<0.00140	---	---	---	---
Copper	mg/l	0.5	TRC	0.08588	DIS	0.04962	DIS	0.02928	DIS	1.3	TRC	---	---	1.3	TRC	0.00061 j	---	0.00170 j	---	---
Iron	mg/l	---	---	---	---	---	---	1	DIS	---	---	---	---	---	---	<0.0222	---	---	---	---
Lead	mg/l	0.1	TRC	0.592712	DIS	0.280846	DIS	0.010944	DIS	0.015	TRC	---	---	0.015	TRC	<0.000059	---	<0.000072	---	---
Magnesium	mg/l	---	---	---	---	---	---	---	---	---	---	---	---	---	---	---	---	26.40	---	---
Manganese	mg/l	---	---	---	---	---	---	---	---	130.66701	---	---	---	130.66701	---	0.03810	---	0.04780	---	---
Mercury	mg/l	0.01	TRC	0.005	DIS	0.0024	DIS	0.00001	DIS	0.28	TRC	---	---	0.28	TRC	---	<0.000054	---	---	AZ Aquatic and Wildlife - Warm Water Chronic*
Molybdenum	mg/l	---	---	---	---	---	---	---	---	---	---	---	---	---	---	<0.0081	---	---	---	---
Nickel	mg/l	---	---	13.43579	DIS	1.51289	DIS	0.16804	DIS	28	TRC	0.511	TRC	28	TRC	0.00340	---	<0.00200	---	---
Potassium	mg/l	---	---	---	---	---	---	---	---	---	---	---	---	---	---	---	---	1.37	---	---
Selenium	mg/l	0.05	TRC	0.033	TRC	---	---	0.002	TRC	4.667	TRC	0.667	TRC	4.667	TRC	---	---	0.00095 jd	---	---
Silver	mg/l	---	---	0.034911	DIS	0.034911	DIS	---	---	4.667	TRC	8	TRC	4.667	TRC	<0.000014	---	<0.000700	---	---
Sodium	mg/l	---	---	---	---	---	---	---	---	---	---	---	---	---	---	---	---	10.20	---	---

Station Name	Pump Station Spring
Sample ID	RESE-1002248
Sample Date	5/9/2012 11:15:00 AM
Basin	Upper Queen Creek Watershed
Sub-basin	unknown
QC Type	Original data

Surface Water Hydrochemical Data

MONTGOMERY & ASSOCIATES

Parameters and Constituents		Standards														Results				
Name	Units	AZ Agricultural Livestock Watering		AZ Aquatic and Wildlife - Ephemeral Acute		AZ Aquatic and Wildlife - Warm Water Acute		AZ Aquatic and Wildlife - Warm Water Chronic		AZ Full Body Contact		AZ Fish Consumption		AZ Partial Body Contact		Dissolved Results	Total Results	Total Recoverable Results	Field Results	Use Exceeded
		Standard	Fraction	Standard	Fraction	Standard	Fraction	Standard	Fraction	Standard	Fraction	Standard	Fraction	Standard	Fraction					
Metals																				
Strontium (by isotope dilution)	ppm	---	---	---	---	---	---	---	---	---	---	---	---	---	---	---	0.1579	---	---	---
Thallium	mg/l	---	---	---	---	0.7	DIS	0.15	DIS	0.075	TRC	0.001	TRC	0.075	TRC	<0.000008	---	<0.000009	---	---
Zinc	mg/l	25	TRC	3.5994	DIS	0.3793	DIS	0.3793	DIS	280	TRC	5.106	TRC	280	TRC	<0.00260	---	<0.00500	---	---
Radiogenic Isotopes																				
Carbon 14	pmC	---	---	---	---	---	---	---	---	---	---	---	---	---	---	---	102.65	---	---	---
Strontium 87/86	none	---	---	---	---	---	---	---	---	---	---	---	---	---	---	---	0.710019	---	---	---
Tritium	TU	---	---	---	---	---	---	---	---	---	---	---	---	---	---	---	2.70	---	---	---
Stable Isotopes																				
Delta Carbon-13 of DIC	per mil	---	---	---	---	---	---	---	---	---	---	---	---	---	---	---	-15.2	---	---	---
Delta Deuterium	per mil	---	---	---	---	---	---	---	---	---	---	---	---	---	---	---	-65.4	---	---	---
Delta Oxygen-18	per mil	---	---	---	---	---	---	---	---	---	---	---	---	---	---	---	-9.51	---	---	---
Delta Oxygen-18 of Sulfate	per mil	---	---	---	---	---	---	---	---	---	---	---	---	---	---	---	4.2	---	---	---
Delta Sulfur-34	per mil	---	---	---	---	---	---	---	---	---	---	---	---	---	---	---	-1.8	---	---	---

The hardness value used for calculation of hardness-dependent standards is the hardness of the sample itself, not the hardness of a receiving water.
* Detection limit exceeds standard
† Exceedance is considered less than regulatory limit
‡ For comparison only - no analysis exists

Explanation of Codes

Absent = Analyte not present	ND = Not Detected
ge = Greater than or equal to reported value	Not Applicable = Analyte not applicable
i = Insufficient sample	q = Uncertain value
j = Estimated value	r = Unusable data
j+ = Estimated value, high bias	< = Less than reported detection limit
j- = Estimated value, low bias	> = Greater than reported value
Lost = Sample lost in processing	d = Diluted. Diluted samples are indicated only when value is estimated.
n = Not measured	LD = Laboratory duplicate
na = Not available	SP = Split sample
Present = Analyte was detected	SPD = Split-Duplicate

Station Name	QC 27.3 C
Sample ID	RESE-1001184
Sample Date	2/8/2005 12:15:00 PM
Basin	Upper Queen Creek Watershed
Sub-basin	unknown
QC Type	Original data

Surface Water Hydrochemical Data

MONTGOMERY & ASSOCIATES

Parameters and Constituents		Standards														Results				
Name	Units	AZ Agricultural Livestock Watering		AZ Aquatic and Wildlife - Ephemeral Acute		AZ Aquatic and Wildlife - Warm Water Acute		AZ Aquatic and Wildlife - Warm Water Chronic		AZ Full Body Contact		AZ Fish Consumption		AZ Partial Body Contact		Dissolved Results	Total Results	Total Recoverable Results	Field Results	Use Exceeded
		Standard	Fraction	Standard	Fraction	Standard	Fraction	Standard	Fraction	Standard	Fraction	Standard	Fraction	Standard	Fraction					
Bacteria																				
E. Coli	MPN/100ml	---	---	---	---	---	---	---	---	235	---	---	---	575	---	---	<2.0	---	---	---
Total Coliforms	MPN/100ml	---	---	---	---	---	---	---	---	---	---	---	---	---	---	---	90	---	---	---
Field Parameters																				
Dissolved oxygen	mg/l	---	---	---	---	6	---	6	---	---	---	---	---	---	---	---	---	---	10.04	---
Flow Rate	gallons/minute	---	---	---	---	---	---	---	---	---	---	---	---	---	---	---	---	---	73.10	---
pH (Field)	s.u.	6.5 - 9	---	6.5 - 9	---	6.5 - 9	---	6.5 - 9	---	6.5 - 9	---	---	---	6.5 - 9	---	---	---	---	8.30	---
Specific Conductance (Field)	uS/cm	---	---	---	---	---	---	---	---	---	---	---	---	---	---	---	---	---	336	---
Temperature (Field)	Deg C	---	---	---	---	---	---	---	---	---	---	---	---	---	---	---	---	---	10.40	---
Turbidity (Field)	NTUs	---	---	---	---	---	---	---	---	---	---	---	---	---	---	---	---	---	913.40	---
Inorganics																				
Alkalinity (as CaCO3)	mg/l	---	---	---	---	---	---	---	---	---	---	---	---	---	---	---	218.0	---	---	---
Bicarbonate (Calculated by M&A)	mg/l	---	---	---	---	---	---	---	---	---	---	---	---	---	---	---	266.0	---	---	---
Bicarbonate Alkalinity (as CaCO3)	mg/l	---	---	---	---	---	---	---	---	---	---	---	---	---	---	---	218.0	---	---	---
Bromide	mg/l	---	---	---	---	---	---	---	---	---	---	---	---	---	---	---	0.321	---	---	---
Carbonate (Calculated by M&A)	mg/l	---	---	---	---	---	---	---	---	---	---	---	---	---	---	---	--	---	---	---
Carbonate Alkalinity (as CaCO3)	mg/l	---	---	---	---	---	---	---	---	---	---	---	---	---	---	---	<1.00	---	---	---
Chloride	mg/l	---	---	---	---	---	---	---	---	---	---	---	---	---	---	---	16.80	---	---	---
Fluoride	mg/l	---	---	---	---	---	---	---	---	140	---	---	---	140	---	---	0.135	---	---	---
Hardness (as CaCO3)	mg/l	---	---	---	---	---	---	---	---	---	---	---	---	---	---	---	263	---	---	---
Nitrate as N	mg/l	---	---	---	---	---	---	---	---	3733.33	---	---	---	3733.33	---	---	2.10	---	---	---
Nitrate+Nitrite as N	mg/l	---	---	---	---	---	---	---	---	---	---	---	---	---	---	---	2.10	---	---	---
Nitrate+Nitrite as N (calculated by M&A)	mg/l	---	---	---	---	---	---	---	---	3733.33	---	---	---	3733.33	---	---	2.10	---	---	---
Nitrite as N	mg/l	---	---	---	---	---	---	---	---	233.33	---	---	---	233.33	---	---	<0.10	---	---	---
Ortho-Phosphate	mg/l	---	---	---	---	---	---	---	---	---	---	---	---	---	---	---	<0.50	---	---	---
Silica	mg/l	---	---	---	---	---	---	---	---	---	---	---	---	---	---	---	69.70	---	---	---
Sulfate	mg/l	---	---	---	---	---	---	---	---	---	---	---	---	---	---	---	24.40	---	---	---
Sulfide	mg/l	---	---	---	---	---	---	---	---	---	---	---	---	---	---	---	<1.00	---	---	---
Lab Parameters																				
Color	Color Units	---	---	---	---	---	---	---	---	---	---	---	---	---	---	---	74.0	---	---	---
Total Dissolved Solids (Laboratory)	mg/l	---	---	---	---	---	---	---	---	---	---	---	---	---	---	---	295	---	---	---
Total Suspended Solids	mg/l	---	---	---	---	---	---	---	---	---	---	---	---	---	---	---	164.00	---	---	---
Metals																				
Aluminum	mg/l	---	---	---	---	---	---	---	---	---	---	---	---	---	---	---	9.3200	---	---	---
Antimony	mg/l	---	---	---	---	0.088	DIS	0.03	DIS	0.747	TRC	0.64	TRC	0.747	TRC	<0.00300	<0.00300	<0.00300	---	---
Arsenic	mg/l	0.2	TRC	0.44	DIS	0.34	DIS	0.15	DIS	0.03	TRC	0.08	TRC	0.28	TRC	0.00490	0.00780	0.00730	---	---
Barium	mg/l	---	---	---	---	---	---	---	---	98	TRC	---	---	98	TRC	0.0187	---	---	---	---
Beryllium	mg/l	---	---	---	---	---	---	---	---	1.867	TRC	0.084	TRC	1.867	TRC	<0.00200	<0.00200	<0.00200	---	---
Boron	mg/l	---	---	---	---	---	---	---	---	186.667	TRC	---	---	186.667	TRC	---	<0.0400	---	---	---
Cadmium	mg/l	0.05	---	0.058336	DIS	0.02013	DIS	0.001098	DIS	0.7	TRC	0.084	TRC	0.7	TRC	<0.000200	0.000210	0.000320	---	---
Calcium	mg/l	---	---	---	---	---	---	---	---	---	---	---	---	---	---	---	81.9	---	---	---
Chromium	mg/l	1	---	---	---	---	---	---	---	---	---	---	---	---	---	<0.00600	---	<0.00600	---	---
Chromium, Hexavalent‡	mg/l	---	---	0.034	DIS	0.016	DIS	0.011	DIS	2.8	TRC	0.15	TRC	2.8	TRC	<0.00600	---	<0.00600	---	---
Chromium, Trivalent‡	mg/l	---	---	4.22038	TRC	1.25788	TRC	0.16362	TRC	1400	TRC	75	TRC	1400	TRC	<0.00600	---	<0.00600	---	---
Cobalt	mg/l	---	---	---	---	---	---	---	---	---	---	---	---	---	---	---	<0.00600	---	---	---
Copper	mg/l	0.5	TRC	0.05785	DIS	0.03342	DIS	0.02046	DIS	1.3	TRC	---	---	1.3	TRC	<0.01000	0.02400	0.02000	---	---
Iron	mg/l	---	---	---	---	---	---	1	DIS	---	---	---	---	---	---	---	5.1100	---	---	AZ Aquatic and Wildlife - Warm Water Chronic

Station Name	QC 27.3 C
Sample ID	RESE-1001184
Sample Date	2/8/2005 12:15:00 PM
Basin	Upper Queen Creek Watershed
Sub-basin	unknown
QC Type	Original data

Surface Water Hydrochemical Data

MONTGOMERY & ASSOCIATES

Parameters and Constituents		Standards														Results				
Name	Units	AZ Agricultural Livestock Watering		AZ Aquatic and Wildlife - Ephemeral Acute		AZ Aquatic and Wildlife - Warm Water Acute		AZ Aquatic and Wildlife - Warm Water Chronic		AZ Full Body Contact		AZ Fish Consumption		AZ Partial Body Contact		Dissolved Results	Total Results	Total Recoverable Results	Field Results	Use Exceeded
		Standard	Fraction	Standard	Fraction	Standard	Fraction	Standard	Fraction	Standard	Fraction	Standard	Fraction	Standard	Fraction					
Metals																				
Lead	mg/l	0.1	TRC	0.383609	DIS	0.181767	DIS	0.007083	DIS	0.015	TRC	---	---	0.015	TRC	<0.003000	0.007700	0.007800	---	---
Magnesium	mg/l	---	---	---	---	---	---	---	---	---	---	---	---	---	---	---	14.10	---	---	---
Manganese	mg/l	---	---	---	---	---	---	---	---	130.66701	---	---	---	130.66701	---	---	---	0.12000	---	---
Mercury	mg/l	0.01	TRC	0.005	DIS	0.0024	DIS	0.00001	DIS	0.28	TRC	---	---	0.28	TRC	<0.00020	<0.00020	---	---	AZ Aquatic and Wildlife - Warm Water Chronic*
Molybdenum	mg/l	---	---	---	---	---	---	---	---	---	---	---	---	---	---	---	<0.00800	---	---	---
Nickel	mg/l	---	---	9.4233	DIS	1.06108	DIS	0.11785	DIS	28	TRC	0.511	TRC	28	TRC	<0.01000	---	<0.01000	---	---
Potassium	mg/l	---	---	---	---	---	---	---	---	---	---	---	---	---	---	---	3.52	---	---	---
Selenium	mg/l	0.05	TRC	0.033	TRC	---	---	0.002	TRC	4.667	TRC	0.667	TRC	4.667	TRC	---	<0.00300	<0.00300	---	AZ Aquatic and Wildlife - Warm Water Chronic*
Silver	mg/l	---	---	0.016972	DIS	0.016972	DIS	---	---	4.667	TRC	8	TRC	4.667	TRC	<0.000100	<0.000100	<0.000100	---	---
Sodium	mg/l	---	---	---	---	---	---	---	---	---	---	---	---	---	---	---	6.41	---	---	---
Thallium	mg/l	---	---	---	---	0.7	DIS	0.15	DIS	0.075	TRC	0.001	TRC	0.075	TRC	<0.00200	<0.00200	---	---	AZ Fish Consumption*
Zinc	mg/l	25	TRC	2.5231	DIS	0.2659	DIS	0.2659	DIS	280	TRC	5.106	TRC	280	TRC	<0.0100	0.0200	0.0180	---	---
Other																				
Anions (Laboratory)	meq/l	---	---	---	---	---	---	---	---	---	---	---	---	---	---	---	5.35	---	---	---
Cations (Laboratory)	meq/l	---	---	---	---	---	---	---	---	---	---	---	---	---	---	---	6.84	---	---	---
Ion Balance (Laboratory)	%	---	---	---	---	---	---	---	---	---	---	---	---	---	---	---	12.2	---	---	---
Total Dissolved Solids (Calc by Lab)	mg/l	---	---	---	---	---	---	---	---	---	---	---	---	---	---	---	381	---	---	---

The hardness value used for calculation of hardness-dependent standards is the hardness of the sample itself, not the hardness of a receiving water.
* Detection limit exceeds standard
‡ For comparison only - no analysis exists

Station Name	QC 27.3 C
Sample ID	RESE-1001207
Sample Date	5/4/2005 11:20:00 AM
Basin	Upper Queen Creek Watershed
Sub-basin	unknown
QC Type	Original data

Surface Water Hydrochemical Data

MONTGOMERY & ASSOCIATES

Parameters and Constituents		Standards														Results				
Name	Units	AZ Agricultural Livestock Watering		AZ Aquatic and Wildlife - Ephemeral Acute		AZ Aquatic and Wildlife - Warm Water Acute		AZ Aquatic and Wildlife - Warm Water Chronic		AZ Full Body Contact		AZ Fish Consumption		AZ Partial Body Contact		Dissolved Results	Total Results	Total Recoverable Results	Field Results	Use Exceeded
		Standard	Fraction	Standard	Fraction	Standard	Fraction	Standard	Fraction	Standard	Fraction	Standard	Fraction	Standard	Fraction					
Field Parameters																				
Dissolved oxygen	mg/l	---	---	---	---	6	---	6	---	---	---	---	---	---	---	---	---	---	13.79	---
Flow Rate	gallons/minute	---	---	---	---	---	---	---	---	---	---	---	---	---	---	---	---	---	8.12	---
pH (Field)	s.u.	6.5 - 9	---	6.5 - 9	---	6.5 - 9	---	6.5 - 9	---	6.5 - 9	---	---	---	6.5 - 9	---	---	---	---	8.40	---
Specific Conductance (Field)	uS/cm	---	---	---	---	---	---	---	---	---	---	---	---	---	---	---	---	---	442	---
Temperature (Field)	Deg C	---	---	---	---	---	---	---	---	---	---	---	---	---	---	---	---	---	20.90	---
Turbidity (Field)	NTUs	---	---	---	---	---	---	---	---	---	---	---	---	---	---	---	---	---	0.90	---
Inorganics																				
Alkalinity (as CaCO3)	mg/l	---	---	---	---	---	---	---	---	---	---	---	---	---	---	---	131.0	---	---	---
Bicarbonate (Calculated by M&A)	mg/l	---	---	---	---	---	---	---	---	---	---	---	---	---	---	---	159.8	---	---	---
Bicarbonate Alkalinity (as CaCO3)	mg/l	---	---	---	---	---	---	---	---	---	---	---	---	---	---	---	131.0	---	---	---
Bromide	mg/l	---	---	---	---	---	---	---	---	---	---	---	---	---	---	---	0.220	---	---	---
Carbonate (Calculated by M&A)	mg/l	---	---	---	---	---	---	---	---	---	---	---	---	---	---	---	--	---	---	---
Carbonate Alkalinity (as CaCO3)	mg/l	---	---	---	---	---	---	---	---	---	---	---	---	---	---	---	<1.00	---	---	---
Chloride	mg/l	---	---	---	---	---	---	---	---	---	---	---	---	---	---	---	21.30	---	---	---
Fluoride	mg/l	---	---	---	---	---	---	---	---	140	---	---	---	140	---	---	0.125	---	---	---
Hardness (as CaCO3)	mg/l	---	---	---	---	---	---	---	---	---	---	---	---	---	---	---	224	---	---	---
Nitrate as N	mg/l	---	---	---	---	---	---	---	---	3733.33	---	---	---	3733.33	---	---	2.10	---	---	---
Nitrate+Nitrite as N	mg/l	---	---	---	---	---	---	---	---	---	---	---	---	---	---	---	2.10	---	---	---
Nitrate+Nitrite as N (calculated by M&A)	mg/l	---	---	---	---	---	---	---	---	3733.33	---	---	---	3733.33	---	---	2.10	---	---	---
Nitrite as N	mg/l	---	---	---	---	---	---	---	---	233.33	---	---	---	233.33	---	---	<0.10	---	---	---
Ortho-Phosphate	mg/l	---	---	---	---	---	---	---	---	---	---	---	---	---	---	---	<0.50	---	---	---
Silica	mg/l	---	---	---	---	---	---	---	---	---	---	---	---	---	---	---	27.10	---	---	---
Sulfate	mg/l	---	---	---	---	---	---	---	---	---	---	---	---	---	---	---	70.70	---	---	---
Sulfide	mg/l	---	---	---	---	---	---	---	---	---	---	---	---	---	---	---	<1.00	---	---	---
Lab Parameters																				
Color	Color Units	---	---	---	---	---	---	---	---	---	---	---	---	---	---	---	<1.0	---	---	---
Total Dissolved Solids (Laboratory)	mg/l	---	---	---	---	---	---	---	---	---	---	---	---	---	---	---	298	---	---	---
Total Suspended Solids	mg/l	---	---	---	---	---	---	---	---	---	---	---	---	---	---	---	<5.00	---	---	---
Metals																				
Aluminum	mg/l	---	---	---	---	---	---	---	---	---	---	---	---	---	---	---	<0.0300	---	---	---
Antimony	mg/l	---	---	---	---	0.088	DIS	0.03	DIS	0.747	TRC	0.64	TRC	0.747	TRC	<0.00300	<0.00300	<0.00300	---	---
Arsenic	mg/l	0.2	TRC	0.44	DIS	0.34	DIS	0.15	DIS	0.03	TRC	0.08	TRC	0.28	TRC	0.00420	0.00430	0.00400	---	---
Barium	mg/l	---	---	---	---	---	---	---	---	98	TRC	---	---	98	TRC	0.0234	---	---	---	---
Beryllium	mg/l	---	---	---	---	---	---	---	---	1.867	TRC	0.084	TRC	1.867	TRC	<0.00200	<0.00200	<0.00200	---	---
Boron	mg/l	---	---	---	---	---	---	---	---	186.667	TRC	---	---	186.667	TRC	---	<0.0400	---	---	---
Cadmium	mg/l	0.05	---	0.049922	DIS	0.017227	DIS	0.000982	DIS	0.7	TRC	0.084	TRC	0.7	TRC	<0.000200	<0.000200	<0.000200	---	---
Calcium	mg/l	---	---	---	---	---	---	---	---	---	---	---	---	---	---	---	60.9	---	---	---
Chromium	mg/l	1	---	---	---	---	---	---	---	---	---	---	---	---	---	<0.00600	---	<0.00600	---	---
Chromium, Hexavalent‡	mg/l	---	---	0.034	DIS	0.016	DIS	0.011	DIS	2.8	TRC	0.15	TRC	2.8	TRC	<0.00600	---	<0.00600	---	---
Chromium, Trivalent‡	mg/l	---	---	3.70051	TRC	1.10293	TRC	0.14347	TRC	1400	TRC	75	TRC	1400	TRC	<0.00600	---	<0.00600	---	---
Cobalt	mg/l	---	---	---	---	---	---	---	---	---	---	---	---	---	---	---	<0.00600	---	---	---
Copper	mg/l	0.5	TRC	0.04973	DIS	0.02873	DIS	0.01784	DIS	1.3	TRC	---	---	1.3	TRC	<0.01000	<0.01000	<0.01000	---	---
Iron	mg/l	---	---	---	---	---	---	1	DIS	---	---	---	---	---	---	---	<0.0600	---	---	---
Lead	mg/l	0.1	TRC	0.323967	DIS	0.153506	DIS	0.005982	DIS	0.015	TRC	---	---	0.015	TRC	<0.003000	<0.003000	<0.003000	---	---
Magnesium	mg/l	---	---	---	---	---	---	---	---	---	---	---	---	---	---	---	17.50	---	---	---

Station Name	QC 27.3 C
Sample ID	RESE-1001207
Sample Date	5/4/2005 11:20:00 AM
Basin	Upper Queen Creek Watershed
Sub-basin	unknown
QC Type	Original data

Surface Water Hydrochemical Data

MONTGOMERY & ASSOCIATES

Parameters and Constituents		Standards														Results				
Name	Units	AZ Agricultural Livestock Watering		AZ Aquatic and Wildlife - Ephemeral Acute		AZ Aquatic and Wildlife - Warm Water Acute		AZ Aquatic and Wildlife - Warm Water Chronic		AZ Full Body Contact		AZ Fish Consumption		AZ Partial Body Contact		Dissolved Results	Total Results	Total Recoverable Results	Field Results	Use Exceeded
		Standard	Fraction	Standard	Fraction	Standard	Fraction	Standard	Fraction	Standard	Fraction	Standard	Fraction	Standard	Fraction					
Metals																				
Manganese	mg/l	---	---	---	---	---	---	---	---	130.66701	---	---	---	130.66701	---	---	---	<0.00400	---	---
Mercury	mg/l	0.01	TRC	0.005	DIS	0.0024	DIS	0.00001	DIS	0.28	TRC	---	---	0.28	TRC	<0.00020	<0.00020	---	---	AZ Aquatic and Wildlife - Warm Water Chronic*
Molybdenum	mg/l	---	---	---	---	---	---	---	---	---	---	---	---	---	---	---	0.00880	---	---	---
Nickel	mg/l	---	---	8.22678	DIS	0.92635	DIS	0.10289	DIS	28	TRC	0.511	TRC	28	TRC	<0.01000	---	<0.01000	---	---
Potassium	mg/l	---	---	---	---	---	---	---	---	---	---	---	---	---	---	---	2.81	---	---	---
Selenium	mg/l	0.05	TRC	0.033	TRC	---	---	0.002	TRC	4.667	TRC	0.667	TRC	4.667	TRC	---	<0.00300	<0.00300	---	AZ Aquatic and Wildlife - Warm Water Chronic*
Silver	mg/l	---	---	0.012878	DIS	0.012878	DIS	---	---	4.667	TRC	8	TRC	4.667	TRC	<0.000100	<0.000100	<0.000100	---	---
Sodium	mg/l	---	---	---	---	---	---	---	---	---	---	---	---	---	---	---	9.44	---	---	---
Thallium	mg/l	---	---	---	---	0.7	DIS	0.15	DIS	0.075	TRC	0.001	TRC	0.075	TRC	<0.00200	<0.00200	---	---	AZ Fish Consumption*
Zinc	mg/l	25	TRC	2.2023	DIS	0.2321	DIS	0.2321	DIS	280	TRC	5.106	TRC	280	TRC	<0.0100	<0.0100	<0.0100	---	---
Other																				
Anions (Laboratory)	meq/l	---	---	---	---	---	---	---	---	---	---	---	---	---	---	---	4.70	---	---	---
Cations (Laboratory)	meq/l	---	---	---	---	---	---	---	---	---	---	---	---	---	---	---	4.96	---	---	---
Ion Balance (Laboratory)	%	---	---	---	---	---	---	---	---	---	---	---	---	---	---	---	2.7	---	---	---
Total Dissolved Solids (Calc by Lab)	mg/l	---	---	---	---	---	---	---	---	---	---	---	---	---	---	---	296	---	---	---

The hardness value used for calculation of hardness-dependent standards is the hardness of the sample itself, not the hardness of a receiving water.
* Detection limit exceeds standard
‡ For comparison only - no analysis exists

Station Name	QC 27.3 C
Sample ID	RESE-1002002
Sample Date	8/5/2008 11:00:00 AM
Basin	Upper Queen Creek Watershed
Sub-basin	unknown
QC Type	Original data

Surface Water Hydrochemical Data

MONTGOMERY & ASSOCIATES

Parameters and Constituents		Standards														Results				
Name	Units	AZ Agricultural Livestock Watering		AZ Aquatic and Wildlife - Ephemeral Acute		AZ Aquatic and Wildlife - Warm Water Acute		AZ Aquatic and Wildlife - Warm Water Chronic		AZ Full Body Contact		AZ Fish Consumption		AZ Partial Body Contact		Dissolved Results	Total Results	Total Recoverable Results	Field Results	Use Exceeded
		Standard	Fraction	Standard	Fraction	Standard	Fraction	Standard	Fraction	Standard	Fraction	Standard	Fraction	Standard	Fraction					
Field Parameters																				
Dissolved oxygen	mg/l	---	---	---	---	6	---	6	---	---	---	---	---	---	---	---	---	---	5.23	AZ Aquatic and Wildlife - Warm Water Acute† AZ Aquatic and Wildlife - Warm Water Chronic†
Flow Rate	gallons/minute	---	---	---	---	---	---	---	---	---	---	---	---	---	---	---	---	---	0.00	---
pH (Field)	s.u.	6.5 - 9	---	6.5 - 9	---	6.5 - 9	---	6.5 - 9	---	6.5 - 9	---	---	---	6.5 - 9	---	---	---	---	8.69	---
Specific Conductance (Field)	uS/cm	---	---	---	---	---	---	---	---	---	---	---	---	---	---	---	---	---	444	---
Temperature (Field)	Deg C	---	---	---	---	---	---	---	---	---	---	---	---	---	---	---	---	---	23.20	---
Turbidity (Field)	NTUs	---	---	---	---	---	---	---	---	---	---	---	---	---	---	---	---	---	12.98	---
Inorganics																				
Alkalinity (as CaCO3)	mg/l	---	---	---	---	---	---	---	---	---	---	---	---	---	---	176.0	170.0	---	---	---
Bicarbonate (Calculated by M&A)	mg/l	---	---	---	---	---	---	---	---	---	---	---	---	---	---	214.7	---	---	---	---
Bicarbonate Alkalinity (as CaCO3)	mg/l	---	---	---	---	---	---	---	---	---	---	---	---	---	---	176.0	170.0	---	---	---
Bromide	mg/l	---	---	---	---	---	---	---	---	---	---	---	---	---	---	---	0.392	---	---	---
Carbonate (Calculated by M&A)	mg/l	---	---	---	---	---	---	---	---	---	---	---	---	---	---	--	---	---	---	---
Carbonate Alkalinity (as CaCO3)	mg/l	---	---	---	---	---	---	---	---	---	---	---	---	---	---	<1.00	<1.00	---	---	---
Chloride	mg/l	---	---	---	---	---	---	---	---	---	---	---	---	---	---	33.60	33.70	---	---	---
Fluoride	mg/l	---	---	---	---	---	---	---	---	140	---	---	---	140	---	---	0.230	---	---	---
Hardness (as CaCO3)	mg/l	---	---	---	---	---	---	---	---	---	---	---	---	---	---	176	---	179	---	---
Hydroxide Alkalinity (as CaCO3)	mg/l	---	---	---	---	---	---	---	---	---	---	---	---	---	---	<1.0	<1.0	---	---	---
Nitrate as N	mg/l	---	---	---	---	---	---	---	---	3733.33	---	---	---	3733.33	---	---	<0.20	---	---	---
Nitrate+Nitrite as N (calculated by M&A)	mg/l	---	---	---	---	---	---	---	---	3733.33	---	---	---	3733.33	---	---	--	---	---	---
Nitrite as N	mg/l	---	---	---	---	---	---	---	---	233.33	---	---	---	233.33	---	---	<0.10	---	---	---
Orthophosphate as P	mg/l	---	---	---	---	---	---	---	---	---	---	---	---	---	---	---	<0.20	---	---	---
Silica	mg/l	---	---	---	---	---	---	---	---	---	---	---	---	---	---	20.60	---	---	---	---
Sulfate	mg/l	---	---	---	---	---	---	---	---	---	---	---	---	---	---	13.90	12.70	---	---	---
Lab Parameters																				
Total Dissolved Solids (Laboratory)	mg/l	---	---	---	---	---	---	---	---	---	---	---	---	---	---	---	210	---	---	---
Total Suspended Solids	mg/l	---	---	---	---	---	---	---	---	---	---	---	---	---	---	---	10.00	---	---	---
Metals																				
Aluminum	mg/l	---	---	---	---	---	---	---	---	---	---	---	---	---	---	<0.0800	---	---	---	---
Antimony	mg/l	---	---	---	---	0.088	DIS	0.03	DIS	0.747	TRC	0.64	TRC	0.747	TRC	<0.00300	---	<0.00300	---	---
Arsenic	mg/l	0.2	TRC	0.44	DIS	0.34	DIS	0.15	DIS	0.03	TRC	0.08	TRC	0.28	TRC	0.05100	---	0.03300	---	AZ Full Body Contact
Barium	mg/l	---	---	---	---	---	---	---	---	98	TRC	---	---	98	TRC	0.0362	---	---	---	---
Beryllium	mg/l	---	---	---	---	---	---	---	---	1.867	TRC	0.084	TRC	1.867	TRC	<0.00200	---	<0.00200	---	---
Boron	mg/l	---	---	---	---	---	---	---	---	186.667	TRC	---	---	186.667	TRC	---	---	0.0830	---	---
Cadmium	mg/l	0.05	---	0.040154	DIS	0.013856	DIS	0.000841	DIS	0.7	TRC	0.084	TRC	0.7	TRC	<0.000200	---	<0.002000	---	---
Calcium	mg/l	---	---	---	---	---	---	---	---	---	---	---	---	---	---	43.0	---	44.9	---	---
Chromium	mg/l	1	---	---	---	---	---	---	---	---	---	---	---	---	---	---	---	<0.00600	---	---
Chromium, Hexavalent‡	mg/l	---	---	0.034	DIS	0.016	DIS	0.011	DIS	2.8	TRC	0.15	TRC	2.8	TRC	---	---	<0.00600	---	---
Chromium, Trivalent‡	mg/l	---	---	3.0796	TRC	0.91787	TRC	0.1194	TRC	1400	TRC	75	TRC	1400	TRC	---	---	<0.00600	---	---
Cobalt	mg/l	---	---	---	---	---	---	---	---	---	---	---	---	---	---	<0.00600	---	---	---	---
Copper	mg/l	0.5	TRC	0.04026	DIS	0.02326	DIS	0.01473	DIS	1.3	TRC	---	---	1.3	TRC	0.00914	---	0.01000	---	---
Iron	mg/l	---	---	---	---	---	---	1	DIS	---	---	---	---	---	---	<0.0600	---	---	---	---
Lead	mg/l	0.1	TRC	0.255325	DIS	0.120981	DIS	0.004714	DIS	0.015	TRC	---	---	0.015	TRC	<0.003000	---	<0.003000	---	---
Magnesium	mg/l	---	---	---	---	---	---	---	---	---	---	---	---	---	---	17.20	---	16.30	---	---
Manganese	mg/l	---	---	---	---	---	---	---	---	130.66701	---	---	---	130.66701	---	0.06260	---	0.26400	---	---
Mercury	mg/l	0.01	TRC	0.005	DIS	0.0024	DIS	0.00001	DIS	0.28	TRC	---	---	0.28	TRC	<0.00020	<0.00020	---	---	AZ Aquatic and Wildlife - Warm Water Chronic*

Station Name	QC 27.3 C
Sample ID	RESE-1002002
Sample Date	8/5/2008 11:00:00 AM
Basin	Upper Queen Creek Watershed
Sub-basin	unknown
QC Type	Original data

Surface Water Hydrochemical Data

MONTGOMERY & ASSOCIATES

Parameters and Constituents		Standards														Results				
Name	Units	AZ Agricultural Livestock Watering		AZ Aquatic and Wildlife - Ephemeral Acute		AZ Aquatic and Wildlife - Warm Water Acute		AZ Aquatic and Wildlife - Warm Water Chronic		AZ Full Body Contact		AZ Fish Consumption		AZ Partial Body Contact		Dissolved Results	Total Results	Total Recoverable Results	Field Results	Use Exceeded
		Standard	Fraction	Standard	Fraction	Standard	Fraction	Standard	Fraction	Standard	Fraction	Standard	Fraction	Standard	Fraction					
Metals																				
Molybdenum	mg/l	---	---	---	---	---	---	---	---	---	---	---	---	---	---	0.04370	---	---	---	---
Nickel	mg/l	---	---	6.80509	DIS	0.76626	DIS	0.08511	DIS	28	TRC	0.511	TRC	28	TRC	<0.01000	---	<0.01000	---	---
Potassium	mg/l	---	---	---	---	---	---	---	---	---	---	---	---	---	---	7.55	---	7.16	---	---
Selenium	mg/l	0.05	TRC	0.033	TRC	---	---	0.002	TRC	4.667	TRC	0.667	TRC	4.667	TRC	---	---	<0.00300	---	AZ Aquatic and Wildlife - Warm Water Chronic*
Silver	mg/l	---	---	0.008756	DIS	0.008756	DIS	---	---	4.667	TRC	8	TRC	4.667	TRC	<0.000100	---	<0.005000	---	---
Sodium	mg/l	---	---	---	---	---	---	---	---	---	---	---	---	---	---	17.00	---	16.50	---	---
Strontium	mg/l	---	---	---	---	---	---	---	---	---	---	---	---	---	---	0.1900	---	---	---	---
Strontium (by isotope dilution)	ppm	---	---	---	---	---	---	---	---	---	---	---	---	---	---	---	0.2046	---	---	---
Thallium	mg/l	---	---	---	---	0.7	DIS	0.15	DIS	0.075	TRC	0.001	TRC	0.075	TRC	<0.00100	---	<0.00100	---	AZ Fish Consumption*
Uranium	mg/l	---	---	---	---	---	---	---	---	2.8	---	---	---	2.8	---	---	0.0003	---	---	---
Zinc	mg/l	25	TRC	1.8212	DIS	0.1919	DIS	0.1919	DIS	280	TRC	5.106	TRC	280	TRC	<0.0100	---	<0.0100	---	---
Other																				
Dissolved Organic Carbon	mg/l	---	---	---	---	---	---	---	---	---	---	---	---	---	---	---	---	---	19.70	---
Radiogenic Isotopes																				
Strontium 87/86	none	---	---	---	---	---	---	---	---	---	---	---	---	---	---	---	0.710052	---	---	---
Tritium	TU	---	---	---	---	---	---	---	---	---	---	---	---	---	---	---	6.70	---	---	---
Radiologicals																				
Gross Alpha	pCi/l	---	---	---	---	---	---	---	---	---	---	---	---	---	---	---	<1.9	---	---	---
Gross Beta	pCi/l	---	---	---	---	---	---	---	---	---	---	---	---	---	---	---	2.9	---	---	---
Uranium Activity (Calc 907.0)	pCi/l	---	---	---	---	---	---	---	---	---	---	---	---	---	---	---	<0.2	---	---	---
Radionuclides																				
Radium 226	pCi/l	---	---	---	---	---	---	---	---	---	---	---	---	---	---	---	0.87	---	---	---
Radium 226 + Radium 228	pCi/l	---	---	---	---	---	---	---	---	---	---	---	---	---	---	---	0.87	---	---	---
Radium 228	pCi/l	---	---	---	---	---	---	---	---	---	---	---	---	---	---	---	<1.2	---	---	---
Uranium 234	pCi/l	---	---	---	---	---	---	---	---	---	---	---	---	---	---	---	<0.2	---	---	---
Uranium 235	pCi/l	---	---	---	---	---	---	---	---	---	---	---	---	---	---	---	<0.2	---	---	---
Uranium 238	pCi/l	---	---	---	---	---	---	---	---	---	---	---	---	---	---	---	<0.2	---	---	---
Stable Isotopes																				
Delta Deuterium	per mil	---	---	---	---	---	---	---	---	---	---	---	---	---	---	---	-48.0	---	---	---
Delta Oxygen-18	per mil	---	---	---	---	---	---	---	---	---	---	---	---	---	---	---	-2.20	---	---	---
Delta Oxygen-18 of Sulfate	per mil	---	---	---	---	---	---	---	---	---	---	---	---	---	---	---	11.3	---	---	---
Delta Sulfur-34	per mil	---	---	---	---	---	---	---	---	---	---	---	---	---	---	---	12.2	---	---	---

The hardness value used for calculation of hardness-dependent standards is the hardness of the sample itself, not the hardness of a receiving water.
* Detection limit exceeds standard
† Exceedance is considered less than regulatory limit
‡ For comparison only - no analysis exists

Station Name	QC 27.3 C
Sample ID	RESE-1002024
Sample Date	11/4/2008 3:20:00 PM
Basin	Upper Queen Creek Watershed
Sub-basin	unknown
QC Type	Original data

Surface Water Hydrochemical Data

MONTGOMERY & ASSOCIATES

Parameters and Constituents		Standards														Results				
Name	Units	AZ Agricultural Livestock Watering		AZ Aquatic and Wildlife - Ephemeral Acute		AZ Aquatic and Wildlife - Warm Water Acute		AZ Aquatic and Wildlife - Warm Water Chronic		AZ Full Body Contact		AZ Fish Consumption		AZ Partial Body Contact		Dissolved Results	Total Results	Total Recoverable Results	Field Results	Use Exceeded
		Standard	Fraction	Standard	Fraction	Standard	Fraction	Standard	Fraction	Standard	Fraction	Standard	Fraction	Standard	Fraction					
Field Parameters																				
Dissolved oxygen	mg/l	---	---	---	---	6	---	6	---	---	---	---	---	---	---	---	---	---	5.86	AZ Aquatic and Wildlife - Warm Water Acute† AZ Aquatic and Wildlife - Warm Water Chronic†
Flow Rate	gallons/minute	---	---	---	---	---	---	---	---	---	---	---	---	---	---	---	---	---	<0.10	---
pH (Field)	s.u.	6.5 - 9	---	6.5 - 9	---	6.5 - 9	---	6.5 - 9	---	6.5 - 9	---	---	---	6.5 - 9	---	---	---	---	8.98	---
Specific Conductance (Field)	uS/cm	---	---	---	---	---	---	---	---	---	---	---	---	---	---	---	---	---	396	---
Temperature (Field)	Deg C	---	---	---	---	---	---	---	---	---	---	---	---	---	---	---	---	---	14.70	---
Turbidity (Field)	NTUs	---	---	---	---	---	---	---	---	---	---	---	---	---	---	---	---	---	45.20	---
Inorganics																				
Alkalinity (as CaCO3)	mg/l	---	---	---	---	---	---	---	---	---	---	---	---	---	---	---	129.0	---	---	---
Bicarbonate (Calculated by M&A)	mg/l	---	---	---	---	---	---	---	---	---	---	---	---	---	---	---	157.4	---	---	---
Bicarbonate Alkalinity (as CaCO3)	mg/l	---	---	---	---	---	---	---	---	---	---	---	---	---	---	---	129.0	---	---	---
Bromide	mg/l	---	---	---	---	---	---	---	---	---	---	---	---	---	---	---	0.131	---	---	---
Carbonate (Calculated by M&A)	mg/l	---	---	---	---	---	---	---	---	---	---	---	---	---	---	---	--	---	---	---
Carbonate Alkalinity (as CaCO3)	mg/l	---	---	---	---	---	---	---	---	---	---	---	---	---	---	---	<1.00	---	---	---
Chloride	mg/l	---	---	---	---	---	---	---	---	---	---	---	---	---	---	---	17.90	---	---	---
Fluoride	mg/l	---	---	---	---	---	---	---	---	140	---	---	---	140	---	---	0.239	---	---	---
Hardness (as CaCO3)	mg/l	---	---	---	---	---	---	---	---	---	---	---	---	---	---	180	---	---	---	---
Nitrate as N	mg/l	---	---	---	---	---	---	---	---	3733.33	---	---	---	3733.33	---	---	<0.20	---	---	---
Nitrate+Nitrite as N	mg/l	---	---	---	---	---	---	---	---	---	---	---	---	---	---	---	<0.30	---	---	---
Nitrate+Nitrite as N (calculated by M&A)	mg/l	---	---	---	---	---	---	---	---	3733.33	---	---	---	3733.33	---	---	--	---	---	---
Nitrite as N	mg/l	---	---	---	---	---	---	---	---	233.33	---	---	---	233.33	---	---	<0.10	---	---	---
Orthophosphate as P	mg/l	---	---	---	---	---	---	---	---	---	---	---	---	---	---	---	<0.20	---	---	---
Silica	mg/l	---	---	---	---	---	---	---	---	---	---	---	---	---	---	0.18	---	---	---	---
Sulfate	mg/l	---	---	---	---	---	---	---	---	---	---	---	---	---	---	---	56.80	---	---	---
Lab Parameters																				
Total Dissolved Solids (Laboratory)	mg/l	---	---	---	---	---	---	---	---	---	---	---	---	---	---	---	230	---	---	---
Total Suspended Solids	mg/l	---	---	---	---	---	---	---	---	---	---	---	---	---	---	---	46.00	---	---	---
Metals																				
Aluminum	mg/l	---	---	---	---	---	---	---	---	---	---	---	---	---	---	<0.0800	---	---	---	---
Antimony	mg/l	---	---	---	---	0.088	DIS	0.03	DIS	0.747	TRC	0.64	TRC	0.747	TRC	<0.00300	---	<0.00300	---	---
Arsenic	mg/l	0.2	TRC	0.44	DIS	0.34	DIS	0.15	DIS	0.03	TRC	0.08	TRC	0.28	TRC	<0.02500	---	<0.02500	---	---
Barium	mg/l	---	---	---	---	---	---	---	---	98	TRC	---	---	98	TRC	0.0288	---	---	---	---
Beryllium	mg/l	---	---	---	---	---	---	---	---	1.867	TRC	0.084	TRC	1.867	TRC	<0.00200	---	<0.00200	---	---
Boron	mg/l	---	---	---	---	---	---	---	---	186.667	TRC	---	---	186.667	TRC	---	---	0.0640	---	---
Cadmium	mg/l	0.05	---	0.040372	DIS	0.013931	DIS	0.000844	DIS	0.7	TRC	0.084	TRC	0.7	TRC	<0.000200	---	<0.002000	---	---
Calcium	mg/l	---	---	---	---	---	---	---	---	---	---	---	---	---	---	---	---	40.6	---	---
Chromium	mg/l	1	---	---	---	---	---	---	---	---	---	---	---	---	---	---	---	<0.00600	---	---
Chromium, Hexavalent‡	mg/l	---	---	0.034	DIS	0.016	DIS	0.011	DIS	2.8	TRC	0.15	TRC	2.8	TRC	---	---	<0.00600	---	---
Chromium, Trivalent‡	mg/l	---	---	3.09369	TRC	0.92207	TRC	0.11994	TRC	1400	TRC	75	TRC	1400	TRC	---	---	<0.00600	---	---
Cobalt	mg/l	---	---	---	---	---	---	---	---	---	---	---	---	---	---	<0.00600	---	---	---	---
Copper	mg/l	0.5	TRC	0.04047	DIS	0.02338	DIS	0.0148	DIS	1.3	TRC	---	---	1.3	TRC	0.01100	---	0.02000	---	---
Iron	mg/l	---	---	---	---	---	---	1	DIS	---	---	---	---	---	---	<0.0600	---	---	---	---
Lead	mg/l	0.1	TRC	0.256846	DIS	0.121702	DIS	0.004743	DIS	0.015	TRC	---	---	0.015	TRC	<0.003000	---	<0.003000	---	---
Magnesium	mg/l	---	---	---	---	---	---	---	---	---	---	---	---	---	---	---	---	19.10	---	---
Manganese	mg/l	---	---	---	---	---	---	---	---	130.66701	---	---	---	130.66701	---	0.00500	---	0.09620	---	---
Mercury	mg/l	0.01	TRC	0.005	DIS	0.0024	DIS	0.00001	DIS	0.28	TRC	---	---	0.28	TRC	<0.00020	<0.00020	---	---	AZ Aquatic and Wildlife - Warm Water Chronic*

Station Name	QC 27.3 C
Sample ID	RESE-1002024
Sample Date	11/4/2008 3:20:00 PM
Basin	Upper Queen Creek Watershed
Sub-basin	unknown
QC Type	Original data

Surface Water Hydrochemical Data

MONTGOMERY & ASSOCIATES

Parameters and Constituents		Standards														Results				
Name	Units	AZ Agricultural Livestock Watering		AZ Aquatic and Wildlife - Ephemeral Acute		AZ Aquatic and Wildlife - Warm Water Acute		AZ Aquatic and Wildlife - Warm Water Chronic		AZ Full Body Contact		AZ Fish Consumption		AZ Partial Body Contact		Dissolved Results	Total Results	Total Recoverable Results	Field Results	Use Exceeded
		Standard	Fraction	Standard	Fraction	Standard	Fraction	Standard	Fraction	Standard	Fraction	Standard	Fraction	Standard	Fraction					
Metals																				
Molybdenum	mg/l	---	---	---	---	---	---	---	---	---	---	---	---	---	---	0.01050	---	---	---	---
Nickel	mg/l	---	---	6.83724	DIS	0.76988	DIS	0.08551	DIS	28	TRC	0.511	TRC	28	TRC	<0.01000	---	<0.01000	---	---
Potassium	mg/l	---	---	---	---	---	---	---	---	---	---	---	---	---	---	---	---	4.08	---	---
Selenium	mg/l	0.05	TRC	0.033	TRC	---	---	0.002	TRC	4.667	TRC	0.667	TRC	4.667	TRC	---	---	<0.00300	---	AZ Aquatic and Wildlife - Warm Water Chronic*
Silver	mg/l	---	---	0.008841	DIS	0.008841	DIS	---	---	4.667	TRC	8	TRC	4.667	TRC	<0.000100	---	<0.005000	---	---
Sodium	mg/l	---	---	---	---	---	---	---	---	---	---	---	---	---	---	---	---	9.49	---	---
Strontium	mg/l	---	---	---	---	---	---	---	---	---	---	---	---	---	---	0.1490	---	---	---	---
Thallium	mg/l	---	---	---	---	0.7	DIS	0.15	DIS	0.075	TRC	0.001	TRC	0.075	TRC	<0.00100	---	<0.00100	---	AZ Fish Consumption*
Zinc	mg/l	25	TRC	1.8298	DIS	0.1928	DIS	0.1928	DIS	280	TRC	5.106	TRC	280	TRC	<0.0100	---	<0.0100	---	---
Other																				
Dissolved Organic Carbon	mg/l	---	---	---	---	---	---	---	---	---	---	---	---	---	---	---	---	---	6.85	---

The hardness value used for calculation of hardness-dependent standards is the hardness of the sample itself, not the hardness of a receiving water.
* Detection limit exceeds standard
† Exceedance is considered less than regulatory limit
‡ For comparison only - no analysis exists

Station Name	QC 27.3 C
Sample ID	RESE-1002054
Sample Date	2/17/2009 1:00:00 PM
Basin	Upper Queen Creek Watershed
Sub-basin	unknown
QC Type	Original data

Surface Water Hydrochemical Data

MONTGOMERY & ASSOCIATES

Parameters and Constituents		Standards														Results				
Name	Units	AZ Agricultural Livestock Watering		AZ Aquatic and Wildlife - Ephemeral Acute		AZ Aquatic and Wildlife - Warm Water Acute		AZ Aquatic and Wildlife - Warm Water Chronic		AZ Full Body Contact		AZ Fish Consumption		AZ Partial Body Contact		Dissolved Results	Total Results	Total Recoverable Results	Field Results	Use Exceeded
		Standard	Fraction	Standard	Fraction	Standard	Fraction	Standard	Fraction	Standard	Fraction	Standard	Fraction	Standard	Fraction					
Field Parameters																				
Dissolved oxygen	mg/l	---	---	---	---	6	---	6	---	---	---	---	---	---	---	---	---	---	8.92	---
Flow Rate	gallons/minute	---	---	---	---	---	---	---	---	---	---	---	---	---	---	---	---	---	5341.00	---
pH (Field)	s.u.	6.5 - 9	---	6.5 - 9	---	6.5 - 9	---	6.5 - 9	---	6.5 - 9	---	---	---	6.5 - 9	---	---	---	---	8.33	---
Specific Conductance (Field)	uS/cm	---	---	---	---	---	---	---	---	---	---	---	---	---	---	---	---	---	161	---
Temperature (Field)	Deg C	---	---	---	---	---	---	---	---	---	---	---	---	---	---	---	---	---	10.90	---
Turbidity (Field)	NTUs	---	---	---	---	---	---	---	---	---	---	---	---	---	---	---	---	---	97.90	---
Inorganics																				
Alkalinity (as CaCO3)	mg/l	---	---	---	---	---	---	---	---	---	---	---	---	---	---	---	57.0	---	---	---
Bicarbonate (Calculated by M&A)	mg/l	---	---	---	---	---	---	---	---	---	---	---	---	---	---	---	69.5	---	---	---
Bicarbonate Alkalinity (as CaCO3)	mg/l	---	---	---	---	---	---	---	---	---	---	---	---	---	---	---	57.0	---	---	---
Bromide	mg/l	---	---	---	---	---	---	---	---	---	---	---	---	---	---	---	<0.100	---	---	---
Carbonate (Calculated by M&A)	mg/l	---	---	---	---	---	---	---	---	---	---	---	---	---	---	---	--	---	---	---
Carbonate Alkalinity (as CaCO3)	mg/l	---	---	---	---	---	---	---	---	---	---	---	---	---	---	---	<1.00	---	---	---
Chloride	mg/l	---	---	---	---	---	---	---	---	---	---	---	---	---	---	---	4.32	---	---	---
Fluoride	mg/l	---	---	---	---	---	---	---	---	140	---	---	---	140	---	---	<0.100	---	---	---
Hardness (as CaCO3)	mg/l	---	---	---	---	---	---	---	---	---	---	---	---	---	---	194	---	---	---	---
Silica	mg/l	---	---	---	---	---	---	---	---	---	---	---	---	---	---	23.10	---	---	---	---
Sulfate	mg/l	---	---	---	---	---	---	---	---	---	---	---	---	---	---	---	13.30	---	---	---
Lab Parameters																				
Total Dissolved Solids (Laboratory)	mg/l	---	---	---	---	---	---	---	---	---	---	---	---	---	---	---	154	---	---	---
Total Suspended Solids	mg/l	---	---	---	---	---	---	---	---	---	---	---	---	---	---	---	173.00	---	---	---
Metals																				
Aluminum	mg/l	---	---	---	---	---	---	---	---	---	---	---	---	---	---	0.0890	---	---	---	---
Antimony	mg/l	---	---	---	---	0.088	DIS	0.03	DIS	0.747	TRC	0.64	TRC	0.747	TRC	<0.00300	---	<0.00300	---	---
Arsenic	mg/l	0.2	TRC	0.44	DIS	0.34	DIS	0.15	DIS	0.03	TRC	0.08	TRC	0.28	TRC	<0.02500	---	<0.02500	---	---
Barium	mg/l	---	---	---	---	---	---	---	---	98	TRC	---	---	98	TRC	0.0112	---	---	---	---
Beryllium	mg/l	---	---	---	---	---	---	---	---	1.867	TRC	0.084	TRC	1.867	TRC	<0.00200	---	<0.00200	---	---
Boron	mg/l	---	---	---	---	---	---	---	---	186.667	TRC	---	---	186.667	TRC	---	---	<0.0400	---	---
Cadmium	mg/l	0.05	---	0.043418	DIS	0.014982	DIS	0.000889	DIS	0.7	TRC	0.084	TRC	0.7	TRC	0.000038 j	---	<0.002000	---	---
Calcium	mg/l	---	---	---	---	---	---	---	---	---	---	---	---	---	---	---	---	67.2	---	---
Chromium	mg/l	1	---	---	---	---	---	---	---	---	---	---	---	---	---	---	---	<0.00600	---	---
Chromium, Hexavalent‡	mg/l	---	---	0.034	DIS	0.016	DIS	0.011	DIS	2.8	TRC	0.15	TRC	2.8	TRC	---	---	<0.00600	---	---
Chromium, Trivalent‡	mg/l	---	---	3.28941	TRC	0.9804	TRC	0.12753	TRC	1400	TRC	75	TRC	1400	TRC	---	---	<0.00600	---	---
Cobalt	mg/l	---	---	---	---	---	---	---	---	---	---	---	---	---	---	<0.00600	---	---	---	---
Copper	mg/l	0.5	TRC	0.04343	DIS	0.02509	DIS	0.01578	DIS	1.3	TRC	---	---	1.3	TRC	0.00921	---	0.02500	---	---
Iron	mg/l	---	---	---	---	---	---	1	DIS	---	---	---	---	---	---	<0.0600	---	---	---	---
Lead	mg/l	0.1	TRC	0.27817	DIS	0.131806	DIS	0.005136	DIS	0.015	TRC	---	---	0.015	TRC	0.000188 j	---	0.003630	---	---
Magnesium	mg/l	---	---	---	---	---	---	---	---	---	---	---	---	---	---	---	---	6.46	---	---
Manganese	mg/l	---	---	---	---	---	---	---	---	130.66701	---	---	---	130.66701	---	0.00980	---	0.08610	---	---
Mercury	mg/l	0.01	TRC	0.005	DIS	0.0024	DIS	0.00001	DIS	0.28	TRC	---	---	0.28	TRC	---	<0.00020	---	---	AZ Aquatic and Wildlife - Warm Water Chronic*
Molybdenum	mg/l	---	---	---	---	---	---	---	---	---	---	---	---	---	---	<0.00800	---	---	---	---
Nickel	mg/l	---	---	7.28451	DIS	0.82025	DIS	0.0911	DIS	28	TRC	0.511	TRC	28	TRC	0.00102	---	<0.01000	---	---
Potassium	mg/l	---	---	---	---	---	---	---	---	---	---	---	---	---	---	---	---	2.44	---	---
Selenium	mg/l	0.05	TRC	0.033	TRC	---	---	0.002	TRC	4.667	TRC	0.667	TRC	4.667	TRC	---	---	0.00021 jd	---	---
Silver	mg/l	---	---	0.010056	DIS	0.010056	DIS	---	---	4.667	TRC	8	TRC	4.667	TRC	<0.000100	---	<0.005000	---	---

Station Name	QC 27.3 C
Sample ID	RESE-1002054
Sample Date	2/17/2009 1:00:00 PM
Basin	Upper Queen Creek Watershed
Sub-basin	unknown
QC Type	Original data

Surface Water Hydrochemical Data

MONTGOMERY & ASSOCIATES

Parameters and Constituents		Standards														Results				
Name	Units	AZ Agricultural Livestock Watering		AZ Aquatic and Wildlife - Ephemeral Acute		AZ Aquatic and Wildlife - Warm Water Acute		AZ Aquatic and Wildlife - Warm Water Chronic		AZ Full Body Contact		AZ Fish Consumption		AZ Partial Body Contact		Dissolved Results	Total Results	Total Recoverable Results	Field Results	Use Exceeded
		Standard	Fraction	Standard	Fraction	Standard	Fraction	Standard	Fraction	Standard	Fraction	Standard	Fraction	Standard	Fraction					
Metals																				
Sodium	mg/l	---	---	---	---	---	---	---	---	---	---	---	---	---	---	---	---	4.45	---	---
Strontium	mg/l	---	---	---	---	---	---	---	---	---	---	---	---	---	---	0.0504	---	---	---	---
Thallium	mg/l	---	---	---	---	0.7	DIS	0.15	DIS	0.075	TRC	0.001	TRC	0.075	TRC	<0.00100	---	<0.00100	---	AZ Fish Consumption*
Zinc	mg/l	25	TRC	1.9497	DIS	0.2055	DIS	0.2055	DIS	280	TRC	5.106	TRC	280	TRC	<0.0100	---	0.0130	---	---
Other																				
Dissolved Organic Carbon	mg/l	---	---	---	---	---	---	---	---	---	---	---	---	---	---	---	---	---	9.70	---
Mercury, Low Level	ng/l	---	---	---	---	---	---	---	---	---	---	---	---	---	---	0.77	---	---	---	---
Stable Isotopes																				
Delta Deuterium	per mil	---	---	---	---	---	---	---	---	---	---	---	---	---	---	---	-47.0	---	---	---
Delta Oxygen-18	per mil	---	---	---	---	---	---	---	---	---	---	---	---	---	---	---	-7.80	---	---	---
Delta Oxygen-18 of Sulfate	per mil	---	---	---	---	---	---	---	---	---	---	---	---	---	---	---	5.3	---	---	---
Delta Sulfur-34	per mil	---	---	---	---	---	---	---	---	---	---	---	---	---	---	---	0.8	---	---	---

The hardness value used for calculation of hardness-dependent standards is the hardness of the sample itself, not the hardness of a receiving water.
* Detection limit exceeds standard
‡ For comparison only - no analysis exists

Station Name	QC 27.3 C
Sample ID	RESE-1002079
Sample Date	5/7/2009 9:00:00 AM
Basin	Upper Queen Creek Watershed
Sub-basin	unknown
QC Type	Original data

Surface Water Hydrochemical Data

MONTGOMERY & ASSOCIATES

Parameters and Constituents		Standards														Results				
Name	Units	AZ Agricultural Livestock Watering		AZ Aquatic and Wildlife - Ephemeral Acute		AZ Aquatic and Wildlife - Warm Water Acute		AZ Aquatic and Wildlife - Warm Water Chronic		AZ Full Body Contact		AZ Fish Consumption		AZ Partial Body Contact		Dissolved Results	Total Results	Total Recoverable Results	Field Results	Use Exceeded
		Standard	Fraction	Standard	Fraction	Standard	Fraction	Standard	Fraction	Standard	Fraction	Standard	Fraction	Standard	Fraction					
Field Parameters																				
Dissolved oxygen	mg/l	---	---	---	---	6	---	6	---	---	---	---	---	---	---	---	---	---	1.15	AZ Aquatic and Wildlife - Warm Water Acute† AZ Aquatic and Wildlife - Warm Water Chronic†
Flow Rate	gallons/minute	---	---	---	---	---	---	---	---	---	---	---	---	---	---	---	---	---	0.00	---
pH (Field)	s.u.	6.5 - 9	---	6.5 - 9	---	6.5 - 9	---	6.5 - 9	---	6.5 - 9	---	---	---	6.5 - 9	---	---	---	---	7.76	---
Specific Conductance (Field)	uS/cm	---	---	---	---	---	---	---	---	---	---	---	---	---	---	---	---	---	503	---
Temperature (Field)	Deg C	---	---	---	---	---	---	---	---	---	---	---	---	---	---	---	---	---	14.40	---
Turbidity (Field)	NTUs	---	---	---	---	---	---	---	---	---	---	---	---	---	---	---	---	---	4.14	---
Inorganics																				
Alkalinity (as CaCO3)	mg/l	---	---	---	---	---	---	---	---	---	---	---	---	---	---	---	198.0	---	---	---
Bicarbonate (Calculated by M&A)	mg/l	---	---	---	---	---	---	---	---	---	---	---	---	---	---	---	241.6	---	---	---
Bicarbonate Alkalinity (as CaCO3)	mg/l	---	---	---	---	---	---	---	---	---	---	---	---	---	---	---	198.0	---	---	---
Bromide	mg/l	---	---	---	---	---	---	---	---	---	---	---	---	---	---	---	0.541	---	---	---
Carbonate (Calculated by M&A)	mg/l	---	---	---	---	---	---	---	---	---	---	---	---	---	---	---	--	---	---	---
Carbonate Alkalinity (as CaCO3)	mg/l	---	---	---	---	---	---	---	---	---	---	---	---	---	---	---	<1.00	---	---	---
Chloride	mg/l	---	---	---	---	---	---	---	---	---	---	---	---	---	---	---	43.00	---	---	---
Fluoride	mg/l	---	---	---	---	---	---	---	---	140	---	---	---	140	---	---	0.131	---	---	---
Hardness (as CaCO3)	mg/l	---	---	---	---	---	---	---	---	---	---	---	---	---	---	272	---	---	---	---
Silica	mg/l	---	---	---	---	---	---	---	---	---	---	---	---	---	---	21.90	---	---	---	---
Sulfate	mg/l	---	---	---	---	---	---	---	---	---	---	---	---	---	---	---	42.20	---	---	---
Lab Parameters																				
Total Dissolved Solids (Laboratory)	mg/l	---	---	---	---	---	---	---	---	---	---	---	---	---	---	---	321	---	---	---
Total Suspended Solids	mg/l	---	---	---	---	---	---	---	---	---	---	---	---	---	---	---	5.00	---	---	---
Metals																				
Aluminum	mg/l	---	---	---	---	---	---	---	---	---	---	---	---	---	---	<0.0800	---	---	---	---
Antimony	mg/l	---	---	---	---	0.088	DIS	0.03	DIS	0.747	TRC	0.64	TRC	0.747	TRC	<0.00300	---	<0.00300	---	---
Arsenic	mg/l	0.2	TRC	0.44	DIS	0.34	DIS	0.15	DIS	0.03	TRC	0.08	TRC	0.28	TRC	<0.02500	---	<0.02500	---	---
Barium	mg/l	---	---	---	---	---	---	---	---	98	TRC	---	---	98	TRC	0.0475	---	---	---	---
Beryllium	mg/l	---	---	---	---	---	---	---	---	1.867	TRC	0.084	TRC	1.867	TRC	<0.00200	---	<0.00200	---	---
Boron	mg/l	---	---	---	---	---	---	---	---	186.667	TRC	---	---	186.667	TRC	---	---	0.0480	---	---
Cadmium	mg/l	0.05	---	0.060272	DIS	0.020798	DIS	0.001124	DIS	0.7	TRC	0.084	TRC	0.7	TRC	<0.000024	---	<0.002000	---	---
Calcium	mg/l	---	---	---	---	---	---	---	---	---	---	---	---	---	---	---	---	69.6	---	---
Chromium	mg/l	1	---	---	---	---	---	---	---	---	---	---	---	---	---	---	---	<0.00600	---	---
Chromium, Hexavalent‡	mg/l	---	---	0.034	DIS	0.016	DIS	0.011	DIS	2.8	TRC	0.15	TRC	2.8	TRC	---	---	<0.00600	---	---
Chromium, Trivalent‡	mg/l	---	---	4.3383	TRC	1.29302	TRC	0.1682	TRC	1400	TRC	75	TRC	1400	TRC	---	---	<0.00600	---	---
Cobalt	mg/l	---	---	---	---	---	---	---	---	---	---	---	---	---	---	<0.00600	---	---	---	---
Copper	mg/l	0.5	TRC	0.05971	DIS	0.0345	DIS	0.02106	DIS	1.3	TRC	---	---	1.3	TRC	0.00250	---	<0.01000	---	---
Iron	mg/l	---	---	---	---	---	---	1	DIS	---	---	---	---	---	---	<0.0600	---	---	---	---
Lead	mg/l	0.1	TRC	0.397378	DIS	0.188291	DIS	0.007337	DIS	0.015	TRC	---	---	0.015	TRC	<0.000053	---	<0.003000	---	---
Magnesium	mg/l	---	---	---	---	---	---	---	---	---	---	---	---	---	---	---	---	23.70	---	---
Manganese	mg/l	---	---	---	---	---	---	---	---	130.66701	---	---	---	130.66701	---	0.44400	---	0.54300	---	---
Mercury	mg/l	0.01	TRC	0.005	DIS	0.0024	DIS	0.00001	DIS	0.28	TRC	---	---	0.28	TRC	---	<0.00020	---	---	AZ Aquatic and Wildlife - Warm Water Chronic*
Molybdenum	mg/l	---	---	---	---	---	---	---	---	---	---	---	---	---	---	0.01190	---	---	---	---
Nickel	mg/l	---	---	9.6954	DIS	1.09172	DIS	0.12126	DIS	28	TRC	0.511	TRC	28	TRC	0.00218	---	<0.01000	---	---
Potassium	mg/l	---	---	---	---	---	---	---	---	---	---	---	---	---	---	---	---	4.50	---	---
Selenium	mg/l	0.05	TRC	0.033	TRC	---	---	0.002	TRC	4.667	TRC	0.667	TRC	4.667	TRC	---	---	0.00056 jd	---	---
Silver	mg/l	---	---	0.017984	DIS	0.017984	DIS	---	---	4.667	TRC	8	TRC	4.667	TRC	<0.000100	---	<0.005000	---	---

Station Name	QC 27.3 C
Sample ID	RESE-1002079
Sample Date	5/7/2009 9:00:00 AM
Basin	Upper Queen Creek Watershed
Sub-basin	unknown
QC Type	Original data

Surface Water Hydrochemical Data

MONTGOMERY & ASSOCIATES

Parameters and Constituents		Standards														Results				
Name	Units	AZ Agricultural Livestock Watering		AZ Aquatic and Wildlife - Ephemeral Acute		AZ Aquatic and Wildlife - Warm Water Acute		AZ Aquatic and Wildlife - Warm Water Chronic		AZ Full Body Contact		AZ Fish Consumption		AZ Partial Body Contact		Dissolved Results	Total Results	Total Recoverable Results	Field Results	Use Exceeded
		Standard	Fraction	Standard	Fraction	Standard	Fraction	Standard	Fraction	Standard	Fraction	Standard	Fraction	Standard	Fraction					
Metals																				
Sodium	mg/l	---	---	---	---	---	---	---	---	---	---	---	---	---	---	---	---	13.80	---	---
Strontium	mg/l	---	---	---	---	---	---	---	---	---	---	---	---	---	---	0.2310	---	---	---	---
Thallium	mg/l	---	---	---	---	0.7	DIS	0.15	DIS	0.075	TRC	0.001	TRC	0.075	TRC	<0.00100	---	<0.00100	---	AZ Fish Consumption*
Zinc	mg/l	25	TRC	2.5961	DIS	0.2736	DIS	0.2736	DIS	280	TRC	5.106	TRC	280	TRC	<0.0100	---	<0.0100	---	---
Other																				
Dissolved Organic Carbon	mg/l	---	---	---	---	---	---	---	---	---	---	---	---	---	---	---	---	---	10.30	---
Mercury, Low Level	ng/l	---	---	---	---	---	---	---	---	---	---	---	---	---	---	1.40	---	---	---	---
Radiogenic Isotopes																				
Tritium	TU	---	---	---	---	---	---	---	---	---	---	---	---	---	---	---	5.80	---	---	---
Stable Isotopes																				
Delta Deuterium	per mil	---	---	---	---	---	---	---	---	---	---	---	---	---	---	---	-24.0	---	---	---
Delta Oxygen-18	per mil	---	---	---	---	---	---	---	---	---	---	---	---	---	---	---	-0.50	---	---	---
Delta Oxygen-18 of Sulfate	per mil	---	---	---	---	---	---	---	---	---	---	---	---	---	---	---	9.1	---	---	---
Delta Sulfur-34	per mil	---	---	---	---	---	---	---	---	---	---	---	---	---	---	---	8.9	---	---	---

The hardness value used for calculation of hardness-dependent standards is the hardness of the sample itself, not the hardness of a receiving water.
* Detection limit exceeds standard
† Exceedance is considered less than regulatory limit
‡ For comparison only - no analysis exists

Station Name	QC 27.3 C
Sample ID	RESE-1002146
Sample Date	11/3/2010 12:30:00 PM
Basin	Upper Queen Creek Watershed
Sub-basin	unknown
QC Type	Original data

Surface Water Hydrochemical Data

MONTGOMERY & ASSOCIATES

Parameters and Constituents		Standards														Results				
Name	Units	AZ Agricultural Livestock Watering		AZ Aquatic and Wildlife - Ephemeral Acute		AZ Aquatic and Wildlife - Warm Water Acute		AZ Aquatic and Wildlife - Warm Water Chronic		AZ Full Body Contact		AZ Fish Consumption		AZ Partial Body Contact		Dissolved Results	Total Results	Total Recoverable Results	Field Results	Use Exceeded
		Standard	Fraction	Standard	Fraction	Standard	Fraction	Standard	Fraction	Standard	Fraction	Standard	Fraction	Standard	Fraction					
Field Parameters																				
Dissolved oxygen	mg/l	---	---	---	---	6	---	6	---	---	---	---	---	---	---	---	---	---	9.46	---
Flow Rate	gallons/minute	---	---	---	---	---	---	---	---	---	---	---	---	---	---	---	---	---	0.00	---
pH (Field)	s.u.	6.5 - 9	---	6.5 - 9	---	6.5 - 9	---	6.5 - 9	---	6.5 - 9	---	---	---	6.5 - 9	---	---	---	---	8.53	---
Specific Conductance (Field)	uS/cm	---	---	---	---	---	---	---	---	---	---	---	---	---	---	---	---	---	267	---
Temperature (Field)	Deg C	---	---	---	---	---	---	---	---	---	---	---	---	---	---	---	---	---	13.80	---
Turbidity (Field)	NTUs	---	---	---	---	---	---	---	---	---	---	---	---	---	---	---	---	---	10.49	---
Inorganics																				
Alkalinity (as CaCO3)	mg/l	---	---	---	---	---	---	---	---	---	---	---	---	---	---	---	113.0	---	---	---
Bicarbonate (Calculated by M&A)	mg/l	---	---	---	---	---	---	---	---	---	---	---	---	---	---	---	137.9	---	---	---
Bicarbonate Alkalinity (as CaCO3)	mg/l	---	---	---	---	---	---	---	---	---	---	---	---	---	---	---	113.0	---	---	---
Bromide	mg/l	---	---	---	---	---	---	---	---	---	---	---	---	---	---	---	0.183	---	---	---
Carbonate (Calculated by M&A)	mg/l	---	---	---	---	---	---	---	---	---	---	---	---	---	---	---	--	---	---	---
Carbonate Alkalinity (as CaCO3)	mg/l	---	---	---	---	---	---	---	---	---	---	---	---	---	---	---	<1.00	---	---	---
Chloride	mg/l	---	---	---	---	---	---	---	---	---	---	---	---	---	---	---	13.60	---	---	---
Fluoride	mg/l	---	---	---	---	---	---	---	---	140	---	---	---	140	---	---	0.105	---	---	---
Hardness (as CaCO3)	mg/l	---	---	---	---	---	---	---	---	---	---	---	---	---	---	---	---	124	---	---
Silica	mg/l	---	---	---	---	---	---	---	---	---	---	---	---	---	---	16.40	---	---	---	---
Sulfate	mg/l	---	---	---	---	---	---	---	---	---	---	---	---	---	---	---	12.10	---	---	---
Lab Parameters																				
Total Dissolved Solids (Laboratory)	mg/l	---	---	---	---	---	---	---	---	---	---	---	---	---	---	---	175	---	---	---
Total Suspended Solids	mg/l	---	---	---	---	---	---	---	---	---	---	---	---	---	---	---	5.00	---	---	---
Metals																				
Aluminum	mg/l	---	---	---	---	---	---	---	---	---	---	---	---	---	---	<0.0800	---	---	---	---
Antimony	mg/l	---	---	---	---	0.088	DIS	0.03	DIS	0.747	TRC	0.64	TRC	0.747	TRC	<0.00300	---	<0.00300	---	---
Arsenic	mg/l	0.2	TRC	0.44	DIS	0.34	DIS	0.15	DIS	0.03	TRC	0.08	TRC	0.28	TRC	<0.02500	---	<0.02500	---	---
Barium	mg/l	---	---	---	---	---	---	---	---	98	TRC	---	---	98	TRC	0.0207	---	---	---	---
Beryllium	mg/l	---	---	---	---	---	---	---	---	1.867	TRC	0.084	TRC	1.867	TRC	---	---	<0.00200	---	---
Boron	mg/l	---	---	---	---	---	---	---	---	186.667	TRC	---	---	186.667	TRC	---	---	<0.0400	---	---
Cadmium	mg/l	0.05	---	0.028109	DIS	0.0097	DIS	0.000652	DIS	0.7	TRC	0.084	TRC	0.7	TRC	<0.000024	---	<0.002000	---	---
Calcium	mg/l	---	---	---	---	---	---	---	---	---	---	---	---	---	---	---	---	35.9	---	---
Chromium	mg/l	1	---	---	---	---	---	---	---	---	---	---	---	---	---	---	---	<0.00600	---	---
Chromium, Hexavalent‡	mg/l	---	---	0.034	DIS	0.016	DIS	0.011	DIS	2.8	TRC	0.15	TRC	2.8	TRC	---	---	<0.00600	---	---
Chromium, Trivalent‡	mg/l	---	---	2.27992	TRC	0.67953	TRC	0.08839	TRC	1400	TRC	75	TRC	1400	TRC	---	---	<0.00600	---	---
Cobalt	mg/l	---	---	---	---	---	---	---	---	---	---	---	---	---	---	<0.00600	---	---	---	---
Copper	mg/l	0.5	TRC	0.02849	DIS	0.01646	DIS	0.01076	DIS	1.3	TRC	---	---	1.3	TRC	0.00903	---	0.01000	---	---
Iron	mg/l	---	---	---	---	---	---	1	DIS	---	---	---	---	---	---	<0.0600	---	---	---	---
Lead	mg/l	0.1	TRC	0.172127	DIS	0.081559	DIS	0.003178	DIS	0.015	TRC	---	---	0.015	TRC	<0.000019	---	<0.003000	---	---
Magnesium	mg/l	---	---	---	---	---	---	---	---	---	---	---	---	---	---	---	---	8.44	---	---
Manganese	mg/l	---	---	---	---	---	---	---	---	130.66701	---	---	---	130.66701	---	<0.00400	---	0.01560	---	---
Mercury	mg/l	0.01	TRC	0.005	DIS	0.0024	DIS	0.00001	DIS	0.28	TRC	---	---	0.28	TRC	---	<0.00020	---	---	AZ Aquatic and Wildlife - Warm Water Chronic*
Molybdenum	mg/l	---	---	---	---	---	---	---	---	---	---	---	---	---	---	<0.00800	---	---	---	---
Nickel	mg/l	---	---	4.98833	DIS	0.56169	DIS	0.06239	DIS	28	TRC	0.511	TRC	28	TRC	0.00152	---	<0.01000	---	---
Potassium	mg/l	---	---	---	---	---	---	---	---	---	---	---	---	---	---	---	---	3.06	---	---
Selenium	mg/l	0.05	TRC	0.033	TRC	---	---	0.002	TRC	4.667	TRC	0.667	TRC	4.667	TRC	---	---	0.00051 jd	---	---
Silver	mg/l	---	---	0.004657	DIS	0.004657	DIS	---	---	4.667	TRC	8	TRC	4.667	TRC	<0.000100	---	<0.005000	---	---

Station Name	QC 27.3 C
Sample ID	RESE-1002146
Sample Date	11/3/2010 12:30:00 PM
Basin	Upper Queen Creek Watershed
Sub-basin	unknown
QC Type	Original data

Surface Water Hydrochemical Data

MONTGOMERY & ASSOCIATES

Parameters and Constituents		Standards														Results				
Name	Units	AZ Agricultural Livestock Watering		AZ Aquatic and Wildlife - Ephemeral Acute		AZ Aquatic and Wildlife - Warm Water Acute		AZ Aquatic and Wildlife - Warm Water Chronic		AZ Full Body Contact		AZ Fish Consumption		AZ Partial Body Contact		Dissolved Results	Total Results	Total Recoverable Results	Field Results	Use Exceeded
		Standard	Fraction	Standard	Fraction	Standard	Fraction	Standard	Fraction	Standard	Fraction	Standard	Fraction	Standard	Fraction					
Metals																				
Sodium	mg/l	---	---	---	---	---	---	---	---	---	---	---	---	---	---	---	---	5.58	---	---
Strontium	mg/l	---	---	---	---	---	---	---	---	---	---	---	---	---	---	0.0998	---	---	---	---
Thallium	mg/l	---	---	---	---	0.7	DIS	0.15	DIS	0.075	TRC	0.001	TRC	0.075	TRC	<0.00100	---	<0.00100	---	AZ Fish Consumption*
Zinc	mg/l	25	TRC	1.3343	DIS	0.1406	DIS	0.1406	DIS	280	TRC	5.106	TRC	280	TRC	<0.0100	---	<0.0100	---	---
Other																				
Dissolved Organic Carbon	mg/l	---	---	---	---	---	---	---	---	---	---	---	---	---	---	7.61	---	---	---	---

The hardness value used for calculation of hardness-dependent standards is the hardness of the sample itself, not the hardness of a receiving water.
* Detection limit exceeds standard
‡ For comparison only - no analysis exists

Station Name	QC 27.3 C
Sample ID	RESE-1002175
Sample Date	8/19/2011 8:00:00 AM
Basin	Upper Queen Creek Watershed
Sub-basin	unknown
QC Type	Original data

Surface Water Hydrochemical Data

MONTGOMERY & ASSOCIATES

Parameters and Constituents		Standards														Results				
Name	Units	AZ Agricultural Livestock Watering		AZ Aquatic and Wildlife - Ephemeral Acute		AZ Aquatic and Wildlife - Warm Water Acute		AZ Aquatic and Wildlife - Warm Water Chronic		AZ Full Body Contact		AZ Fish Consumption		AZ Partial Body Contact		Dissolved Results	Total Results	Total Recoverable Results	Field Results	Use Exceeded
		Standard	Fraction	Standard	Fraction	Standard	Fraction	Standard	Fraction	Standard	Fraction	Standard	Fraction	Standard	Fraction					
Field Parameters																				
Dissolved oxygen	mg/l	---	---	---	---	6	---	6	---	---	---	---	---	---	---	---	---	---	5.76	AZ Aquatic and Wildlife - Warm Water Acute† AZ Aquatic and Wildlife - Warm Water Chronic†
Flow Rate	gallons/minute	---	---	---	---	---	---	---	---	---	---	---	---	---	---	---	---	---	5.00 j	---
pH (Field)	s.u.	6.5 - 9	---	6.5 - 9	---	6.5 - 9	---	6.5 - 9	---	6.5 - 9	---	---	---	6.5 - 9	---	---	---	---	7.32	---
Specific Conductance (Field)	uS/cm	---	---	---	---	---	---	---	---	---	---	---	---	---	---	---	---	---	261	---
Temperature (Field)	Deg C	---	---	---	---	---	---	---	---	---	---	---	---	---	---	---	---	---	23.70	---
Turbidity (Field)	NTUs	---	---	---	---	---	---	---	---	---	---	---	---	---	---	---	---	---	6.49	---
Inorganics																				
Alkalinity (as CaCO3)	mg/l	---	---	---	---	---	---	---	---	---	---	---	---	---	---	---	135.0	---	---	---
Bicarbonate (Calculated by M&A)	mg/l	---	---	---	---	---	---	---	---	---	---	---	---	---	---	---	164.7	---	---	---
Bicarbonate Alkalinity (as CaCO3)	mg/l	---	---	---	---	---	---	---	---	---	---	---	---	---	---	---	135.0	---	---	---
Bromide	mg/l	---	---	---	---	---	---	---	---	---	---	---	---	---	---	---	<0.100	---	---	---
Carbonate (Calculated by M&A)	mg/l	---	---	---	---	---	---	---	---	---	---	---	---	---	---	---	--	---	---	---
Carbonate Alkalinity (as CaCO3)	mg/l	---	---	---	---	---	---	---	---	---	---	---	---	---	---	---	<1.00	---	---	---
Chloride	mg/l	---	---	---	---	---	---	---	---	---	---	---	---	---	---	---	3.99	---	---	---
Fluoride	mg/l	---	---	---	---	---	---	---	---	140	---	---	---	140	---	---	0.130	---	---	---
Hardness (as CaCO3)	mg/l	---	---	---	---	---	---	---	---	---	---	---	---	---	---	---	---	136	---	---
Silica	mg/l	---	---	---	---	---	---	---	---	---	---	---	---	---	---	28.50	---	---	---	---
Sulfate	mg/l	---	---	---	---	---	---	---	---	---	---	---	---	---	---	---	8.62	---	---	---
Lab Parameters																				
Total Dissolved Solids (Laboratory)	mg/l	---	---	---	---	---	---	---	---	---	---	---	---	---	---	---	193	---	---	---
Total Suspended Solids	mg/l	---	---	---	---	---	---	---	---	---	---	---	---	---	---	---	<5.00	---	---	---
Metals																				
Aluminum	mg/l	---	---	---	---	---	---	---	---	---	---	---	---	---	---	<0.0800	---	---	---	---
Antimony	mg/l	---	---	---	---	0.088	DIS	0.03	DIS	0.747	TRC	0.64	TRC	0.747	TRC	<0.00300	---	<0.00300	---	---
Arsenic	mg/l	0.2	TRC	0.44	DIS	0.34	DIS	0.15	DIS	0.03	TRC	0.08	TRC	0.28	TRC	<0.02500	---	<0.02500	---	---
Barium	mg/l	---	---	---	---	---	---	---	---	98	TRC	---	---	98	TRC	---	---	0.0227	---	---
Beryllium	mg/l	---	---	---	---	---	---	---	---	1.867	TRC	0.084	TRC	1.867	TRC	---	---	<0.00200	---	---
Boron	mg/l	---	---	---	---	---	---	---	---	186.667	TRC	---	---	186.667	TRC	---	---	<0.0400	---	---
Cadmium	mg/l	0.05	---	0.030749	DIS	0.010611	DIS	0.000695	DIS	0.7	TRC	0.084	TRC	0.7	TRC	0.000030 j	---	<0.002000	---	---
Calcium	mg/l	---	---	---	---	---	---	---	---	---	---	---	---	---	---	---	---	40.4	---	---
Chromium	mg/l	1	---	---	---	---	---	---	---	---	---	---	---	---	---	---	---	<0.00600	---	---
Chromium, Hexavalent‡	mg/l	---	---	0.034	DIS	0.016	DIS	0.011	DIS	2.8	TRC	0.15	TRC	2.8	TRC	---	---	<0.00600	---	---
Chromium, Trivalent‡	mg/l	---	---	2.4591	TRC	0.73293	TRC	0.09534	TRC	1400	TRC	75	TRC	1400	TRC	---	---	<0.00600	---	---
Cobalt	mg/l	---	---	---	---	---	---	---	---	---	---	---	---	---	---	<0.00600	---	---	---	---
Copper	mg/l	0.5	TRC	0.03108	DIS	0.01796	DIS	0.01165	DIS	1.3	TRC	---	---	1.3	TRC	0.00827	---	0.01100	---	---
Iron	mg/l	---	---	---	---	---	---	1	DIS	---	---	---	---	---	---	0.0980	---	---	---	---
Lead	mg/l	0.1	TRC	0.190175	DIS	0.090111	DIS	0.003512	DIS	0.015	TRC	---	---	0.015	TRC	0.000127 j	---	<0.003000	---	---
Magnesium	mg/l	---	---	---	---	---	---	---	---	---	---	---	---	---	---	---	---	8.57	---	---
Manganese	mg/l	---	---	---	---	---	---	---	---	130.66701	---	---	---	130.66701	---	0.29300	---	0.30700	---	---
Mercury	mg/l	0.01	TRC	0.005	DIS	0.0024	DIS	0.00001	DIS	0.28	TRC	---	---	0.28	TRC	---	<0.00020	---	---	AZ Aquatic and Wildlife - Warm Water Chronic*
Molybdenum	mg/l	---	---	---	---	---	---	---	---	---	---	---	---	---	---	0.00800	---	---	---	---
Nickel	mg/l	---	---	5.39379	DIS	0.60735	DIS	0.06746	DIS	28	TRC	0.511	TRC	28	TRC	0.00265	---	<0.01000	---	---
Potassium	mg/l	---	---	---	---	---	---	---	---	---	---	---	---	---	---	---	---	3.39	---	---
Selenium	mg/l	0.05	TRC	0.033	TRC	---	---	0.002	TRC	4.667	TRC	0.667	TRC	4.667	TRC	---	---	<0.00070	---	---
Silver	mg/l	---	---	0.005459	DIS	0.005459	DIS	---	---	4.667	TRC	8	TRC	4.667	TRC	<0.000100	---	<0.005000	---	---

Station Name	QC 27.3 C
Sample ID	RESE-1002175
Sample Date	8/19/2011 8:00:00 AM
Basin	Upper Queen Creek Watershed
Sub-basin	unknown
QC Type	Original data

Surface Water Hydrochemical Data

MONTGOMERY & ASSOCIATES

Parameters and Constituents		Standards														Results				
Name	Units	AZ Agricultural Livestock Watering		AZ Aquatic and Wildlife - Ephemeral Acute		AZ Aquatic and Wildlife - Warm Water Acute		AZ Aquatic and Wildlife - Warm Water Chronic		AZ Full Body Contact		AZ Fish Consumption		AZ Partial Body Contact		Dissolved Results	Total Results	Total Recoverable Results	Field Results	Use Exceeded
		Standard	Fraction	Standard	Fraction	Standard	Fraction	Standard	Fraction	Standard	Fraction	Standard	Fraction	Standard	Fraction					
Metals																				
Sodium	mg/l	---	---	---	---	---	---	---	---	---	---	---	---	---	---	---	---	6.43	---	---
Thallium	mg/l	---	---	---	---	0.7	DIS	0.15	DIS	0.075	TRC	0.001	TRC	0.075	TRC	<0.00100	---	<0.00100	---	AZ Fish Consumption*
Zinc	mg/l	25	TRC	1.443	DIS	0.1521	DIS	0.1521	DIS	280	TRC	5.106	TRC	280	TRC	<0.0100	---	<0.0100	---	---

The hardness value used for calculation of hardness-dependent standards is the hardness of the sample itself, not the hardness of a receiving water.
* Detection limit exceeds standard
† Exceedance is considered less than regulatory limit
‡ For comparison only - no analysis exists

Station Name	QC 27.3 C
Sample ID	RESE-1002197
Sample Date	12/1/2011 9:00:00 AM
Basin	Upper Queen Creek Watershed
Sub-basin	unknown
QC Type	Original data

Surface Water Hydrochemical Data

MONTGOMERY & ASSOCIATES

Parameters and Constituents		Standards														Results				
Name	Units	AZ Agricultural Livestock Watering		AZ Aquatic and Wildlife - Ephemeral Acute		AZ Aquatic and Wildlife - Warm Water Acute		AZ Aquatic and Wildlife - Warm Water Chronic		AZ Full Body Contact		AZ Fish Consumption		AZ Partial Body Contact		Dissolved Results	Total Results	Total Recoverable Results	Field Results	Use Exceeded
		Standard	Fraction	Standard	Fraction	Standard	Fraction	Standard	Fraction	Standard	Fraction	Standard	Fraction	Standard	Fraction					
Field Parameters																				
Dissolved oxygen	mg/l	---	---	---	---	6	---	6	---	---	---	---	---	---	---	---	---	---	9.08	---
Flow Rate	gallons/minute	---	---	---	---	---	---	---	---	---	---	---	---	---	---	---	---	---	0.00 j	---
pH (Field)	s.u.	6.5 - 9	---	6.5 - 9	---	6.5 - 9	---	6.5 - 9	---	6.5 - 9	---	---	---	6.5 - 9	---	---	---	---	8.40	---
Specific Conductance (Field)	uS/cm	---	---	---	---	---	---	---	---	---	---	---	---	---	---	---	---	---	287	---
Temperature (Field)	Deg C	---	---	---	---	---	---	---	---	---	---	---	---	---	---	---	---	---	8.00	---
Turbidity (Field)	NTUs	---	---	---	---	---	---	---	---	---	---	---	---	---	---	---	---	---	3.84	---
Inorganics																				
Alkalinity (as CaCO3)	mg/l	---	---	---	---	---	---	---	---	---	---	---	---	---	---	---	127.0	---	---	---
Bicarbonate (Calculated by M&A)	mg/l	---	---	---	---	---	---	---	---	---	---	---	---	---	---	---	154.9	---	---	---
Bicarbonate Alkalinity (as CaCO3)	mg/l	---	---	---	---	---	---	---	---	---	---	---	---	---	---	---	127.0	---	---	---
Bromide	mg/l	---	---	---	---	---	---	---	---	---	---	---	---	---	---	---	0.160	---	---	---
Carbonate (Calculated by M&A)	mg/l	---	---	---	---	---	---	---	---	---	---	---	---	---	---	---	--	---	---	---
Carbonate Alkalinity (as CaCO3)	mg/l	---	---	---	---	---	---	---	---	---	---	---	---	---	---	---	<1.00	---	---	---
Chloride	mg/l	---	---	---	---	---	---	---	---	---	---	---	---	---	---	---	15.60	---	---	---
Fluoride	mg/l	---	---	---	---	---	---	---	---	140	---	---	---	140	---	---	<0.100	---	---	---
Hardness (as CaCO3)	mg/l	---	---	---	---	---	---	---	---	---	---	---	---	---	---	---	---	145	---	---
Silica	mg/l	---	---	---	---	---	---	---	---	---	---	---	---	---	---	16.40	---	---	---	---
Sulfate	mg/l	---	---	---	---	---	---	---	---	---	---	---	---	---	---	---	15.40	---	---	---
Lab Parameters																				
Total Dissolved Solids (Laboratory)	mg/l	---	---	---	---	---	---	---	---	---	---	---	---	---	---	---	204	---	---	---
Total Suspended Solids	mg/l	---	---	---	---	---	---	---	---	---	---	---	---	---	---	---	<5.00	---	---	---
Metals																				
Aluminum	mg/l	---	---	---	---	---	---	---	---	---	---	---	---	---	---	<0.0800	---	---	---	---
Antimony	mg/l	---	---	---	---	0.088	DIS	0.03	DIS	0.747	TRC	0.64	TRC	0.747	TRC	<0.00300	---	<0.00300	---	---
Arsenic	mg/l	0.2	TRC	0.44	DIS	0.34	DIS	0.15	DIS	0.03	TRC	0.08	TRC	0.28	TRC	<0.02500	---	<0.02500	---	---
Barium	mg/l	---	---	---	---	---	---	---	---	98	TRC	---	---	98	TRC	---	---	0.0236	---	---
Beryllium	mg/l	---	---	---	---	---	---	---	---	1.867	TRC	0.084	TRC	1.867	TRC	---	---	<0.00200	---	---
Boron	mg/l	---	---	---	---	---	---	---	---	186.667	TRC	---	---	186.667	TRC	---	---	<0.0400	---	---
Cadmium	mg/l	0.05	---	0.032724	DIS	0.011292	DIS	0.000727	DIS	0.7	TRC	0.084	TRC	0.7	TRC	<0.000026	---	<0.002000	---	---
Calcium	mg/l	---	---	---	---	---	---	---	---	---	---	---	---	---	---	---	---	42.9	---	---
Chromium	mg/l	1	---	---	---	---	---	---	---	---	---	---	---	---	---	---	---	<0.00600	---	---
Chromium, Hexavalent‡	mg/l	---	---	0.034	DIS	0.016	DIS	0.011	DIS	2.8	TRC	0.15	TRC	2.8	TRC	---	---	<0.00600	---	---
Chromium, Trivalent‡	mg/l	---	---	2.5916	TRC	0.77242	TRC	0.10048	TRC	1400	TRC	75	TRC	1400	TRC	---	---	<0.00600	---	---
Cobalt	mg/l	---	---	---	---	---	---	---	---	---	---	---	---	---	---	<0.00600	---	---	---	---
Copper	mg/l	0.5	TRC	0.03301	DIS	0.01907	DIS	0.0123	DIS	1.3	TRC	---	---	1.3	TRC	0.00755	---	0.01000	---	---
Iron	mg/l	---	---	---	---	---	---	1	DIS	---	---	---	---	---	---	<0.0600	---	---	---	---
Lead	mg/l	0.1	TRC	0.203756	DIS	0.096547	DIS	0.003762	DIS	0.015	TRC	---	---	0.015	TRC	<0.000042	---	<0.003000	---	---
Magnesium	mg/l	---	---	---	---	---	---	---	---	---	---	---	---	---	---	---	---	9.19	---	---
Manganese	mg/l	---	---	---	---	---	---	---	---	130.66701	---	---	---	130.66701	---	<0.00400	---	<0.00400	---	---
Mercury	mg/l	0.01	TRC	0.005	DIS	0.0024	DIS	0.00001	DIS	0.28	TRC	---	---	0.28	TRC	---	<0.00020	---	---	AZ Aquatic and Wildlife - Warm Water Chronic*
Molybdenum	mg/l	---	---	---	---	---	---	---	---	---	---	---	---	---	---	0.00900	---	---	---	---
Nickel	mg/l	---	---	5.69426	DIS	0.64118	DIS	0.07122	DIS	28	TRC	0.511	TRC	28	TRC	0.00251	---	<0.01000	---	---
Potassium	mg/l	---	---	---	---	---	---	---	---	---	---	---	---	---	---	---	---	2.70	---	---
Selenium	mg/l	0.05	TRC	0.033	TRC	---	---	0.002	TRC	4.667	TRC	0.667	TRC	4.667	TRC	---	---	<0.00070	---	---
Silver	mg/l	---	---	0.006095	DIS	0.006095	DIS	---	---	4.667	TRC	8	TRC	4.667	TRC	<0.000100	---	<0.005000	---	---

Station Name	QC 27.3 C
Sample ID	RESE-1002197
Sample Date	12/1/2011 9:00:00 AM
Basin	Upper Queen Creek Watershed
Sub-basin	unknown
QC Type	Original data

Surface Water Hydrochemical Data

MONTGOMERY & ASSOCIATES

Parameters and Constituents		Standards														Results				
Name	Units	AZ Agricultural Livestock Watering		AZ Aquatic and Wildlife - Ephemeral Acute		AZ Aquatic and Wildlife - Warm Water Acute		AZ Aquatic and Wildlife - Warm Water Chronic		AZ Full Body Contact		AZ Fish Consumption		AZ Partial Body Contact		Dissolved Results	Total Results	Total Recoverable Results	Field Results	Use Exceeded
		Standard	Fraction	Standard	Fraction	Standard	Fraction	Standard	Fraction	Standard	Fraction	Standard	Fraction	Standard	Fraction					
Metals																				
Sodium	mg/l	---	---	---	---	---	---	---	---	---	---	---	---	---	---	---	---	5.41	---	---
Thallium	mg/l	---	---	---	---	0.7	DIS	0.15	DIS	0.075	TRC	0.001	TRC	0.075	TRC	<0.00100	---	<0.00100	---	AZ Fish Consumption*
Zinc	mg/l	25	TRC	1.5235	DIS	0.1605	DIS	0.1605	DIS	280	TRC	5.106	TRC	280	TRC	<0.0100	---	<0.0100	---	---

The hardness value used for calculation of hardness-dependent standards is the hardness of the sample itself, not the hardness of a receiving water.
* Detection limit exceeds standard
‡ For comparison only - no analysis exists

Station Name	QC 27.3 C
Sample ID	RESE-1002213
Sample Date	2/29/2012 9:50:00 AM
Basin	Upper Queen Creek Watershed
Sub-basin	unknown
QC Type	Original data

Surface Water Hydrochemical Data

MONTGOMERY & ASSOCIATES

Parameters and Constituents		Standards														Results				
Name	Units	AZ Agricultural Livestock Watering		AZ Aquatic and Wildlife - Ephemeral Acute		AZ Aquatic and Wildlife - Warm Water Acute		AZ Aquatic and Wildlife - Warm Water Chronic		AZ Full Body Contact		AZ Fish Consumption		AZ Partial Body Contact		Dissolved Results	Total Results	Total Recoverable Results	Field Results	Use Exceeded
		Standard	Fraction	Standard	Fraction	Standard	Fraction	Standard	Fraction	Standard	Fraction	Standard	Fraction	Standard	Fraction					
Field Parameters																				
Dissolved oxygen	mg/l	---	---	---	---	6	---	6	---	---	---	---	---	---	---	---	---	---	9.15	---
Flow Rate	gallons/minute	---	---	---	---	---	---	---	---	---	---	---	---	---	---	---	---	---	0.00	---
pH (Field)	s.u.	6.5 - 9	---	6.5 - 9	---	6.5 - 9	---	6.5 - 9	---	6.5 - 9	---	---	---	6.5 - 9	---	---	---	---	6.73	---
Specific Conductance (Field)	uS/cm	---	---	---	---	---	---	---	---	---	---	---	---	---	---	---	---	---	413	---
Temperature (Field)	Deg C	---	---	---	---	---	---	---	---	---	---	---	---	---	---	---	---	---	8.80	---
Turbidity (Field)	NTUs	---	---	---	---	---	---	---	---	---	---	---	---	---	---	---	---	---	1.09	---
Inorganics																				
Alkalinity (as CaCO3)	mg/l	---	---	---	---	---	---	---	---	---	---	---	---	---	---	---	174.0	---	---	---
Bicarbonate (Calculated by M&A)	mg/l	---	---	---	---	---	---	---	---	---	---	---	---	---	---	---	212.3	---	---	---
Bicarbonate Alkalinity (as CaCO3)	mg/l	---	---	---	---	---	---	---	---	---	---	---	---	---	---	---	174.0	---	---	---
Bromide	mg/l	---	---	---	---	---	---	---	---	---	---	---	---	---	---	---	0.120	---	---	---
Carbonate (Calculated by M&A)	mg/l	---	---	---	---	---	---	---	---	---	---	---	---	---	---	---	--	---	---	---
Carbonate Alkalinity (as CaCO3)	mg/l	---	---	---	---	---	---	---	---	---	---	---	---	---	---	---	<1.00	---	---	---
Chloride	mg/l	---	---	---	---	---	---	---	---	---	---	---	---	---	---	---	12.30	---	---	---
Fluoride	mg/l	---	---	---	---	---	---	---	---	140	---	---	---	140	---	---	0.140	---	---	---
Hardness (as CaCO3)	mg/l	---	---	---	---	---	---	---	---	---	---	---	---	---	---	---	---	197	---	---
Silica	mg/l	---	---	---	---	---	---	---	---	---	---	---	---	---	---	28.20	---	---	---	---
Sulfate	mg/l	---	---	---	---	---	---	---	---	---	---	---	---	---	---	---	31.10	---	---	---
Lab Parameters																				
Total Dissolved Solids (Laboratory)	mg/l	---	---	---	---	---	---	---	---	---	---	---	---	---	---	---	249	---	---	---
Total Suspended Solids	mg/l	---	---	---	---	---	---	---	---	---	---	---	---	---	---	---	6.00	---	---	---
Metals																				
Aluminum	mg/l	---	---	---	---	---	---	---	---	---	---	---	---	---	---	<0.0800	---	---	---	---
Antimony	mg/l	---	---	---	---	0.088	DIS	0.03	DIS	0.747	TRC	0.64	TRC	0.747	TRC	<0.00300	---	<0.00300	---	---
Arsenic	mg/l	0.2	TRC	0.44	DIS	0.34	DIS	0.15	DIS	0.03	TRC	0.08	TRC	0.28	TRC	<0.02500	---	<0.02500	---	---
Barium	mg/l	---	---	---	---	---	---	---	---	98	TRC	---	---	98	TRC	---	---	0.0203	---	---
Beryllium	mg/l	---	---	---	---	---	---	---	---	1.867	TRC	0.084	TRC	1.867	TRC	---	---	<0.00200	---	---
Boron	mg/l	---	---	---	---	---	---	---	---	186.667	TRC	---	---	186.667	TRC	---	---	<0.0400	---	---
Cadmium	mg/l	0.05	---	0.044069	DIS	0.015207	DIS	0.000899	DIS	0.7	TRC	0.084	TRC	0.7	TRC	0.000030 j	---	<0.002000	---	---
Calcium	mg/l	---	---	---	---	---	---	---	---	---	---	---	---	---	---	---	---	57.6	---	---
Chromium	mg/l	1	---	---	---	---	---	---	---	---	---	---	---	---	---	---	---	<0.00600	---	---
Chromium, Hexavalent‡	mg/l	---	---	0.034	DIS	0.016	DIS	0.011	DIS	2.8	TRC	0.15	TRC	2.8	TRC	---	---	<0.00600	---	---
Chromium, Trivalent‡	mg/l	---	---	3.33101	TRC	0.9928	TRC	0.12914	TRC	1400	TRC	75	TRC	1400	TRC	---	---	<0.00600	---	---
Cobalt	mg/l	---	---	---	---	---	---	---	---	---	---	---	---	---	---	<0.00600	---	---	---	---
Copper	mg/l	0.5	TRC	0.04406	DIS	0.02546	DIS	0.01599	DIS	1.3	TRC	---	---	1.3	TRC	0.00273	---	<0.01000	---	---
Iron	mg/l	---	---	---	---	---	---	1	DIS	---	---	---	---	---	---	<0.0600	---	---	---	---
Lead	mg/l	0.1	TRC	0.282744	DIS	0.133974	DIS	0.005221	DIS	0.015	TRC	---	---	0.015	TRC	0.000047 j	---	<0.003000	---	---
Magnesium	mg/l	---	---	---	---	---	---	---	---	---	---	---	---	---	---	---	---	12.80	---	---
Manganese	mg/l	---	---	---	---	---	---	---	---	130.66701	---	---	---	130.66701	---	0.00430	---	0.00430	---	---
Mercury	mg/l	0.01	TRC	0.005	DIS	0.0024	DIS	0.00001	DIS	0.28	TRC	---	---	0.28	TRC	---	<0.00020	---	---	AZ Aquatic and Wildlife - Warm Water Chronic*
Molybdenum	mg/l	---	---	---	---	---	---	---	---	---	---	---	---	---	---	<0.00800	---	---	---	---
Nickel	mg/l	---	---	7.3797	DIS	0.83097	DIS	0.09229	DIS	28	TRC	0.511	TRC	28	TRC	0.00200	---	<0.01000	---	---
Potassium	mg/l	---	---	---	---	---	---	---	---	---	---	---	---	---	---	---	---	2.27	---	---
Selenium	mg/l	0.05	TRC	0.033	TRC	---	---	0.002	TRC	4.667	TRC	0.667	TRC	4.667	TRC	---	---	<0.00028	---	---
Silver	mg/l	---	---	0.010325	DIS	0.010325	DIS	---	---	4.667	TRC	8	TRC	4.667	TRC	<0.000100	---	<0.005000	---	---

Surface Water Hydrochemical Data

Station Name	QC 27.3 C
Sample ID	RESE-1002213
Sample Date	2/29/2012 9:50:00 AM
Basin	Upper Queen Creek Watershed
Sub-basin	unknown
QC Type	Original data

Parameters and Constituents		Standards														Results				
Name	Units	AZ Agricultural Livestock Watering		AZ Aquatic and Wildlife - Ephemeral Acute		AZ Aquatic and Wildlife - Warm Water Acute		AZ Aquatic and Wildlife - Warm Water Chronic		AZ Full Body Contact		AZ Fish Consumption		AZ Partial Body Contact		Dissolved Results	Total Results	Total Recoverable Results	Field Results	Use Exceeded
		Standard	Fraction	Standard	Fraction	Standard	Fraction	Standard	Fraction	Standard	Fraction	Standard	Fraction	Standard	Fraction					
Metals																				
Sodium	mg/l	---	---	---	---	---	---	---	---	---	---	---	---	---	---	---	---	7.86	---	---
Thallium	mg/l	---	---	---	---	0.7	DIS	0.15	DIS	0.075	TRC	0.001	TRC	0.075	TRC	<0.00100	---	<0.00100	---	AZ Fish Consumption*
Zinc	mg/l	25	TRC	1.9752	DIS	0.2081	DIS	0.2081	DIS	280	TRC	5.106	TRC	280	TRC	<0.0100	---	<0.0100	---	---

The hardness value used for calculation of hardness-dependent standards is the hardness of the sample itself, not the hardness of a receiving water.
* Detection limit exceeds standard
‡ For comparison only - no analysis exists

Station Name	QC 27.3 C
Sample ID	RESE-1002249
Sample Date	5/9/2012 12:00:00 PM
Basin	Upper Queen Creek Watershed
Sub-basin	unknown
QC Type	Original data

Surface Water Hydrochemical Data

MONTGOMERY & ASSOCIATES

Parameters and Constituents		Standards														Results				
Name	Units	AZ Agricultural Livestock Watering		AZ Aquatic and Wildlife - Ephemeral Acute		AZ Aquatic and Wildlife - Warm Water Acute		AZ Aquatic and Wildlife - Warm Water Chronic		AZ Full Body Contact		AZ Fish Consumption		AZ Partial Body Contact		Dissolved Results	Total Results	Total Recoverable Results	Field Results	Use Exceeded
		Standard	Fraction	Standard	Fraction	Standard	Fraction	Standard	Fraction	Standard	Fraction	Standard	Fraction	Standard	Fraction					
Field Parameters																				
Dissolved oxygen	mg/l	---	---	---	---	6	---	6	---	---	---	---	---	---	---	---	---	---	9.11	---
pH (Field)	s.u.	6.5 - 9	---	6.5 - 9	---	6.5 - 9	---	6.5 - 9	---	6.5 - 9	---	---	---	6.5 - 9	---	---	---	---	8.24	---
Specific Conductance (Field)	uS/cm	---	---	---	---	---	---	---	---	---	---	---	---	---	---	---	---	---	291	---
Temperature (Field)	Deg C	---	---	---	---	---	---	---	---	---	---	---	---	---	---	---	---	---	15.12	---
Turbidity (Field)	NTUs	---	---	---	---	---	---	---	---	---	---	---	---	---	---	---	---	---	4.45	---
Inorganics																				
Alkalinity (as CaCO3)	mg/l	---	---	---	---	---	---	---	---	---	---	---	---	---	---	---	150.0	---	---	---
Bicarbonate (Calculated by M&A)	mg/l	---	---	---	---	---	---	---	---	---	---	---	---	---	---	---	168.4	---	---	---
Bicarbonate Alkalinity (as CaCO3)	mg/l	---	---	---	---	---	---	---	---	---	---	---	---	---	---	---	138.0	---	---	---
Bromide	mg/l	---	---	---	---	---	---	---	---	---	---	---	---	---	---	---	1.110	---	---	---
Carbonate (Calculated by M&A)	mg/l	---	---	---	---	---	---	---	---	---	---	---	---	---	---	---	7.26	---	---	---
Carbonate Alkalinity (as CaCO3)	mg/l	---	---	---	---	---	---	---	---	---	---	---	---	---	---	---	12.10	---	---	---
Chloride	mg/l	---	---	---	---	---	---	---	---	---	---	---	---	---	---	---	18.00	---	---	---
Fluoride	mg/l	---	---	---	---	---	---	---	---	140	---	---	---	140	---	---	0.120	---	---	---
Hardness (as CaCO3)	mg/l	---	---	---	---	---	---	---	---	---	---	---	---	---	---	---	---	187	---	---
Silica	mg/l	---	---	---	---	---	---	---	---	---	---	---	---	---	---	29.50	---	---	---	---
Sulfate	mg/l	---	---	---	---	---	---	---	---	---	---	---	---	---	---	---	30.50	---	---	---
Lab Parameters																				
Total Dissolved Solids (Laboratory)	mg/l	---	---	---	---	---	---	---	---	---	---	---	---	---	---	---	222	---	---	---
Total Suspended Solids	mg/l	---	---	---	---	---	---	---	---	---	---	---	---	---	---	---	<5.00	---	---	---
Metals																				
Aluminum	mg/l	---	---	---	---	---	---	---	---	---	---	---	---	---	---	<0.0222	---	---	---	---
Antimony	mg/l	---	---	---	---	0.088	DIS	0.03	DIS	0.747	TRC	0.64	TRC	0.747	TRC	<0.00300	---	<0.00015	---	---
Arsenic	mg/l	0.2	TRC	0.44	DIS	0.34	DIS	0.15	DIS	0.03	TRC	0.08	TRC	0.28	TRC	0.00920 j	---	0.00740 j	---	---
Barium	mg/l	---	---	---	---	---	---	---	---	98	TRC	---	---	98	TRC	---	---	0.0226	---	---
Beryllium	mg/l	---	---	---	---	---	---	---	---	1.867	TRC	0.084	TRC	1.867	TRC	---	---	<0.00031	---	---
Boron	mg/l	---	---	---	---	---	---	---	---	186.667	TRC	---	---	186.667	TRC	---	---	0.0254	---	---
Cadmium	mg/l	0.05	---	0.087609	DIS	0.030232	DIS	0.001468	DIS	0.7	TRC	0.084	TRC	0.7	TRC	<0.000014	---	<0.000290	---	---
Calcium	mg/l	---	---	---	---	---	---	---	---	---	---	---	---	---	---	---	---	50.2	---	---
Chromium	mg/l	1	---	---	---	---	---	---	---	---	---	---	---	---	---	---	---	0.00200 j	---	---
Chromium, Hexavalent‡	mg/l	---	---	0.034	DIS	0.016	DIS	0.011	DIS	2.8	TRC	0.15	TRC	2.8	TRC	---	---	0.00200 j	---	---
Chromium, Trivalent‡	mg/l	---	---	5.9497	TRC	1.7733	TRC	0.23067	TRC	1400	TRC	75	TRC	1400	TRC	---	---	0.00200 j	---	---
Cobalt	mg/l	---	---	---	---	---	---	---	---	---	---	---	---	---	---	0.00230 j	---	---	---	---
Copper	mg/l	0.5	TRC	0.08588	DIS	0.04962	DIS	0.02928	DIS	1.3	TRC	---	---	1.3	TRC	0.00300	---	0.00460 j	---	---
Iron	mg/l	---	---	---	---	---	---	1	DIS	---	---	---	---	---	---	<0.0222	---	---	---	---
Lead	mg/l	0.1	TRC	0.592712	DIS	0.280846	DIS	0.010944	DIS	0.015	TRC	---	---	0.015	TRC	<0.000059	---	<0.000072	---	---
Magnesium	mg/l	---	---	---	---	---	---	---	---	---	---	---	---	---	---	---	---	15.00	---	---
Manganese	mg/l	---	---	---	---	---	---	---	---	130.66701	---	---	---	130.66701	---	0.00160 j	---	0.00920	---	---
Mercury	mg/l	0.01	TRC	0.005	DIS	0.0024	DIS	0.00001	DIS	0.28	TRC	---	---	0.28	TRC	---	<0.000054	---	---	AZ Aquatic and Wildlife - Warm Water Chronic*
Molybdenum	mg/l	---	---	---	---	---	---	---	---	---	---	---	---	---	---	<0.00810	---	---	---	---
Nickel	mg/l	---	---	13.43579	DIS	1.51289	DIS	0.16804	DIS	28	TRC	0.511	TRC	28	TRC	0.00190	---	<0.00200	---	---
Potassium	mg/l	---	---	---	---	---	---	---	---	---	---	---	---	---	---	---	---	2.45	---	---
Selenium	mg/l	0.05	TRC	0.033	TRC	---	---	0.002	TRC	4.667	TRC	0.667	TRC	4.667	TRC	---	---	0.00042 jd	---	---
Silver	mg/l	---	---	0.034911	DIS	0.034911	DIS	---	---	4.667	TRC	8	TRC	4.667	TRC	<0.000014	---	<0.000700	---	---
Sodium	mg/l	---	---	---	---	---	---	---	---	---	---	---	---	---	---	---	---	10.30	---	---

Station Name	QC 27.3 C
Sample ID	RESE-1002249
Sample Date	5/9/2012 12:00:00 PM
Basin	Upper Queen Creek Watershed
Sub-basin	unknown
QC Type	Original data

Surface Water Hydrochemical Data

MONTGOMERY & ASSOCIATES

Parameters and Constituents		Standards														Results				
Name	Units	AZ Agricultural Livestock Watering		AZ Aquatic and Wildlife - Ephemeral Acute		AZ Aquatic and Wildlife - Warm Water Acute		AZ Aquatic and Wildlife - Warm Water Chronic		AZ Full Body Contact		AZ Fish Consumption		AZ Partial Body Contact		Dissolved Results	Total Results	Total Recoverable Results	Field Results	Use Exceeded
		Standard	Fraction	Standard	Fraction	Standard	Fraction	Standard	Fraction	Standard	Fraction	Standard	Fraction	Standard	Fraction					
Metals																				
Strontium (by isotope dilution)	ppm	---	---	---	---	---	---	---	---	---	---	---	---	---	---	---	0.1401	---	---	---
Thallium	mg/l	---	---	---	---	0.7	DIS	0.15	DIS	0.075	TRC	0.001	TRC	0.075	TRC	<0.000008	---	<0.000009	---	---
Zinc	mg/l	25	TRC	3.5994	DIS	0.3793	DIS	0.3793	DIS	280	TRC	5.106	TRC	280	TRC	0.0029 j	---	<0.0050	---	---
Radiogenic Isotopes																				
Carbon 14	pmC	---	---	---	---	---	---	---	---	---	---	---	---	---	---	---	100.88	---	---	---
Strontium 87/86	none	---	---	---	---	---	---	---	---	---	---	---	---	---	---	---	0.710083	---	---	---
Tritium	TU	---	---	---	---	---	---	---	---	---	---	---	---	---	---	---	4.82	---	---	---
Stable Isotopes																				
Delta Carbon-13 of DIC	per mil	---	---	---	---	---	---	---	---	---	---	---	---	---	---	---	-8.4	---	---	---
Delta Deuterium	per mil	---	---	---	---	---	---	---	---	---	---	---	---	---	---	---	-32.0	---	---	---
Delta Oxygen-18	per mil	---	---	---	---	---	---	---	---	---	---	---	---	---	---	---	-2.03	---	---	---
Delta Oxygen-18 of Sulfate	per mil	---	---	---	---	---	---	---	---	---	---	---	---	---	---	---	5.5	---	---	---
Delta Sulfur-34	per mil	---	---	---	---	---	---	---	---	---	---	---	---	---	---	---	4.1	---	---	---

The hardness value used for calculation of hardness-dependent standards is the hardness of the sample itself, not the hardness of a receiving water.
* Detection limit exceeds standard
‡ For comparison only - no analysis exists

Explanation of Codes

Absent = Analyte not present
ge = Greater than or equal to reported value
i = Insufficient sample
j = Estimated value
j+ = Estimated value, high bias
j- = Estimated value, low bias
Lost = Sample lost in processing
n = Not measured
na = Not available
Present = Analyte was detected
ND = Not Detected
Not Applicable = Analyte not applicable
q = Uncertain value
r = Unusable data
< = Less than reported detection limit
> = Greater than reported value
d = Diluted. Diluted samples are indicated only when value is estimated.
LD = Laboratory duplicate
SP = Split sample
SPD = Split-Duplicate

Station Name	QC 22.6 E
Sample ID	RESE-1001180
Sample Date	2/8/2005 8:00:00 AM
Basin	Upper Queen Creek Watershed
Sub-basin	unknown
QC Type	Original data

Surface Water Hydrochemical Data

MONTGOMERY & ASSOCIATES

Parameters and Constituents		Standards														Results				
Name	Units	AZ Agricultural Livestock Watering		AZ Aquatic and Wildlife - Ephemeral Acute		AZ Aquatic and Wildlife - Warm Water Acute		AZ Aquatic and Wildlife - Warm Water Chronic		AZ Full Body Contact		AZ Fish Consumption		AZ Partial Body Contact		Dissolved Results	Total Results	Total Recoverable Results	Field Results	Use Exceeded
		Standard	Fraction	Standard	Fraction	Standard	Fraction	Standard	Fraction	Standard	Fraction	Standard	Fraction	Standard	Fraction					
Bacteria																				
E. Coli	MPN/100ml	---	---	---	---	---	---	---	---	235	---	---	---	575	---	---	2.0	---	---	---
Total Coliforms	MPN/100ml	---	---	---	---	---	---	---	---	---	---	---	---	---	---	---	11	---	---	---
Field Parameters																				
Dissolved oxygen	mg/l	---	---	---	---	6	---	6	---	---	---	---	---	---	---	---	---	---	4.40	AZ Aquatic and Wildlife - Warm Water Acute† AZ Aquatic and Wildlife - Warm Water Chronic†
Flow Rate	gallons/minute	---	---	---	---	---	---	---	---	---	---	---	---	---	---	---	---	---	29.2	---
pH (Field)	s.u.	6.5 - 9	---	6.5 - 9	---	6.5 - 9	---	6.5 - 9	---	6.5 - 9	---	---	---	6.5 - 9	---	---	---	---	7.50	---
Specific Conductance (Field)	uS/cm	---	---	---	---	---	---	---	---	---	---	---	---	---	---	---	---	---	366.0	---
Temperature (Field)	Deg C	---	---	---	---	---	---	---	---	---	---	---	---	---	---	---	---	---	15.20	---
Turbidity (Field)	NTUs	---	---	---	---	---	---	---	---	---	---	---	---	---	---	---	---	---	0.92	---
Inorganics																				
Alkalinity (as CaCO3)	mg/l	---	---	---	---	---	---	---	---	---	---	---	---	---	---	---	147	---	---	---
Bicarbonate (Calculated by M&A)	mg/l	---	---	---	---	---	---	---	---	---	---	---	---	---	---	---	179	---	---	---
Bicarbonate Alkalinity (as CaCO3)	mg/l	---	---	---	---	---	---	---	---	---	---	---	---	---	---	---	147	---	---	---
Bromide	mg/l	---	---	---	---	---	---	---	---	---	---	---	---	---	---	---	0.135	---	---	---
Carbonate (Calculated by M&A)	mg/l	---	---	---	---	---	---	---	---	---	---	---	---	---	---	---	--	---	---	---
Carbonate Alkalinity (as CaCO3)	mg/l	---	---	---	---	---	---	---	---	---	---	---	---	---	---	---	<1.00	---	---	---
Chloride	mg/l	---	---	---	---	---	---	---	---	---	---	---	---	---	---	---	8.390	---	---	---
Fluoride	mg/l	---	---	---	---	---	---	---	---	140	---	---	---	140	---	---	0.162	---	---	---
Hardness (as CaCO3)	mg/l	---	---	---	---	---	---	---	---	---	---	---	---	---	---	---	169	---	---	---
Nitrate as N	mg/l	---	---	---	---	---	---	---	---	3733.33	---	---	---	3733.33	---	---	0.84	---	---	---
Nitrate+Nitrite as N	mg/l	---	---	---	---	---	---	---	---	---	---	---	---	---	---	---	0.84	---	---	---
Nitrate+Nitrite as N (calculated by M&A)	mg/l	---	---	---	---	---	---	---	---	3733.33	---	---	---	3733.33	---	---	0.84	---	---	---
Nitrite as N	mg/l	---	---	---	---	---	---	---	---	233.33	---	---	---	233.33	---	---	<0.10	---	---	---
Ortho-Phosphate	mg/l	---	---	---	---	---	---	---	---	---	---	---	---	---	---	---	<0.50	---	---	---
Silica	mg/l	---	---	---	---	---	---	---	---	---	---	---	---	---	---	---	29.6	---	---	---
Sulfate	mg/l	---	---	---	---	---	---	---	---	---	---	---	---	---	---	---	27.4	---	---	---
Sulfide	mg/l	---	---	---	---	---	---	---	---	---	---	---	---	---	---	---	<1.00	---	---	---
Lab Parameters																				
Color	Color Units	---	---	---	---	---	---	---	---	---	---	---	---	---	---	---	<1.0	---	---	---
Total Dissolved Solids (Laboratory)	mg/l	---	---	---	---	---	---	---	---	---	---	---	---	---	---	---	254	---	---	---
Total Suspended Solids	mg/l	---	---	---	---	---	---	---	---	---	---	---	---	---	---	---	<5.00	---	---	---
Metals																				
Aluminum	mg/l	---	---	---	---	---	---	---	---	---	---	---	---	---	---	---	<0.0300	---	---	---
Antimony	mg/l	---	---	---	---	0.088	DIS	0.03	DIS	0.747	TRC	0.64	TRC	0.747	TRC	<0.00300	<0.00300	<0.00750	---	---
Arsenic	mg/l	0.2	TRC	0.44	DIS	0.34	DIS	0.15	DIS	0.03	TRC	0.08	TRC	0.28	TRC	0.01080	0.00990	0.00980	---	---
Barium	mg/l	---	---	---	---	---	---	---	---	98	TRC	---	---	98	TRC	0.00730	---	---	---	---
Beryllium	mg/l	---	---	---	---	---	---	---	---	1.867	TRC	0.084	TRC	1.867	TRC	<0.00200	<0.00200	<0.00200	---	---
Boron	mg/l	---	---	---	---	---	---	---	---	186.667	TRC	---	---	186.667	TRC	---	<0.0400	---	---	---
Cadmium	mg/l	0.05	---	0.037974	DIS	0.013104	DIS	0.000808	DIS	0.7	TRC	0.084	TRC	0.7	TRC	<0.000200	<0.000200	<0.000500	---	---
Calcium	mg/l	---	---	---	---	---	---	---	---	---	---	---	---	---	---	---	53.1	---	---	---
Chromium	mg/l	1	---	---	---	---	---	---	---	---	---	---	---	---	---	<0.00600	---	<0.00600	---	---
Chromium, Hexavalent‡	mg/l	---	---	0.034	DIS	0.016	DIS	0.011	DIS	2.8	TRC	0.15	TRC	2.8	TRC	<0.00600	---	<0.00600	---	---
Chromium, Trivalent‡	mg/l	---	---	2.93797	TRC	0.87566	TRC	0.1139	TRC	1400	TRC	75	TRC	1400	TRC	<0.00600	---	<0.00600	---	---
Cobalt	mg/l	---	---	---	---	---	---	---	---	---	---	---	---	---	---	---	<0.00600	---	---	---
Copper	mg/l	0.5	TRC	0.03814	DIS	0.02203	DIS	0.01402	DIS	1.3	TRC	---	---	1.3	TRC	<0.01000	<0.01000	<0.01000	---	---

Station Name	QC 22.6 E
Sample ID	RESE-1001180
Sample Date	2/8/2005 8:00:00 AM
Basin	Upper Queen Creek Watershed
Sub-basin	unknown
QC Type	Original data

Surface Water Hydrochemical Data

MONTGOMERY & ASSOCIATES

Parameters and Constituents		Standards														Results				
Name	Units	AZ Agricultural Livestock Watering		AZ Aquatic and Wildlife - Ephemeral Acute		AZ Aquatic and Wildlife - Warm Water Acute		AZ Aquatic and Wildlife - Warm Water Chronic		AZ Full Body Contact		AZ Fish Consumption		AZ Partial Body Contact		Dissolved Results	Total Results	Total Recoverable Results	Field Results	Use Exceeded
		Standard	Fraction	Standard	Fraction	Standard	Fraction	Standard	Fraction	Standard	Fraction	Standard	Fraction	Standard	Fraction					
Metals																				
Iron	mg/l	---	---	---	---	---	---	1	DIS	---	---	---	---	---	---	---	<0.0600	---	---	---
Lead	mg/l	0.1	TRC	0.240122	DIS	0.113778	DIS	0.004434	DIS	0.015	TRC	---	---	0.015	TRC	<0.003000	<0.003000	<0.007500	---	---
Magnesium	mg/l	---	---	---	---	---	---	---	---	---	---	---	---	---	---	---	8.96	---	---	---
Manganese	mg/l	---	---	---	---	---	---	---	---	130.66701	---	---	---	130.66701	---	---	---	<0.00400	---	---
Mercury	mg/l	0.01	TRC	0.005	DIS	0.0024	DIS	0.00001	DIS	0.28	TRC	---	---	0.28	TRC	<0.00020	<0.00020	---	---	AZ Aquatic and Wildlife - Warm Water Chronic*
Molybdenum	mg/l	---	---	---	---	---	---	---	---	---	---	---	---	---	---	---	<0.00800	---	---	---
Nickel	mg/l	---	---	6.48205	DIS	0.72989	DIS	0.08107	DIS	28	TRC	0.511	TRC	28	TRC	<0.01000	---	<0.01000	---	---
Potassium	mg/l	---	---	---	---	---	---	---	---	---	---	---	---	---	---	---	2.15	---	---	---
Selenium	mg/l	0.05	TRC	0.033	TRC	---	---	0.002	TRC	4.667	TRC	0.667	TRC	4.667	TRC	---	<0.00300	<0.00300	---	AZ Aquatic and Wildlife - Warm Water Chronic*
Silver	mg/l	---	---	0.007932	DIS	0.007932	DIS	---	---	4.667	TRC	8	TRC	4.667	TRC	<0.000100	<0.000100	<0.000250	---	---
Sodium	mg/l	---	---	---	---	---	---	---	---	---	---	---	---	---	---	---	9.75	---	---	---
Thallium	mg/l	---	---	---	---	0.7	DIS	0.15	DIS	0.075	TRC	0.001	TRC	0.075	TRC	<0.00200	<0.00200	---	---	AZ Fish Consumption*
Zinc	mg/l	25	TRC	1.7346	DIS	0.1828	DIS	0.1828	DIS	280	TRC	5.106	TRC	280	TRC	0.0210	0.0200	0.0200	---	---
Other																				
Anions (Laboratory)	meq/l	---	---	---	---	---	---	---	---	---	---	---	---	---	---	---	3.76	---	---	---
Cations (Laboratory)	meq/l	---	---	---	---	---	---	---	---	---	---	---	---	---	---	---	3.86	---	---	---
Ion Balance (Laboratory)	%	---	---	---	---	---	---	---	---	---	---	---	---	---	---	---	1.3	---	---	---
Total Dissolved Solids (Calc by Lab)	mg/l	---	---	---	---	---	---	---	---	---	---	---	---	---	---	---	236	---	---	---

The hardness value used for calculation of hardness-dependent standards is the hardness of the sample itself, not the hardness of a receiving water.
* Detection limit exceeds standard
† Exceedance is considered less than regulatory limit
‡ For comparison only - no analysis exists

Station Name	QC 22.6 E
Sample ID	RESE-1002017
Sample Date	8/28/2008 9:00:00 AM
Basin	Upper Queen Creek Watershed
Sub-basin	unknown
QC Type	Original data

Surface Water Hydrochemical Data

MONTGOMERY & ASSOCIATES

Parameters and Constituents		Standards														Results				
Name	Units	AZ Agricultural Livestock Watering		AZ Aquatic and Wildlife - Ephemeral Acute		AZ Aquatic and Wildlife - Warm Water Acute		AZ Aquatic and Wildlife - Warm Water Chronic		AZ Full Body Contact		AZ Fish Consumption		AZ Partial Body Contact		Dissolved Results	Total Results	Total Recoverable Results	Field Results	Use Exceeded
		Standard	Fraction	Standard	Fraction	Standard	Fraction	Standard	Fraction	Standard	Fraction	Standard	Fraction	Standard	Fraction					
Field Parameters																				
Dissolved oxygen	mg/l	---	---	---	---	6	---	6	---	---	---	---	---	---	---	---	---	---	4.10	AZ Aquatic and Wildlife - Warm Water Acute† AZ Aquatic and Wildlife - Warm Water Chronic†
Flow Rate	gallons/minute	---	---	---	---	---	---	---	---	---	---	---	---	---	---	---	---	---	30.8	---
pH (Field)	s.u.	6.5 - 9	---	6.5 - 9	---	6.5 - 9	---	6.5 - 9	---	6.5 - 9	---	---	---	6.5 - 9	---	---	---	---	7.14	---
Specific Conductance (Field)	uS/cm	---	---	---	---	---	---	---	---	---	---	---	---	---	---	---	---	---	570.0	---
Temperature (Field)	Deg C	---	---	---	---	---	---	---	---	---	---	---	---	---	---	---	---	---	19.40	---
Turbidity (Field)	NTUs	---	---	---	---	---	---	---	---	---	---	---	---	---	---	---	---	---	1.10	---
Inorganics																				
Alkalinity (as CaCO3)	mg/l	---	---	---	---	---	---	---	---	---	---	---	---	---	---	259	264	---	---	---
Bicarbonate (Calculated by M&A)	mg/l	---	---	---	---	---	---	---	---	---	---	---	---	---	---	316	---	---	---	---
Bicarbonate Alkalinity (as CaCO3)	mg/l	---	---	---	---	---	---	---	---	---	---	---	---	---	---	259	264	---	---	---
Bromide	mg/l	---	---	---	---	---	---	---	---	---	---	---	---	---	---	---	0.143	---	---	---
Carbonate (Calculated by M&A)	mg/l	---	---	---	---	---	---	---	---	---	---	---	---	---	---	--	---	---	---	---
Carbonate Alkalinity (as CaCO3)	mg/l	---	---	---	---	---	---	---	---	---	---	---	---	---	---	<1.00	<1.00	---	---	---
Chloride	mg/l	---	---	---	---	---	---	---	---	---	---	---	---	---	---	15.200	13.900	---	---	---
Fluoride	mg/l	---	---	---	---	---	---	---	---	140	---	---	---	140	---	---	0.166	---	---	---
Hardness (as CaCO3)	mg/l	---	---	---	---	---	---	---	---	---	---	---	---	---	---	---	243	---	---	---
Nitrate as N	mg/l	---	---	---	---	---	---	---	---	3733.33	---	---	---	3733.33	---	---	1.60	---	---	---
Nitrate+Nitrite as N (calculated by M&A)	mg/l	---	---	---	---	---	---	---	---	3733.33	---	---	---	3733.33	---	---	1.60	---	---	---
Nitrite as N	mg/l	---	---	---	---	---	---	---	---	233.33	---	---	---	233.33	---	---	<0.10	---	---	---
Orthophosphate as P	mg/l	---	---	---	---	---	---	---	---	---	---	---	---	---	---	---	<0.20	---	---	---
Silica	mg/l	---	---	---	---	---	---	---	---	---	---	---	---	---	---	35.3	---	---	---	---
Sulfate	mg/l	---	---	---	---	---	---	---	---	---	---	---	---	---	---	38.2	41.4	---	---	---
Lab Parameters																				
Total Dissolved Solids (Laboratory)	mg/l	---	---	---	---	---	---	---	---	---	---	---	---	---	---	---	359	---	---	---
Total Suspended Solids	mg/l	---	---	---	---	---	---	---	---	---	---	---	---	---	---	---	<5.00	---	---	---
Metals																				
Aluminum	mg/l	---	---	---	---	---	---	---	---	---	---	---	---	---	---	<0.0141	---	---	---	---
Antimony	mg/l	---	---	---	---	0.088	DIS	0.03	DIS	0.747	TRC	0.64	TRC	0.747	TRC	0.00049 j	0.00049 j	---	---	---
Arsenic	mg/l	0.2	TRC	0.44	DIS	0.34	DIS	0.15	DIS	0.03	TRC	0.08	TRC	0.28	TRC	0.01550 j	<0.00650	---	---	---
Barium	mg/l	---	---	---	---	---	---	---	---	98	TRC	---	---	98	TRC	0.01360	---	---	---	---
Beryllium	mg/l	---	---	---	---	---	---	---	---	1.867	TRC	0.084	TRC	1.867	TRC	<0.00036	<0.00036	---	---	---
Boron	mg/l	---	---	---	---	---	---	---	---	186.667	TRC	---	---	186.667	TRC	---	0.0347 j	---	---	---
Cadmium	mg/l	0.05	---	0.087609	DIS	0.030232	DIS	0.001468	DIS	0.7	TRC	0.084	TRC	0.7	TRC	0.000241	<0.000960	---	---	---
Calcium	mg/l	---	---	---	---	---	---	---	---	---	---	---	---	---	---	84.2	76.0	---	---	---
Chromium	mg/l	1	---	---	---	---	---	---	---	---	---	---	---	---	---	---	<0.00100	---	---	---
Chromium, Hexavalent‡	mg/l	---	---	0.034	DIS	0.016	DIS	0.011	DIS	2.8	TRC	0.15	TRC	2.8	TRC	---	<0.00100	---	---	---
Chromium, Trivalent‡	mg/l	---	---	5.9497	TRC	1.7733	TRC	0.23067	TRC	1400	TRC	75	TRC	1400	TRC	---	<0.00100	---	---	---
Cobalt	mg/l	---	---	---	---	---	---	---	---	---	---	---	---	---	---	<0.00065	---	---	---	---
Copper	mg/l	0.5	TRC	0.08588	DIS	0.04962	DIS	0.02928	DIS	1.3	TRC	---	---	1.3	TRC	0.00900	0.01220	---	---	---
Iron	mg/l	---	---	---	---	---	---	1	DIS	---	---	---	---	---	---	<0.0202	---	---	---	---
Lead	mg/l	0.1	TRC	0.592712	DIS	0.280846	DIS	0.010944	DIS	0.015	TRC	---	---	0.015	TRC	0.000169 j	0.001000 j	---	---	---
Magnesium	mg/l	---	---	---	---	---	---	---	---	---	---	---	---	---	---	14.60	13.00	---	---	---
Manganese	mg/l	---	---	---	---	---	---	---	---	130.66701	---	---	---	130.66701	---	0.00790 j	0.01220	---	---	---
Molybdenum	mg/l	---	---	---	---	---	---	---	---	---	---	---	---	---	---	0.00260 j	---	---	---	---
Nickel	mg/l	---	---	13.43579	DIS	1.51289	DIS	0.16804	DIS	28	TRC	0.511	TRC	28	TRC	<0.00230	<0.00230	---	---	---

Station Name	QC 22.6 E
Sample ID	RESE-1002017
Sample Date	8/28/2008 9:00:00 AM
Basin	Upper Queen Creek Watershed
Sub-basin	unknown
QC Type	Original data

Surface Water Hydrochemical Data

MONTGOMERY & ASSOCIATES

Parameters and Constituents		Standards														Results				
Name	Units	AZ Agricultural Livestock Watering		AZ Aquatic and Wildlife - Ephemeral Acute		AZ Aquatic and Wildlife - Warm Water Acute		AZ Aquatic and Wildlife - Warm Water Chronic		AZ Full Body Contact		AZ Fish Consumption		AZ Partial Body Contact		Dissolved Results	Total Results	Total Recoverable Results	Field Results	Use Exceeded
		Standard	Fraction	Standard	Fraction	Standard	Fraction	Standard	Fraction	Standard	Fraction	Standard	Fraction	Standard	Fraction					
Metals																				
Potassium	mg/l	---	---	---	---	---	---	---	---	---	---	---	---	---	---	3.07	2.90	---	---	---
Selenium	mg/l	0.05	TRC	0.033	TRC	---	---	0.002	TRC	4.667	TRC	0.667	TRC	4.667	TRC	---	0.00069 j	---	---	---
Silver	mg/l	---	---	0.034911	DIS	0.034911	DIS	---	---	4.667	TRC	8	TRC	4.667	TRC	<0.000017	<0.000790	---	---	---
Sodium	mg/l	---	---	---	---	---	---	---	---	---	---	---	---	---	---	20.00	18.30	---	---	---
Strontium	mg/l	---	---	---	---	---	---	---	---	---	---	---	---	---	---	0.240	---	---	---	---
Strontium (by isotope dilution)	ppm	---	---	---	---	---	---	---	---	---	---	---	---	---	---	---	0.2477	---	---	---
Thallium	mg/l	---	---	---	---	0.7	DIS	0.15	DIS	0.075	TRC	0.001	TRC	0.075	TRC	<0.000018	<0.000018	---	---	---
Uranium	mg/l	---	---	---	---	---	---	---	---	2.8	---	---	---	2.8	---	---	<0.0003	---	---	---
Zinc	mg/l	25	TRC	3.5994	DIS	0.3793	DIS	0.3793	DIS	280	TRC	5.106	TRC	280	TRC	0.0628	0.0626	---	---	---
Other																				
Dissolved Organic Carbon	mg/l	---	---	---	---	---	---	---	---	---	---	---	---	---	---	---	---	---	2.26	---
Radiogenic Isotopes																				
Strontium 87/86	none	---	---	---	---	---	---	---	---	---	---	---	---	---	---	---	0.709858	---	---	---
Tritium	TU	---	---	---	---	---	---	---	---	---	---	---	---	---	---	---	3.2	---	---	---
Radiologicals																				
Gross Alpha	pCi/l	---	---	---	---	---	---	---	---	---	---	---	---	---	---	---	9.1	---	---	---
Gross Beta	pCi/l	---	---	---	---	---	---	---	---	---	---	---	---	---	---	---	<3.4	---	---	---
Uranium Activity (Calc 907.0)	pCi/l	---	---	---	---	---	---	---	---	---	---	---	---	---	---	---	1.5	---	---	---
Radionuclides																				
Radium 226	pCi/l	---	---	---	---	---	---	---	---	---	---	---	---	---	---	---	<0.21	---	---	---
Radium 226 + Radium 228	pCi/l	---	---	---	---	---	---	---	---	---	---	---	---	---	---	---	--	---	---	---
Radium 228	pCi/l	---	---	---	---	---	---	---	---	---	---	---	---	---	---	---	<1.2	---	---	---
U-234/U-238	none	---	---	---	---	---	---	---	---	---	---	---	---	---	---	---	1.5	---	---	---
Uranium 234	pCi/l	---	---	---	---	---	---	---	---	---	---	---	---	---	---	---	0.9	---	---	---
Uranium 235	pCi/l	---	---	---	---	---	---	---	---	---	---	---	---	---	---	---	<0.2	---	---	---
Uranium 238	pCi/l	---	---	---	---	---	---	---	---	---	---	---	---	---	---	---	0.6	---	---	---
Stable Isotopes																				
Delta Deuterium	per mil	---	---	---	---	---	---	---	---	---	---	---	---	---	---	---	-80	---	---	---
Delta Oxygen-18	per mil	---	---	---	---	---	---	---	---	---	---	---	---	---	---	---	-11.1	---	---	---
Delta Oxygen-18 of Sulfate	per mil	---	---	---	---	---	---	---	---	---	---	---	---	---	---	---	6.0	---	---	---
Delta Sulfur-34	per mil	---	---	---	---	---	---	---	---	---	---	---	---	---	---	---	1.7	---	---	---

The hardness value used for calculation of hardness-dependent standards is the hardness of the sample itself, not the hardness of a receiving water.
† Exceedance is considered less than regulatory limit
‡ For comparison only - no analysis exists

Station Name	QC 22.6 E
Sample ID	RESE-1002050
Sample Date	2/11/2009
Basin	Upper Queen Creek Watershed
Sub-basin	unknown
QC Type	Field duplicates

Surface Water Hydrochemical Data

MONTGOMERY & ASSOCIATES

Parameters and Constituents		Standards														Results				
Name	Units	AZ Agricultural Livestock Watering		AZ Aquatic and Wildlife - Ephemeral Acute		AZ Aquatic and Wildlife - Warm Water Acute		AZ Aquatic and Wildlife - Warm Water Chronic		AZ Full Body Contact		AZ Fish Consumption		AZ Partial Body Contact		Dissolved Results	Total Results	Total Recoverable Results	Field Results	Use Exceeded
		Standard	Fraction	Standard	Fraction	Standard	Fraction	Standard	Fraction	Standard	Fraction	Standard	Fraction	Standard	Fraction					
Field Parameters																				
Flow Rate	gallons/minute	---	---	---	---	---	---	---	---	---	---	---	---	---	---	---	---	---	52.0	---
Inorganics																				
Alkalinity (as CaCO3)	mg/l	---	---	---	---	---	---	---	---	---	---	---	---	---	---	---	198	---	---	---
Bicarbonate (Calculated by M&A)	mg/l	---	---	---	---	---	---	---	---	---	---	---	---	---	---	---	242	---	---	---
Bicarbonate Alkalinity (as CaCO3)	mg/l	---	---	---	---	---	---	---	---	---	---	---	---	---	---	---	198	---	---	---
Bromide	mg/l	---	---	---	---	---	---	---	---	---	---	---	---	---	---	---	0.189	---	---	---
Carbonate (Calculated by M&A)	mg/l	---	---	---	---	---	---	---	---	---	---	---	---	---	---	---	--	---	---	---
Carbonate Alkalinity (as CaCO3)	mg/l	---	---	---	---	---	---	---	---	---	---	---	---	---	---	---	<1.00	---	---	---
Chloride	mg/l	---	---	---	---	---	---	---	---	---	---	---	---	---	---	---	10.400	---	---	---
Fluoride	mg/l	---	---	---	---	---	---	---	---	140	---	---	---	140	---	---	<0.100	---	---	---
Hardness (as CaCO3)	mg/l	---	---	---	---	---	---	---	---	---	---	---	---	---	---	174	---	---	---	---
Silica	mg/l	---	---	---	---	---	---	---	---	---	---	---	---	---	---	28.2	---	---	---	---
Sulfate	mg/l	---	---	---	---	---	---	---	---	---	---	---	---	---	---	---	31.1	---	---	---
Lab Parameters																				
Total Dissolved Solids (Laboratory)	mg/l	---	---	---	---	---	---	---	---	---	---	---	---	---	---	---	257	---	---	---
Total Suspended Solids	mg/l	---	---	---	---	---	---	---	---	---	---	---	---	---	---	---	<5.00	---	---	---
Metals																				
Aluminum	mg/l	---	---	---	---	---	---	---	---	---	---	---	---	---	---	<0.0800	---	---	---	---
Antimony	mg/l	---	---	---	---	0.088	DIS	0.03	DIS	0.747	TRC	0.64	TRC	0.747	TRC	<0.00300	---	<0.00300	---	---
Arsenic	mg/l	0.2	TRC	0.44	DIS	0.34	DIS	0.15	DIS	0.03	TRC	0.08	TRC	0.28	TRC	<0.02500	---	<0.02500	---	---
Barium	mg/l	---	---	---	---	---	---	---	---	98	TRC	---	---	98	TRC	0.00880	---	---	---	---
Beryllium	mg/l	---	---	---	---	---	---	---	---	1.867	TRC	0.084	TRC	1.867	TRC	<0.00200	---	<0.00200	---	---
Boron	mg/l	---	---	---	---	---	---	---	---	186.667	TRC	---	---	186.667	TRC	---	---	<0.0400	---	---
Cadmium	mg/l	0.05	---	0.039064	DIS	0.01348	DIS	0.000825	DIS	0.7	TRC	0.084	TRC	0.7	TRC	0.000122 j	---	<0.002000	---	---
Calcium	mg/l	---	---	---	---	---	---	---	---	---	---	---	---	---	---	---	---	54.5	---	---
Chromium	mg/l	1	---	---	---	---	---	---	---	---	---	---	---	---	---	---	---	<0.00600	---	---
Chromium, Hexavalent‡	mg/l	---	---	0.034	DIS	0.016	DIS	0.011	DIS	2.8	TRC	0.15	TRC	2.8	TRC	---	---	<0.00600	---	---
Chromium, Trivalent‡	mg/l	---	---	3.00897	TRC	0.89682	TRC	0.11666	TRC	1400	TRC	75	TRC	1400	TRC	---	---	<0.00600	---	---
Cobalt	mg/l	---	---	---	---	---	---	---	---	---	---	---	---	---	---	<0.00600	---	---	---	---
Copper	mg/l	0.5	TRC	0.0392	DIS	0.02265	DIS	0.01438	DIS	1.3	TRC	---	---	1.3	TRC	0.00745	---	<0.01000	---	---
Iron	mg/l	---	---	---	---	---	---	1	DIS	---	---	---	---	---	---	<0.0600	---	---	---	---
Lead	mg/l	0.1	TRC	0.24772	DIS	0.117378	DIS	0.004574	DIS	0.015	TRC	---	---	0.015	TRC	0.000098 j	---	<0.003000	---	---
Magnesium	mg/l	---	---	---	---	---	---	---	---	---	---	---	---	---	---	---	---	9.26	---	---
Manganese	mg/l	---	---	---	---	---	---	---	---	130.66701	---	---	---	130.66701	---	<0.00400	---	0.00550	---	---
Mercury	mg/l	0.01	TRC	0.005	DIS	0.0024	DIS	0.00001	DIS	0.28	TRC	---	---	0.28	TRC	---	<0.00020	---	---	AZ Aquatic and Wildlife - Warm Water Chronic*
Molybdenum	mg/l	---	---	---	---	---	---	---	---	---	---	---	---	---	---	0.02210	---	---	---	---
Nickel	mg/l	---	---	6.64393	DIS	0.74812	DIS	0.08309	DIS	28	TRC	0.511	TRC	28	TRC	<0.00100	---	<0.01000	---	---
Potassium	mg/l	---	---	---	---	---	---	---	---	---	---	---	---	---	---	---	---	2.17	---	---
Selenium	mg/l	0.05	TRC	0.033	TRC	---	---	0.002	TRC	4.667	TRC	0.667	TRC	4.667	TRC	---	---	0.00064 jd	---	---
Silver	mg/l	---	---	0.00834	DIS	0.00834	DIS	---	---	4.667	TRC	8	TRC	4.667	TRC	<0.000100	---	<0.005000	---	---
Sodium	mg/l	---	---	---	---	---	---	---	---	---	---	---	---	---	---	---	---	12.70	---	---
Strontium	mg/l	---	---	---	---	---	---	---	---	---	---	---	---	---	---	0.161	---	---	---	---
Thallium	mg/l	---	---	---	---	0.7	DIS	0.15	DIS	0.075	TRC	0.001	TRC	0.075	TRC	<0.00100	---	<0.00100	---	AZ Fish Consumption*
Zinc	mg/l	25	TRC	1.778	DIS	0.1874	DIS	0.1874	DIS	280	TRC	5.106	TRC	280	TRC	0.0377	---	0.0364	---	---
Other																				
Dissolved Organic Carbon	mg/l	---	---	---	---	---	---	---	---	---	---	---	---	---	---	---	---	---	2.96	---

Station Name	QC 22.6 E
Sample ID	RESE-1002050
Sample Date	2/11/2009
Basin	Upper Queen Creek Watershed
Sub-basin	unknown
QC Type	Field duplicates

Surface Water Hydrochemical Data

MONTGOMERY & ASSOCIATES

Parameters and Constituents		Standards														Results				
Name	Units	AZ Agricultural Livestock Watering		AZ Aquatic and Wildlife - Ephemeral Acute		AZ Aquatic and Wildlife - Warm Water Acute		AZ Aquatic and Wildlife - Warm Water Chronic		AZ Full Body Contact		AZ Fish Consumption		AZ Partial Body Contact		Dissolved Results	Total Results	Total Recoverable Results	Field Results	Use Exceeded
		Standard	Fraction	Standard	Fraction	Standard	Fraction	Standard	Fraction	Standard	Fraction	Standard	Fraction	Standard	Fraction					
Other																				
Mercury, Low Level	ng/l	---	---	---	---	---	---	---	---	---	---	---	---	---	---	0.65	---	---	---	---
Stable Isotopes																				
Delta Deuterium	per mil	---	---	---	---	---	---	---	---	---	---	---	---	---	---	---	-56	---	---	---
Delta Oxygen-18	per mil	---	---	---	---	---	---	---	---	---	---	---	---	---	---	---	-8.5	---	---	---
Delta Oxygen-18 of Sulfate	per mil	---	---	---	---	---	---	---	---	---	---	---	---	---	---	---	4.5	---	---	---
Delta Sulfur-34	per mil	---	---	---	---	---	---	---	---	---	---	---	---	---	---	---	0.5	---	---	---

The hardness value used for calculation of hardness-dependent standards is the hardness of the sample itself, not the hardness of a receiving water.
* Detection limit exceeds standard
‡ For comparison only - no analysis exists

Station Name	QC 22.6 E
Sample ID	RESE-1002049
Sample Date	2/11/2009 4:00:00 PM
Basin	Upper Queen Creek Watershed
Sub-basin	unknown
QC Type	Original data

Surface Water Hydrochemical Data

MONTGOMERY & ASSOCIATES

Parameters and Constituents		Standards														Results				
Name	Units	AZ Agricultural Livestock Watering		AZ Aquatic and Wildlife - Ephemeral Acute		AZ Aquatic and Wildlife - Warm Water Acute		AZ Aquatic and Wildlife - Warm Water Chronic		AZ Full Body Contact		AZ Fish Consumption		AZ Partial Body Contact		Dissolved Results	Total Results	Total Recoverable Results	Field Results	Use Exceeded
		Standard	Fraction	Standard	Fraction	Standard	Fraction	Standard	Fraction	Standard	Fraction	Standard	Fraction	Standard	Fraction					
Field Parameters																				
Dissolved oxygen	mg/l	---	---	---	---	6	---	6	---	---	---	---	---	---	---	---	---	---	3.51	AZ Aquatic and Wildlife - Warm Water Acute† AZ Aquatic and Wildlife - Warm Water Chronic†
Flow Rate	gallons/minute	---	---	---	---	---	---	---	---	---	---	---	---	---	---	---	---	---	52.0	---
pH (Field)	s.u.	6.5 - 9	---	6.5 - 9	---	6.5 - 9	---	6.5 - 9	---	6.5 - 9	---	---	---	6.5 - 9	---	---	---	---	7.29	---
Specific Conductance (Field)	uS/cm	---	---	---	---	---	---	---	---	---	---	---	---	---	---	---	---	---	392.0	---
Temperature (Field)	Deg C	---	---	---	---	---	---	---	---	---	---	---	---	---	---	---	---	---	17.00	---
Turbidity (Field)	NTUs	---	---	---	---	---	---	---	---	---	---	---	---	---	---	---	---	---	1.43	---
Inorganics																				
Alkalinity (as CaCO3)	mg/l	---	---	---	---	---	---	---	---	---	---	---	---	---	---	---	200	---	---	---
Bicarbonate (Calculated by M&A)	mg/l	---	---	---	---	---	---	---	---	---	---	---	---	---	---	---	244	---	---	---
Bicarbonate Alkalinity (as CaCO3)	mg/l	---	---	---	---	---	---	---	---	---	---	---	---	---	---	---	200	---	---	---
Bromide	mg/l	---	---	---	---	---	---	---	---	---	---	---	---	---	---	---	<0.100	---	---	---
Carbonate (Calculated by M&A)	mg/l	---	---	---	---	---	---	---	---	---	---	---	---	---	---	---	--	---	---	---
Carbonate Alkalinity (as CaCO3)	mg/l	---	---	---	---	---	---	---	---	---	---	---	---	---	---	---	<1.00	---	---	---
Chloride	mg/l	---	---	---	---	---	---	---	---	---	---	---	---	---	---	---	<0.200	---	---	---
Fluoride	mg/l	---	---	---	---	---	---	---	---	140	---	---	---	140	---	---	<0.100	---	---	---
Hardness (as CaCO3)	mg/l	---	---	---	---	---	---	---	---	---	---	---	---	---	---	180	---	---	---	---
Silica	mg/l	---	---	---	---	---	---	---	---	---	---	---	---	---	---	27.6	---	---	---	---
Sulfate	mg/l	---	---	---	---	---	---	---	---	---	---	---	---	---	---	---	31.0	---	---	---
Lab Parameters																				
Total Dissolved Solids (Laboratory)	mg/l	---	---	---	---	---	---	---	---	---	---	---	---	---	---	---	267	---	---	---
Total Suspended Solids	mg/l	---	---	---	---	---	---	---	---	---	---	---	---	---	---	---	<5.00	---	---	---
Metals																				
Aluminum	mg/l	---	---	---	---	---	---	---	---	---	---	---	---	---	---	<0.0800	---	---	---	---
Antimony	mg/l	---	---	---	---	0.088	DIS	0.03	DIS	0.747	TRC	0.64	TRC	0.747	TRC	<0.00300	---	<0.00300	---	---
Arsenic	mg/l	0.2	TRC	0.44	DIS	0.34	DIS	0.15	DIS	0.03	TRC	0.08	TRC	0.28	TRC	0.02800	---	<0.02500	---	---
Barium	mg/l	---	---	---	---	---	---	---	---	98	TRC	---	---	98	TRC	0.00890	---	---	---	---
Beryllium	mg/l	---	---	---	---	---	---	---	---	1.867	TRC	0.084	TRC	1.867	TRC	<0.00200	---	<0.00200	---	---
Boron	mg/l	---	---	---	---	---	---	---	---	186.667	TRC	---	---	186.667	TRC	---	---	<0.0400	---	---
Cadmium	mg/l	0.05	---	0.040372	DIS	0.013931	DIS	0.000844	DIS	0.7	TRC	0.084	TRC	0.7	TRC	0.000141 j	---	<0.002000	---	---
Calcium	mg/l	---	---	---	---	---	---	---	---	---	---	---	---	---	---	---	---	56.1	---	---
Chromium	mg/l	1	---	---	---	---	---	---	---	---	---	---	---	---	---	---	---	<0.00600	---	---
Chromium, Hexavalent‡	mg/l	---	---	0.034	DIS	0.016	DIS	0.011	DIS	2.8	TRC	0.15	TRC	2.8	TRC	---	---	<0.00600	---	---
Chromium, Trivalent‡	mg/l	---	---	3.09369	TRC	0.92207	TRC	0.11994	TRC	1400	TRC	75	TRC	1400	TRC	---	---	<0.00600	---	---
Cobalt	mg/l	---	---	---	---	---	---	---	---	---	---	---	---	---	---	<0.00600	---	---	---	---
Copper	mg/l	0.5	TRC	0.04047	DIS	0.02338	DIS	0.0148	DIS	1.3	TRC	---	---	1.3	TRC	0.00739	---	<0.01000	---	---
Iron	mg/l	---	---	---	---	---	---	1	DIS	---	---	---	---	---	---	<0.0600	---	---	---	---
Lead	mg/l	0.1	TRC	0.256846	DIS	0.121702	DIS	0.004743	DIS	0.015	TRC	---	---	0.015	TRC	0.000110 j	---	<0.003000	---	---
Magnesium	mg/l	---	---	---	---	---	---	---	---	---	---	---	---	---	---	---	---	9.56	---	---
Manganese	mg/l	---	---	---	---	---	---	---	---	130.66701	---	---	---	130.66701	---	0.01150	---	0.00650	---	---
Mercury	mg/l	0.01	TRC	0.005	DIS	0.0024	DIS	0.00001	DIS	0.28	TRC	---	---	0.28	TRC	---	<0.00020	---	---	AZ Aquatic and Wildlife - Warm Water Chronic*
Molybdenum	mg/l	---	---	---	---	---	---	---	---	---	---	---	---	---	---	0.02260	---	---	---	---
Nickel	mg/l	---	---	6.83724	DIS	0.76988	DIS	0.08551	DIS	28	TRC	0.511	TRC	28	TRC	0.00134	---	<0.01000	---	---
Potassium	mg/l	---	---	---	---	---	---	---	---	---	---	---	---	---	---	---	---	2.21	---	---
Selenium	mg/l	0.05	TRC	0.033	TRC	---	---	0.002	TRC	4.667	TRC	0.667	TRC	4.667	TRC	---	---	0.00029 jd	---	---
Silver	mg/l	---	---	0.008841	DIS	0.008841	DIS	---	---	4.667	TRC	8	TRC	4.667	TRC	<0.000100	---	<0.005000	---	---

Station Name	QC 22.6 E
Sample ID	RESE-1002049
Sample Date	2/11/2009 4:00:00 PM
Basin	Upper Queen Creek Watershed
Sub-basin	unknown
QC Type	Original data

Surface Water Hydrochemical Data

MONTGOMERY & ASSOCIATES

Parameters and Constituents		Standards														Results				
Name	Units	AZ Agricultural Livestock Watering		AZ Aquatic and Wildlife - Ephemeral Acute		AZ Aquatic and Wildlife - Warm Water Acute		AZ Aquatic and Wildlife - Warm Water Chronic		AZ Full Body Contact		AZ Fish Consumption		AZ Partial Body Contact		Dissolved Results	Total Results	Total Recoverable Results	Field Results	Use Exceeded
		Standard	Fraction	Standard	Fraction	Standard	Fraction	Standard	Fraction	Standard	Fraction	Standard	Fraction	Standard	Fraction					
Metals																				
Sodium	mg/l	---	---	---	---	---	---	---	---	---	---	---	---	---	---	---	---	13.00	---	---
Strontium	mg/l	---	---	---	---	---	---	---	---	---	---	---	---	---	---	0.157	---	---	---	---
Thallium	mg/l	---	---	---	---	0.7	DIS	0.15	DIS	0.075	TRC	0.001	TRC	0.075	TRC	<0.00100	---	<0.00100	---	AZ Fish Consumption*
Zinc	mg/l	25	TRC	1.8298	DIS	0.1928	DIS	0.1928	DIS	280	TRC	5.106	TRC	280	TRC	0.0392	---	0.0379	---	---
Other																				
Dissolved Organic Carbon	mg/l	---	---	---	---	---	---	---	---	---	---	---	---	---	---	---	---	---	3.27	---
Mercury, Low Level	ng/l	---	---	---	---	---	---	---	---	---	---	---	---	---	---	<0.50	---	---	---	---
Stable Isotopes																				
Delta Deuterium	per mil	---	---	---	---	---	---	---	---	---	---	---	---	---	---	---	-57	---	---	---
Delta Oxygen-18	per mil	---	---	---	---	---	---	---	---	---	---	---	---	---	---	---	-8.4	---	---	---
Delta Oxygen-18 of Sulfate	per mil	---	---	---	---	---	---	---	---	---	---	---	---	---	---	---	5.3	---	---	---
Delta Sulfur-34	per mil	---	---	---	---	---	---	---	---	---	---	---	---	---	---	---	0.7	---	---	---

The hardness value used for calculation of hardness-dependent standards is the hardness of the sample itself, not the hardness of a receiving water.
* Detection limit exceeds standard
† Exceedance is considered less than regulatory limit
‡ For comparison only - no analysis exists

Station Name	QC 22.6 E
Sample ID	RESE-1002207
Sample Date	2/27/2012 10:25:00 AM
Basin	Upper Queen Creek Watershed
Sub-basin	unknown
QC Type	Original data

Surface Water Hydrochemical Data

MONTGOMERY & ASSOCIATES

Parameters and Constituents		Standards														Results				
Name	Units	AZ Agricultural Livestock Watering		AZ Aquatic and Wildlife - Ephemeral Acute		AZ Aquatic and Wildlife - Warm Water Acute		AZ Aquatic and Wildlife - Warm Water Chronic		AZ Full Body Contact		AZ Fish Consumption		AZ Partial Body Contact		Dissolved Results	Total Results	Total Recoverable Results	Field Results	Use Exceeded
		Standard	Fraction	Standard	Fraction	Standard	Fraction	Standard	Fraction	Standard	Fraction	Standard	Fraction	Standard	Fraction					
Field Parameters																				
Dissolved oxygen	mg/l	---	---	---	---	6	---	6	---	---	---	---	---	---	---	---	---	---	6.71	---
Flow Rate	gallons/minute	---	---	---	---	---	---	---	---	---	---	---	---	---	---	---	---	---	3.0 j	---
pH (Field)	s.u.	6.5 - 9	---	6.5 - 9	---	6.5 - 9	---	6.5 - 9	---	6.5 - 9	---	---	---	6.5 - 9	---	---	---	---	7.89	---
Specific Conductance (Field)	uS/cm	---	---	---	---	---	---	---	---	---	---	---	---	---	---	---	---	---	445.0	---
Temperature (Field)	Deg C	---	---	---	---	---	---	---	---	---	---	---	---	---	---	---	---	---	17.60	---
Turbidity (Field)	NTUs	---	---	---	---	---	---	---	---	---	---	---	---	---	---	---	---	---	7.33	---
Inorganics																				
Alkalinity (as CaCO3)	mg/l	---	---	---	---	---	---	---	---	---	---	---	---	---	---	---	210	---	---	---
Bicarbonate (Calculated by M&A)	mg/l	---	---	---	---	---	---	---	---	---	---	---	---	---	---	---	256	---	---	---
Bicarbonate Alkalinity (as CaCO3)	mg/l	---	---	---	---	---	---	---	---	---	---	---	---	---	---	---	210	---	---	---
Bromide	mg/l	---	---	---	---	---	---	---	---	---	---	---	---	---	---	---	<0.100	---	---	---
Carbonate (Calculated by M&A)	mg/l	---	---	---	---	---	---	---	---	---	---	---	---	---	---	---	--	---	---	---
Carbonate Alkalinity (as CaCO3)	mg/l	---	---	---	---	---	---	---	---	---	---	---	---	---	---	---	<1.00	---	---	---
Chloride	mg/l	---	---	---	---	---	---	---	---	---	---	---	---	---	---	---	10.700	---	---	---
Fluoride	mg/l	---	---	---	---	---	---	---	---	140	---	---	---	140	---	---	0.130	---	---	---
Hardness (as CaCO3)	mg/l	---	---	---	---	---	---	---	---	---	---	---	---	---	---	---	---	221	---	---
Silica	mg/l	---	---	---	---	---	---	---	---	---	---	---	---	---	---	30.5	---	---	---	---
Sulfate	mg/l	---	---	---	---	---	---	---	---	---	---	---	---	---	---	---	38.2	---	---	---
Lab Parameters																				
Total Dissolved Solids (Laboratory)	mg/l	---	---	---	---	---	---	---	---	---	---	---	---	---	---	---	301	---	---	---
Total Suspended Solids	mg/l	---	---	---	---	---	---	---	---	---	---	---	---	---	---	---	5.00	---	---	---
Metals																				
Aluminum	mg/l	---	---	---	---	---	---	---	---	---	---	---	---	---	---	<0.0800	---	---	---	---
Antimony	mg/l	---	---	---	---	0.088	DIS	0.03	DIS	0.747	TRC	0.64	TRC	0.747	TRC	<0.00300	---	<0.00300	---	---
Arsenic	mg/l	0.2	TRC	0.44	DIS	0.34	DIS	0.15	DIS	0.03	TRC	0.08	TRC	0.28	TRC	<0.02500	---	<0.02500	---	---
Barium	mg/l	---	---	---	---	---	---	---	---	98	TRC	---	---	98	TRC	---	---	0.01100	---	---
Beryllium	mg/l	---	---	---	---	---	---	---	---	1.867	TRC	0.084	TRC	1.867	TRC	---	---	<0.00200	---	---
Boron	mg/l	---	---	---	---	---	---	---	---	186.667	TRC	---	---	186.667	TRC	---	---	<0.0400	---	---
Cadmium	mg/l	0.05	---	0.049273	DIS	0.017003	DIS	0.000973	DIS	0.7	TRC	0.084	TRC	0.7	TRC	0.000150 j	---	<0.002000	---	---
Calcium	mg/l	---	---	---	---	---	---	---	---	---	---	---	---	---	---	---	---	68.6	---	---
Chromium	mg/l	1	---	---	---	---	---	---	---	---	---	---	---	---	---	---	---	<0.00600	---	---
Chromium, Hexavalent‡	mg/l	---	---	0.034	DIS	0.016	DIS	0.011	DIS	2.8	TRC	0.15	TRC	2.8	TRC	---	---	<0.00600	---	---
Chromium, Trivalent‡	mg/l	---	---	3.65987	TRC	1.09082	TRC	0.14189	TRC	1400	TRC	75	TRC	1400	TRC	---	---	<0.00600	---	---
Cobalt	mg/l	---	---	---	---	---	---	---	---	---	---	---	---	---	---	<0.00600	---	---	---	---
Copper	mg/l	0.5	TRC	0.0491	DIS	0.02837	DIS	0.01764	DIS	1.3	TRC	---	---	1.3	TRC	0.00290	---	<0.01000	---	---
Iron	mg/l	---	---	---	---	---	---	1	DIS	---	---	---	---	---	---	<0.0600	---	---	---	---
Lead	mg/l	0.1	TRC	0.319382	DIS	0.151334	DIS	0.005897	DIS	0.015	TRC	---	---	0.015	TRC	0.000066 j	---	<0.003000	---	---
Magnesium	mg/l	---	---	---	---	---	---	---	---	---	---	---	---	---	---	---	---	12.00	---	---
Manganese	mg/l	---	---	---	---	---	---	---	---	130.66701	---	---	---	130.66701	---	<0.00400	---	<0.00400	---	---
Mercury	mg/l	0.01	TRC	0.005	DIS	0.0024	DIS	0.00001	DIS	0.28	TRC	---	---	0.28	TRC	---	<0.00020	---	---	AZ Aquatic and Wildlife - Warm Water Chronic*
Molybdenum	mg/l	---	---	---	---	---	---	---	---	---	---	---	---	---	---	<0.00800	---	---	---	---
Nickel	mg/l	---	---	8.13348	DIS	0.91584	DIS	0.10172	DIS	28	TRC	0.511	TRC	28	TRC	0.00201	---	<0.01000	---	---
Potassium	mg/l	---	---	---	---	---	---	---	---	---	---	---	---	---	---	---	---	2.47	---	---
Selenium	mg/l	0.05	TRC	0.033	TRC	---	---	0.002	TRC	4.667	TRC	0.667	TRC	4.667	TRC	---	---	0.00060 jd	---	---
Silver	mg/l	---	---	0.012583	DIS	0.012583	DIS	---	---	4.667	TRC	8	TRC	4.667	TRC	<0.000100	---	<0.005000	---	---

Station Name	QC 22.6 E
Sample ID	RESE-1002207
Sample Date	2/27/2012 10:25:00 AM
Basin	Upper Queen Creek Watershed
Sub-basin	unknown
QC Type	Original data

Surface Water Hydrochemical Data

MONTGOMERY & ASSOCIATES

Parameters and Constituents		Standards														Results				
Name	Units	AZ Agricultural Livestock Watering		AZ Aquatic and Wildlife - Ephemeral Acute		AZ Aquatic and Wildlife - Warm Water Acute		AZ Aquatic and Wildlife - Warm Water Chronic		AZ Full Body Contact		AZ Fish Consumption		AZ Partial Body Contact		Dissolved Results	Total Results	Total Recoverable Results	Field Results	Use Exceeded
		Standard	Fraction	Standard	Fraction	Standard	Fraction	Standard	Fraction	Standard	Fraction	Standard	Fraction	Standard	Fraction					
Metals																				
Sodium	mg/l	---	---	---	---	---	---	---	---	---	---	---	---	---	---	---	---	13.70	---	---
Thallium	mg/l	---	---	---	---	0.7	DIS	0.15	DIS	0.075	TRC	0.001	TRC	0.075	TRC	<0.00100	---	<0.00100	---	AZ Fish Consumption*
Zinc	mg/l	25	TRC	2.1772	DIS	0.2294	DIS	0.2294	DIS	280	TRC	5.106	TRC	280	TRC	0.0285	---	0.0286	---	---

The hardness value used for calculation of hardness-dependent standards is the hardness of the sample itself, not the hardness of a receiving water.
* Detection limit exceeds standard
‡ For comparison only - no analysis exists

Station Name	QC 22.6 E
Sample ID	RESE-1003072
Sample Date	12/17/2012 1:20:00 PM
Basin	Upper Queen Creek Watershed
Sub-basin	unknown
QC Type	Original data

Surface Water Hydrochemical Data

MONTGOMERY & ASSOCIATES

Parameters and Constituents		Standards														Results				
Name	Units	AZ Agricultural Livestock Watering		AZ Aquatic and Wildlife - Ephemeral Acute		AZ Aquatic and Wildlife - Warm Water Acute		AZ Aquatic and Wildlife - Warm Water Chronic		AZ Full Body Contact		AZ Fish Consumption		AZ Partial Body Contact		Dissolved Results	Total Results	Total Recoverable Results	Field Results	Use Exceeded
		Standard	Fraction	Standard	Fraction	Standard	Fraction	Standard	Fraction	Standard	Fraction	Standard	Fraction	Standard	Fraction					
Field Parameters																				
Dissolved oxygen	mg/l	---	---	---	---	6	---	6	---	---	---	---	---	---	---	---	---	---	6.62	---
Flow Rate	gallons/minute	---	---	---	---	---	---	---	---	---	---	---	---	---	---	---	---	---	5.0 j	---
pH (Field)	s.u.	6.5 - 9	---	6.5 - 9	---	6.5 - 9	---	6.5 - 9	---	6.5 - 9	---	---	---	6.5 - 9	---	---	---	---	7.34	---
Specific Conductance (Field)	uS/cm	---	---	---	---	---	---	---	---	---	---	---	---	---	---	---	---	---	376.0	---
Temperature (Field)	Deg C	---	---	---	---	---	---	---	---	---	---	---	---	---	---	---	---	---	18.62	---
Inorganics																				
Alkalinity (as CaCO3)	mg/l	---	---	---	---	---	---	---	---	---	---	---	---	---	---	---	205	---	---	---
Bicarbonate (Calculated by M&A)	mg/l	---	---	---	---	---	---	---	---	---	---	---	---	---	---	---	250	---	---	---
Bicarbonate Alkalinity (as CaCO3)	mg/l	---	---	---	---	---	---	---	---	---	---	---	---	---	---	---	205	---	---	---
Bromide	mg/l	---	---	---	---	---	---	---	---	---	---	---	---	---	---	---	0.110	---	---	---
Carbonate (Calculated by M&A)	mg/l	---	---	---	---	---	---	---	---	---	---	---	---	---	---	---	--	---	---	---
Carbonate Alkalinity (as CaCO3)	mg/l	---	---	---	---	---	---	---	---	---	---	---	---	---	---	---	<1.00	---	---	---
Chloride	mg/l	---	---	---	---	---	---	---	---	---	---	---	---	---	---	---	10.900	---	---	---
Fluoride	mg/l	---	---	---	---	---	---	---	---	140	---	---	---	140	---	---	0.140	---	---	---
Hardness (as CaCO3)	mg/l	---	---	---	---	---	---	---	---	---	---	---	---	---	---	---	---	221	---	---
Silica	mg/l	---	---	---	---	---	---	---	---	---	---	---	---	---	---	29.9	---	---	---	---
Sulfate	mg/l	---	---	---	---	---	---	---	---	---	---	---	---	---	---	---	46.2	---	---	---
Lab Parameters																				
Total Dissolved Solids (Laboratory)	mg/l	---	---	---	---	---	---	---	---	---	---	---	---	---	---	---	304	---	---	---
Total Suspended Solids	mg/l	---	---	---	---	---	---	---	---	---	---	---	---	---	---	---	<5.00	---	---	---
Metals																				
Aluminum	mg/l	---	---	---	---	---	---	---	---	---	---	---	---	---	---	<0.0800	---	---	---	---
Antimony	mg/l	---	---	---	---	0.088	DIS	0.03	DIS	0.747	TRC	0.64	TRC	0.747	TRC	<0.00300	---	<0.00300	---	---
Arsenic	mg/l	0.2	TRC	0.44	DIS	0.34	DIS	0.15	DIS	0.03	TRC	0.08	TRC	0.28	TRC	<0.02500	---	<0.02500	---	---
Barium	mg/l	---	---	---	---	---	---	---	---	98	TRC	---	---	98	TRC	---	---	0.01320	---	---
Beryllium	mg/l	---	---	---	---	---	---	---	---	1.867	TRC	0.084	TRC	1.867	TRC	---	---	<0.00200	---	---
Boron	mg/l	---	---	---	---	---	---	---	---	186.667	TRC	---	---	186.667	TRC	---	---	<0.0400	---	---
Cadmium	mg/l	0.05	---	0.049273	DIS	0.017003	DIS	0.000973	DIS	0.7	TRC	0.084	TRC	0.7	TRC	0.000210	---	<0.002000	---	---
Calcium	mg/l	---	---	---	---	---	---	---	---	---	---	---	---	---	---	---	---	69.0	---	---
Chromium	mg/l	1	---	---	---	---	---	---	---	---	---	---	---	---	---	---	---	<0.00600	---	---
Chromium, Hexavalent‡	mg/l	---	---	0.034	DIS	0.016	DIS	0.011	DIS	2.8	TRC	0.15	TRC	2.8	TRC	---	---	<0.00600	---	---
Chromium, Trivalent‡	mg/l	---	---	3.65987	TRC	1.09082	TRC	0.14189	TRC	1400	TRC	75	TRC	1400	TRC	---	---	<0.00600	---	---
Cobalt	mg/l	---	---	---	---	---	---	---	---	---	---	---	---	---	---	<0.00600	---	---	---	---
Copper	mg/l	0.5	TRC	0.0491	DIS	0.02837	DIS	0.01764	DIS	1.3	TRC	---	---	1.3	TRC	0.01570	---	0.03200	---	---
Iron	mg/l	---	---	---	---	---	---	1	DIS	---	---	---	---	---	---	<0.0600	---	---	---	---
Lead	mg/l	0.1	TRC	0.319382	DIS	0.151334	DIS	0.005897	DIS	0.015	TRC	---	---	0.015	TRC	0.000313 j	---	0.009520	---	---
Magnesium	mg/l	---	---	---	---	---	---	---	---	---	---	---	---	---	---	---	---	11.90	---	---
Manganese	mg/l	---	---	---	---	---	---	---	---	130.66701	---	---	---	130.66701	---	0.00880	---	0.09720	---	---
Mercury	mg/l	0.01	TRC	0.005	DIS	0.0024	DIS	0.00001	DIS	0.28	TRC	---	---	0.28	TRC	---	<0.00020	---	---	AZ Aquatic and Wildlife - Warm Water Chronic*
Molybdenum	mg/l	---	---	---	---	---	---	---	---	---	---	---	---	---	---	<0.00800	---	---	---	---
Nickel	mg/l	---	---	8.13348	DIS	0.91584	DIS	0.10172	DIS	28	TRC	0.511	TRC	28	TRC	0.00243	---	<0.01000	---	---
Potassium	mg/l	---	---	---	---	---	---	---	---	---	---	---	---	---	---	---	---	2.74	---	---
Selenium	mg/l	0.05	TRC	0.033	TRC	---	---	0.002	TRC	4.667	TRC	0.667	TRC	4.667	TRC	---	---	0.00209 jd	---	AZ Aquatic and Wildlife - Warm Water Chronic
Silver	mg/l	---	---	0.012583	DIS	0.012583	DIS	---	---	4.667	TRC	8	TRC	4.667	TRC	<0.000100	---	<0.005000	---	---
Sodium	mg/l	---	---	---	---	---	---	---	---	---	---	---	---	---	---	---	---	14.50	---	---

Station Name	QC 22.6 E
Sample ID	RESE-1003072
Sample Date	12/17/2012 1:20:00 PM
Basin	Upper Queen Creek Watershed
Sub-basin	unknown
QC Type	Original data

Surface Water Hydrochemical Data

MONTGOMERY & ASSOCIATES

Parameters and Constituents		Standards														Results				
Name	Units	AZ Agricultural Livestock Watering		AZ Aquatic and Wildlife - Ephemeral Acute		AZ Aquatic and Wildlife - Warm Water Acute		AZ Aquatic and Wildlife - Warm Water Chronic		AZ Full Body Contact		AZ Fish Consumption		AZ Partial Body Contact		Dissolved Results	Total Results	Total Recoverable Results	Field Results	Use Exceeded
		Standard	Fraction	Standard	Fraction	Standard	Fraction	Standard	Fraction	Standard	Fraction	Standard	Fraction	Standard	Fraction					
Metals																				
Thallium	mg/l	---	---	---	---	0.7	DIS	0.15	DIS	0.075	TRC	0.001	TRC	0.075	TRC	<0.00100	---	<0.00100	---	AZ Fish Consumption*
Zinc	mg/l	25	TRC	2.1772	DIS	0.2294	DIS	0.2294	DIS	280	TRC	5.106	TRC	280	TRC	0.0345	---	0.0826	---	---

The hardness value used for calculation of hardness-dependent standards is the hardness of the sample itself, not the hardness of a receiving water.
* Detection limit exceeds standard
‡ For comparison only - no analysis exists

Station Name	QC 22.6 E
Sample ID	RESE-1003075
Sample Date	1/29/2013 1:00:00 PM
Basin	Upper Queen Creek Watershed
Sub-basin	unknown
QC Type	Original data

Surface Water Hydrochemical Data

MONTGOMERY & ASSOCIATES

Parameters and Constituents		Standards														Results				
Name	Units	AZ Agricultural Livestock Watering		AZ Aquatic and Wildlife - Ephemeral Acute		AZ Aquatic and Wildlife - Warm Water Acute		AZ Aquatic and Wildlife - Warm Water Chronic		AZ Full Body Contact		AZ Fish Consumption		AZ Partial Body Contact		Dissolved Results	Total Results	Total Recoverable Results	Field Results	Use Exceeded
		Standard	Fraction	Standard	Fraction	Standard	Fraction	Standard	Fraction	Standard	Fraction	Standard	Fraction	Standard	Fraction					
Field Parameters																				
Flow Rate	gallons/minute	---	---	---	---	---	---	---	---	---	---	---	---	---	---	---	---	---	40.0 j	---
pH (Field)	s.u.	6.5 - 9	---	6.5 - 9	---	6.5 - 9	---	6.5 - 9	---	6.5 - 9	---	---	---	6.5 - 9	---	---	---	---	7.38	---
Specific Conductance (Field)	uS/cm	---	---	---	---	---	---	---	---	---	---	---	---	---	---	---	---	---	309.8	---
Temperature (Field)	Deg C	---	---	---	---	---	---	---	---	---	---	---	---	---	---	---	---	---	15.30	---
Inorganics																				
Alkalinity (as CaCO3)	mg/l	---	---	---	---	---	---	---	---	---	---	---	---	---	---	---	168	---	---	---
Bicarbonate (Calculated by M&A)	mg/l	---	---	---	---	---	---	---	---	---	---	---	---	---	---	---	205	---	---	---
Bicarbonate Alkalinity (as CaCO3)	mg/l	---	---	---	---	---	---	---	---	---	---	---	---	---	---	---	168	---	---	---
Bromide	mg/l	---	---	---	---	---	---	---	---	---	---	---	---	---	---	---	<0.100	---	---	---
Carbonate (Calculated by M&A)	mg/l	---	---	---	---	---	---	---	---	---	---	---	---	---	---	---	--	---	---	---
Carbonate Alkalinity (as CaCO3)	mg/l	---	---	---	---	---	---	---	---	---	---	---	---	---	---	---	<1.00	---	---	---
Chloride	mg/l	---	---	---	---	---	---	---	---	---	---	---	---	---	---	---	8.850	---	---	---
Fluoride	mg/l	---	---	---	---	---	---	---	---	140	---	---	---	140	---	---	0.110	---	---	---
Hardness (as CaCO3)	mg/l	---	---	---	---	---	---	---	---	---	---	---	---	---	---	---	---	187	---	---
Silica	mg/l	---	---	---	---	---	---	---	---	---	---	---	---	---	---	27.4	---	---	---	---
Sulfate	mg/l	---	---	---	---	---	---	---	---	---	---	---	---	---	---	---	31.3	---	---	---
Lab Parameters																				
Total Dissolved Solids (Laboratory)	mg/l	---	---	---	---	---	---	---	---	---	---	---	---	---	---	---	245	---	---	---
Total Suspended Solids	mg/l	---	---	---	---	---	---	---	---	---	---	---	---	---	---	---	<5.00	---	---	---
Metals																				
Aluminum	mg/l	---	---	---	---	---	---	---	---	---	---	---	---	---	---	<0.0800	---	---	---	---
Antimony	mg/l	---	---	---	---	0.088	DIS	0.03	DIS	0.747	TRC	0.64	TRC	0.747	TRC	<0.00300	---	<0.00300	---	---
Arsenic	mg/l	0.2	TRC	0.44	DIS	0.34	DIS	0.15	DIS	0.03	TRC	0.08	TRC	0.28	TRC	<0.02500	---	<0.02500	---	---
Barium	mg/l	---	---	---	---	---	---	---	---	98	TRC	---	---	98	TRC	---	---	0.00870	---	---
Beryllium	mg/l	---	---	---	---	---	---	---	---	1.867	TRC	0.084	TRC	1.867	TRC	---	---	<0.00200	---	---
Boron	mg/l	---	---	---	---	---	---	---	---	186.667	TRC	---	---	186.667	TRC	---	---	<0.0400	---	---
Cadmium	mg/l	0.05	---	0.041896	DIS	0.014457	DIS	0.000867	DIS	0.7	TRC	0.084	TRC	0.7	TRC	0.000170 j	---	<0.002000	---	---
Calcium	mg/l	---	---	---	---	---	---	---	---	---	---	---	---	---	---	---	---	58.9	---	---
Chromium	mg/l	1	---	---	---	---	---	---	---	---	---	---	---	---	---	---	---	<0.00600	---	---
Chromium, Hexavalent‡	mg/l	---	---	0.034	DIS	0.016	DIS	0.011	DIS	2.8	TRC	0.15	TRC	2.8	TRC	---	---	<0.00600	---	---
Chromium, Trivalent‡	mg/l	---	---	3.19188	TRC	0.95133	TRC	0.12375	TRC	1400	TRC	75	TRC	1400	TRC	---	---	<0.00600	---	---
Cobalt	mg/l	---	---	---	---	---	---	---	---	---	---	---	---	---	---	<0.00600	---	---	---	---
Copper	mg/l	0.5	TRC	0.04195	DIS	0.02424	DIS	0.01529	DIS	1.3	TRC	---	---	1.3	TRC	0.00729	---	0.01100	---	---
Iron	mg/l	---	---	---	---	---	---	1	DIS	---	---	---	---	---	---	<0.0600	---	---	---	---
Lead	mg/l	0.1	TRC	0.267504	DIS	0.126752	DIS	0.004939	DIS	0.015	TRC	---	---	0.015	TRC	0.000134 j	---	<0.003000	---	---
Magnesium	mg/l	---	---	---	---	---	---	---	---	---	---	---	---	---	---	---	---	9.72	---	---
Manganese	mg/l	---	---	---	---	---	---	---	---	130.66701	---	---	---	130.66701	---	<0.00400	---	0.00590	---	---
Mercury	mg/l	0.01	TRC	0.005	DIS	0.0024	DIS	0.00001	DIS	0.28	TRC	---	---	0.28	TRC	---	<0.00020	---	---	AZ Aquatic and Wildlife - Warm Water Chronic*
Molybdenum	mg/l	---	---	---	---	---	---	---	---	---	---	---	---	---	---	<0.00800	---	---	---	---
Nickel	mg/l	---	---	7.06152	DIS	0.79514	DIS	0.08832	DIS	28	TRC	0.511	TRC	28	TRC	0.00190	---	<0.01000	---	---
Potassium	mg/l	---	---	---	---	---	---	---	---	---	---	---	---	---	---	---	---	2.22	---	---
Selenium	mg/l	0.05	TRC	0.033	TRC	---	---	0.002	TRC	4.667	TRC	0.667	TRC	4.667	TRC	---	---	0.00058 jd	---	---
Silver	mg/l	---	---	0.00944	DIS	0.00944	DIS	---	---	4.667	TRC	8	TRC	4.667	TRC	<0.000100	---	<0.005000	---	---
Sodium	mg/l	---	---	---	---	---	---	---	---	---	---	---	---	---	---	---	---	13.30	---	---
Thallium	mg/l	---	---	---	---	0.7	DIS	0.15	DIS	0.075	TRC	0.001	TRC	0.075	TRC	<0.00100	---	<0.00100	---	AZ Fish Consumption*

Station Name	QC 22.6 E
Sample ID	RESE-1003075
Sample Date	1/29/2013 1:00:00 PM
Basin	Upper Queen Creek Watershed
Sub-basin	unknown
QC Type	Original data

Surface Water Hydrochemical Data

MONTGOMERY & ASSOCIATES

Parameters and Constituents		Standards														Results				
Name	Units	AZ Agricultural Livestock Watering		AZ Aquatic and Wildlife - Ephemeral Acute		AZ Aquatic and Wildlife - Warm Water Acute		AZ Aquatic and Wildlife - Warm Water Chronic		AZ Full Body Contact		AZ Fish Consumption		AZ Partial Body Contact		Dissolved Results	Total Results	Total Recoverable Results	Field Results	Use Exceeded
		Standard	Fraction	Standard	Fraction	Standard	Fraction	Standard	Fraction	Standard	Fraction	Standard	Fraction	Standard	Fraction					
Metals																				
Zinc	mg/l	25	TRC	1.8899	DIS	0.1992	DIS	0.1992	DIS	280	TRC	5.106	TRC	280	TRC	0.0371	---	0.0410	---	---

The hardness value used for calculation of hardness-dependent standards is the hardness of the sample itself, not the hardness of a receiving water.
* Detection limit exceeds standard
‡ For comparison only - no analysis exists

Explanation of Codes

Absent = Analyte not present	ND = Not Detected
ge = Greater than or equal to reported value	Not Applicable = Analyte not applicable
i = Insufficient sample	q = Uncertain value
j = Estimated value	r = Unusable data
j+ = Estimated value, high bias	< = Less than reported detection limit
j- = Estimated value, low bias	> = Greater than reported value
Lost = Sample lost in processing	d = Diluted. Diluted samples are indicated only when value is estimated.
n = Not measured	LD = Laboratory duplicate
na = Not available	SP = Split sample
Present = Analyte was detected	SPD = Split-Duplicate

Station Name	QC 21.7 C
Sample ID	RESE-1002018
Sample Date	8/28/2008 11:30:00 AM
Basin	Lower Queen Creek Watershed
Sub-basin	unknown
QC Type	Original data

Surface Water Hydrochemical Data

MONTGOMERY & ASSOCIATES

Parameters and Constituents		Standards														Results				
Name	Units	AZ Agricultural Livestock Watering		AZ Aquatic and Wildlife - Ephemeral Acute		AZ Aquatic and Wildlife - Warm Water Acute		AZ Aquatic and Wildlife - Warm Water Chronic		AZ Full Body Contact		AZ Fish Consumption		AZ Partial Body Contact		Dissolved Results	Total Results	Total Recoverable Results	Field Results	Use Exceeded
		Standard	Fraction	Standard	Fraction	Standard	Fraction	Standard	Fraction	Standard	Fraction	Standard	Fraction	Standard	Fraction					
Field Parameters																				
Dissolved oxygen	mg/l	---	---	---	---	6	---	6	---	---	---	---	---	---	---	---	---	---	7.60	---
Flow Rate	gallons/minute	---	---	---	---	---	---	---	---	---	---	---	---	---	---	---	---	---	1650.0	---
pH (Field)	s.u.	6.5 - 9	---	6.5 - 9	---	6.5 - 9	---	6.5 - 9	---	6.5 - 9	---	---	---	6.5 - 9	---	---	---	---	8.27	---
Specific Conductance (Field)	uS/cm	---	---	---	---	---	---	---	---	---	---	---	---	---	---	---	---	---	335.0	---
Temperature (Field)	Deg C	---	---	---	---	---	---	---	---	---	---	---	---	---	---	---	---	---	26.20	---
Turbidity (Field)	NTUs	---	---	---	---	---	---	---	---	---	---	---	---	---	---	---	---	---	5.84	---
Inorganics																				
Nitrate as N	mg/l	---	---	---	---	---	---	---	---	3733.33	---	---	---	3733.33	---	---	5.60	---	---	---
Nitrate+Nitrite as N (calculated by M&A)	mg/l	---	---	---	---	---	---	---	---	3733.33	---	---	---	3733.33	---	---	5.60	---	---	---
Nitrite as N	mg/l	---	---	---	---	---	---	---	---	233.33	---	---	---	233.33	---	---	<0.10	---	---	---
Orthophosphate as P	mg/l	---	---	---	---	---	---	---	---	---	---	---	---	---	---	---	<0.20	---	---	---
Metals																				
Strontium (by isotope dilution)	ppm	---	---	---	---	---	---	---	---	---	---	---	---	---	---	---	0.1602	---	---	---
Uranium	mg/l	---	---	---	---	---	---	---	---	2.8	---	---	---	2.8	---	---	<0.0003	---	---	---
Radiogenic Isotopes																				
Strontium 87/86	none	---	---	---	---	---	---	---	---	---	---	---	---	---	---	---	0.710004	---	---	---
Tritium	TU	---	---	---	---	---	---	---	---	---	---	---	---	---	---	---	4.60	---	---	---
Radiologicals																				
Gross Alpha	pCi/l	---	---	---	---	---	---	---	---	---	---	---	---	---	---	---	4.7	---	---	---
Gross Beta	pCi/l	---	---	---	---	---	---	---	---	---	---	---	---	---	---	---	<3.3	---	---	---
Uranium Activity (Calc 907.0)	pCi/l	---	---	---	---	---	---	---	---	---	---	---	---	---	---	---	<0.2	---	---	---
Radionuclides																				
Radium 226	pCi/l	---	---	---	---	---	---	---	---	---	---	---	---	---	---	---	<0.20	---	---	---
Radium 226 + Radium 228	pCi/l	---	---	---	---	---	---	---	---	---	---	---	---	---	---	---	--	---	---	---
Radium 228	pCi/l	---	---	---	---	---	---	---	---	---	---	---	---	---	---	---	<1.2	---	---	---
Uranium 234	pCi/l	---	---	---	---	---	---	---	---	---	---	---	---	---	---	---	0.3	---	---	---
Uranium 235	pCi/l	---	---	---	---	---	---	---	---	---	---	---	---	---	---	---	<0.2	---	---	---
Uranium 238	pCi/l	---	---	---	---	---	---	---	---	---	---	---	---	---	---	---	<0.2	---	---	---
Stable Isotopes																				
Delta Deuterium	per mil	---	---	---	---	---	---	---	---	---	---	---	---	---	---	---	-89.0	---	---	---
Delta Oxygen-18	per mil	---	---	---	---	---	---	---	---	---	---	---	---	---	---	---	-11.90	---	---	---
Delta Oxygen-18 of Sulfate	per mil	---	---	---	---	---	---	---	---	---	---	---	---	---	---	---	4.9	---	---	---
Delta Sulfur-34	per mil	---	---	---	---	---	---	---	---	---	---	---	---	---	---	---	-1.1	---	---	---

The hardness value used for calculation of hardness-dependent standards is the hardness of the sample itself, not the hardness of a receiving water.

Station Name	QC 21.7 C
Sample ID	RESE-1002018
Sample Date	8/28/2008 11:30:00 AM
Basin	Lower Queen Creek Watershed
Sub-basin	unknown
QC Type	Laboratory duplicates

Surface Water Hydrochemical Data

MONTGOMERY & ASSOCIATES

Parameters and Constituents		Standards														Results				
Name	Units	AZ Agricultural Livestock Watering		AZ Aquatic and Wildlife - Ephemeral Acute		AZ Aquatic and Wildlife - Warm Water Acute		AZ Aquatic and Wildlife - Warm Water Chronic		AZ Full Body Contact		AZ Fish Consumption		AZ Partial Body Contact		Dissolved Results	Total Results	Total Recoverable Results	Field Results	Use Exceeded
		Standard	Fraction	Standard	Fraction	Standard	Fraction	Standard	Fraction	Standard	Fraction	Standard	Fraction	Standard	Fraction					
Inorganics																				
Alkalinity (as CaCO3)	mg/l	---	---	---	---	---	---	---	---	---	---	---	---	---	---	109.0	112.0	---	---	---
Bicarbonate (Calculated by M&A)	mg/l	---	---	---	---	---	---	---	---	---	---	---	---	---	---	133.0	---	---	---	---
Bicarbonate Alkalinity (as CaCO3)	mg/l	---	---	---	---	---	---	---	---	---	---	---	---	---	---	109.0	112.0	---	---	---
Bromide	mg/l	---	---	---	---	---	---	---	---	---	---	---	---	---	---	---	0.116	---	---	---
Carbonate (Calculated by M&A)	mg/l	---	---	---	---	---	---	---	---	---	---	---	---	---	---	--	---	---	---	---
Carbonate Alkalinity (as CaCO3)	mg/l	---	---	---	---	---	---	---	---	---	---	---	---	---	---	<1.0	<1.0	---	---	---
Chloride	mg/l	---	---	---	---	---	---	---	---	---	---	---	---	---	---	8.82	8.23	---	---	---
Fluoride	mg/l	---	---	---	---	---	---	---	---	140	---	---	---	140	---	---	0.122	---	---	---
Hardness (as CaCO3)	mg/l	---	---	---	---	---	---	---	---	---	---	---	---	---	---	---	134.0	---	---	---
Silica	mg/l	---	---	---	---	---	---	---	---	---	---	---	---	---	---	30.70	---	---	---	---
Sulfate	mg/l	---	---	---	---	---	---	---	---	---	---	---	---	---	---	29.6	32.3	---	---	---
Lab Parameters																				
Total Dissolved Solids (Laboratory)	mg/l	---	---	---	---	---	---	---	---	---	---	---	---	---	---	---	236	---	---	---
Total Suspended Solids	mg/l	---	---	---	---	---	---	---	---	---	---	---	---	---	---	---	<5.0	---	---	---
Metals																				
Aluminum	mg/l	---	---	---	---	---	---	---	---	---	---	---	---	---	---	0.0248 j	---	---	---	---
Antimony	mg/l	---	---	---	---	0.088	DIS	0.03	DIS	0.747	TRC	0.64	TRC	0.747	TRC	0.00110 j	0.00110 j	---	---	---
Arsenic	mg/l	0.2	TRC	0.44	DIS	0.34	DIS	0.15	DIS	0.03	TRC	0.08	TRC	0.28	TRC	0.0209 j	0.014 j	---	---	---
Barium	mg/l	---	---	---	---	---	---	---	---	98	TRC	---	---	98	TRC	0.0289	---	---	---	---
Beryllium	mg/l	---	---	---	---	---	---	---	---	1.867	TRC	0.084	TRC	1.867	TRC	<0.00036	<0.00036	---	---	---
Boron	mg/l	---	---	---	---	---	---	---	---	186.667	TRC	---	---	186.667	TRC	---	0.0342 j	---	---	---
Cadmium	mg/l	0.05	---	0.087609	DIS	0.030232	DIS	0.001468	DIS	0.7	TRC	0.084	TRC	0.7	TRC	<0.000034	<0.000960	---	---	---
Calcium	mg/l	---	---	---	---	---	---	---	---	---	---	---	---	---	---	45.4	41.1	---	---	---
Chromium	mg/l	1	---	---	---	---	---	---	---	---	---	---	---	---	---	---	<0.0010	---	---	---
Chromium, Hexavalent‡	mg/l	---	---	0.034	DIS	0.016	DIS	0.011	DIS	2.8	TRC	0.15	TRC	2.8	TRC	---	<0.0010	---	---	---
Chromium, Trivalent‡	mg/l	---	---	5.9497	TRC	1.7733	TRC	0.2307	TRC	1400	TRC	75	TRC	1400	TRC	---	<0.0010	---	---	---
Cobalt	mg/l	---	---	---	---	---	---	---	---	---	---	---	---	---	---	<0.00065	---	---	---	---
Copper	mg/l	0.5	TRC	0.08588	DIS	0.04962	DIS	0.02928	DIS	1.3	TRC	---	---	1.3	TRC	0.01670	0.01650	---	---	---
Iron	mg/l	---	---	---	---	---	---	1	DIS	---	---	---	---	---	---	<0.0202	---	---	---	---
Lead	mg/l	0.1	TRC	0.592712	DIS	0.280846	DIS	0.010944	DIS	0.015	TRC	---	---	0.015	TRC	0.000079 j	0.000444 j	---	---	---
Magnesium	mg/l	---	---	---	---	---	---	---	---	---	---	---	---	---	---	8.48	7.59	---	---	---
Manganese	mg/l	---	---	---	---	---	---	---	---	130.667	---	---	---	130.667	---	0.0068 j	0.0091 j	---	---	---
Molybdenum	mg/l	---	---	---	---	---	---	---	---	---	---	---	---	---	---	0.0038 j	---	---	---	---
Nickel	mg/l	---	---	13.43579	DIS	1.51289	DIS	0.16804	DIS	28	TRC	0.511	TRC	28	TRC	<0.00230	<0.00230	---	---	---
Potassium	mg/l	---	---	---	---	---	---	---	---	---	---	---	---	---	---	3.09	2.93	---	---	---
Selenium	mg/l	0.05	TRC	0.033	TRC	---	---	0.002	TRC	4.667	TRC	0.667	TRC	4.667	TRC	---	0.00087 j	---	---	---
Silver	mg/l	---	---	0.034911	DIS	0.034911	DIS	---	---	4.667	TRC	8	TRC	4.667	TRC	0.000018 j	<0.000790	---	---	---
Sodium	mg/l	---	---	---	---	---	---	---	---	---	---	---	---	---	---	8.69	7.94	---	---	---
Strontium	mg/l	---	---	---	---	---	---	---	---	---	---	---	---	---	---	0.1500	---	---	---	---
Strontium (by isotope dilution)	ppm	---	---	---	---	---	---	---	---	---	---	---	---	---	---	---	0.1599	---	---	---
Thallium	mg/l	---	---	---	---	0.7	DIS	0.15	DIS	0.075	TRC	0.001	TRC	0.075	TRC	<0.000018	<0.000018	---	---	---
Zinc	mg/l	25	TRC	3.5994	DIS	0.3793	DIS	0.3793	DIS	280	TRC	5.106	TRC	280	TRC	<0.0019	0.0032 j	---	---	---
Other																				
Dissolved Organic Carbon	mg/l	---	---	---	---	---	---	---	---	---	---	---	---	---	---	---	---	---	7.91	---
Radiogenic Isotopes																				
Strontium 87/86	none	---	---	---	---	---	---	---	---	---	---	---	---	---	---	---	0.710004	---	---	---

The hardness value used for calculation of hardness-dependent standards is the hardness of the sample itself, not the hardness of a receiving water.

‡ For comparison only - no analysis exists

Station Name	QC 21.7 C
Sample ID	RESE-1002025
Sample Date	11/4/2008 4:30:00 PM
Basin	Lower Queen Creek Watershed
Sub-basin	unknown
QC Type	Original data

Surface Water Hydrochemical Data

MONTGOMERY & ASSOCIATES

Parameters and Constituents		Standards														Results				
Name	Units	AZ Agricultural Livestock Watering		AZ Aquatic and Wildlife - Ephemeral Acute		AZ Aquatic and Wildlife - Warm Water Acute		AZ Aquatic and Wildlife - Warm Water Chronic		AZ Full Body Contact		AZ Fish Consumption		AZ Partial Body Contact		Dissolved Results	Total Results	Total Recoverable Results	Field Results	Use Exceeded
		Standard	Fraction	Standard	Fraction	Standard	Fraction	Standard	Fraction	Standard	Fraction	Standard	Fraction	Standard	Fraction					
Field Parameters																				
Dissolved oxygen	mg/l	---	---	---	---	6	---	6	---	---	---	---	---	---	---	---	---	---	6.33	---
Flow Rate	gallons/minute	---	---	---	---	---	---	---	---	---	---	---	---	---	---	---	---	---	<0.1	---
pH (Field)	s.u.	6.5 - 9	---	6.5 - 9	---	6.5 - 9	---	6.5 - 9	---	6.5 - 9	---	---	---	6.5 - 9	---	---	---	---	8.30	---
Specific Conductance (Field)	uS/cm	---	---	---	---	---	---	---	---	---	---	---	---	---	---	---	---	---	405.0	---
Temperature (Field)	Deg C	---	---	---	---	---	---	---	---	---	---	---	---	---	---	---	---	---	16.50	---
Turbidity (Field)	NTUs	---	---	---	---	---	---	---	---	---	---	---	---	---	---	---	---	---	7.50	---
Inorganics																				
Alkalinity (as CaCO3)	mg/l	---	---	---	---	---	---	---	---	---	---	---	---	---	---	---	157.0	---	---	---
Bicarbonate (Calculated by M&A)	mg/l	---	---	---	---	---	---	---	---	---	---	---	---	---	---	---	191.5	---	---	---
Bicarbonate Alkalinity (as CaCO3)	mg/l	---	---	---	---	---	---	---	---	---	---	---	---	---	---	---	157.0	---	---	---
Bromide	mg/l	---	---	---	---	---	---	---	---	---	---	---	---	---	---	---	0.213	---	---	---
Carbonate (Calculated by M&A)	mg/l	---	---	---	---	---	---	---	---	---	---	---	---	---	---	---	--	---	---	---
Carbonate Alkalinity (as CaCO3)	mg/l	---	---	---	---	---	---	---	---	---	---	---	---	---	---	---	<1.0	---	---	---
Chloride	mg/l	---	---	---	---	---	---	---	---	---	---	---	---	---	---	---	21.40	---	---	---
Fluoride	mg/l	---	---	---	---	---	---	---	---	140	---	---	---	140	---	---	0.290	---	---	---
Hardness (as CaCO3)	mg/l	---	---	---	---	---	---	---	---	---	---	---	---	---	---	159.0	---	---	---	---
Nitrate as N	mg/l	---	---	---	---	---	---	---	---	3733.33	---	---	---	3733.33	---	---	<0.20	---	---	---
Nitrate+Nitrite as N	mg/l	---	---	---	---	---	---	---	---	---	---	---	---	---	---	---	<0.30	---	---	---
Nitrate+Nitrite as N (calculated by M&A)	mg/l	---	---	---	---	---	---	---	---	3733.33	---	---	---	3733.33	---	---	--	---	---	---
Nitrite as N	mg/l	---	---	---	---	---	---	---	---	233.33	---	---	---	233.33	---	---	<0.10	---	---	---
Orthophosphate as P	mg/l	---	---	---	---	---	---	---	---	---	---	---	---	---	---	---	<0.20	---	---	---
Silica	mg/l	---	---	---	---	---	---	---	---	---	---	---	---	---	---	24.50	---	---	---	---
Sulfate	mg/l	---	---	---	---	---	---	---	---	---	---	---	---	---	---	---	24.3	---	---	---
Lab Parameters																				
Total Dissolved Solids (Laboratory)	mg/l	---	---	---	---	---	---	---	---	---	---	---	---	---	---	---	250	---	---	---
Total Suspended Solids	mg/l	---	---	---	---	---	---	---	---	---	---	---	---	---	---	---	11.0	---	---	---
Metals																				
Aluminum	mg/l	---	---	---	---	---	---	---	---	---	---	---	---	---	---	<0.080	---	---	---	---
Antimony	mg/l	---	---	---	---	0.088	DIS	0.03	DIS	0.747	TRC	0.64	TRC	0.747	TRC	<0.00300	---	<0.00300	---	---
Arsenic	mg/l	0.2	TRC	0.44	DIS	0.34	DIS	0.15	DIS	0.03	TRC	0.08	TRC	0.28	TRC	0.028	---	0.040	---	AZ Full Body Contact
Barium	mg/l	---	---	---	---	---	---	---	---	98	TRC	---	---	98	TRC	0.0323	---	---	---	---
Beryllium	mg/l	---	---	---	---	---	---	---	---	1.867	TRC	0.084	TRC	1.867	TRC	<0.00200	---	<0.00200	---	---
Boron	mg/l	---	---	---	---	---	---	---	---	186.667	TRC	---	---	186.667	TRC	---	---	0.054	---	---
Cadmium	mg/l	0.05	---	0.035789	DIS	0.01235	DIS	0.000775	DIS	0.7	TRC	0.084	TRC	0.7	TRC	<0.000200	---	<0.002000	---	---
Calcium	mg/l	---	---	---	---	---	---	---	---	---	---	---	---	---	---	---	---	43.6	---	---
Chromium	mg/l	1	---	---	---	---	---	---	---	---	---	---	---	---	---	---	---	<0.0060	---	---
Chromium, Hexavalent‡	mg/l	---	---	0.034	DIS	0.016	DIS	0.011	DIS	2.8	TRC	0.15	TRC	2.8	TRC	---	---	<0.0060	---	---
Chromium, Trivalent‡	mg/l	---	---	2.7948	TRC	0.833	TRC	0.1084	TRC	1400	TRC	75	TRC	1400	TRC	---	---	<0.0060	---	---
Cobalt	mg/l	---	---	---	---	---	---	---	---	---	---	---	---	---	---	<0.0060	---	---	---	---
Copper	mg/l	0.5	TRC	0.03601	DIS	0.0208	DIS	0.01331	DIS	1.3	TRC	---	---	1.3	TRC	0.00540	---	0.01000	---	---
Iron	mg/l	---	---	---	---	---	---	1	DIS	---	---	---	---	---	---	<0.060	---	---	---	---
Lead	mg/l	0.1	TRC	0.224947	DIS	0.106587	DIS	0.004154	DIS	0.015	TRC	---	---	0.015	TRC	<0.003000	---	<0.003000	---	---
Magnesium	mg/l	---	---	---	---	---	---	---	---	---	---	---	---	---	---	---	---	12.20	---	---
Manganese	mg/l	---	---	---	---	---	---	---	---	130.667	---	---	---	130.667	---	0.2300	---	0.4190	---	---
Mercury	mg/l	0.01	TRC	0.005	DIS	0.0024	DIS	0.00001	DIS	0.28	TRC	---	---	0.28	TRC	<0.00020	<0.00020	---	---	AZ Aquatic and Wildlife - Warm Water Chronic*

Surface Water Hydrochemical Data

Station Name	QC 21.7 C
Sample ID	RESE-1002025
Sample Date	11/4/2008 4:30:00 PM
Basin	Lower Queen Creek Watershed
Sub-basin	unknown
QC Type	Original data

Parameters and Constituents		Standards														Results				
Name	Units	AZ Agricultural Livestock Watering		AZ Aquatic and Wildlife - Ephemeral Acute		AZ Aquatic and Wildlife - Warm Water Acute		AZ Aquatic and Wildlife - Warm Water Chronic		AZ Full Body Contact		AZ Fish Consumption		AZ Partial Body Contact		Dissolved Results	Total Results	Total Recoverable Results	Field Results	Use Exceeded
		Standard	Fraction	Standard	Fraction	Standard	Fraction	Standard	Fraction	Standard	Fraction	Standard	Fraction	Standard	Fraction					
Metals																				
Molybdenum	mg/l	---	---	---	---	---	---	---	---	---	---	---	---	---	---	<0.0080	---	---	---	---
Nickel	mg/l	---	---	6.15605	DIS	0.69318	DIS	0.07699	DIS	28	TRC	0.511	TRC	28	TRC	<0.01000	---	<0.01000	---	---
Potassium	mg/l	---	---	---	---	---	---	---	---	---	---	---	---	---	---	---	---	5.43	---	---
Selenium	mg/l	0.05	TRC	0.033	TRC	---	---	0.002	TRC	4.667	TRC	0.667	TRC	4.667	TRC	---	---	<0.00300	---	AZ Aquatic and Wildlife - Warm Water Chronic*
Silver	mg/l	---	---	0.007142	DIS	0.007142	DIS	---	---	4.667	TRC	8	TRC	4.667	TRC	<0.000100	---	<0.005000	---	---
Sodium	mg/l	---	---	---	---	---	---	---	---	---	---	---	---	---	---	---	---	19.40	---	---
Strontium	mg/l	---	---	---	---	---	---	---	---	---	---	---	---	---	---	0.2060	---	---	---	---
Thallium	mg/l	---	---	---	---	0.7	DIS	0.15	DIS	0.075	TRC	0.001	TRC	0.075	TRC	<0.00100	---	<0.00100	---	AZ Fish Consumption*
Zinc	mg/l	25	TRC	1.6472	DIS	0.1736	DIS	0.1736	DIS	280	TRC	5.106	TRC	280	TRC	<0.0100	---	0.0248	---	---
Other																				
Dissolved Organic Carbon	mg/l	---	---	---	---	---	---	---	---	---	---	---	---	---	---	---	---	---	12.60	---

The hardness value used for calculation of hardness-dependent standards is the hardness of the sample itself, not the hardness of a receiving water.
* Detection limit exceeds standard
‡ For comparison only - no analysis exists

Station Name	QC 21.7 C
Sample ID	RESE-1002047
Sample Date	2/11/2009 8:30:00 AM
Basin	Lower Queen Creek Watershed
Sub-basin	unknown
QC Type	Original data

Surface Water Hydrochemical Data

MONTGOMERY & ASSOCIATES

Parameters and Constituents		Standards														Results				
Name	Units	AZ Agricultural Livestock Watering		AZ Aquatic and Wildlife - Ephemeral Acute		AZ Aquatic and Wildlife - Warm Water Acute		AZ Aquatic and Wildlife - Warm Water Chronic		AZ Full Body Contact		AZ Fish Consumption		AZ Partial Body Contact		Dissolved Results	Total Results	Total Recoverable Results	Field Results	Use Exceeded
		Standard	Fraction	Standard	Fraction	Standard	Fraction	Standard	Fraction	Standard	Fraction	Standard	Fraction	Standard	Fraction					
Field Parameters																				
Dissolved oxygen	mg/l	---	---	---	---	6	---	6	---	---	---	---	---	---	---	---	---	---	13.59	---
Flow Rate	gallons/minute	---	---	---	---	---	---	---	---	---	---	---	---	---	---	---	---	---	24686.0	---
pH (Field)	s.u.	6.5 - 9	---	6.5 - 9	---	6.5 - 9	---	6.5 - 9	---	6.5 - 9	---	---	---	6.5 - 9	---	---	---	---	8.13	---
Specific Conductance (Field)	uS/cm	---	---	---	---	---	---	---	---	---	---	---	---	---	---	---	---	---	168.0	---
Temperature (Field)	Deg C	---	---	---	---	---	---	---	---	---	---	---	---	---	---	---	---	---	6.50	---
Turbidity (Field)	NTUs	---	---	---	---	---	---	---	---	---	---	---	---	---	---	---	---	---	11.35	---
Inorganics																				
Alkalinity (as CaCO3)	mg/l	---	---	---	---	---	---	---	---	---	---	---	---	---	---	---	52.5	---	---	---
Bicarbonate (Calculated by M&A)	mg/l	---	---	---	---	---	---	---	---	---	---	---	---	---	---	---	64.1	---	---	---
Bicarbonate Alkalinity (as CaCO3)	mg/l	---	---	---	---	---	---	---	---	---	---	---	---	---	---	---	52.5	---	---	---
Bromide	mg/l	---	---	---	---	---	---	---	---	---	---	---	---	---	---	---	0.214	---	---	---
Carbonate (Calculated by M&A)	mg/l	---	---	---	---	---	---	---	---	---	---	---	---	---	---	---	--	---	---	---
Carbonate Alkalinity (as CaCO3)	mg/l	---	---	---	---	---	---	---	---	---	---	---	---	---	---	---	<1.0	---	---	---
Chloride	mg/l	---	---	---	---	---	---	---	---	---	---	---	---	---	---	---	5.41	---	---	---
Fluoride	mg/l	---	---	---	---	---	---	---	---	140	---	---	---	140	---	---	<0.100	---	---	---
Hardness (as CaCO3)	mg/l	---	---	---	---	---	---	---	---	---	---	---	---	---	---	59.6	---	---	---	---
Silica	mg/l	---	---	---	---	---	---	---	---	---	---	---	---	---	---	22.90	---	---	---	---
Sulfate	mg/l	---	---	---	---	---	---	---	---	---	---	---	---	---	---	---	17.4	---	---	---
Lab Parameters																				
Total Dissolved Solids (Laboratory)	mg/l	---	---	---	---	---	---	---	---	---	---	---	---	---	---	---	141	---	---	---
Total Suspended Solids	mg/l	---	---	---	---	---	---	---	---	---	---	---	---	---	---	---	10.0	---	---	---
Metals																				
Aluminum	mg/l	---	---	---	---	---	---	---	---	---	---	---	---	---	---	0.106	---	---	---	---
Antimony	mg/l	---	---	---	---	0.088	DIS	0.03	DIS	0.747	TRC	0.64	TRC	0.747	TRC	<0.00300	---	<0.00300	---	---
Arsenic	mg/l	0.2	TRC	0.44	DIS	0.34	DIS	0.15	DIS	0.03	TRC	0.08	TRC	0.28	TRC	<0.025	---	<0.025	---	---
Barium	mg/l	---	---	---	---	---	---	---	---	98	TRC	---	---	98	TRC	0.0143	---	---	---	---
Beryllium	mg/l	---	---	---	---	---	---	---	---	1.867	TRC	0.084	TRC	1.867	TRC	<0.00200	---	<0.00200	---	---
Boron	mg/l	---	---	---	---	---	---	---	---	186.667	TRC	---	---	186.667	TRC	---	---	<0.040	---	---
Cadmium	mg/l	0.05	---	0.013785	DIS	0.004757	DIS	0.000392	DIS	0.7	TRC	0.084	TRC	0.7	TRC	<0.000034	---	<0.002000	---	---
Calcium	mg/l	---	---	---	---	---	---	---	---	---	---	---	---	---	---	---	---	18.4	---	---
Chromium	mg/l	1	---	---	---	---	---	---	---	---	---	---	---	---	---	---	---	<0.0060	---	---
Chromium, Hexavalent‡	mg/l	---	---	0.034	DIS	0.016	DIS	0.011	DIS	2.8	TRC	0.15	TRC	2.8	TRC	---	---	<0.0060	---	---
Chromium, Trivalent‡	mg/l	---	---	1.2512	TRC	0.3729	TRC	0.0485	TRC	1400	TRC	75	TRC	1400	TRC	---	---	<0.0060	---	---
Cobalt	mg/l	---	---	---	---	---	---	---	---	---	---	---	---	---	---	<0.0060	---	---	---	---
Copper	mg/l	0.5	TRC	0.01428	DIS	0.00825	DIS	0.00576	DIS	1.3	TRC	---	---	1.3	TRC	0.02030	---	0.02300	---	AZ Aquatic and Wildlife - Ephemeral Acute AZ Aquatic and Wildlife - Warm Water Acute AZ Aquatic and Wildlife - Warm Water Chronic
Iron	mg/l	---	---	---	---	---	---	1	DIS	---	---	---	---	---	---	<0.060	---	---	---	---
Lead	mg/l	0.1	TRC	0.077253	DIS	0.036605	DIS	0.001426	DIS	0.015	TRC	---	---	0.015	TRC	0.000223 j	---	<0.003000	---	---
Magnesium	mg/l	---	---	---	---	---	---	---	---	---	---	---	---	---	---	---	---	3.31	---	---
Manganese	mg/l	---	---	---	---	---	---	---	---	130.667	---	---	---	130.667	---	0.0088	---	0.0108	---	---
Mercury	mg/l	0.01	TRC	0.005	DIS	0.0024	DIS	0.00001	DIS	0.28	TRC	---	---	0.28	TRC	---	<0.00020	---	---	AZ Aquatic and Wildlife - Warm Water Chronic*
Molybdenum	mg/l	---	---	---	---	---	---	---	---	---	---	---	---	---	---	0.0128	---	---	---	---
Nickel	mg/l	---	---	2.68398	DIS	0.30222	DIS	0.03357	DIS	28	TRC	0.511	TRC	28	TRC	0.00112	---	<0.01000	---	---
Potassium	mg/l	---	---	---	---	---	---	---	---	---	---	---	---	---	---	---	---	1.41	---	---

Station Name	QC 21.7 C
Sample ID	RESE-1002047
Sample Date	2/11/2009 8:30:00 AM
Basin	Lower Queen Creek Watershed
Sub-basin	unknown
QC Type	Original data

Surface Water Hydrochemical Data

MONTGOMERY & ASSOCIATES

Parameters and Constituents		Standards														Results				
Name	Units	AZ Agricultural Livestock Watering		AZ Aquatic and Wildlife - Ephemeral Acute		AZ Aquatic and Wildlife - Warm Water Acute		AZ Aquatic and Wildlife - Warm Water Chronic		AZ Full Body Contact		AZ Fish Consumption		AZ Partial Body Contact		Dissolved Results	Total Results	Total Recoverable Results	Field Results	Use Exceeded
		Standard	Fraction	Standard	Fraction	Standard	Fraction	Standard	Fraction	Standard	Fraction	Standard	Fraction	Standard	Fraction					
Metals																				
Selenium	mg/l	0.05	TRC	0.033	TRC	---	---	0.002	TRC	4.667	TRC	0.667	TRC	4.667	TRC	---	---	0.00030 jd	---	---
Silver	mg/l	---	---	0.001321	DIS	0.001321	DIS	---	---	4.667	TRC	8	TRC	4.667	TRC	<0.000100	---	<0.005000	---	---
Sodium	mg/l	---	---	---	---	---	---	---	---	---	---	---	---	---	---	---	---	5.31	---	---
Strontium	mg/l	---	---	---	---	---	---	---	---	---	---	---	---	---	---	0.0621	---	---	---	---
Thallium	mg/l	---	---	---	---	0.7	DIS	0.15	DIS	0.075	TRC	0.001	TRC	0.075	TRC	<0.00100	---	<0.00100	---	AZ Fish Consumption*
Zinc	mg/l	25	TRC	0.7173	DIS	0.0756	DIS	0.0756	DIS	280	TRC	5.106	TRC	280	TRC	<0.0100	---	<0.0100	---	---
Other																				
Dissolved Organic Carbon	mg/l	---	---	---	---	---	---	---	---	---	---	---	---	---	---	---	---	---	10.30	---
Mercury, Low Level	ng/l	---	---	---	---	---	---	---	---	---	---	---	---	---	---	2.1	---	---	---	---
Stable Isotopes																				
Delta Deuterium	per mil	---	---	---	---	---	---	---	---	---	---	---	---	---	---	---	-55.0	---	---	---
Delta Oxygen-18	per mil	---	---	---	---	---	---	---	---	---	---	---	---	---	---	---	-8.40	---	---	---
Delta Oxygen-18 of Sulfate	per mil	---	---	---	---	---	---	---	---	---	---	---	---	---	---	---	6.5	---	---	---
Delta Sulfur-34	per mil	---	---	---	---	---	---	---	---	---	---	---	---	---	---	---	0.8	---	---	---

The hardness value used for calculation of hardness-dependent standards is the hardness of the sample itself, not the hardness of a receiving water.
* Detection limit exceeds standard
‡ For comparison only - no analysis exists

Station Name	QC 21.7 C
Sample ID	RESE-1002083
Sample Date	5/7/2009 1:15:00 PM
Basin	Lower Queen Creek Watershed
Sub-basin	unknown
QC Type	Original data

Surface Water Hydrochemical Data

MONTGOMERY & ASSOCIATES

Parameters and Constituents		Standards														Results				
Name	Units	AZ Agricultural Livestock Watering		AZ Aquatic and Wildlife - Ephemeral Acute		AZ Aquatic and Wildlife - Warm Water Acute		AZ Aquatic and Wildlife - Warm Water Chronic		AZ Full Body Contact		AZ Fish Consumption		AZ Partial Body Contact		Dissolved Results	Total Results	Total Recoverable Results	Field Results	Use Exceeded
		Standard	Fraction	Standard	Fraction	Standard	Fraction	Standard	Fraction	Standard	Fraction	Standard	Fraction	Standard	Fraction					
Field Parameters																				
Dissolved oxygen	mg/l	---	---	---	---	6	---	6	---	---	---	---	---	---	---	---	---	---	8.51	---
Flow Rate	gallons/minute	---	---	---	---	---	---	---	---	---	---	---	---	---	---	---	---	---	0.0	---
pH (Field)	s.u.	6.5 - 9	---	6.5 - 9	---	6.5 - 9	---	6.5 - 9	---	6.5 - 9	---	---	---	6.5 - 9	---	---	---	---	8.44	---
Specific Conductance (Field)	uS/cm	---	---	---	---	---	---	---	---	---	---	---	---	---	---	---	---	---	307.0	---
Temperature (Field)	Deg C	---	---	---	---	---	---	---	---	---	---	---	---	---	---	---	---	---	22.20	---
Turbidity (Field)	NTUs	---	---	---	---	---	---	---	---	---	---	---	---	---	---	---	---	---	5.65	---
Inorganics																				
Alkalinity (as CaCO3)	mg/l	---	---	---	---	---	---	---	---	---	---	---	---	---	---	---	95.2	---	---	---
Bicarbonate (Calculated by M&A)	mg/l	---	---	---	---	---	---	---	---	---	---	---	---	---	---	---	116.1	---	---	---
Bicarbonate Alkalinity (as CaCO3)	mg/l	---	---	---	---	---	---	---	---	---	---	---	---	---	---	---	95.2	---	---	---
Bromide	mg/l	---	---	---	---	---	---	---	---	---	---	---	---	---	---	---	0.180	---	---	---
Carbonate (Calculated by M&A)	mg/l	---	---	---	---	---	---	---	---	---	---	---	---	---	---	---	--	---	---	---
Carbonate Alkalinity (as CaCO3)	mg/l	---	---	---	---	---	---	---	---	---	---	---	---	---	---	---	<1.0	---	---	---
Chloride	mg/l	---	---	---	---	---	---	---	---	---	---	---	---	---	---	---	21.00	---	---	---
Fluoride	mg/l	---	---	---	---	---	---	---	---	140	---	---	---	140	---	---	0.229	---	---	---
Hardness (as CaCO3)	mg/l	---	---	---	---	---	---	---	---	---	---	---	---	---	---	123.0	---	---	---	---
Silica	mg/l	---	---	---	---	---	---	---	---	---	---	---	---	---	---	3.56	---	---	---	---
Sulfate	mg/l	---	---	---	---	---	---	---	---	---	---	---	---	---	---	---	45.5	---	---	---
Lab Parameters																				
Total Dissolved Solids (Laboratory)	mg/l	---	---	---	---	---	---	---	---	---	---	---	---	---	---	---	224	---	---	---
Total Suspended Solids	mg/l	---	---	---	---	---	---	---	---	---	---	---	---	---	---	---	6.0	---	---	---
Metals																				
Aluminum	mg/l	---	---	---	---	---	---	---	---	---	---	---	---	---	---	<0.080	---	---	---	---
Antimony	mg/l	---	---	---	---	0.088	DIS	0.03	DIS	0.747	TRC	0.64	TRC	0.747	TRC	<0.00300	---	<0.00300	---	---
Arsenic	mg/l	0.2	TRC	0.44	DIS	0.34	DIS	0.15	DIS	0.03	TRC	0.08	TRC	0.28	TRC	0.035	---	0.027	---	---
Barium	mg/l	---	---	---	---	---	---	---	---	98	TRC	---	---	98	TRC	0.0299	---	---	---	---
Beryllium	mg/l	---	---	---	---	---	---	---	---	1.867	TRC	0.084	TRC	1.867	TRC	<0.00200	---	<0.00200	---	---
Boron	mg/l	---	---	---	---	---	---	---	---	186.667	TRC	---	---	186.667	TRC	---	---	<0.040	---	---
Cadmium	mg/l	0.05	---	0.027889	DIS	0.009624	DIS	0.000648	DIS	0.7	TRC	0.084	TRC	0.7	TRC	0.000027 j	---	<0.002000	---	---
Calcium	mg/l	---	---	---	---	---	---	---	---	---	---	---	---	---	---	---	---	31.6	---	---
Chromium	mg/l	1	---	---	---	---	---	---	---	---	---	---	---	---	---	---	---	<0.0060	---	---
Chromium, Hexavalent‡	mg/l	---	---	0.034	DIS	0.016	DIS	0.011	DIS	2.8	TRC	0.15	TRC	2.8	TRC	---	---	<0.0060	---	---
Chromium, Trivalent‡	mg/l	---	---	2.2649	TRC	0.675	TRC	0.0878	TRC	1400	TRC	75	TRC	1400	TRC	---	---	<0.0060	---	---
Cobalt	mg/l	---	---	---	---	---	---	---	---	---	---	---	---	---	---	<0.0060	---	---	---	---
Copper	mg/l	0.5	TRC	0.02827	DIS	0.01633	DIS	0.01069	DIS	1.3	TRC	---	---	1.3	TRC	0.00775	---	0.01100	---	---
Iron	mg/l	---	---	---	---	---	---	1	DIS	---	---	---	---	---	---	<0.060	---	---	---	---
Lead	mg/l	0.1	TRC	0.170626	DIS	0.080848	DIS	0.003151	DIS	0.015	TRC	---	---	0.015	TRC	0.000185 j	---	<0.003000	---	---
Magnesium	mg/l	---	---	---	---	---	---	---	---	---	---	---	---	---	---	---	---	10.60	---	---
Manganese	mg/l	---	---	---	---	---	---	---	---	130.667	---	---	---	130.667	---	0.1020	---	0.3270	---	---
Mercury	mg/l	0.01	TRC	0.005	DIS	0.0024	DIS	0.00001	DIS	0.28	TRC	---	---	0.28	TRC	---	<0.00020	---	---	AZ Aquatic and Wildlife - Warm Water Chronic*
Molybdenum	mg/l	---	---	---	---	---	---	---	---	---	---	---	---	---	---	0.0111	---	---	---	---
Nickel	mg/l	---	---	4.95427	DIS	0.55786	DIS	0.06196	DIS	28	TRC	0.511	TRC	28	TRC	0.00259	---	<0.01000	---	---
Potassium	mg/l	---	---	---	---	---	---	---	---	---	---	---	---	---	---	---	---	6.21	---	---
Selenium	mg/l	0.05	TRC	0.033	TRC	---	---	0.002	TRC	4.667	TRC	0.667	TRC	4.667	TRC	---	---	<0.00030	---	---
Silver	mg/l	---	---	0.004593	DIS	0.004593	DIS	---	---	4.667	TRC	8	TRC	4.667	TRC	<0.000100	---	<0.005000	---	---

Station Name	QC 21.7 C
Sample ID	RESE-1002083
Sample Date	5/7/2009 1:15:00 PM
Basin	Lower Queen Creek Watershed
Sub-basin	unknown
QC Type	Original data

Surface Water Hydrochemical Data

MONTGOMERY & ASSOCIATES

Parameters and Constituents		Standards														Results				
Name	Units	AZ Agricultural Livestock Watering		AZ Aquatic and Wildlife - Ephemeral Acute		AZ Aquatic and Wildlife - Warm Water Acute		AZ Aquatic and Wildlife - Warm Water Chronic		AZ Full Body Contact		AZ Fish Consumption		AZ Partial Body Contact		Dissolved Results	Total Results	Total Recoverable Results	Field Results	Use Exceeded
		Standard	Fraction	Standard	Fraction	Standard	Fraction	Standard	Fraction	Standard	Fraction	Standard	Fraction	Standard	Fraction					
Metals																				
Sodium	mg/l	---	---	---	---	---	---	---	---	---	---	---	---	---	---	---	---	20.30	---	---
Strontium	mg/l	---	---	---	---	---	---	---	---	---	---	---	---	---	---	0.1600	---	---	---	---
Thallium	mg/l	---	---	---	---	0.7	DIS	0.15	DIS	0.075	TRC	0.001	TRC	0.075	TRC	<0.00100	---	<0.00100	---	AZ Fish Consumption*
Zinc	mg/l	25	TRC	1.3252	DIS	0.1396	DIS	0.1396	DIS	280	TRC	5.106	TRC	280	TRC	<0.0100	---	<0.0100	---	---
Other																				
Dissolved Organic Carbon	mg/l	---	---	---	---	---	---	---	---	---	---	---	---	---	---	---	---	---	22.70	---
Mercury, Low Level	ng/l	---	---	---	---	---	---	---	---	---	---	---	---	---	---	2.5	---	---	---	---
Radiogenic Isotopes																				
Tritium	TU	---	---	---	---	---	---	---	---	---	---	---	---	---	---	---	6.70	---	---	---
Stable Isotopes																				
Delta Deuterium	per mil	---	---	---	---	---	---	---	---	---	---	---	---	---	---	---	4.0	---	---	---
Delta Oxygen-18	per mil	---	---	---	---	---	---	---	---	---	---	---	---	---	---	---	7.50	---	---	---
Delta Oxygen-18 of Sulfate	per mil	---	---	---	---	---	---	---	---	---	---	---	---	---	---	---	13.9	---	---	---
Delta Sulfur-34	per mil	---	---	---	---	---	---	---	---	---	---	---	---	---	---	---	10.3	---	---	---

The hardness value used for calculation of hardness-dependent standards is the hardness of the sample itself, not the hardness of a receiving water.
* Detection limit exceeds standard
‡ For comparison only - no analysis exists

Station Name	QC 21.7 C
Sample ID	RESE-1002141
Sample Date	11/1/2010 4:15:00 PM
Basin	Lower Queen Creek Watershed
Sub-basin	unknown
QC Type	Original data

Surface Water Hydrochemical Data

MONTGOMERY & ASSOCIATES

Parameters and Constituents		Standards														Results				
Name	Units	AZ Agricultural Livestock Watering		AZ Aquatic and Wildlife - Ephemeral Acute		AZ Aquatic and Wildlife - Warm Water Acute		AZ Aquatic and Wildlife - Warm Water Chronic		AZ Full Body Contact		AZ Fish Consumption		AZ Partial Body Contact		Dissolved Results	Total Results	Total Recoverable Results	Field Results	Use Exceeded
		Standard	Fraction	Standard	Fraction	Standard	Fraction	Standard	Fraction	Standard	Fraction	Standard	Fraction	Standard	Fraction					
Field Parameters																				
Dissolved oxygen	mg/l	---	---	---	---	6	---	6	---	---	---	---	---	---	---	---	---	---	7.10	---
pH (Field)	s.u.	6.5 - 9	---	6.5 - 9	---	6.5 - 9	---	6.5 - 9	---	6.5 - 9	---	---	---	6.5 - 9	---	---	---	---	7.78	---
Specific Conductance (Field)	uS/cm	---	---	---	---	---	---	---	---	---	---	---	---	---	---	---	---	---	449.8	---
Temperature (Field)	Deg C	---	---	---	---	---	---	---	---	---	---	---	---	---	---	---	---	---	18.30	---
Turbidity (Field)	NTUs	---	---	---	---	---	---	---	---	---	---	---	---	---	---	---	---	---	15.59	---
Inorganics																				
Alkalinity (as CaCO3)	mg/l	---	---	---	---	---	---	---	---	---	---	---	---	---	---	---	128.0	---	---	---
Bicarbonate (Calculated by M&A)	mg/l	---	---	---	---	---	---	---	---	---	---	---	---	---	---	---	156.2	---	---	---
Bicarbonate Alkalinity (as CaCO3)	mg/l	---	---	---	---	---	---	---	---	---	---	---	---	---	---	---	128.0	---	---	---
Bromide	mg/l	---	---	---	---	---	---	---	---	---	---	---	---	---	---	---	0.152	---	---	---
Carbonate (Calculated by M&A)	mg/l	---	---	---	---	---	---	---	---	---	---	---	---	---	---	---	--	---	---	---
Carbonate Alkalinity (as CaCO3)	mg/l	---	---	---	---	---	---	---	---	---	---	---	---	---	---	---	<1.0	---	---	---
Chloride	mg/l	---	---	---	---	---	---	---	---	---	---	---	---	---	---	---	24.20	---	---	---
Fluoride	mg/l	---	---	---	---	---	---	---	---	140	---	---	---	140	---	---	0.196	---	---	---
Hardness (as CaCO3)	mg/l	---	---	---	---	---	---	---	---	---	---	---	---	---	---	---	---	179.0	---	---
Silica	mg/l	---	---	---	---	---	---	---	---	---	---	---	---	---	---	7.55	---	---	---	---
Sulfate	mg/l	---	---	---	---	---	---	---	---	---	---	---	---	---	---	---	61.5	---	---	---
Lab Parameters																				
Total Dissolved Solids (Laboratory)	mg/l	---	---	---	---	---	---	---	---	---	---	---	---	---	---	---	273	---	---	---
Total Suspended Solids	mg/l	---	---	---	---	---	---	---	---	---	---	---	---	---	---	---	9.0	---	---	---
Metals																				
Aluminum	mg/l	---	---	---	---	---	---	---	---	---	---	---	---	---	---	<0.080	---	---	---	---
Antimony	mg/l	---	---	---	---	0.088	DIS	0.03	DIS	0.747	TRC	0.64	TRC	0.747	TRC	<0.00300	---	<0.00300	---	---
Arsenic	mg/l	0.2	TRC	0.44	DIS	0.34	DIS	0.15	DIS	0.03	TRC	0.08	TRC	0.28	TRC	<0.025	---	<0.025	---	---
Barium	mg/l	---	---	---	---	---	---	---	---	98	TRC	---	---	98	TRC	0.0563	---	---	---	---
Beryllium	mg/l	---	---	---	---	---	---	---	---	1.867	TRC	0.084	TRC	1.867	TRC	---	---	<0.00200	---	---
Boron	mg/l	---	---	---	---	---	---	---	---	186.667	TRC	---	---	186.667	TRC	---	---	0.062	---	---
Cadmium	mg/l	0.05	---	0.040154	DIS	0.013856	DIS	0.000841	DIS	0.7	TRC	0.084	TRC	0.7	TRC	0.000063 j	---	<0.002000	---	---
Calcium	mg/l	---	---	---	---	---	---	---	---	---	---	---	---	---	---	---	---	49.2	---	---
Chromium	mg/l	1	---	---	---	---	---	---	---	---	---	---	---	---	---	---	---	<0.0060	---	---
Chromium, Hexavalent‡	mg/l	---	---	0.034	DIS	0.016	DIS	0.011	DIS	2.8	TRC	0.15	TRC	2.8	TRC	---	---	<0.0060	---	---
Chromium, Trivalent‡	mg/l	---	---	3.0796	TRC	0.9179	TRC	0.1194	TRC	1400	TRC	75	TRC	1400	TRC	---	---	<0.0060	---	---
Cobalt	mg/l	---	---	---	---	---	---	---	---	---	---	---	---	---	---	<0.0060	---	---	---	---
Copper	mg/l	0.5	TRC	0.04026	DIS	0.02326	DIS	0.01473	DIS	1.3	TRC	---	---	1.3	TRC	0.01590	---	0.03400	---	AZ Aquatic and Wildlife - Warm Water Chronic
Iron	mg/l	---	---	---	---	---	---	1	DIS	---	---	---	---	---	---	<0.060	---	---	---	---
Lead	mg/l	0.1	TRC	0.255325	DIS	0.120981	DIS	0.004714	DIS	0.015	TRC	---	---	0.015	TRC	0.000397 j	---	0.005230	---	---
Magnesium	mg/l	---	---	---	---	---	---	---	---	---	---	---	---	---	---	---	---	13.70	---	---
Manganese	mg/l	---	---	---	---	---	---	---	---	130.667	---	---	---	130.667	---	0.0258	---	0.0596	---	---
Mercury	mg/l	0.01	TRC	0.005	DIS	0.0024	DIS	0.00001	DIS	0.28	TRC	---	---	0.28	TRC	---	<0.00020	---	---	AZ Aquatic and Wildlife - Warm Water Chronic*
Molybdenum	mg/l	---	---	---	---	---	---	---	---	---	---	---	---	---	---	0.0098	---	---	---	---
Nickel	mg/l	---	---	6.80509	DIS	0.76626	DIS	0.08511	DIS	28	TRC	0.511	TRC	28	TRC	0.00270	---	<0.01000	---	---
Potassium	mg/l	---	---	---	---	---	---	---	---	---	---	---	---	---	---	---	---	6.47	---	---
Selenium	mg/l	0.05	TRC	0.033	TRC	---	---	0.002	TRC	4.667	TRC	0.667	TRC	4.667	TRC	---	---	0.00044 jd	---	---
Silver	mg/l	---	---	0.008756	DIS	0.008756	DIS	---	---	4.667	TRC	8	TRC	4.667	TRC	<0.000100	---	<0.005000	---	---
Sodium	mg/l	---	---	---	---	---	---	---	---	---	---	---	---	---	---	---	---	15.90	---	---

Station Name	QC 21.7 C
Sample ID	RESE-1002141
Sample Date	11/1/2010 4:15:00 PM
Basin	Lower Queen Creek Watershed
Sub-basin	unknown
QC Type	Original data

Surface Water Hydrochemical Data

MONTGOMERY & ASSOCIATES

Parameters and Constituents		Standards														Results				
Name	Units	AZ Agricultural Livestock Watering		AZ Aquatic and Wildlife - Ephemeral Acute		AZ Aquatic and Wildlife - Warm Water Acute		AZ Aquatic and Wildlife - Warm Water Chronic		AZ Full Body Contact		AZ Fish Consumption		AZ Partial Body Contact		Dissolved Results	Total Results	Total Recoverable Results	Field Results	Use Exceeded
		Standard	Fraction	Standard	Fraction	Standard	Fraction	Standard	Fraction	Standard	Fraction	Standard	Fraction	Standard	Fraction					
Metals																				
Strontium	mg/l	---	---	---	---	---	---	---	---	---	---	---	---	---	---	0.2170	---	---	---	---
Thallium	mg/l	---	---	---	---	0.7	DIS	0.15	DIS	0.075	TRC	0.001	TRC	0.075	TRC	<0.00100	---	<0.00100	---	AZ Fish Consumption*
Zinc	mg/l	25	TRC	1.8212	DIS	0.1919	DIS	0.1919	DIS	280	TRC	5.106	TRC	280	TRC	<0.0100	---	0.0273	---	---
Other																				
Dissolved Organic Carbon	mg/l	---	---	---	---	---	---	---	---	---	---	---	---	---	---	9.32	---	---	---	---

The hardness value used for calculation of hardness-dependent standards is the hardness of the sample itself, not the hardness of a receiving water.
* Detection limit exceeds standard
‡ For comparison only - no analysis exists

Station Name	QC 21.7 C
Sample ID	RESE-1002177
Sample Date	8/19/2011 11:30:00 AM
Basin	Lower Queen Creek Watershed
Sub-basin	unknown
QC Type	Original data

Surface Water Hydrochemical Data

MONTGOMERY & ASSOCIATES

Parameters and Constituents		Standards														Results				
Name	Units	AZ Agricultural Livestock Watering		AZ Aquatic and Wildlife - Ephemeral Acute		AZ Aquatic and Wildlife - Warm Water Acute		AZ Aquatic and Wildlife - Warm Water Chronic		AZ Full Body Contact		AZ Fish Consumption		AZ Partial Body Contact		Dissolved Results	Total Results	Total Recoverable Results	Field Results	Use Exceeded
		Standard	Fraction	Standard	Fraction	Standard	Fraction	Standard	Fraction	Standard	Fraction	Standard	Fraction	Standard	Fraction					
Field Parameters																				
Dissolved oxygen	mg/l	---	---	---	---	6	---	6	---	---	---	---	---	---	---	---	---	---	4.95	AZ Aquatic and Wildlife - Warm Water Acute† AZ Aquatic and Wildlife - Warm Water Chronic†
Flow Rate	gallons/minute	---	---	---	---	---	---	---	---	---	---	---	---	---	---	---	---	---	0.1 j	---
pH (Field)	s.u.	6.5 - 9	---	6.5 - 9	---	6.5 - 9	---	6.5 - 9	---	6.5 - 9	---	---	---	6.5 - 9	---	---	---	---	7.51	---
Specific Conductance (Field)	uS/cm	---	---	---	---	---	---	---	---	---	---	---	---	---	---	---	---	---	249.0	---
Temperature (Field)	Deg C	---	---	---	---	---	---	---	---	---	---	---	---	---	---	---	---	---	27.10	---
Turbidity (Field)	NTUs	---	---	---	---	---	---	---	---	---	---	---	---	---	---	---	---	---	12.30	---
Inorganics																				
Alkalinity (as CaCO3)	mg/l	---	---	---	---	---	---	---	---	---	---	---	---	---	---	---	52.5	---	---	---
Bicarbonate (Calculated by M&A)	mg/l	---	---	---	---	---	---	---	---	---	---	---	---	---	---	---	64.1	---	---	---
Bicarbonate Alkalinity (as CaCO3)	mg/l	---	---	---	---	---	---	---	---	---	---	---	---	---	---	---	52.5	---	---	---
Bromide	mg/l	---	---	---	---	---	---	---	---	---	---	---	---	---	---	---	<0.100	---	---	---
Carbonate (Calculated by M&A)	mg/l	---	---	---	---	---	---	---	---	---	---	---	---	---	---	---	--	---	---	---
Carbonate Alkalinity (as CaCO3)	mg/l	---	---	---	---	---	---	---	---	---	---	---	---	---	---	---	<1.0	---	---	---
Chloride	mg/l	---	---	---	---	---	---	---	---	---	---	---	---	---	---	---	3.32	---	---	---
Fluoride	mg/l	---	---	---	---	---	---	---	---	140	---	---	---	140	---	---	0.200	---	---	---
Hardness (as CaCO3)	mg/l	---	---	---	---	---	---	---	---	---	---	---	---	---	---	---	---	125.0	---	---
Silica	mg/l	---	---	---	---	---	---	---	---	---	---	---	---	---	---	10.60	---	---	---	---
Sulfate	mg/l	---	---	---	---	---	---	---	---	---	---	---	---	---	---	---	46.8	---	---	---
Lab Parameters																				
Total Dissolved Solids (Laboratory)	mg/l	---	---	---	---	---	---	---	---	---	---	---	---	---	---	---	220	---	---	---
Total Suspended Solids	mg/l	---	---	---	---	---	---	---	---	---	---	---	---	---	---	---	115.0	---	---	---
Metals																				
Aluminum	mg/l	---	---	---	---	---	---	---	---	---	---	---	---	---	---	<0.080	---	---	---	---
Antimony	mg/l	---	---	---	---	0.088	DIS	0.03	DIS	0.747	TRC	0.64	TRC	0.747	TRC	<0.00300	---	<0.00300	---	---
Arsenic	mg/l	0.2	TRC	0.44	DIS	0.34	DIS	0.15	DIS	0.03	TRC	0.08	TRC	0.28	TRC	<0.025	---	<0.025	---	---
Barium	mg/l	---	---	---	---	---	---	---	---	98	TRC	---	---	98	TRC	---	---	0.0771	---	---
Beryllium	mg/l	---	---	---	---	---	---	---	---	1.867	TRC	0.084	TRC	1.867	TRC	---	---	<0.00200	---	---
Boron	mg/l	---	---	---	---	---	---	---	---	186.667	TRC	---	---	186.667	TRC	---	---	0.043	---	---
Cadmium	mg/l	0.05	---	0.028329	DIS	0.009776	DIS	0.000655	DIS	0.7	TRC	0.084	TRC	0.7	TRC	0.000060 j	---	<0.002000	---	---
Calcium	mg/l	---	---	---	---	---	---	---	---	---	---	---	---	---	---	---	---	37.5	---	---
Chromium	mg/l	1	---	---	---	---	---	---	---	---	---	---	---	---	---	---	---	<0.0060	---	---
Chromium, Hexavalent‡	mg/l	---	---	0.034	DIS	0.016	DIS	0.011	DIS	2.8	TRC	0.15	TRC	2.8	TRC	---	---	<0.0060	---	---
Chromium, Trivalent‡	mg/l	---	---	2.295	TRC	0.684	TRC	0.089	TRC	1400	TRC	75	TRC	1400	TRC	---	---	<0.0060	---	---
Cobalt	mg/l	---	---	---	---	---	---	---	---	---	---	---	---	---	---	<0.0060	---	---	---	---
Copper	mg/l	0.5	TRC	0.0287	DIS	0.01658	DIS	0.01084	DIS	1.3	TRC	---	---	1.3	TRC	0.05080	---	0.14400	---	AZ Aquatic and Wildlife - Ephemeral Acute AZ Aquatic and Wildlife - Warm Water Acute AZ Aquatic and Wildlife - Warm Water Chronic
Iron	mg/l	---	---	---	---	---	---	1	DIS	---	---	---	---	---	---	<0.060	---	---	---	---
Lead	mg/l	0.1	TRC	0.173628	DIS	0.082271	DIS	0.003206	DIS	0.015	TRC	---	---	0.015	TRC	0.000349 j	---	0.021500	---	AZ Full Body Contact AZ Partial Body Contact
Magnesium	mg/l	---	---	---	---	---	---	---	---	---	---	---	---	---	---	---	---	7.56	---	---
Manganese	mg/l	---	---	---	---	---	---	---	---	130.667	---	---	---	130.667	---	0.0326	---	0.1830	---	---
Mercury	mg/l	0.01	TRC	0.005	DIS	0.0024	DIS	0.00001	DIS	0.28	TRC	---	---	0.28	TRC	---	<0.00020	---	---	AZ Aquatic and Wildlife - Warm Water Chronic*
Molybdenum	mg/l	---	---	---	---	---	---	---	---	---	---	---	---	---	---	0.0100	---	---	---	---
Nickel	mg/l	---	---	5.02234	DIS	0.56552	DIS	0.06281	DIS	28	TRC	0.511	TRC	28	TRC	0.00287	---	<0.01000	---	---

Station Name	QC 21.7 C
Sample ID	RESE-1002177
Sample Date	8/19/2011 11:30:00 AM
Basin	Lower Queen Creek Watershed
Sub-basin	unknown
QC Type	Original data

Surface Water Hydrochemical Data

MONTGOMERY & ASSOCIATES

Parameters and Constituents		Standards														Results				
Name	Units	AZ Agricultural Livestock Watering		AZ Aquatic and Wildlife - Ephemeral Acute		AZ Aquatic and Wildlife - Warm Water Acute		AZ Aquatic and Wildlife - Warm Water Chronic		AZ Full Body Contact		AZ Fish Consumption		AZ Partial Body Contact		Dissolved Results	Total Results	Total Recoverable Results	Field Results	Use Exceeded
		Standard	Fraction	Standard	Fraction	Standard	Fraction	Standard	Fraction	Standard	Fraction	Standard	Fraction	Standard	Fraction					
Metals																				
Potassium	mg/l	---	---	---	---	---	---	---	---	---	---	---	---	---	---	---	---	7.30	---	---
Selenium	mg/l	0.05	TRC	0.033	TRC	---	---	0.002	TRC	4.667	TRC	0.667	TRC	4.667	TRC	---	---	0.00116 jd	---	---
Silver	mg/l	---	---	0.004722	DIS	0.004722	DIS	---	---	4.667	TRC	8	TRC	4.667	TRC	<0.000100	---	<0.005000	---	---
Sodium	mg/l	---	---	---	---	---	---	---	---	---	---	---	---	---	---	---	---	4.55	---	---
Thallium	mg/l	---	---	---	---	0.7	DIS	0.15	DIS	0.075	TRC	0.001	TRC	0.075	TRC	<0.00100	---	<0.00100	---	AZ Fish Consumption*
Zinc	mg/l	25	TRC	1.3434	DIS	0.1416	DIS	0.1416	DIS	280	TRC	5.106	TRC	280	TRC	<0.0100	---	0.0898	---	---

The hardness value used for calculation of hardness-dependent standards is the hardness of the sample itself, not the hardness of a receiving water.
* Detection limit exceeds standard
† Exceedance is considered less than regulatory limit
‡ For comparison only - no analysis exists

Station Name	QC 21.7 C
Sample ID	RESE-1002190
Sample Date	11/28/2011 11:15:00 AM
Basin	Lower Queen Creek Watershed
Sub-basin	unknown
QC Type	Original data

Surface Water Hydrochemical Data

MONTGOMERY & ASSOCIATES

Parameters and Constituents		Standards														Results				
Name	Units	AZ Agricultural Livestock Watering		AZ Aquatic and Wildlife - Ephemeral Acute		AZ Aquatic and Wildlife - Warm Water Acute		AZ Aquatic and Wildlife - Warm Water Chronic		AZ Full Body Contact		AZ Fish Consumption		AZ Partial Body Contact		Dissolved Results	Total Results	Total Recoverable Results	Field Results	Use Exceeded
		Standard	Fraction	Standard	Fraction	Standard	Fraction	Standard	Fraction	Standard	Fraction	Standard	Fraction	Standard	Fraction					
Field Parameters																				
Dissolved oxygen	mg/l	---	---	---	---	6	---	6	---	---	---	---	---	---	---	---	---	---	8.20	---
Flow Rate	gallons/minute	---	---	---	---	---	---	---	---	---	---	---	---	---	---	---	---	---	0.0 j	---
pH (Field)	s.u.	6.5 - 9	---	6.5 - 9	---	6.5 - 9	---	6.5 - 9	---	6.5 - 9	---	---	---	6.5 - 9	---	---	---	---	8.45	---
Specific Conductance (Field)	uS/cm	---	---	---	---	---	---	---	---	---	---	---	---	---	---	---	---	---	279.0	---
Temperature (Field)	Deg C	---	---	---	---	---	---	---	---	---	---	---	---	---	---	---	---	---	8.00	---
Turbidity (Field)	NTUs	---	---	---	---	---	---	---	---	---	---	---	---	---	---	---	---	---	9.59	---
Inorganics																				
Alkalinity (as CaCO3)	mg/l	---	---	---	---	---	---	---	---	---	---	---	---	---	---	---	107.0	---	---	---
Bicarbonate (Calculated by M&A)	mg/l	---	---	---	---	---	---	---	---	---	---	---	---	---	---	---	130.5	---	---	---
Bicarbonate Alkalinity (as CaCO3)	mg/l	---	---	---	---	---	---	---	---	---	---	---	---	---	---	---	107.0	---	---	---
Bromide	mg/l	---	---	---	---	---	---	---	---	---	---	---	---	---	---	---	<0.100	---	---	---
Carbonate (Calculated by M&A)	mg/l	---	---	---	---	---	---	---	---	---	---	---	---	---	---	---	--	---	---	---
Carbonate Alkalinity (as CaCO3)	mg/l	---	---	---	---	---	---	---	---	---	---	---	---	---	---	---	<1.0	---	---	---
Chloride	mg/l	---	---	---	---	---	---	---	---	---	---	---	---	---	---	---	4.92	---	---	---
Fluoride	mg/l	---	---	---	---	---	---	---	---	140	---	---	---	140	---	---	0.200	---	---	---
Hardness (as CaCO3)	mg/l	---	---	---	---	---	---	---	---	---	---	---	---	---	---	---	---	134.0	---	---
Silica	mg/l	---	---	---	---	---	---	---	---	---	---	---	---	---	---	9.31	---	---	---	---
Sulfate	mg/l	---	---	---	---	---	---	---	---	---	---	---	---	---	---	---	50.3	---	---	---
Lab Parameters																				
Total Dissolved Solids (Laboratory)	mg/l	---	---	---	---	---	---	---	---	---	---	---	---	---	---	---	186	---	---	---
Total Suspended Solids	mg/l	---	---	---	---	---	---	---	---	---	---	---	---	---	---	---	6.0	---	---	---
Metals																				
Aluminum	mg/l	---	---	---	---	---	---	---	---	---	---	---	---	---	---	<0.080	---	---	---	---
Antimony	mg/l	---	---	---	---	0.088	DIS	0.03	DIS	0.747	TRC	0.64	TRC	0.747	TRC	<0.00300	---	<0.00300	---	---
Arsenic	mg/l	0.2	TRC	0.44	DIS	0.34	DIS	0.15	DIS	0.03	TRC	0.08	TRC	0.28	TRC	<0.025	---	<0.025	---	---
Barium	mg/l	---	---	---	---	---	---	---	---	98	TRC	---	---	98	TRC	---	---	0.0318	---	---
Beryllium	mg/l	---	---	---	---	---	---	---	---	1.867	TRC	0.084	TRC	1.867	TRC	---	---	<0.00200	---	---
Boron	mg/l	---	---	---	---	---	---	---	---	186.667	TRC	---	---	186.667	TRC	---	---	<0.040	---	---
Cadmium	mg/l	0.05	---	0.030309	DIS	0.010459	DIS	0.000688	DIS	0.7	TRC	0.084	TRC	0.7	TRC	0.000030 j	---	<0.002000	---	---
Calcium	mg/l	---	---	---	---	---	---	---	---	---	---	---	---	---	---	---	---	40.3	---	---
Chromium	mg/l	1	---	---	---	---	---	---	---	---	---	---	---	---	---	---	---	<0.0060	---	---
Chromium, Hexavalent‡	mg/l	---	---	0.034	DIS	0.016	DIS	0.011	DIS	2.8	TRC	0.15	TRC	2.8	TRC	---	---	<0.0060	---	---
Chromium, Trivalent‡	mg/l	---	---	2.4294	TRC	0.7241	TRC	0.0942	TRC	1400	TRC	75	TRC	1400	TRC	---	---	<0.0060	---	---
Cobalt	mg/l	---	---	---	---	---	---	---	---	---	---	---	---	---	---	<0.0060	---	---	---	---
Copper	mg/l	0.5	TRC	0.03065	DIS	0.01771	DIS	0.0115	DIS	1.3	TRC	---	---	1.3	TRC	0.02860	---	0.03300	---	AZ Aquatic and Wildlife - Warm Water Acute AZ Aquatic and Wildlife - Warm Water Chronic
Iron	mg/l	---	---	---	---	---	---	1	DIS	---	---	---	---	---	---	<0.060	---	---	---	---
Lead	mg/l	0.1	TRC	0.187162	DIS	0.088683	DIS	0.003456	DIS	0.015	TRC	---	---	0.015	TRC	0.000537 j	---	<0.003000	---	---
Magnesium	mg/l	---	---	---	---	---	---	---	---	---	---	---	---	---	---	---	---	8.05	---	---
Manganese	mg/l	---	---	---	---	---	---	---	---	130.667	---	---	---	130.667	---	0.0068	---	0.0315	---	---
Mercury	mg/l	0.01	TRC	0.005	DIS	0.0024	DIS	0.00001	DIS	0.28	TRC	---	---	0.28	TRC	---	<0.00020	---	---	AZ Aquatic and Wildlife - Warm Water Chronic*
Molybdenum	mg/l	---	---	---	---	---	---	---	---	---	---	---	---	---	---	<0.0080	---	---	---	---
Nickel	mg/l	---	---	5.32661	DIS	0.59978	DIS	0.06662	DIS	28	TRC	0.511	TRC	28	TRC	0.00340	---	<0.01000	---	---
Potassium	mg/l	---	---	---	---	---	---	---	---	---	---	---	---	---	---	---	---	4.76	---	---
Selenium	mg/l	0.05	TRC	0.033	TRC	---	---	0.002	TRC	4.667	TRC	0.667	TRC	4.667	TRC	---	---	<0.00070	---	---

Station Name	QC 21.7 C
Sample ID	RESE-1002190
Sample Date	11/28/2011 11:15:00 AM
Basin	Lower Queen Creek Watershed
Sub-basin	unknown
QC Type	Original data

Surface Water Hydrochemical Data

MONTGOMERY & ASSOCIATES

Parameters and Constituents		Standards														Results				
Name	Units	AZ Agricultural Livestock Watering		AZ Aquatic and Wildlife - Ephemeral Acute		AZ Aquatic and Wildlife - Warm Water Acute		AZ Aquatic and Wildlife - Warm Water Chronic		AZ Full Body Contact		AZ Fish Consumption		AZ Partial Body Contact		Dissolved Results	Total Results	Total Recoverable Results	Field Results	Use Exceeded
		Standard	Fraction	Standard	Fraction	Standard	Fraction	Standard	Fraction	Standard	Fraction	Standard	Fraction	Standard	Fraction					
Metals																				
Silver	mg/l	---	---	0.005322	DIS	0.005322	DIS	---	---	4.667	TRC	8	TRC	4.667	TRC	<0.000100	---	<0.005000	---	---
Sodium	mg/l	---	---	---	---	---	---	---	---	---	---	---	---	---	---	---	---	6.28	---	---
Thallium	mg/l	---	---	---	---	0.7	DIS	0.15	DIS	0.075	TRC	0.001	TRC	0.075	TRC	<0.00100	---	<0.00100	---	AZ Fish Consumption*
Zinc	mg/l	25	TRC	1.425	DIS	0.1502	DIS	0.1502	DIS	280	TRC	5.106	TRC	280	TRC	0.0104	---	<0.0100	---	---

The hardness value used for calculation of hardness-dependent standards is the hardness of the sample itself, not the hardness of a receiving water.
* Detection limit exceeds standard
‡ For comparison only - no analysis exists

Station Name	QC 21.7 C
Sample ID	RESE-1002208
Sample Date	2/27/2012 11:00:00 AM
Basin	Lower Queen Creek Watershed
Sub-basin	unknown
QC Type	Original data

Surface Water Hydrochemical Data

MONTGOMERY & ASSOCIATES

Parameters and Constituents		Standards														Results				
Name	Units	AZ Agricultural Livestock Watering		AZ Aquatic and Wildlife - Ephemeral Acute		AZ Aquatic and Wildlife - Warm Water Acute		AZ Aquatic and Wildlife - Warm Water Chronic		AZ Full Body Contact		AZ Fish Consumption		AZ Partial Body Contact		Dissolved Results	Total Results	Total Recoverable Results	Field Results	Use Exceeded
		Standard	Fraction	Standard	Fraction	Standard	Fraction	Standard	Fraction	Standard	Fraction	Standard	Fraction	Standard	Fraction					
Field Parameters																				
Dissolved oxygen	mg/l	---	---	---	---	6	---	6	---	---	---	---	---	---	---	---	---	---	8.52	---
Flow Rate	gallons/minute	---	---	---	---	---	---	---	---	---	---	---	---	---	---	---	---	---	0.0	---
pH (Field)	s.u.	6.5 - 9	---	6.5 - 9	---	6.5 - 9	---	6.5 - 9	---	6.5 - 9	---	---	---	6.5 - 9	---	---	---	---	8.40	---
Specific Conductance (Field)	uS/cm	---	---	---	---	---	---	---	---	---	---	---	---	---	---	---	---	---	332.0	---
Temperature (Field)	Deg C	---	---	---	---	---	---	---	---	---	---	---	---	---	---	---	---	---	11.90	---
Turbidity (Field)	NTUs	---	---	---	---	---	---	---	---	---	---	---	---	---	---	---	---	---	5.21	---
Inorganics																				
Alkalinity (as CaCO3)	mg/l	---	---	---	---	---	---	---	---	---	---	---	---	---	---	---	127.0	---	---	---
Bicarbonate (Calculated by M&A)	mg/l	---	---	---	---	---	---	---	---	---	---	---	---	---	---	---	154.9	---	---	---
Bicarbonate Alkalinity (as CaCO3)	mg/l	---	---	---	---	---	---	---	---	---	---	---	---	---	---	---	127.0	---	---	---
Bromide	mg/l	---	---	---	---	---	---	---	---	---	---	---	---	---	---	---	<0.100	---	---	---
Carbonate (Calculated by M&A)	mg/l	---	---	---	---	---	---	---	---	---	---	---	---	---	---	---	--	---	---	---
Carbonate Alkalinity (as CaCO3)	mg/l	---	---	---	---	---	---	---	---	---	---	---	---	---	---	---	<1.0	---	---	---
Chloride	mg/l	---	---	---	---	---	---	---	---	---	---	---	---	---	---	---	8.66	---	---	---
Fluoride	mg/l	---	---	---	---	---	---	---	---	140	---	---	---	140	---	---	0.180	---	---	---
Hardness (as CaCO3)	mg/l	---	---	---	---	---	---	---	---	---	---	---	---	---	---	---	---	146.0	---	---
Silica	mg/l	---	---	---	---	---	---	---	---	---	---	---	---	---	---	21.40	---	---	---	---
Sulfate	mg/l	---	---	---	---	---	---	---	---	---	---	---	---	---	---	---	34.0	---	---	---
Lab Parameters																				
Total Dissolved Solids (Laboratory)	mg/l	---	---	---	---	---	---	---	---	---	---	---	---	---	---	---	203	---	---	---
Total Suspended Solids	mg/l	---	---	---	---	---	---	---	---	---	---	---	---	---	---	---	5.0	---	---	---
Metals																				
Aluminum	mg/l	---	---	---	---	---	---	---	---	---	---	---	---	---	---	<0.080	---	---	---	---
Antimony	mg/l	---	---	---	---	0.088	DIS	0.03	DIS	0.747	TRC	0.64	TRC	0.747	TRC	<0.00300	---	<0.00300	---	---
Arsenic	mg/l	0.2	TRC	0.44	DIS	0.34	DIS	0.15	DIS	0.03	TRC	0.08	TRC	0.28	TRC	<0.025	---	<0.025	---	---
Barium	mg/l	---	---	---	---	---	---	---	---	98	TRC	---	---	98	TRC	---	---	0.0243	---	---
Beryllium	mg/l	---	---	---	---	---	---	---	---	1.867	TRC	0.084	TRC	1.867	TRC	---	---	<0.00200	---	---
Boron	mg/l	---	---	---	---	---	---	---	---	186.667	TRC	---	---	186.667	TRC	---	---	<0.040	---	---
Cadmium	mg/l	0.05	---	0.032943	DIS	0.011368	DIS	0.00073	DIS	0.7	TRC	0.084	TRC	0.7	TRC	0.000030 j	---	<0.002000	---	---
Calcium	mg/l	---	---	---	---	---	---	---	---	---	---	---	---	---	---	---	---	42.5	---	---
Chromium	mg/l	1	---	---	---	---	---	---	---	---	---	---	---	---	---	---	---	<0.0060	---	---
Chromium, Hexavalent‡	mg/l	---	---	0.034	DIS	0.016	DIS	0.011	DIS	2.8	TRC	0.15	TRC	2.8	TRC	---	---	<0.0060	---	---
Chromium, Trivalent‡	mg/l	---	---	2.6062	TRC	0.7768	TRC	0.101	TRC	1400	TRC	75	TRC	1400	TRC	---	---	<0.0060	---	---
Cobalt	mg/l	---	---	---	---	---	---	---	---	---	---	---	---	---	---	<0.0060	---	---	---	---
Copper	mg/l	0.5	TRC	0.03323	DIS	0.0192	DIS	0.01237	DIS	1.3	TRC	---	---	1.3	TRC	0.00837	---	0.01300	---	---
Iron	mg/l	---	---	---	---	---	---	1	DIS	---	---	---	---	---	---	<0.060	---	---	---	---
Lead	mg/l	0.1	TRC	0.205268	DIS	0.097263	DIS	0.00379	DIS	0.015	TRC	---	---	0.015	TRC	0.000031 j	---	<0.003000	---	---
Magnesium	mg/l	---	---	---	---	---	---	---	---	---	---	---	---	---	---	---	---	9.82	---	---
Manganese	mg/l	---	---	---	---	---	---	---	---	130.667	---	---	---	130.667	---	0.0099	---	0.0636	---	---
Mercury	mg/l	0.01	TRC	0.005	DIS	0.0024	DIS	0.00001	DIS	0.28	TRC	---	---	0.28	TRC	---	<0.00020	---	---	AZ Aquatic and Wildlife - Warm Water Chronic*
Molybdenum	mg/l	---	---	---	---	---	---	---	---	---	---	---	---	---	---	<0.0080	---	---	---	---
Nickel	mg/l	---	---	5.72747	DIS	0.64492	DIS	0.07163	DIS	28	TRC	0.511	TRC	28	TRC	0.00202	---	<0.01000	---	---
Potassium	mg/l	---	---	---	---	---	---	---	---	---	---	---	---	---	---	---	---	3.34	---	---
Selenium	mg/l	0.05	TRC	0.033	TRC	---	---	0.002	TRC	4.667	TRC	0.667	TRC	4.667	TRC	---	---	<0.00028	---	---
Silver	mg/l	---	---	0.006167	DIS	0.006167	DIS	---	---	4.667	TRC	8	TRC	4.667	TRC	<0.000100	---	<0.005000	---	---

Surface Water Hydrochemical Data

Station Name	QC 21.7 C
Sample ID	RESE-1002208
Sample Date	2/27/2012 11:00:00 AM
Basin	Lower Queen Creek Watershed
Sub-basin	unknown
QC Type	Original data

Parameters and Constituents		Standards														Results				
Name	Units	AZ Agricultural Livestock Watering		AZ Aquatic and Wildlife - Ephemeral Acute		AZ Aquatic and Wildlife - Warm Water Acute		AZ Aquatic and Wildlife - Warm Water Chronic		AZ Full Body Contact		AZ Fish Consumption		AZ Partial Body Contact		Dissolved Results	Total Results	Total Recoverable Results	Field Results	Use Exceeded
		Standard	Fraction	Standard	Fraction	Standard	Fraction	Standard	Fraction	Standard	Fraction	Standard	Fraction	Standard	Fraction					
Metals																				
Sodium	mg/l	---	---	---	---	---	---	---	---	---	---	---	---	---	---	---	---	12.00	---	---
Thallium	mg/l	---	---	---	---	0.7	DIS	0.15	DIS	0.075	TRC	0.001	TRC	0.075	TRC	<0.00100	---	<0.00100	---	AZ Fish Consumption*
Zinc	mg/l	25	TRC	1.5324	DIS	0.1615	DIS	0.1615	DIS	280	TRC	5.106	TRC	280	TRC	<0.0100	---	<0.0100	---	---

The hardness value used for calculation of hardness-dependent standards is the hardness of the sample itself, not the hardness of a receiving water.
* Detection limit exceeds standard
‡ For comparison only - no analysis exists

Station Name	QC 21.7 C
Sample ID	RESE-1002228
Sample Date	5/2/2012 1:00:00 PM
Basin	Lower Queen Creek Watershed
Sub-basin	unknown
QC Type	Original data

Surface Water Hydrochemical Data

MONTGOMERY & ASSOCIATES

Parameters and Constituents		Standards														Results				
Name	Units	AZ Agricultural Livestock Watering		AZ Aquatic and Wildlife - Ephemeral Acute		AZ Aquatic and Wildlife - Warm Water Acute		AZ Aquatic and Wildlife - Warm Water Chronic		AZ Full Body Contact		AZ Fish Consumption		AZ Partial Body Contact		Dissolved Results	Total Results	Total Recoverable Results	Field Results	Use Exceeded
		Standard	Fraction	Standard	Fraction	Standard	Fraction	Standard	Fraction	Standard	Fraction	Standard	Fraction	Standard	Fraction					
Field Parameters																				
Dissolved oxygen	mg/l	---	---	---	---	6	---	6	---	---	---	---	---	---	---	---	---	---	13.72	---
pH (Field)	s.u.	6.5 - 9	---	6.5 - 9	---	6.5 - 9	---	6.5 - 9	---	6.5 - 9	---	---	---	6.5 - 9	---	---	---	---	8.59	---
Specific Conductance (Field)	uS/cm	---	---	---	---	---	---	---	---	---	---	---	---	---	---	---	---	---	258.0	---
Temperature (Field)	Deg C	---	---	---	---	---	---	---	---	---	---	---	---	---	---	---	---	---	22.84	---
Turbidity (Field)	NTUs	---	---	---	---	---	---	---	---	---	---	---	---	---	---	---	---	---	10.89	---
Inorganics																				
Alkalinity (as CaCO3)	mg/l	---	---	---	---	---	---	---	---	---	---	---	---	---	---	---	105.0	---	---	---
Bicarbonate (Calculated by M&A)	mg/l	---	---	---	---	---	---	---	---	---	---	---	---	---	---	---	94.2	---	---	---
Bicarbonate Alkalinity (as CaCO3)	mg/l	---	---	---	---	---	---	---	---	---	---	---	---	---	---	---	77.2	---	---	---
Bromide	mg/l	---	---	---	---	---	---	---	---	---	---	---	---	---	---	---	<0.100	---	---	---
Carbonate (Calculated by M&A)	mg/l	---	---	---	---	---	---	---	---	---	---	---	---	---	---	---	16.5	---	---	---
Carbonate Alkalinity (as CaCO3)	mg/l	---	---	---	---	---	---	---	---	---	---	---	---	---	---	---	27.5	---	---	---
Chloride	mg/l	---	---	---	---	---	---	---	---	---	---	---	---	---	---	---	11.60	---	---	---
Fluoride	mg/l	---	---	---	---	---	---	---	---	140	---	---	---	140	---	---	0.210	---	---	---
Hardness (as CaCO3)	mg/l	---	---	---	---	---	---	---	---	---	---	---	---	---	---	---	---	111.0	---	---
Silica	mg/l	---	---	---	---	---	---	---	---	---	---	---	---	---	---	29.70	---	---	---	---
Sulfate	mg/l	---	---	---	---	---	---	---	---	---	---	---	---	---	---	---	27.9	---	---	---
Lab Parameters																				
Total Dissolved Solids (Laboratory)	mg/l	---	---	---	---	---	---	---	---	---	---	---	---	---	---	---	203	---	---	---
Total Suspended Solids	mg/l	---	---	---	---	---	---	---	---	---	---	---	---	---	---	---	<5.0	---	---	---
Metals																				
Aluminum	mg/l	---	---	---	---	---	---	---	---	---	---	---	---	---	---	<0.0222	---	---	---	---
Antimony	mg/l	---	---	---	---	0.088	DIS	0.03	DIS	0.747	TRC	0.64	TRC	0.747	TRC	<0.00300	---	<0.00380	---	---
Arsenic	mg/l	0.2	TRC	0.44	DIS	0.34	DIS	0.15	DIS	0.03	TRC	0.08	TRC	0.28	TRC	0.0227 j	---	0.0236	---	---
Barium	mg/l	---	---	---	---	---	---	---	---	98	TRC	---	---	98	TRC	---	---	0.0236	---	---
Beryllium	mg/l	---	---	---	---	---	---	---	---	1.867	TRC	0.084	TRC	1.867	TRC	---	---	<0.00031	---	---
Boron	mg/l	---	---	---	---	---	---	---	---	186.667	TRC	---	---	186.667	TRC	---	---	0.0168 j	---	---
Cadmium	mg/l	0.05	---	0.087609	DIS	0.030232	DIS	0.001468	DIS	0.7	TRC	0.084	TRC	0.7	TRC	<0.000014	---	<0.000290	---	---
Calcium	mg/l	---	---	---	---	---	---	---	---	---	---	---	---	---	---	---	---	29.4	---	---
Chromium	mg/l	1	---	---	---	---	---	---	---	---	---	---	---	---	---	---	---	0.0014 j	---	---
Chromium, Hexavalent‡	mg/l	---	---	0.034	DIS	0.016	DIS	0.011	DIS	2.8	TRC	0.15	TRC	2.8	TRC	---	---	0.0014 j	---	---
Chromium, Trivalent‡	mg/l	---	---	5.9497	TRC	1.7733	TRC	0.2307	TRC	1400	TRC	75	TRC	1400	TRC	---	---	0.0014 j	---	---
Cobalt	mg/l	---	---	---	---	---	---	---	---	---	---	---	---	---	---	<0.0014	---	---	---	---
Copper	mg/l	0.5	TRC	0.08588	DIS	0.04962	DIS	0.02928	DIS	1.3	TRC	---	---	1.3	TRC	0.00980	---	0.01330	---	---
Iron	mg/l	---	---	---	---	---	---	1	DIS	---	---	---	---	---	---	<0.0222	---	---	---	---
Lead	mg/l	0.1	TRC	0.592712	DIS	0.280846	DIS	0.010944	DIS	0.015	TRC	---	---	0.015	TRC	0.000210 j+	---	0.000970 jd	---	---
Magnesium	mg/l	---	---	---	---	---	---	---	---	---	---	---	---	---	---	---	---	9.24	---	---
Manganese	mg/l	---	---	---	---	---	---	---	---	130.667	---	---	---	130.667	---	0.0273	---	0.0528	---	---
Mercury	mg/l	0.01	TRC	0.005	DIS	0.0024	DIS	0.00001	DIS	0.28	TRC	---	---	0.28	TRC	---	<0.000054	---	---	AZ Aquatic and Wildlife - Warm Water Chronic*
Molybdenum	mg/l	---	---	---	---	---	---	---	---	---	---	---	---	---	---	0.0042 j	---	---	---	---
Nickel	mg/l	---	---	13.43579	DIS	1.51289	DIS	0.16804	DIS	28	TRC	0.511	TRC	28	TRC	0.00170	---	<0.00200	---	---
Potassium	mg/l	---	---	---	---	---	---	---	---	---	---	---	---	---	---	---	---	1.47	---	---
Selenium	mg/l	0.05	TRC	0.033	TRC	---	---	0.002	TRC	4.667	TRC	0.667	TRC	4.667	TRC	0.00059 j+	---	<0.00028	---	---
Silver	mg/l	---	---	0.034911	DIS	0.034911	DIS	---	---	4.667	TRC	8	TRC	4.667	TRC	<0.000014	---	<0.000700	---	---
Sodium	mg/l	---	---	---	---	---	---	---	---	---	---	---	---	---	---	---	---	16.00	---	---

Station Name	QC 21.7 C
Sample ID	RESE-1002228
Sample Date	5/2/2012 1:00:00 PM
Basin	Lower Queen Creek Watershed
Sub-basin	unknown
QC Type	Original data

Surface Water Hydrochemical Data

MONTGOMERY & ASSOCIATES

Parameters and Constituents		Standards														Results				
Name	Units	AZ Agricultural Livestock Watering		AZ Aquatic and Wildlife - Ephemeral Acute		AZ Aquatic and Wildlife - Warm Water Acute		AZ Aquatic and Wildlife - Warm Water Chronic		AZ Full Body Contact		AZ Fish Consumption		AZ Partial Body Contact		Dissolved Results	Total Results	Total Recoverable Results	Field Results	Use Exceeded
		Standard	Fraction	Standard	Fraction	Standard	Fraction	Standard	Fraction	Standard	Fraction	Standard	Fraction	Standard	Fraction					
Metals																				
Strontium (by isotope dilution)	ppm	---	---	---	---	---	---	---	---	---	---	---	---	---	---	---	0.1358	---	---	---
Thallium	mg/l	---	---	---	---	0.7	DIS	0.15	DIS	0.075	TRC	0.001	TRC	0.075	TRC	<0.000008	---	<0.000009	---	---
Zinc	mg/l	25	TRC	3.5994	DIS	0.3793	DIS	0.3793	DIS	280	TRC	5.106	TRC	280	TRC	<0.0026	---	0.0034 j	---	---
Radiogenic Isotopes																				
Carbon 14	pmC	---	---	---	---	---	---	---	---	---	---	---	---	---	---	---	98.52	---	---	---
Strontium 87/86	none	---	---	---	---	---	---	---	---	---	---	---	---	---	---	---	0.710510	---	---	---
Tritium	TU	---	---	---	---	---	---	---	---	---	---	---	---	---	---	---	4.90	---	---	---
Stable Isotopes																				
Delta Carbon-13 of DIC	per mil	---	---	---	---	---	---	---	---	---	---	---	---	---	---	---	-12.9	---	---	---
Delta Deuterium	per mil	---	---	---	---	---	---	---	---	---	---	---	---	---	---	---	-21.4	---	---	---
Delta Oxygen-18	per mil	---	---	---	---	---	---	---	---	---	---	---	---	---	---	---	2.28	---	---	---
Delta Oxygen-18 of Sulfate	per mil	---	---	---	---	---	---	---	---	---	---	---	---	---	---	---	3.8	---	---	---
Delta Sulfur-34	per mil	---	---	---	---	---	---	---	---	---	---	---	---	---	---	---	3.3	---	---	---

The hardness value used for calculation of hardness-dependent standards is the hardness of the sample itself, not the hardness of a receiving water.
* Detection limit exceeds standard
‡ For comparison only - no analysis exists

Station Name	QC 21.7 C
Sample ID	RESE-1003054
Sample Date	8/14/2012 11:00:00 AM
Basin	Lower Queen Creek Watershed
Sub-basin	unknown
QC Type	Original data

Surface Water Hydrochemical Data

MONTGOMERY & ASSOCIATES

Parameters and Constituents		Standards														Results				
Name	Units	AZ Agricultural Livestock Watering		AZ Aquatic and Wildlife - Ephemeral Acute		AZ Aquatic and Wildlife - Warm Water Acute		AZ Aquatic and Wildlife - Warm Water Chronic		AZ Full Body Contact		AZ Fish Consumption		AZ Partial Body Contact		Dissolved Results	Total Results	Total Recoverable Results	Field Results	Use Exceeded
		Standard	Fraction	Standard	Fraction	Standard	Fraction	Standard	Fraction	Standard	Fraction	Standard	Fraction	Standard	Fraction					
Field Parameters																				
Dissolved oxygen	mg/l	---	---	---	---	6	---	6	---	---	---	---	---	---	---	---	---	---	3.95	AZ Aquatic and Wildlife - Warm Water Acute† AZ Aquatic and Wildlife - Warm Water Chronic†
Flow Rate	gallons/minute	---	---	---	---	---	---	---	---	---	---	---	---	---	---	---	---	---	0.0	---
pH (Field)	s.u.	6.5 - 9	---	6.5 - 9	---	6.5 - 9	---	6.5 - 9	---	6.5 - 9	---	---	---	6.5 - 9	---	---	---	---	7.64	---
Specific Conductance (Field)	uS/cm	---	---	---	---	---	---	---	---	---	---	---	---	---	---	---	---	---	507.9	---
Temperature (Field)	Deg C	---	---	---	---	---	---	---	---	---	---	---	---	---	---	---	---	---	26.10	---
Turbidity (Field)	NTUs	---	---	---	---	---	---	---	---	---	---	---	---	---	---	---	---	---	27.00	---
Inorganics																				
Alkalinity (as CaCO3)	mg/l	---	---	---	---	---	---	---	---	---	---	---	---	---	---	---	190.0	---	---	---
Bicarbonate (Calculated by M&A)	mg/l	---	---	---	---	---	---	---	---	---	---	---	---	---	---	---	231.8	---	---	---
Bicarbonate Alkalinity (as CaCO3)	mg/l	---	---	---	---	---	---	---	---	---	---	---	---	---	---	---	190.0	---	---	---
Bromide	mg/l	---	---	---	---	---	---	---	---	---	---	---	---	---	---	---	0.110	---	---	---
Carbonate (Calculated by M&A)	mg/l	---	---	---	---	---	---	---	---	---	---	---	---	---	---	---	--	---	---	---
Carbonate Alkalinity (as CaCO3)	mg/l	---	---	---	---	---	---	---	---	---	---	---	---	---	---	---	<1.0	---	---	---
Chloride	mg/l	---	---	---	---	---	---	---	---	---	---	---	---	---	---	---	10.50	---	---	---
Fluoride	mg/l	---	---	---	---	---	---	---	---	140	---	---	---	140	---	---	0.370	---	---	---
Hardness (as CaCO3)	mg/l	---	---	---	---	---	---	---	---	---	---	---	---	---	---	---	---	198.0	---	---
Silica	mg/l	---	---	---	---	---	---	---	---	---	---	---	---	---	---	30.20	---	---	---	---
Sulfate	mg/l	---	---	---	---	---	---	---	---	---	---	---	---	---	---	---	44.9	---	---	---
Lab Parameters																				
Total Dissolved Solids (Laboratory)	mg/l	---	---	---	---	---	---	---	---	---	---	---	---	---	---	---	323	---	---	---
Total Suspended Solids	mg/l	---	---	---	---	---	---	---	---	---	---	---	---	---	---	---	7.0	---	---	---
Metals																				
Aluminum	mg/l	---	---	---	---	---	---	---	---	---	---	---	---	---	---	<0.080	---	---	---	---
Antimony	mg/l	---	---	---	---	0.088	DIS	0.03	DIS	0.747	TRC	0.64	TRC	0.747	TRC	<0.00300	---	<0.00300	---	---
Arsenic	mg/l	0.2	TRC	0.44	DIS	0.34	DIS	0.15	DIS	0.03	TRC	0.08	TRC	0.28	TRC	0.051	---	0.045	---	AZ Full Body Contact
Barium	mg/l	---	---	---	---	---	---	---	---	98	TRC	---	---	98	TRC	---	---	0.0780	---	---
Beryllium	mg/l	---	---	---	---	---	---	---	---	1.867	TRC	0.084	TRC	1.867	TRC	---	---	<0.00200	---	---
Boron	mg/l	---	---	---	---	---	---	---	---	186.667	TRC	---	---	186.667	TRC	---	---	0.050	---	---
Cadmium	mg/l	0.05	---	0.044287	DIS	0.015282	DIS	0.000902	DIS	0.7	TRC	0.084	TRC	0.7	TRC	<0.000014	---	<0.002000	---	---
Calcium	mg/l	---	---	---	---	---	---	---	---	---	---	---	---	---	---	---	---	58.7	---	---
Chromium	mg/l	1	---	---	---	---	---	---	---	---	---	---	---	---	---	---	---	<0.0060	---	---
Chromium, Hexavalent‡	mg/l	---	---	0.034	DIS	0.016	DIS	0.011	DIS	2.8	TRC	0.15	TRC	2.8	TRC	---	---	<0.0060	---	---
Chromium, Trivalent‡	mg/l	---	---	3.3449	TRC	0.9969	TRC	0.1297	TRC	1400	TRC	75	TRC	1400	TRC	---	---	<0.0060	---	---
Cobalt	mg/l	---	---	---	---	---	---	---	---	---	---	---	---	---	---	<0.0060	---	---	---	---
Copper	mg/l	0.5	TRC	0.04427	DIS	0.02558	DIS	0.01605	DIS	1.3	TRC	---	---	1.3	TRC	0.00483	---	0.01400	---	---
Iron	mg/l	---	---	---	---	---	---	1	DIS	---	---	---	---	---	---	<0.060	---	---	---	---
Lead	mg/l	0.1	TRC	0.284269	DIS	0.134696	DIS	0.005249	DIS	0.015	TRC	---	---	0.015	TRC	0.000287 j	---	<0.003000	---	---
Magnesium	mg/l	---	---	---	---	---	---	---	---	---	---	---	---	---	---	---	---	12.60	---	---
Manganese	mg/l	---	---	---	---	---	---	---	---	130.667	---	---	---	130.667	---	0.6120	---	0.6430	---	---
Mercury	mg/l	0.01	TRC	0.005	DIS	0.0024	DIS	0.00001	DIS	0.28	TRC	---	---	0.28	TRC	---	<0.00020	---	---	AZ Aquatic and Wildlife - Warm Water Chronic*
Molybdenum	mg/l	---	---	---	---	---	---	---	---	---	---	---	---	---	---	0.0130	---	---	---	---
Nickel	mg/l	---	---	7.41138	DIS	0.83453	DIS	0.09269	DIS	28	TRC	0.511	TRC	28	TRC	0.00341	---	<0.01000	---	---
Potassium	mg/l	---	---	---	---	---	---	---	---	---	---	---	---	---	---	---	---	7.63	---	---
Selenium	mg/l	0.05	TRC	0.033	TRC	---	---	0.002	TRC	4.667	TRC	0.667	TRC	4.667	TRC	---	---	0.00041 jd	---	---
Silver	mg/l	---	---	0.010416	DIS	0.010416	DIS	---	---	4.667	TRC	8	TRC	4.667	TRC	<0.000100	---	<0.005000	---	---

Station Name	QC 21.7 C
Sample ID	RESE-1003054
Sample Date	8/14/2012 11:00:00 AM
Basin	Lower Queen Creek Watershed
Sub-basin	unknown
QC Type	Original data

Surface Water Hydrochemical Data

MONTGOMERY & ASSOCIATES

Parameters and Constituents		Standards														Results				
Name	Units	AZ Agricultural Livestock Watering		AZ Aquatic and Wildlife - Ephemeral Acute		AZ Aquatic and Wildlife - Warm Water Acute		AZ Aquatic and Wildlife - Warm Water Chronic		AZ Full Body Contact		AZ Fish Consumption		AZ Partial Body Contact		Dissolved Results	Total Results	Total Recoverable Results	Field Results	Use Exceeded
		Standard	Fraction	Standard	Fraction	Standard	Fraction	Standard	Fraction	Standard	Fraction	Standard	Fraction	Standard	Fraction					
Metals																				
Sodium	mg/l	---	---	---	---	---	---	---	---	---	---	---	---	---	---	---	---	15.70	---	---
Thallium	mg/l	---	---	---	---	0.7	DIS	0.15	DIS	0.075	TRC	0.001	TRC	0.075	TRC	<0.00100	---	<0.00100	---	AZ Fish Consumption*
Zinc	mg/l	25	TRC	1.9837	DIS	0.209	DIS	0.209	DIS	280	TRC	5.106	TRC	280	TRC	<0.0100	---	<0.0100	---	---

The hardness value used for calculation of hardness-dependent standards is the hardness of the sample itself, not the hardness of a receiving water.
* Detection limit exceeds standard
† Exceedance is considered less than regulatory limit
‡ For comparison only - no analysis exists

Explanation of Codes

Absent = Analyte not present	ND = Not Detected
ge = Greater than or equal to reported value	Not Applicable = Analyte not applicable
i = Insufficient sample	q = Uncertain value
j = Estimated value	r = Unusable data
j+ = Estimated value, high bias	< = Less than reported detection limit
j- = Estimated value, low bias	> = Greater than reported value
Lost = Sample lost in processing	d = Diluted. Diluted samples are indicated only when value is estimated.
n = Not measured	LD = Laboratory duplicate
na = Not available	SP = Split sample
Present = Analyte was detected	SPD = Split-Duplicate

Station Name	QC 19.7 C
Sample ID	RESE-1002021
Sample Date	8/28/2008 6:00:00 PM
Basin	Lower Queen Creek Watershed
Sub-basin	unknown
QC Type	Original data

Surface Water Hydrochemical Data

MONTGOMERY & ASSOCIATES

Parameters and Constituents		Standards														Results				
Name	Units	AZ Agricultural Livestock Watering		AZ Aquatic and Wildlife - Ephemeral Acute		AZ Aquatic and Wildlife - Warm Water Acute		AZ Aquatic and Wildlife - Warm Water Chronic		AZ Full Body Contact		AZ Fish Consumption		AZ Partial Body Contact		Dissolved Results	Total Results	Total Recoverable Results	Field Results	Use Exceeded
		Standard	Fraction	Standard	Fraction	Standard	Fraction	Standard	Fraction	Standard	Fraction	Standard	Fraction	Standard	Fraction					
Bacteria																				
E. Coli	MPN/100ml	---	---	---	---	---	---	---	---	235	---	---	---	575	---	---	98.5	---	---	---
Total Coliforms	MPN/100ml	---	---	---	---	---	---	---	---	---	---	---	---	---	---	---	>2419.6	---	---	---
Field Parameters																				
Dissolved oxygen	mg/l	---	---	---	---	6	---	6	---	---	---	---	---	---	---	---	---	---	6.55	---
Flow Rate	gallons/minute	---	---	---	---	---	---	---	---	---	---	---	---	---	---	---	---	---	410.0	---
pH (Field)	s.u.	6.5 - 9	---	6.5 - 9	---	6.5 - 9	---	6.5 - 9	---	6.5 - 9	---	---	---	6.5 - 9	---	---	---	---	8.29	---
Specific Conductance (Field)	uS/cm	---	---	---	---	---	---	---	---	---	---	---	---	---	---	---	---	---	438.0	---
Temperature (Field)	Deg C	---	---	---	---	---	---	---	---	---	---	---	---	---	---	---	---	---	28.90	---
Turbidity (Field)	NTUs	---	---	---	---	---	---	---	---	---	---	---	---	---	---	---	---	---	1.54	---
Inorganics																				
Alkalinity (as CaCO3)	mg/l	---	---	---	---	---	---	---	---	---	---	---	---	---	---	137.0	140.0	---	---	---
Bicarbonate (Calculated by M&A)	mg/l	---	---	---	---	---	---	---	---	---	---	---	---	---	---	167.1	---	---	---	---
Bicarbonate Alkalinity (as CaCO3)	mg/l	---	---	---	---	---	---	---	---	---	---	---	---	---	---	137.0	140.0	---	---	---
Bromide	mg/l	---	---	---	---	---	---	---	---	---	---	---	---	---	---	---	0.111	---	---	---
Carbonate (Calculated by M&A)	mg/l	---	---	---	---	---	---	---	---	---	---	---	---	---	---	--	---	---	---	---
Carbonate Alkalinity (as CaCO3)	mg/l	---	---	---	---	---	---	---	---	---	---	---	---	---	---	<1.0	<1.0	---	---	---
Chloride	mg/l	---	---	---	---	---	---	---	---	---	---	---	---	---	---	12.60	11.80	---	---	---
Fluoride	mg/l	---	---	---	---	---	---	---	---	140	---	---	---	140	---	---	0.159	---	---	---
Hardness (as CaCO3)	mg/l	---	---	---	---	---	---	---	---	---	---	---	---	---	---	---	172.0	---	---	---
Nitrate as N	mg/l	---	---	---	---	---	---	---	---	3733.3	---	---	---	3733.3	---	---	4.6	---	---	---
Nitrate+Nitrite as N (calculated by M&A)	mg/l	---	---	---	---	---	---	---	---	3733.3	---	---	---	3733.3	---	---	4.6	---	---	---
Nitrite as N	mg/l	---	---	---	---	---	---	---	---	233.33	---	---	---	233.33	---	---	<0.10	---	---	---
Orthophosphate as P	mg/l	---	---	---	---	---	---	---	---	---	---	---	---	---	---	---	<0.20	---	---	---
Silica	mg/l	---	---	---	---	---	---	---	---	---	---	---	---	---	---	30.0	---	---	---	---
Sulfate	mg/l	---	---	---	---	---	---	---	---	---	---	---	---	---	---	56.9	58.2	---	---	---
Lab Parameters																				
Total Dissolved Solids (Laboratory)	mg/l	---	---	---	---	---	---	---	---	---	---	---	---	---	---	---	292	---	---	---
Total Suspended Solids	mg/l	---	---	---	---	---	---	---	---	---	---	---	---	---	---	---	<5.0	---	---	---
Metals																				
Aluminum	mg/l	---	---	---	---	---	---	---	---	---	---	---	---	---	---	0.0142 j	---	---	---	---
Antimony	mg/l	---	---	---	---	0.088	DIS	0.03	DIS	0.747	TRC	0.64	TRC	0.747	TRC	0.00150 j	0.00140 j	---	---	---
Arsenic	mg/l	0.2	TRC	0.44	DIS	0.34	DIS	0.15	DIS	0.03	TRC	0.08	TRC	0.28	TRC	0.0266	0.0176 j	---	---	---
Barium	mg/l	---	---	---	---	---	---	---	---	98	TRC	---	---	98	TRC	0.0340	---	---	---	---
Beryllium	mg/l	---	---	---	---	---	---	---	---	1.867	TRC	0.084	TRC	1.867	TRC	<0.00036	<0.00036	---	---	---
Boron	mg/l	---	---	---	---	---	---	---	---	186.667	TRC	---	---	186.667	TRC	---	0.050	---	---	---
Cadmium	mg/l	0.05	---	0.087609	DIS	0.030232	DIS	0.001468	DIS	0.7	TRC	0.084	TRC	0.7	TRC	<0.000034	<0.000960	---	---	---
Calcium	mg/l	---	---	---	---	---	---	---	---	---	---	---	---	---	---	57.0	50.7	---	---	---
Chromium	mg/l	1	---	---	---	---	---	---	---	---	---	---	---	---	---	---	<0.0010	---	---	---
Chromium, Hexavalent‡	mg/l	---	---	0.034	DIS	0.016	DIS	0.011	DIS	2.8	TRC	0.15	TRC	2.8	TRC	---	<0.0010	---	---	---
Chromium, Trivalent‡	mg/l	---	---	5.9497	TRC	1.7733	TRC	0.2307	TRC	1400	TRC	75	TRC	1400	TRC	---	<0.0010	---	---	---
Cobalt	mg/l	---	---	---	---	---	---	---	---	---	---	---	---	---	---	<0.00065	---	---	---	---
Copper	mg/l	0.5	TRC	0.0859	DIS	0.0496	DIS	0.0293	DIS	1.3	TRC	---	---	1.3	TRC	0.0183	0.0173	---	---	---
Iron	mg/l	---	---	---	---	---	---	1	DIS	---	---	---	---	---	---	<0.0202	---	---	---	---
Lead	mg/l	0.1	TRC	0.592712	DIS	0.280846	DIS	0.010944	DIS	0.015	TRC	---	---	0.015	TRC	0.000051 j	0.000232 j	---	---	---
Magnesium	mg/l	---	---	---	---	---	---	---	---	---	---	---	---	---	---	12.40	11.00	---	---	---
Manganese	mg/l	---	---	---	---	---	---	---	---	130.667	---	---	---	130.667	---	0.0050 j	0.0050 j	---	---	---

Station Name	QC 19.7 C
Sample ID	RESE-1002021
Sample Date	8/28/2008 6:00:00 PM
Basin	Lower Queen Creek Watershed
Sub-basin	unknown
QC Type	Original data

Surface Water Hydrochemical Data

MONTGOMERY & ASSOCIATES

Parameters and Constituents		Standards														Results				
Name	Units	AZ Agricultural Livestock Watering		AZ Aquatic and Wildlife - Ephemeral Acute		AZ Aquatic and Wildlife - Warm Water Acute		AZ Aquatic and Wildlife - Warm Water Chronic		AZ Full Body Contact		AZ Fish Consumption		AZ Partial Body Contact		Dissolved Results	Total Results	Total Recoverable Results	Field Results	Use Exceeded
		Standard	Fraction	Standard	Fraction	Standard	Fraction	Standard	Fraction	Standard	Fraction	Standard	Fraction	Standard	Fraction					
Metals																				
Molybdenum	mg/l	---	---	---	---	---	---	---	---	---	---	---	---	---	---	0.0047 j	---	---	---	---
Nickel	mg/l	---	---	13.43579	DIS	1.51289	DIS	0.16804	DIS	28	TRC	0.511	TRC	28	TRC	<0.00230	<0.00230	---	---	---
Potassium	mg/l	---	---	---	---	---	---	---	---	---	---	---	---	---	---	4.17	3.93	---	---	---
Selenium	mg/l	0.05	TRC	0.033	TRC	---	---	0.002	TRC	4.667	TRC	0.667	TRC	4.667	TRC	---	0.00072 j	---	---	---
Silver	mg/l	---	---	0.034911	DIS	0.034911	DIS	---	---	4.667	TRC	8	TRC	4.667	TRC	<0.000017	<0.000790	---	---	---
Sodium	mg/l	---	---	---	---	---	---	---	---	---	---	---	---	---	---	14.50	13.00	---	---	---
Strontium	mg/l	---	---	---	---	---	---	---	---	---	---	---	---	---	---	0.2000	---	---	---	---
Strontium (by isotope dilution)	ppm	---	---	---	---	---	---	---	---	---	---	---	---	---	---	---	0.2038	---	---	---
Thallium	mg/l	---	---	---	---	0.7	DIS	0.15	DIS	0.075	TRC	0.001	TRC	0.075	TRC	<0.000018	0.000023 j	---	---	---
Uranium	mg/l	---	---	---	---	---	---	---	---	2.8	---	---	---	2.8	---	---	<0.0003	---	---	---
Zinc	mg/l	25	TRC	3.5994	DIS	0.3793	DIS	0.3793	DIS	280	TRC	5.106	TRC	280	TRC	<0.0019	0.0028 j	---	---	---
Other																				
Dissolved Organic Carbon	mg/l	---	---	---	---	---	---	---	---	---	---	---	---	---	---	---	---	---	7.69	---
Radiogenic Isotopes																				
Strontium 87/86	none	---	---	---	---	---	---	---	---	---	---	---	---	---	---	---	0.710345	---	---	---
Tritium	TU	---	---	---	---	---	---	---	---	---	---	---	---	---	---	---	4.2	---	---	---
Radiologicals																				
Gross Alpha	pCi/l	---	---	---	---	---	---	---	---	---	---	---	---	---	---	---	5.9	---	---	---
Gross Beta	pCi/l	---	---	---	---	---	---	---	---	---	---	---	---	---	---	---	4.2	---	---	---
Uranium Activity (Calc 907.0)	pCi/l	---	---	---	---	---	---	---	---	---	---	---	---	---	---	---	0.4	---	---	---
Radionuclides																				
Radium 226	pCi/l	---	---	---	---	---	---	---	---	---	---	---	---	---	---	---	<0.21	---	---	---
Radium 226 + Radium 228	pCi/l	---	---	---	---	---	---	---	---	---	---	---	---	---	---	---	--	---	---	---
Radium 228	pCi/l	---	---	---	---	---	---	---	---	---	---	---	---	---	---	---	<1.2	---	---	---
Uranium 234	pCi/l	---	---	---	---	---	---	---	---	---	---	---	---	---	---	---	0.3	---	---	---
Uranium 235	pCi/l	---	---	---	---	---	---	---	---	---	---	---	---	---	---	---	<0.2	---	---	---
Uranium 238	pCi/l	---	---	---	---	---	---	---	---	---	---	---	---	---	---	---	<0.2	---	---	---
Stable Isotopes																				
Delta Deuterium	per mil	---	---	---	---	---	---	---	---	---	---	---	---	---	---	---	-91	---	---	---
Delta Oxygen-18	per mil	---	---	---	---	---	---	---	---	---	---	---	---	---	---	---	-12.0	---	---	---
Delta Oxygen-18 of Sulfate	per mil	---	---	---	---	---	---	---	---	---	---	---	---	---	---	---	4.4	---	---	---
Delta Sulfur-34	per mil	---	---	---	---	---	---	---	---	---	---	---	---	---	---	---	0.1	---	---	---

The hardness value used for calculation of hardness-dependent standards is the hardness of the sample itself, not the hardness of a receiving water.

‡ For comparison only - no analysis exists

Station Name	QC 19.7 C
Sample ID	RESE-1002048
Sample Date	2/11/2009 1:00:00 PM
Basin	Lower Queen Creek Watershed
Sub-basin	unknown
QC Type	Original data

Surface Water Hydrochemical Data

MONTGOMERY & ASSOCIATES

Parameters and Constituents		Standards														Results				
Name	Units	AZ Agricultural Livestock Watering		AZ Aquatic and Wildlife - Ephemeral Acute		AZ Aquatic and Wildlife - Warm Water Acute		AZ Aquatic and Wildlife - Warm Water Chronic		AZ Full Body Contact		AZ Fish Consumption		AZ Partial Body Contact		Dissolved Results	Total Results	Total Recoverable Results	Field Results	Use Exceeded
		Standard	Fraction	Standard	Fraction	Standard	Fraction	Standard	Fraction	Standard	Fraction	Standard	Fraction	Standard	Fraction					
Field Parameters																				
Dissolved oxygen	mg/l	---	---	---	---	6	---	6	---	---	---	---	---	---	---	---	---	---	10.20	---
Flow Rate	gallons/minute	---	---	---	---	---	---	---	---	---	---	---	---	---	---	---	---	---	10772.0 j	---
pH (Field)	s.u.	6.5 - 9	---	6.5 - 9	---	6.5 - 9	---	6.5 - 9	---	6.5 - 9	---	---	---	6.5 - 9	---	---	---	---	8.11	---
Specific Conductance (Field)	uS/cm	---	---	---	---	---	---	---	---	---	---	---	---	---	---	---	---	---	188.0	---
Temperature (Field)	Deg C	---	---	---	---	---	---	---	---	---	---	---	---	---	---	---	---	---	11.60	---
Turbidity (Field)	NTUs	---	---	---	---	---	---	---	---	---	---	---	---	---	---	---	---	---	10.09	---
Inorganics																				
Alkalinity (as CaCO3)	mg/l	---	---	---	---	---	---	---	---	---	---	---	---	---	---	---	61.8	---	---	---
Bicarbonate (Calculated by M&A)	mg/l	---	---	---	---	---	---	---	---	---	---	---	---	---	---	---	75.4	---	---	---
Bicarbonate Alkalinity (as CaCO3)	mg/l	---	---	---	---	---	---	---	---	---	---	---	---	---	---	---	61.8	---	---	---
Bromide	mg/l	---	---	---	---	---	---	---	---	---	---	---	---	---	---	---	0.236	---	---	---
Carbonate (Calculated by M&A)	mg/l	---	---	---	---	---	---	---	---	---	---	---	---	---	---	---	--	---	---	---
Carbonate Alkalinity (as CaCO3)	mg/l	---	---	---	---	---	---	---	---	---	---	---	---	---	---	---	<1.0	---	---	---
Chloride	mg/l	---	---	---	---	---	---	---	---	---	---	---	---	---	---	---	5.95	---	---	---
Fluoride	mg/l	---	---	---	---	---	---	---	---	140	---	---	---	140	---	---	<0.100	---	---	---
Hardness (as CaCO3)	mg/l	---	---	---	---	---	---	---	---	---	---	---	---	---	---	69.4	---	---	---	---
Silica	mg/l	---	---	---	---	---	---	---	---	---	---	---	---	---	---	22.8	---	---	---	---
Sulfate	mg/l	---	---	---	---	---	---	---	---	---	---	---	---	---	---	---	21.9	---	---	---
Lab Parameters																				
Total Dissolved Solids (Laboratory)	mg/l	---	---	---	---	---	---	---	---	---	---	---	---	---	---	---	147	---	---	---
Total Suspended Solids	mg/l	---	---	---	---	---	---	---	---	---	---	---	---	---	---	---	7.0	---	---	---
Metals																				
Aluminum	mg/l	---	---	---	---	---	---	---	---	---	---	---	---	---	---	0.087	---	---	---	---
Antimony	mg/l	---	---	---	---	0.088	DIS	0.03	DIS	0.747	TRC	0.64	TRC	0.747	TRC	<0.00300	---	<0.00300	---	---
Arsenic	mg/l	0.2	TRC	0.44	DIS	0.34	DIS	0.15	DIS	0.03	TRC	0.08	TRC	0.28	TRC	0.026	---	<0.025	---	---
Barium	mg/l	---	---	---	---	---	---	---	---	98	TRC	---	---	98	TRC	0.0143	---	---	---	---
Beryllium	mg/l	---	---	---	---	---	---	---	---	1.867	TRC	0.084	TRC	1.867	TRC	<0.00200	---	<0.00200	---	---
Boron	mg/l	---	---	---	---	---	---	---	---	186.667	TRC	---	---	186.667	TRC	---	---	<0.040	---	---
Cadmium	mg/l	0.05	---	0.015986	DIS	0.005516	DIS	0.000435	DIS	0.7	TRC	0.084	TRC	0.7	TRC	<0.000034	---	<0.002000	---	---
Calcium	mg/l	---	---	---	---	---	---	---	---	---	---	---	---	---	---	---	---	21.0	---	---
Chromium	mg/l	1	---	---	---	---	---	---	---	---	---	---	---	---	---	---	---	<0.0060	---	---
Chromium, Hexavalent‡	mg/l	---	---	0.034	DIS	0.016	DIS	0.011	DIS	2.8	TRC	0.15	TRC	2.8	TRC	---	---	<0.0060	---	---
Chromium, Trivalent‡	mg/l	---	---	1.4174	TRC	0.4224	TRC	0.055	TRC	1400	TRC	75	TRC	1400	TRC	---	---	<0.0060	---	---
Cobalt	mg/l	---	---	---	---	---	---	---	---	---	---	---	---	---	---	<0.0060	---	---	---	---
Copper	mg/l	0.5	TRC	0.0165	DIS	0.0095	DIS	0.0066	DIS	1.3	TRC	---	---	1.3	TRC	0.0195	---	0.0220	---	AZ Aquatic and Wildlife - Ephemeral Acute AZ Aquatic and Wildlife - Warm Water Acute AZ Aquatic and Wildlife - Warm Water Chronic
Iron	mg/l	---	---	---	---	---	---	1	DIS	---	---	---	---	---	---	<0.060	---	---	---	---
Lead	mg/l	0.1	TRC	0.091372	DIS	0.043295	DIS	0.001687	DIS	0.015	TRC	---	---	0.015	TRC	0.000241 j	---	<0.003000	---	---
Magnesium	mg/l	---	---	---	---	---	---	---	---	---	---	---	---	---	---	---	---	4.08	---	---
Manganese	mg/l	---	---	---	---	---	---	---	---	130.667	---	---	---	130.667	---	0.0099	---	0.0091	---	---
Mercury	mg/l	0.01	TRC	0.005	DIS	0.0024	DIS	0.00001	DIS	0.28	TRC	---	---	0.28	TRC	---	<0.00020	---	---	AZ Aquatic and Wildlife - Warm Water Chronic*
Molybdenum	mg/l	---	---	---	---	---	---	---	---	---	---	---	---	---	---	0.0145	---	---	---	---
Nickel	mg/l	---	---	3.05288	DIS	0.34376	DIS	0.03818	DIS	28	TRC	0.511	TRC	28	TRC	0.00111	---	<0.01000	---	---
Potassium	mg/l	---	---	---	---	---	---	---	---	---	---	---	---	---	---	---	---	1.48	---	---

Station Name	QC 19.7 C
Sample ID	RESE-1002048
Sample Date	2/11/2009 1:00:00 PM
Basin	Lower Queen Creek Watershed
Sub-basin	unknown
QC Type	Original data

Surface Water Hydrochemical Data

MONTGOMERY & ASSOCIATES

Parameters and Constituents		Standards														Results				
Name	Units	AZ Agricultural Livestock Watering		AZ Aquatic and Wildlife - Ephemeral Acute		AZ Aquatic and Wildlife - Warm Water Acute		AZ Aquatic and Wildlife - Warm Water Chronic		AZ Full Body Contact		AZ Fish Consumption		AZ Partial Body Contact		Dissolved Results	Total Results	Total Recoverable Results	Field Results	Use Exceeded
		Standard	Fraction	Standard	Fraction	Standard	Fraction	Standard	Fraction	Standard	Fraction	Standard	Fraction	Standard	Fraction					
Metals																				
Selenium	mg/l	0.05	TRC	0.033	TRC	---	---	0.002	TRC	4.667	TRC	0.667	TRC	4.667	TRC	---	---	0.00044 jd	---	---
Silver	mg/l	---	---	0.001716	DIS	0.001716	DIS	---	---	4.667	TRC	8	TRC	4.667	TRC	<0.000100	---	<0.005000	---	---
Sodium	mg/l	---	---	---	---	---	---	---	---	---	---	---	---	---	---	---	---	6.27	---	---
Strontium	mg/l	---	---	---	---	---	---	---	---	---	---	---	---	---	---	0.0694	---	---	---	---
Thallium	mg/l	---	---	---	---	0.7	DIS	0.15	DIS	0.075	TRC	0.001	TRC	0.075	TRC	<0.00100	---	<0.00100	---	AZ Fish Consumption*
Zinc	mg/l	25	TRC	0.816	DIS	0.086	DIS	0.086	DIS	280	TRC	5.106	TRC	280	TRC	<0.0100	---	<0.0100	---	---
Other																				
Dissolved Organic Carbon	mg/l	---	---	---	---	---	---	---	---	---	---	---	---	---	---	---	---	---	10.00	---
Mercury, Low Level	ng/l	---	---	---	---	---	---	---	---	---	---	---	---	---	---	0.95	---	---	---	---
Stable Isotopes																				
Delta Deuterium	per mil	---	---	---	---	---	---	---	---	---	---	---	---	---	---	---	-54	---	---	---
Delta Oxygen-18	per mil	---	---	---	---	---	---	---	---	---	---	---	---	---	---	---	-8.3	---	---	---
Delta Oxygen-18 of Sulfate	per mil	---	---	---	---	---	---	---	---	---	---	---	---	---	---	---	7.2	---	---	---
Delta Sulfur-34	per mil	---	---	---	---	---	---	---	---	---	---	---	---	---	---	---	0.9	---	---	---

The hardness value used for calculation of hardness-dependent standards is the hardness of the sample itself, not the hardness of a receiving water.
* Detection limit exceeds standard
‡ For comparison only - no analysis exists

Station Name	QC 19.7 C
Sample ID	RESE-1002206
Sample Date	12/14/2011 1:30:00 PM
Basin	Lower Queen Creek Watershed
Sub-basin	unknown
QC Type	Original data

Surface Water Hydrochemical Data

MONTGOMERY & ASSOCIATES

Parameters and Constituents		Standards														Results				
Name	Units	AZ Agricultural Livestock Watering		AZ Aquatic and Wildlife - Ephemeral Acute		AZ Aquatic and Wildlife - Warm Water Acute		AZ Aquatic and Wildlife - Warm Water Chronic		AZ Full Body Contact		AZ Fish Consumption		AZ Partial Body Contact		Dissolved Results	Total Results	Total Recoverable Results	Field Results	Use Exceeded
		Standard	Fraction	Standard	Fraction	Standard	Fraction	Standard	Fraction	Standard	Fraction	Standard	Fraction	Standard	Fraction					
Field Parameters																				
Dissolved oxygen	mg/l	---	---	---	---	6	---	6	---	---	---	---	---	---	---	---	---	---	9.12	---
Flow Rate	gallons/minute	---	---	---	---	---	---	---	---	---	---	---	---	---	---	---	---	---	8500.0 j	---
pH (Field)	s.u.	6.5 - 9	---	6.5 - 9	---	6.5 - 9	---	6.5 - 9	---	6.5 - 9	---	---	---	6.5 - 9	---	---	---	---	8.19	---
Specific Conductance (Field)	uS/cm	---	---	---	---	---	---	---	---	---	---	---	---	---	---	---	---	---	127.2	---
Temperature (Field)	Deg C	---	---	---	---	---	---	---	---	---	---	---	---	---	---	---	---	---	9.10	---
Turbidity (Field)	NTUs	---	---	---	---	---	---	---	---	---	---	---	---	---	---	---	---	---	15.43	---
Inorganics																				
Alkalinity (as CaCO3)	mg/l	---	---	---	---	---	---	---	---	---	---	---	---	---	---	---	37.5	---	---	---
Bicarbonate (Calculated by M&A)	mg/l	---	---	---	---	---	---	---	---	---	---	---	---	---	---	---	45.8	---	---	---
Bicarbonate Alkalinity (as CaCO3)	mg/l	---	---	---	---	---	---	---	---	---	---	---	---	---	---	---	37.5	---	---	---
Bromide	mg/l	---	---	---	---	---	---	---	---	---	---	---	---	---	---	---	<0.100	---	---	---
Carbonate (Calculated by M&A)	mg/l	---	---	---	---	---	---	---	---	---	---	---	---	---	---	---	--	---	---	---
Carbonate Alkalinity (as CaCO3)	mg/l	---	---	---	---	---	---	---	---	---	---	---	---	---	---	---	<1.0	---	---	---
Chloride	mg/l	---	---	---	---	---	---	---	---	---	---	---	---	---	---	---	4.84	---	---	---
Fluoride	mg/l	---	---	---	---	---	---	---	---	140	---	---	---	140	---	---	0.130	---	---	---
Hardness (as CaCO3)	mg/l	---	---	---	---	---	---	---	---	---	---	---	---	---	---	---	---	59.2	---	---
Silica	mg/l	---	---	---	---	---	---	---	---	---	---	---	---	---	---	20.0	---	---	---	---
Sulfate	mg/l	---	---	---	---	---	---	---	---	---	---	---	---	---	---	---	20.7	---	---	---
Lab Parameters																				
Total Dissolved Solids (Laboratory)	mg/l	---	---	---	---	---	---	---	---	---	---	---	---	---	---	---	122	---	---	---
Total Suspended Solids	mg/l	---	---	---	---	---	---	---	---	---	---	---	---	---	---	---	10.0	---	---	---
Metals																				
Aluminum	mg/l	---	---	---	---	---	---	---	---	---	---	---	---	---	---	0.115	---	---	---	---
Antimony	mg/l	---	---	---	---	0.088	DIS	0.03	DIS	0.747	TRC	0.64	TRC	0.747	TRC	<0.00300	---	<0.00300	---	---
Arsenic	mg/l	0.2	TRC	0.44	DIS	0.34	DIS	0.15	DIS	0.03	TRC	0.08	TRC	0.28	TRC	<0.025	---	<0.025	---	---
Barium	mg/l	---	---	---	---	---	---	---	---	98	TRC	---	---	98	TRC	---	---	0.0179	---	---
Beryllium	mg/l	---	---	---	---	---	---	---	---	1.867	TRC	0.084	TRC	1.867	TRC	---	---	<0.00200	---	---
Boron	mg/l	---	---	---	---	---	---	---	---	186.667	TRC	---	---	186.667	TRC	---	---	<0.040	---	---
Cadmium	mg/l	0.05	---	0.013695	DIS	0.004726	DIS	0.00039	DIS	0.7	TRC	0.084	TRC	0.7	TRC	<0.000026	---	<0.002000	---	---
Calcium	mg/l	---	---	---	---	---	---	---	---	---	---	---	---	---	---	---	---	18.1	---	---
Chromium	mg/l	1	---	---	---	---	---	---	---	---	---	---	---	---	---	---	---	<0.0060	---	---
Chromium, Hexavalent‡	mg/l	---	---	0.034	DIS	0.016	DIS	0.011	DIS	2.8	TRC	0.15	TRC	2.8	TRC	---	---	<0.0060	---	---
Chromium, Trivalent‡	mg/l	---	---	1.2443	TRC	0.3709	TRC	0.0482	TRC	1400	TRC	75	TRC	1400	TRC	---	---	<0.0060	---	---
Cobalt	mg/l	---	---	---	---	---	---	---	---	---	---	---	---	---	---	<0.0060	---	---	---	---
Copper	mg/l	0.5	TRC	0.0142	DIS	0.0082	DIS	0.0057	DIS	1.3	TRC	---	---	1.3	TRC	0.0257	---	0.0320	---	AZ Aquatic and Wildlife - Ephemeral Acute AZ Aquatic and Wildlife - Warm Water Acute AZ Aquatic and Wildlife - Warm Water Chronic
Iron	mg/l	---	---	---	---	---	---	1	DIS	---	---	---	---	---	---	<0.060	---	---	---	---
Lead	mg/l	0.1	TRC	0.07668	DIS	0.036334	DIS	0.001416	DIS	0.015	TRC	---	---	0.015	TRC	0.000289 j	---	<0.003000	---	---
Magnesium	mg/l	---	---	---	---	---	---	---	---	---	---	---	---	---	---	---	---	3.43	---	---
Manganese	mg/l	---	---	---	---	---	---	---	---	130.667	---	---	---	130.667	---	0.0079	---	0.0214	---	---
Mercury	mg/l	0.01	TRC	0.005	DIS	0.0024	DIS	0.00001	DIS	0.28	TRC	---	---	0.28	TRC	---	<0.00020	---	---	AZ Aquatic and Wildlife - Warm Water Chronic*
Molybdenum	mg/l	---	---	---	---	---	---	---	---	---	---	---	---	---	---	<0.0080	---	---	---	---
Nickel	mg/l	---	---	2.66873	DIS	0.3005	DIS	0.03338	DIS	28	TRC	0.511	TRC	28	TRC	0.00121	---	<0.01000	---	---
Potassium	mg/l	---	---	---	---	---	---	---	---	---	---	---	---	---	---	---	---	1.99	---	---

Station Name	QC 19.7 C
Sample ID	RESE-1002206
Sample Date	12/14/2011 1:30:00 PM
Basin	Lower Queen Creek Watershed
Sub-basin	unknown
QC Type	Original data

Surface Water Hydrochemical Data

MONTGOMERY & ASSOCIATES

Parameters and Constituents		Standards														Results				
Name	Units	AZ Agricultural Livestock Watering		AZ Aquatic and Wildlife - Ephemeral Acute		AZ Aquatic and Wildlife - Warm Water Acute		AZ Aquatic and Wildlife - Warm Water Chronic		AZ Full Body Contact		AZ Fish Consumption		AZ Partial Body Contact		Dissolved Results	Total Results	Total Recoverable Results	Field Results	Use Exceeded
		Standard	Fraction	Standard	Fraction	Standard	Fraction	Standard	Fraction	Standard	Fraction	Standard	Fraction	Standard	Fraction					
Metals																				
Selenium	mg/l	0.05	TRC	0.033	TRC	---	---	0.002	TRC	4.667	TRC	0.667	TRC	4.667	TRC	---	---	<0.00070	---	---
Silver	mg/l	---	---	0.001306	DIS	0.001306	DIS	---	---	4.667	TRC	8	TRC	4.667	TRC	<0.000100	---	<0.005000	---	---
Sodium	mg/l	---	---	---	---	---	---	---	---	---	---	---	---	---	---	---	---	5.93	---	---
Thallium	mg/l	---	---	---	---	0.7	DIS	0.15	DIS	0.075	TRC	0.001	TRC	0.075	TRC	<0.00100	---	<0.00100	---	AZ Fish Consumption*
Zinc	mg/l	25	TRC	0.7132	DIS	0.0752	DIS	0.0752	DIS	280	TRC	5.106	TRC	280	TRC	<0.0100	---	<0.0100	---	---

The hardness value used for calculation of hardness-dependent standards is the hardness of the sample itself, not the hardness of a receiving water.
* Detection limit exceeds standard
‡ For comparison only - no analysis exists

Station Name	QC 19.7 C
Sample ID	RESE-1003070
Sample Date	12/17/2012 12:10:00 PM
Basin	Lower Queen Creek Watershed
Sub-basin	unknown
QC Type	Original data

Surface Water Hydrochemical Data

MONTGOMERY & ASSOCIATES

Parameters and Constituents		Standards														Results				
Name	Units	AZ Agricultural Livestock Watering		AZ Aquatic and Wildlife - Ephemeral Acute		AZ Aquatic and Wildlife - Warm Water Acute		AZ Aquatic and Wildlife - Warm Water Chronic		AZ Full Body Contact		AZ Fish Consumption		AZ Partial Body Contact		Dissolved Results	Total Results	Total Recoverable Results	Field Results	Use Exceeded
		Standard	Fraction	Standard	Fraction	Standard	Fraction	Standard	Fraction	Standard	Fraction	Standard	Fraction	Standard	Fraction					
Field Parameters																				
Dissolved oxygen	mg/l	---	---	---	---	6	---	6	---	---	---	---	---	---	---	---	---	---	8.26	---
Flow Rate	gallons/minute	---	---	---	---	---	---	---	---	---	---	---	---	---	---	---	---	---	3500.0 j	---
pH (Field)	s.u.	6.5 - 9	---	6.5 - 9	---	6.5 - 9	---	6.5 - 9	---	6.5 - 9	---	---	---	6.5 - 9	---	---	---	---	7.98	---
Specific Conductance (Field)	uS/cm	---	---	---	---	---	---	---	---	---	---	---	---	---	---	---	---	---	240.0	---
Temperature (Field)	Deg C	---	---	---	---	---	---	---	---	---	---	---	---	---	---	---	---	---	10.68	---
Inorganics																				
Alkalinity (as CaCO3)	mg/l	---	---	---	---	---	---	---	---	---	---	---	---	---	---	---	89.0	---	---	---
Bicarbonate (Calculated by M&A)	mg/l	---	---	---	---	---	---	---	---	---	---	---	---	---	---	---	108.6	---	---	---
Bicarbonate Alkalinity (as CaCO3)	mg/l	---	---	---	---	---	---	---	---	---	---	---	---	---	---	---	89.0	---	---	---
Bromide	mg/l	---	---	---	---	---	---	---	---	---	---	---	---	---	---	---	<0.100	---	---	---
Carbonate (Calculated by M&A)	mg/l	---	---	---	---	---	---	---	---	---	---	---	---	---	---	---	--	---	---	---
Carbonate Alkalinity (as CaCO3)	mg/l	---	---	---	---	---	---	---	---	---	---	---	---	---	---	---	<1.0	---	---	---
Chloride	mg/l	---	---	---	---	---	---	---	---	---	---	---	---	---	---	---	8.97	---	---	---
Fluoride	mg/l	---	---	---	---	---	---	---	---	140	---	---	---	140	---	---	0.210	---	---	---
Hardness (as CaCO3)	mg/l	---	---	---	---	---	---	---	---	---	---	---	---	---	---	---	---	122.0	---	---
Silica	mg/l	---	---	---	---	---	---	---	---	---	---	---	---	---	---	21.7	---	---	---	---
Sulfate	mg/l	---	---	---	---	---	---	---	---	---	---	---	---	---	---	---	42.8	---	---	---
Lab Parameters																				
Total Dissolved Solids (Laboratory)	mg/l	---	---	---	---	---	---	---	---	---	---	---	---	---	---	---	198	---	---	---
Total Suspended Solids	mg/l	---	---	---	---	---	---	---	---	---	---	---	---	---	---	---	<5.0	---	---	---
Metals																				
Aluminum	mg/l	---	---	---	---	---	---	---	---	---	---	---	---	---	---	<0.080	---	---	---	---
Antimony	mg/l	---	---	---	---	0.088	DIS	0.03	DIS	0.747	TRC	0.64	TRC	0.747	TRC	<0.00300	---	<0.00300	---	---
Arsenic	mg/l	0.2	TRC	0.44	DIS	0.34	DIS	0.15	DIS	0.03	TRC	0.08	TRC	0.28	TRC	<0.025	---	<0.025	---	---
Barium	mg/l	---	---	---	---	---	---	---	---	98	TRC	---	---	98	TRC	---	---	0.0162	---	---
Beryllium	mg/l	---	---	---	---	---	---	---	---	1.867	TRC	0.084	TRC	1.867	TRC	---	---	<0.00200	---	---
Boron	mg/l	---	---	---	---	---	---	---	---	186.667	TRC	---	---	186.667	TRC	---	---	<0.040	---	---
Cadmium	mg/l	0.05	---	0.027668	DIS	0.009548	DIS	0.000644	DIS	0.7	TRC	0.084	TRC	0.7	TRC	0.000020 j	---	<0.002000	---	---
Calcium	mg/l	---	---	---	---	---	---	---	---	---	---	---	---	---	---	---	---	35.4	---	---
Chromium	mg/l	1	---	---	---	---	---	---	---	---	---	---	---	---	---	---	---	<0.0060	---	---
Chromium, Hexavalent‡	mg/l	---	---	0.034	DIS	0.016	DIS	0.011	DIS	2.8	TRC	0.15	TRC	2.8	TRC	---	---	<0.0060	---	---
Chromium, Trivalent‡	mg/l	---	---	2.2498	TRC	0.6705	TRC	0.0872	TRC	1400	TRC	75	TRC	1400	TRC	---	---	<0.0060	---	---
Cobalt	mg/l	---	---	---	---	---	---	---	---	---	---	---	---	---	---	<0.0060	---	---	---	---
Copper	mg/l	0.5	TRC	0.0281	DIS	0.0162	DIS	0.0106	DIS	1.3	TRC	---	---	1.3	TRC	0.0201	---	0.0240	---	AZ Aquatic and Wildlife - Warm Water Acute AZ Aquatic and Wildlife - Warm Water Chronic
Iron	mg/l	---	---	---	---	---	---	1	DIS	---	---	---	---	---	---	<0.060	---	---	---	---
Lead	mg/l	0.1	TRC	0.169126	DIS	0.080138	DIS	0.003123	DIS	0.015	TRC	---	---	0.015	TRC	0.000367 j	---	<0.003000	---	---
Magnesium	mg/l	---	---	---	---	---	---	---	---	---	---	---	---	---	---	---	---	8.06	---	---
Manganese	mg/l	---	---	---	---	---	---	---	---	130.667	---	---	---	130.667	---	<0.0040	---	0.0056	---	---
Mercury	mg/l	0.01	TRC	0.005	DIS	0.0024	DIS	0.00001	DIS	0.28	TRC	---	---	0.28	TRC	---	<0.00020	---	---	AZ Aquatic and Wildlife - Warm Water Chronic*
Molybdenum	mg/l	---	---	---	---	---	---	---	---	---	---	---	---	---	---	<0.0080	---	---	---	---
Nickel	mg/l	---	---	4.92018	DIS	0.55402	DIS	0.06153	DIS	28	TRC	0.511	TRC	28	TRC	0.00148	---	<0.01000	---	---
Potassium	mg/l	---	---	---	---	---	---	---	---	---	---	---	---	---	---	---	---	2.96	---	---
Selenium	mg/l	0.05	TRC	0.033	TRC	---	---	0.002	TRC	4.667	TRC	0.667	TRC	4.667	TRC	---	---	0.00099 jd	---	---
Silver	mg/l	---	---	0.004529	DIS	0.004529	DIS	---	---	4.667	TRC	8	TRC	4.667	TRC	<0.000100	---	<0.005000	---	---

Surface Water Hydrochemical Data

Station Name	QC 19.7 C
Sample ID	RESE-1003070
Sample Date	12/17/2012 12:10:00 PM
Basin	Lower Queen Creek Watershed
Sub-basin	unknown
QC Type	Original data

Parameters and Constituents		Standards														Results				
Name	Units	AZ Agricultural Livestock Watering		AZ Aquatic and Wildlife - Ephemeral Acute		AZ Aquatic and Wildlife - Warm Water Acute		AZ Aquatic and Wildlife - Warm Water Chronic		AZ Full Body Contact		AZ Fish Consumption		AZ Partial Body Contact		Dissolved Results	Total Results	Total Recoverable Results	Field Results	Use Exceeded
		Standard	Fraction	Standard	Fraction	Standard	Fraction	Standard	Fraction	Standard	Fraction	Standard	Fraction	Standard	Fraction					
Metals																				
Sodium	mg/l	---	---	---	---	---	---	---	---	---	---	---	---	---	---	---	---	12.30	---	---
Thallium	mg/l	---	---	---	---	0.7	DIS	0.15	DIS	0.075	TRC	0.001	TRC	0.075	TRC	<0.00100	---	<0.00100	---	AZ Fish Consumption*
Zinc	mg/l	25	TRC	1.3161	DIS	0.1387	DIS	0.1387	DIS	280	TRC	5.106	TRC	280	TRC	<0.0100	---	<0.0100	---	---

The hardness value used for calculation of hardness-dependent standards is the hardness of the sample itself, not the hardness of a receiving water.
* Detection limit exceeds standard
‡ For comparison only - no analysis exists

Station Name	QC 19.7 C
Sample ID	RESE-1003076
Sample Date	1/29/2013 1:45:00 PM
Basin	Lower Queen Creek Watershed
Sub-basin	unknown
QC Type	Original data

Surface Water Hydrochemical Data

MONTGOMERY & ASSOCIATES

Parameters and Constituents		Standards														Results				
Name	Units	AZ Agricultural Livestock Watering		AZ Aquatic and Wildlife - Ephemeral Acute		AZ Aquatic and Wildlife - Warm Water Acute		AZ Aquatic and Wildlife - Warm Water Chronic		AZ Full Body Contact		AZ Fish Consumption		AZ Partial Body Contact		Dissolved Results	Total Results	Total Recoverable Results	Field Results	Use Exceeded
		Standard	Fraction	Standard	Fraction	Standard	Fraction	Standard	Fraction	Standard	Fraction	Standard	Fraction	Standard	Fraction					
Field Parameters																				
Dissolved oxygen	mg/l	---	---	---	---	6	---	6	---	---	---	---	---	---	---	---	---	---	750.00	---
Flow Rate	gallons/minute	---	---	---	---	---	---	---	---	---	---	---	---	---	---	---	---	---	224.0	---
pH (Field)	s.u.	6.5 - 9	---	6.5 - 9	---	6.5 - 9	---	6.5 - 9	---	6.5 - 9	---	---	---	6.5 - 9	---	---	---	---	8.19	---
Specific Conductance (Field)	uS/cm	---	---	---	---	---	---	---	---	---	---	---	---	---	---	---	---	---	125.2	---
Temperature (Field)	Deg C	---	---	---	---	---	---	---	---	---	---	---	---	---	---	---	---	---	9.50	---
Inorganics																				
Alkalinity (as CaCO3)	mg/l	---	---	---	---	---	---	---	---	---	---	---	---	---	---	---	51.5	---	---	---
Bicarbonate (Calculated by M&A)	mg/l	---	---	---	---	---	---	---	---	---	---	---	---	---	---	---	62.8	---	---	---
Bicarbonate Alkalinity (as CaCO3)	mg/l	---	---	---	---	---	---	---	---	---	---	---	---	---	---	---	51.5	---	---	---
Bromide	mg/l	---	---	---	---	---	---	---	---	---	---	---	---	---	---	---	<0.100	---	---	---
Carbonate (Calculated by M&A)	mg/l	---	---	---	---	---	---	---	---	---	---	---	---	---	---	---	--	---	---	---
Carbonate Alkalinity (as CaCO3)	mg/l	---	---	---	---	---	---	---	---	---	---	---	---	---	---	---	<1.0	---	---	---
Chloride	mg/l	---	---	---	---	---	---	---	---	---	---	---	---	---	---	---	5.84	---	---	---
Fluoride	mg/l	---	---	---	---	---	---	---	---	140	---	---	---	140	---	---	0.120	---	---	---
Hardness (as CaCO3)	mg/l	---	---	---	---	---	---	---	---	---	---	---	---	---	---	---	---	74.7	---	---
Silica	mg/l	---	---	---	---	---	---	---	---	---	---	---	---	---	---	23.3	---	---	---	---
Sulfate	mg/l	---	---	---	---	---	---	---	---	---	---	---	---	---	---	---	21.7	---	---	---
Lab Parameters																				
Total Dissolved Solids (Laboratory)	mg/l	---	---	---	---	---	---	---	---	---	---	---	---	---	---	---	150	---	---	---
Total Suspended Solids	mg/l	---	---	---	---	---	---	---	---	---	---	---	---	---	---	---	<5.0	---	---	---
Metals																				
Aluminum	mg/l	---	---	---	---	---	---	---	---	---	---	---	---	---	---	<0.080	---	---	---	---
Antimony	mg/l	---	---	---	---	0.088	DIS	0.03	DIS	0.747	TRC	0.64	TRC	0.747	TRC	<0.00300	---	<0.00300	---	---
Arsenic	mg/l	0.2	TRC	0.44	DIS	0.34	DIS	0.15	DIS	0.03	TRC	0.08	TRC	0.28	TRC	<0.025	---	<0.025	---	---
Barium	mg/l	---	---	---	---	---	---	---	---	98	TRC	---	---	98	TRC	---	---	0.0192	---	---
Beryllium	mg/l	---	---	---	---	---	---	---	---	1.867	TRC	0.084	TRC	1.867	TRC	---	---	<0.00200	---	---
Boron	mg/l	---	---	---	---	---	---	---	---	186.667	TRC	---	---	186.667	TRC	---	---	<0.040	---	---
Cadmium	mg/l	0.05	---	0.017172	DIS	0.005926	DIS	0.000458	DIS	0.7	TRC	0.084	TRC	0.7	TRC	0.000090 j	---	<0.002000	---	---
Calcium	mg/l	---	---	---	---	---	---	---	---	---	---	---	---	---	---	---	---	22.6	---	---
Chromium	mg/l	1	---	---	---	---	---	---	---	---	---	---	---	---	---	---	---	<0.0060	---	---
Chromium, Hexavalent‡	mg/l	---	---	0.034	DIS	0.016	DIS	0.011	DIS	2.8	TRC	0.15	TRC	2.8	TRC	---	---	<0.0060	---	---
Chromium, Trivalent‡	mg/l	---	---	1.5054	TRC	0.4487	TRC	0.0584	TRC	1400	TRC	75	TRC	1400	TRC	---	---	<0.0060	---	---
Cobalt	mg/l	---	---	---	---	---	---	---	---	---	---	---	---	---	---	<0.0060	---	---	---	---
Copper	mg/l	0.5	TRC	0.0177	DIS	0.0102	DIS	0.007	DIS	1.3	TRC	---	---	1.3	TRC	0.0200	---	0.0250	---	AZ Aquatic and Wildlife - Ephemeral Acute AZ Aquatic and Wildlife - Warm Water Acute AZ Aquatic and Wildlife - Warm Water Chronic
Iron	mg/l	---	---	---	---	---	---	1	DIS	---	---	---	---	---	---	<0.060	---	---	---	---
Lead	mg/l	0.1	TRC	0.099072	DIS	0.046943	DIS	0.001829	DIS	0.015	TRC	---	---	0.015	TRC	0.000321 j	---	<0.003000	---	---
Magnesium	mg/l	---	---	---	---	---	---	---	---	---	---	---	---	---	---	---	---	4.44	---	---
Manganese	mg/l	---	---	---	---	---	---	---	---	130.667	---	---	---	130.667	---	0.0047	---	0.0108	---	---
Mercury	mg/l	0.01	TRC	0.005	DIS	0.0024	DIS	0.00001	DIS	0.28	TRC	---	---	0.28	TRC	---	<0.00020	---	---	AZ Aquatic and Wildlife - Warm Water Chronic*
Molybdenum	mg/l	---	---	---	---	---	---	---	---	---	---	---	---	---	---	<0.0080	---	---	---	---
Nickel	mg/l	---	---	3.249	DIS	0.36584	DIS	0.04063	DIS	28	TRC	0.511	TRC	28	TRC	0.00141	---	<0.01000	---	---
Potassium	mg/l	---	---	---	---	---	---	---	---	---	---	---	---	---	---	---	---	1.91	---	---
Selenium	mg/l	0.05	TRC	0.033	TRC	---	---	0.002	TRC	4.667	TRC	0.667	TRC	4.667	TRC	---	---	0.00034 jd	---	---

Surface Water Hydrochemical Data

Station Name	QC 19.7 C
Sample ID	RESE-1003076
Sample Date	1/29/2013 1:45:00 PM
Basin	Lower Queen Creek Watershed
Sub-basin	unknown
QC Type	Original data

Parameters and Constituents		Standards														Results				
Name	Units	AZ Agricultural Livestock Watering		AZ Aquatic and Wildlife - Ephemeral Acute		AZ Aquatic and Wildlife - Warm Water Acute		AZ Aquatic and Wildlife - Warm Water Chronic		AZ Full Body Contact		AZ Fish Consumption		AZ Partial Body Contact		Dissolved Results	Total Results	Total Recoverable Results	Field Results	Use Exceeded
		Standard	Fraction	Standard	Fraction	Standard	Fraction	Standard	Fraction	Standard	Fraction	Standard	Fraction	Standard	Fraction					
Metals																				
Silver	mg/l	---	---	0.001948	DIS	0.001948	DIS	---	---	4.667	TRC	8	TRC	4.667	TRC	<0.000100	---	<0.005000	---	---
Sodium	mg/l	---	---	---	---	---	---	---	---	---	---	---	---	---	---	---	---	8.20	---	---
Thallium	mg/l	---	---	---	---	0.7	DIS	0.15	DIS	0.075	TRC	0.001	TRC	0.075	TRC	<0.00100	---	<0.00100	---	AZ Fish Consumption*
Zinc	mg/l	25	TRC	0.8685	DIS	0.0915	DIS	0.0915	DIS	280	TRC	5.106	TRC	280	TRC	<0.0100	---	<0.0100	---	---

The hardness value used for calculation of hardness-dependent standards is the hardness of the sample itself, not the hardness of a receiving water.
* Detection limit exceeds standard
‡ For comparison only - no analysis exists

Station Name	QC 19.7 C
Sample ID	RESE-1003077
Sample Date	1/29/2013 2:10:00 PM
Basin	Lower Queen Creek Watershed
Sub-basin	unknown
QC Type	Field duplicates

Surface Water Hydrochemical Data

MONTGOMERY & ASSOCIATES

Parameters and Constituents		Standards														Results				
Name	Units	AZ Agricultural Livestock Watering		AZ Aquatic and Wildlife - Ephemeral Acute		AZ Aquatic and Wildlife - Warm Water Acute		AZ Aquatic and Wildlife - Warm Water Chronic		AZ Full Body Contact		AZ Fish Consumption		AZ Partial Body Contact		Dissolved Results	Total Results	Total Recoverable Results	Field Results	Use Exceeded
		Standard	Fraction	Standard	Fraction	Standard	Fraction	Standard	Fraction	Standard	Fraction	Standard	Fraction	Standard	Fraction					
Field Parameters																				
Dissolved oxygen	mg/l	---	---	---	---	6	---	6	---	---	---	---	---	---	---	---	---	---	750.00	---
Flow Rate	gallons/minute	---	---	---	---	---	---	---	---	---	---	---	---	---	---	---	---	---	224.0	---
pH (Field)	s.u.	6.5 - 9	---	6.5 - 9	---	6.5 - 9	---	6.5 - 9	---	6.5 - 9	---	---	---	6.5 - 9	---	---	---	---	8.19	---
Specific Conductance (Field)	uS/cm	---	---	---	---	---	---	---	---	---	---	---	---	---	---	---	---	---	125.2	---
Temperature (Field)	Deg C	---	---	---	---	---	---	---	---	---	---	---	---	---	---	---	---	---	9.50	---
Inorganics																				
Alkalinity (as CaCO3)	mg/l	---	---	---	---	---	---	---	---	---	---	---	---	---	---	---	51.7	---	---	---
Bicarbonate (Calculated by M&A)	mg/l	---	---	---	---	---	---	---	---	---	---	---	---	---	---	---	63.1	---	---	---
Bicarbonate Alkalinity (as CaCO3)	mg/l	---	---	---	---	---	---	---	---	---	---	---	---	---	---	---	51.7	---	---	---
Bromide	mg/l	---	---	---	---	---	---	---	---	---	---	---	---	---	---	---	<0.100	---	---	---
Carbonate (Calculated by M&A)	mg/l	---	---	---	---	---	---	---	---	---	---	---	---	---	---	---	--	---	---	---
Carbonate Alkalinity (as CaCO3)	mg/l	---	---	---	---	---	---	---	---	---	---	---	---	---	---	---	<1.0	---	---	---
Chloride	mg/l	---	---	---	---	---	---	---	---	---	---	---	---	---	---	---	5.85	---	---	---
Fluoride	mg/l	---	---	---	---	---	---	---	---	140	---	---	---	140	---	---	0.110	---	---	---
Hardness (as CaCO3)	mg/l	---	---	---	---	---	---	---	---	---	---	---	---	---	---	---	---	76.6	---	---
Silica	mg/l	---	---	---	---	---	---	---	---	---	---	---	---	---	---	24.3	---	---	---	---
Sulfate	mg/l	---	---	---	---	---	---	---	---	---	---	---	---	---	---	---	21.8	---	---	---
Lab Parameters																				
Total Dissolved Solids (Laboratory)	mg/l	---	---	---	---	---	---	---	---	---	---	---	---	---	---	---	149	---	---	---
Total Suspended Solids	mg/l	---	---	---	---	---	---	---	---	---	---	---	---	---	---	---	<5.0	---	---	---
Metals																				
Aluminum	mg/l	---	---	---	---	---	---	---	---	---	---	---	---	---	---	0.116	---	---	---	---
Antimony	mg/l	---	---	---	---	0.088	DIS	0.03	DIS	0.747	TRC	0.64	TRC	0.747	TRC	<0.00300	---	<0.00300	---	---
Arsenic	mg/l	0.2	TRC	0.44	DIS	0.34	DIS	0.15	DIS	0.03	TRC	0.08	TRC	0.28	TRC	<0.025	---	<0.025	---	---
Barium	mg/l	---	---	---	---	---	---	---	---	98	TRC	---	---	98	TRC	---	---	0.0189	---	---
Beryllium	mg/l	---	---	---	---	---	---	---	---	1.867	TRC	0.084	TRC	1.867	TRC	---	---	<0.00200	---	---
Boron	mg/l	---	---	---	---	---	---	---	---	186.667	TRC	---	---	186.667	TRC	---	---	<0.040	---	---
Cadmium	mg/l	0.05	---	0.017597	DIS	0.006072	DIS	0.000466	DIS	0.7	TRC	0.084	TRC	0.7	TRC	0.000070 j	---	<0.002000	---	---
Calcium	mg/l	---	---	---	---	---	---	---	---	---	---	---	---	---	---	---	---	23.2	---	---
Chromium	mg/l	1	---	---	---	---	---	---	---	---	---	---	---	---	---	---	---	<0.0060	---	---
Chromium, Hexavalent‡	mg/l	---	---	0.034	DIS	0.016	DIS	0.011	DIS	2.8	TRC	0.15	TRC	2.8	TRC	---	---	<0.0060	---	---
Chromium, Trivalent‡	mg/l	---	---	1.5367	TRC	0.458	TRC	0.0596	TRC	1400	TRC	75	TRC	1400	TRC	---	---	<0.0060	---	---
Cobalt	mg/l	---	---	---	---	---	---	---	---	---	---	---	---	---	---	<0.0060	---	---	---	---
Copper	mg/l	0.5	TRC	0.0181	DIS	0.0105	DIS	0.0071	DIS	1.3	TRC	---	---	1.3	TRC	0.0226	---	0.0240	---	AZ Aquatic and Wildlife - Ephemeral Acute AZ Aquatic and Wildlife - Warm Water Acute AZ Aquatic and Wildlife - Warm Water Chronic
Iron	mg/l	---	---	---	---	---	---	1	DIS	---	---	---	---	---	---	0.078	---	---	---	---
Lead	mg/l	0.1	TRC	0.101841	DIS	0.048256	DIS	0.00188	DIS	0.015	TRC	---	---	0.015	TRC	0.000860 j	---	<0.003000	---	---
Magnesium	mg/l	---	---	---	---	---	---	---	---	---	---	---	---	---	---	---	---	4.53	---	---
Manganese	mg/l	---	---	---	---	---	---	---	---	130.667	---	---	---	130.667	---	0.0109	---	0.0105	---	---
Mercury	mg/l	0.01	TRC	0.005	DIS	0.0024	DIS	0.00001	DIS	0.28	TRC	---	---	0.28	TRC	---	<0.00020	---	---	AZ Aquatic and Wildlife - Warm Water Chronic*
Molybdenum	mg/l	---	---	---	---	---	---	---	---	---	---	---	---	---	---	<0.0080	---	---	---	---
Nickel	mg/l	---	---	3.31878	DIS	0.3737	DIS	0.04151	DIS	28	TRC	0.511	TRC	28	TRC	0.00125	---	<0.01000	---	---
Potassium	mg/l	---	---	---	---	---	---	---	---	---	---	---	---	---	---	---	---	1.91	---	---
Selenium	mg/l	0.05	TRC	0.033	TRC	---	---	0.002	TRC	4.667	TRC	0.667	TRC	4.667	TRC	---	---	0.00053 jd	---	---

Surface Water Hydrochemical Data

Station Name	QC 19.7 C
Sample ID	RESE-1003077
Sample Date	1/29/2013 2:10:00 PM
Basin	Lower Queen Creek Watershed
Sub-basin	unknown
QC Type	Field duplicates

Parameters and Constituents		Standards														Results				
Name	Units	AZ Agricultural Livestock Watering		AZ Aquatic and Wildlife - Ephemeral Acute		AZ Aquatic and Wildlife - Warm Water Acute		AZ Aquatic and Wildlife - Warm Water Chronic		AZ Full Body Contact		AZ Fish Consumption		AZ Partial Body Contact		Dissolved Results	Total Results	Total Recoverable Results	Field Results	Use Exceeded
		Standard	Fraction	Standard	Fraction	Standard	Fraction	Standard	Fraction	Standard	Fraction	Standard	Fraction	Standard	Fraction					
Metals																				
Silver	mg/l	---	---	0.002034	DIS	0.002034	DIS	---	---	4.667	TRC	8	TRC	4.667	TRC	<0.000100	---	<0.005000	---	---
Sodium	mg/l	---	---	---	---	---	---	---	---	---	---	---	---	---	---	---	---	8.34	---	---
Thallium	mg/l	---	---	---	---	0.7	DIS	0.15	DIS	0.075	TRC	0.001	TRC	0.075	TRC	<0.00100	---	<0.00100	---	AZ Fish Consumption*
Zinc	mg/l	25	TRC	0.8872	DIS	0.0935	DIS	0.0935	DIS	280	TRC	5.106	TRC	280	TRC	<0.0100	---	<0.0100	---	---

The hardness value used for calculation of hardness-dependent standards is the hardness of the sample itself, not the hardness of a receiving water.
* Detection limit exceeds standard
‡ For comparison only - no analysis exists

Explanation of Codes

Absent = Analyte not present	ND = Not Detected
ge = Greater than or equal to reported value	Not Applicable = Analyte not applicable
i = Insufficient sample	q = Uncertain value
j = Estimated value	r = Unusable data
j+ = Estimated value, high bias	< = Less than reported detection limit
j- = Estimated value, low bias	> = Greater than reported value
Lost = Sample lost in processing	d = Diluted. Diluted samples are indicated only when value is estimated.
n = Not measured	LD = Laboratory duplicate
na = Not available	SP = Split sample
Present = Analyte was detected	SPD = Split-Duplicate

Station Name	TC 0.5 C
Sample ID	RESE-1002252
Sample Date	6/25/2012 9:30:00 AM
Basin	Lower Queen Creek Watershed
Sub-basin	Telegraph Canyon
QC Type	Original data

Surface Water Hydrochemical Data

MONTGOMERY & ASSOCIATES

Parameters and Constituents		Standards														Results				
Name	Units	AZ Agricultural Livestock Watering		AZ Aquatic and Wildlife - Ephemeral Acute		AZ Aquatic and Wildlife - Warm Water Acute		AZ Aquatic and Wildlife - Warm Water Chronic		AZ Full Body Contact		AZ Fish Consumption		AZ Partial Body Contact		Dissolved Results	Total Results	Total Recoverable Results	Field Results	Use Exceeded
		Standard	Fraction	Standard	Fraction	Standard	Fraction	Standard	Fraction	Standard	Fraction	Standard	Fraction	Standard	Fraction					
Field Parameters																				
Dissolved oxygen	mg/l	---	---	---	---	6	---	6	---	---	---	---	---	---	---	---	---	---	1.80	AZ Aquatic and Wildlife - Warm Water Acute† AZ Aquatic and Wildlife - Warm Water Chronic†
Flow Rate	gallons/minute	---	---	---	---	---	---	---	---	---	---	---	---	---	---	---	---	---	0.0	---
pH (Field)	s.u.	6.5 - 9	---	6.5 - 9	---	6.5 - 9	---	6.5 - 9	---	6.5 - 9	---	---	---	6.5 - 9	---	---	---	---	7.72	---
Specific Conductance (Field)	uS/cm	---	---	---	---	---	---	---	---	---	---	---	---	---	---	---	---	---	231.0	---
Temperature (Field)	Deg C	---	---	---	---	---	---	---	---	---	---	---	---	---	---	---	---	---	22.93	---
Inorganics																				
Alkalinity (as CaCO3)	mg/l	---	---	---	---	---	---	---	---	---	---	---	---	---	---	---	111	---	---	---
Bicarbonate (Calculated by M&A)	mg/l	---	---	---	---	---	---	---	---	---	---	---	---	---	---	---	135	---	---	---
Bicarbonate Alkalinity (as CaCO3)	mg/l	---	---	---	---	---	---	---	---	---	---	---	---	---	---	---	111	---	---	---
Bromide	mg/l	---	---	---	---	---	---	---	---	---	---	---	---	---	---	---	<0.10	---	---	---
Carbonate (Calculated by M&A)	mg/l	---	---	---	---	---	---	---	---	---	---	---	---	---	---	---	--	---	---	---
Carbonate Alkalinity (as CaCO3)	mg/l	---	---	---	---	---	---	---	---	---	---	---	---	---	---	---	<1.0	---	---	---
Chloride	mg/l	---	---	---	---	---	---	---	---	---	---	---	---	---	---	---	8.52	---	---	---
Fluoride	mg/l	---	---	---	---	---	---	---	---	140	---	---	---	140	---	---	0.27	---	---	---
Hardness (as CaCO3)	mg/l	---	---	---	---	---	---	---	---	---	---	---	---	---	---	---	---	66.4	---	---
Silica	mg/l	---	---	---	---	---	---	---	---	---	---	---	---	---	---	70.8	---	---	---	---
Sulfate	mg/l	---	---	---	---	---	---	---	---	---	---	---	---	---	---	---	4.72	---	---	---
Lab Parameters																				
Total Dissolved Solids (Laboratory)	mg/l	---	---	---	---	---	---	---	---	---	---	---	---	---	---	---	200	---	---	---
Total Suspended Solids	mg/l	---	---	---	---	---	---	---	---	---	---	---	---	---	---	---	r	---	---	---
Metals																				
Aluminum	mg/l	---	---	---	---	---	---	---	---	---	---	---	---	---	---	<0.080	---	---	---	---
Antimony	mg/l	---	---	---	---	0.088	DIS	0.03	DIS	0.747	TRC	0.64	TRC	0.747	TRC	<0.00300	---	<0.00300	---	---
Arsenic	mg/l	0.2	TRC	0.44	DIS	0.34	DIS	0.15	DIS	0.03	TRC	0.08	TRC	0.28	TRC	<0.025	---	<0.025	---	---
Barium	mg/l	---	---	---	---	---	---	---	---	98	TRC	---	---	98	TRC	---	---	0.0064	---	---
Beryllium	mg/l	---	---	---	---	---	---	---	---	1.867	TRC	0.084	TRC	1.867	TRC	---	---	<0.0020	---	---
Boron	mg/l	---	---	---	---	---	---	---	---	186.667	TRC	---	---	186.667	TRC	---	---	<0.040	---	---
Cadmium	mg/l	0.05	---	0.015313	DIS	0.005284	DIS	0.000422	DIS	0.7	TRC	0.084	TRC	0.7	TRC	<0.000014	---	<0.002000	---	---
Calcium	mg/l	---	---	---	---	---	---	---	---	---	---	---	---	---	---	---	---	18.2	---	---
Chromium	mg/l	1	---	---	---	---	---	---	---	---	---	---	---	---	---	---	---	<0.0060	---	---
Chromium, Hexavalent‡	mg/l	---	---	0.034	DIS	0.016	DIS	0.011	DIS	2.8	TRC	0.15	TRC	2.8	TRC	---	---	<0.0060	---	---
Chromium, Trivalent‡	mg/l	---	---	1.367	TRC	0.4074	TRC	0.053	TRC	1400	TRC	75	TRC	1400	TRC	---	---	<0.0060	---	---
Cobalt	mg/l	---	---	---	---	---	---	---	---	---	---	---	---	---	---	<0.0060	---	---	---	---
Copper	mg/l	0.5	TRC	0.01582	DIS	0.00914	DIS	0.00631	DIS	1.3	TRC	---	---	1.3	TRC	<0.00100	---	<0.01000	---	---
Iron	mg/l	---	---	---	---	---	---	1	DIS	---	---	---	---	---	---	0.152	---	---	---	---
Lead	mg/l	0.1	TRC	0.087033	DIS	0.041239	DIS	0.001607	DIS	0.015	TRC	---	---	0.015	TRC	0.000069 j	---	<0.003000	---	---
Magnesium	mg/l	---	---	---	---	---	---	---	---	---	---	---	---	---	---	---	---	5.10	---	---
Manganese	mg/l	---	---	---	---	---	---	---	---	130.667	---	---	---	130.667	---	0.0288	---	0.0344	---	---
Mercury	mg/l	0.01	TRC	0.005	DIS	0.0024	DIS	0.00001	DIS	0.28	TRC	---	---	0.28	TRC	---	<0.00020	---	---	AZ Aquatic and Wildlife - Warm Water Chronic*
Molybdenum	mg/l	---	---	---	---	---	---	---	---	---	---	---	---	---	---	<0.008	---	---	---	---
Nickel	mg/l	---	---	2.94086	DIS	0.33115	DIS	0.03678	DIS	28	TRC	0.511	TRC	28	TRC	<0.00100	---	<0.01000	---	---
Potassium	mg/l	---	---	---	---	---	---	---	---	---	---	---	---	---	---	---	---	5.63	---	---
Selenium	mg/l	0.05	TRC	0.033	TRC	---	---	0.002	TRC	4.667	TRC	0.667	TRC	4.667	TRC	---	---	<0.00028	---	---
Silver	mg/l	---	---	0.001591	DIS	0.001591	DIS	---	---	4.667	TRC	8	TRC	4.667	TRC	<0.000100	---	<0.005000	---	---
Sodium	mg/l	---	---	---	---	---	---	---	---	---	---	---	---	---	---	---	---	23.7	---	---

Surface Water Hydrochemical Data

Station Name	TC 0.5 C
Sample ID	RESE-1002252
Sample Date	6/25/2012 9:30:00 AM
Basin	Lower Queen Creek Watershed
Sub-basin	Telegraph Canyon
QC Type	Original data

Parameters and Constituents		Standards														Results				
Name	Units	AZ Agricultural Livestock Watering		AZ Aquatic and Wildlife - Ephemeral Acute		AZ Aquatic and Wildlife - Warm Water Acute		AZ Aquatic and Wildlife - Warm Water Chronic		AZ Full Body Contact		AZ Fish Consumption		AZ Partial Body Contact		Dissolved Results	Total Results	Total Recoverable Results	Field Results	Use Exceeded
		Standard	Fraction	Standard	Fraction	Standard	Fraction	Standard	Fraction	Standard	Fraction	Standard	Fraction	Standard	Fraction					
Metals																				
Thallium	mg/l	---	---	---	---	0.7	DIS	0.15	DIS	0.075	TRC	0.001	TRC	0.075	TRC	<0.00100	---	<0.00100	---	AZ Fish Consumption*
Zinc	mg/l	25	TRC	0.786	DIS	0.0828	DIS	0.0828	DIS	280	TRC	5.106	TRC	280	TRC	<0.0100	---	<0.0100	---	---

The hardness value used for calculation of hardness-dependent standards is the hardness of the sample itself, not the hardness of a receiving water.
* Detection limit exceeds standard
† Exceedance is considered less than regulatory limit
‡ For comparison only - no analysis exists

Station Name	TC 0.5 C
Sample ID	RESE-1002254
Sample Date	8/7/2012 9:45:00 AM
Basin	Lower Queen Creek Watershed
Sub-basin	Telegraph Canyon
QC Type	Original data

Surface Water Hydrochemical Data

MONTGOMERY & ASSOCIATES

Parameters and Constituents		Standards														Results				
Name	Units	AZ Agricultural Livestock Watering		AZ Aquatic and Wildlife - Ephemeral Acute		AZ Aquatic and Wildlife - Warm Water Acute		AZ Aquatic and Wildlife - Warm Water Chronic		AZ Full Body Contact		AZ Fish Consumption		AZ Partial Body Contact		Dissolved Results	Total Results	Total Recoverable Results	Field Results	Use Exceeded
		Standard	Fraction	Standard	Fraction	Standard	Fraction	Standard	Fraction	Standard	Fraction	Standard	Fraction	Standard	Fraction					
Field Parameters																				
Dissolved oxygen	mg/l	---	---	---	---	6	---	6	---	---	---	---	---	---	---	---	---	---	4.29	AZ Aquatic and Wildlife - Warm Water Acute† AZ Aquatic and Wildlife - Warm Water Chronic†
Flow Rate	gallons/minute	---	---	---	---	---	---	---	---	---	---	---	---	---	---	---	---	---	<0.1	---
pH (Field)	s.u.	6.5 - 9	---	6.5 - 9	---	6.5 - 9	---	6.5 - 9	---	6.5 - 9	---	---	---	6.5 - 9	---	---	---	---	7.96	---
Specific Conductance (Field)	uS/cm	---	---	---	---	---	---	---	---	---	---	---	---	---	---	---	---	---	492.7	---
Temperature (Field)	Deg C	---	---	---	---	---	---	---	---	---	---	---	---	---	---	---	---	---	24.50	---
Turbidity (Field)	NTUs	---	---	---	---	---	---	---	---	---	---	---	---	---	---	---	---	---	21.00	---
Inorganics																				
Alkalinity (as CaCO3)	mg/l	---	---	---	---	---	---	---	---	---	---	---	---	---	---	---	238	---	---	---
Bicarbonate (Calculated by M&A)	mg/l	---	---	---	---	---	---	---	---	---	---	---	---	---	---	---	290	---	---	---
Bicarbonate Alkalinity (as CaCO3)	mg/l	---	---	---	---	---	---	---	---	---	---	---	---	---	---	---	238	---	---	---
Bromide	mg/l	---	---	---	---	---	---	---	---	---	---	---	---	---	---	---	0.32	---	---	---
Carbonate (Calculated by M&A)	mg/l	---	---	---	---	---	---	---	---	---	---	---	---	---	---	---	--	---	---	---
Carbonate Alkalinity (as CaCO3)	mg/l	---	---	---	---	---	---	---	---	---	---	---	---	---	---	---	<1.0	---	---	---
Chloride	mg/l	---	---	---	---	---	---	---	---	---	---	---	---	---	---	---	20.60	---	---	---
Fluoride	mg/l	---	---	---	---	---	---	---	---	140	---	---	---	140	---	---	0.32	---	---	---
Hardness (as CaCO3)	mg/l	---	---	---	---	---	---	---	---	---	---	---	---	---	---	---	---	171.0	---	---
Silica	mg/l	---	---	---	---	---	---	---	---	---	---	---	---	---	---	93.5	---	---	---	---
Sulfate	mg/l	---	---	---	---	---	---	---	---	---	---	---	---	---	---	---	4.94	---	---	---
Lab Parameters																				
Total Dissolved Solids (Laboratory)	mg/l	---	---	---	---	---	---	---	---	---	---	---	---	---	---	---	355	---	---	---
Total Suspended Solids	mg/l	---	---	---	---	---	---	---	---	---	---	---	---	---	---	---	13.0	---	---	---
Metals																				
Aluminum	mg/l	---	---	---	---	---	---	---	---	---	---	---	---	---	---	<0.080	---	---	---	---
Antimony	mg/l	---	---	---	---	0.088	DIS	0.03	DIS	0.747	TRC	0.64	TRC	0.747	TRC	<0.00300	---	<0.00300	---	---
Arsenic	mg/l	0.2	TRC	0.44	DIS	0.34	DIS	0.15	DIS	0.03	TRC	0.08	TRC	0.28	TRC	<0.025	---	<0.025	---	---
Barium	mg/l	---	---	---	---	---	---	---	---	98	TRC	---	---	98	TRC	---	---	0.0274	---	---
Beryllium	mg/l	---	---	---	---	---	---	---	---	1.867	TRC	0.084	TRC	1.867	TRC	---	---	<0.0020	---	---
Boron	mg/l	---	---	---	---	---	---	---	---	186.667	TRC	---	---	186.667	TRC	---	---	<0.040	---	---
Cadmium	mg/l	0.05	---	0.03841	DIS	0.013254	DIS	0.000815	DIS	0.7	TRC	0.084	TRC	0.7	TRC	0.000040 j	---	<0.002000	---	---
Calcium	mg/l	---	---	---	---	---	---	---	---	---	---	---	---	---	---	---	---	48.0	---	---
Chromium	mg/l	1	---	---	---	---	---	---	---	---	---	---	---	---	---	---	---	<0.0060	---	---
Chromium, Hexavalent‡	mg/l	---	---	0.034	DIS	0.016	DIS	0.011	DIS	2.8	TRC	0.15	TRC	2.8	TRC	---	---	<0.0060	---	---
Chromium, Trivalent‡	mg/l	---	---	2.9664	TRC	0.8841	TRC	0.115	TRC	1400	TRC	75	TRC	1400	TRC	---	---	<0.0060	---	---
Cobalt	mg/l	---	---	---	---	---	---	---	---	---	---	---	---	---	---	<0.0060	---	---	---	---
Copper	mg/l	0.5	TRC	0.03856	DIS	0.02228	DIS	0.01416	DIS	1.3	TRC	---	---	1.3	TRC	0.00177	---	<0.01000	---	---
Iron	mg/l	---	---	---	---	---	---	1	DIS	---	---	---	---	---	---	0.740	---	---	---	---
Lead	mg/l	0.1	TRC	0.243161	DIS	0.115218	DIS	0.00449	DIS	0.015	TRC	---	---	0.015	TRC	0.000190 j	---	<0.003000	---	---
Magnesium	mg/l	---	---	---	---	---	---	---	---	---	---	---	---	---	---	---	---	12.30	---	---
Manganese	mg/l	---	---	---	---	---	---	---	---	130.667	---	---	---	130.667	---	0.1460	---	0.1890	---	---
Mercury	mg/l	0.01	TRC	0.005	DIS	0.0024	DIS	0.00001	DIS	0.28	TRC	---	---	0.28	TRC	---	<0.00020	---	---	AZ Aquatic and Wildlife - Warm Water Chronic*
Molybdenum	mg/l	---	---	---	---	---	---	---	---	---	---	---	---	---	---	<0.008	---	---	---	---
Nickel	mg/l	---	---	6.54689	DIS	0.73719	DIS	0.08188	DIS	28	TRC	0.511	TRC	28	TRC	0.00284	---	<0.01000	---	---
Potassium	mg/l	---	---	---	---	---	---	---	---	---	---	---	---	---	---	---	---	12.80	---	---
Selenium	mg/l	0.05	TRC	0.033	TRC	---	---	0.002	TRC	4.667	TRC	0.667	TRC	4.667	TRC	---	---	0.00553	---	AZ Aquatic and Wildlife - Warm Water Chronic
Silver	mg/l	---	---	0.008094	DIS	0.008094	DIS	---	---	4.667	TRC	8	TRC	4.667	TRC	<0.000100	---	<0.005000	---	---

Surface Water Hydrochemical Data

Station Name	TC 0.5 C
Sample ID	RESE-1002254
Sample Date	8/7/2012 9:45:00 AM
Basin	Lower Queen Creek Watershed
Sub-basin	Telegraph Canyon
QC Type	Original data

Parameters and Constituents		Standards														Results				
Name	Units	AZ Agricultural Livestock Watering		AZ Aquatic and Wildlife - Ephemeral Acute		AZ Aquatic and Wildlife - Warm Water Acute		AZ Aquatic and Wildlife - Warm Water Chronic		AZ Full Body Contact		AZ Fish Consumption		AZ Partial Body Contact		Dissolved Results	Total Results	Total Recoverable Results	Field Results	Use Exceeded
		Standard	Fraction	Standard	Fraction	Standard	Fraction	Standard	Fraction	Standard	Fraction	Standard	Fraction	Standard	Fraction					
Metals																				
Sodium	mg/l	---	---	---	---	---	---	---	---	---	---	---	---	---	---	---	---	41.3	---	---
Thallium	mg/l	---	---	---	---	0.7	DIS	0.15	DIS	0.075	TRC	0.001	TRC	0.075	TRC	<0.00100	---	<0.00100	---	AZ Fish Consumption*
Zinc	mg/l	25	TRC	1.752	DIS	0.1846	DIS	0.1846	DIS	280	TRC	5.106	TRC	280	TRC	<0.0100	---	<0.0100	---	---

The hardness value used for calculation of hardness-dependent standards is the hardness of the sample itself, not the hardness of a receiving water.
* Detection limit exceeds standard
† Exceedance is considered less than regulatory limit
‡ For comparison only - no analysis exists

Station Name	TC 0.5 C
Sample ID	RESE-1003065
Sample Date	11/13/2012 10:40:00 AM
Basin	Lower Queen Creek Watershed
Sub-basin	Telegraph Canyon
QC Type	Original data

Surface Water Hydrochemical Data

MONTGOMERY & ASSOCIATES

Parameters and Constituents		Standards														Results				
Name	Units	AZ Agricultural Livestock Watering		AZ Aquatic and Wildlife - Ephemeral Acute		AZ Aquatic and Wildlife - Warm Water Acute		AZ Aquatic and Wildlife - Warm Water Chronic		AZ Full Body Contact		AZ Fish Consumption		AZ Partial Body Contact		Dissolved Results	Total Results	Total Recoverable Results	Field Results	Use Exceeded
		Standard	Fraction	Standard	Fraction	Standard	Fraction	Standard	Fraction	Standard	Fraction	Standard	Fraction	Standard	Fraction					
Field Parameters																				
Dissolved oxygen	mg/l	---	---	---	---	6	---	6	---	---	---	---	---	---	---	---	---	---	7.85	---
Flow Rate	gallons/minute	---	---	---	---	---	---	---	---	---	---	---	---	---	---	---	---	---	5.0	---
pH (Field)	s.u.	6.5 - 9	---	6.5 - 9	---	6.5 - 9	---	6.5 - 9	---	6.5 - 9	---	---	---	6.5 - 9	---	---	---	---	7.95	---
Specific Conductance (Field)	uS/cm	---	---	---	---	---	---	---	---	---	---	---	---	---	---	---	---	---	341.3	---
Temperature (Field)	Deg C	---	---	---	---	---	---	---	---	---	---	---	---	---	---	---	---	---	11.90	---
Turbidity (Field)	NTUs	---	---	---	---	---	---	---	---	---	---	---	---	---	---	---	---	---	13.00	---
Inorganics																				
Alkalinity (as CaCO3)	mg/l	---	---	---	---	---	---	---	---	---	---	---	---	---	---	---	174	---	---	---
Bicarbonate (Calculated by M&A)	mg/l	---	---	---	---	---	---	---	---	---	---	---	---	---	---	---	212	---	---	---
Bicarbonate Alkalinity (as CaCO3)	mg/l	---	---	---	---	---	---	---	---	---	---	---	---	---	---	---	174	---	---	---
Bromide	mg/l	---	---	---	---	---	---	---	---	---	---	---	---	---	---	---	0.10	---	---	---
Carbonate (Calculated by M&A)	mg/l	---	---	---	---	---	---	---	---	---	---	---	---	---	---	---	--	---	---	---
Carbonate Alkalinity (as CaCO3)	mg/l	---	---	---	---	---	---	---	---	---	---	---	---	---	---	---	<1.0	---	---	---
Chloride	mg/l	---	---	---	---	---	---	---	---	---	---	---	---	---	---	---	14.00	---	---	---
Fluoride	mg/l	---	---	---	---	---	---	---	---	140	---	---	---	140	---	---	0.34	---	---	---
Hardness (as CaCO3)	mg/l	---	---	---	---	---	---	---	---	---	---	---	---	---	---	---	---	121.0	---	---
Silica	mg/l	---	---	---	---	---	---	---	---	---	---	---	---	---	---	70.4	---	---	---	---
Sulfate	mg/l	---	---	---	---	---	---	---	---	---	---	---	---	---	---	---	1.70	---	---	---
Lab Parameters																				
Total Dissolved Solids (Laboratory)	mg/l	---	---	---	---	---	---	---	---	---	---	---	---	---	---	---	232	---	---	---
Total Suspended Solids	mg/l	---	---	---	---	---	---	---	---	---	---	---	---	---	---	---	<5.0	---	---	---
Metals																				
Aluminum	mg/l	---	---	---	---	---	---	---	---	---	---	---	---	---	---	<0.080	---	---	---	---
Antimony	mg/l	---	---	---	---	0.088	DIS	0.03	DIS	0.747	TRC	0.64	TRC	0.747	TRC	<0.00300	---	<0.00300	---	---
Arsenic	mg/l	0.2	TRC	0.44	DIS	0.34	DIS	0.15	DIS	0.03	TRC	0.08	TRC	0.28	TRC	<0.025	---	<0.025	---	---
Barium	mg/l	---	---	---	---	---	---	---	---	98	TRC	---	---	98	TRC	---	---	0.0100	---	---
Beryllium	mg/l	---	---	---	---	---	---	---	---	1.867	TRC	0.084	TRC	1.867	TRC	---	---	<0.0020	---	---
Boron	mg/l	---	---	---	---	---	---	---	---	186.667	TRC	---	---	186.667	TRC	---	---	<0.040	---	---
Cadmium	mg/l	0.05	---	0.027448	DIS	0.009472	DIS	0.000641	DIS	0.7	TRC	0.084	TRC	0.7	TRC	<0.000014	---	<0.002000	---	---
Calcium	mg/l	---	---	---	---	---	---	---	---	---	---	---	---	---	---	---	---	32.9	---	---
Chromium	mg/l	1	---	---	---	---	---	---	---	---	---	---	---	---	---	---	---	<0.0060	---	---
Chromium, Hexavalent‡	mg/l	---	---	0.034	DIS	0.016	DIS	0.011	DIS	2.8	TRC	0.15	TRC	2.8	TRC	---	---	<0.0060	---	---
Chromium, Trivalent‡	mg/l	---	---	2.2346	TRC	0.666	TRC	0.0866	TRC	1400	TRC	75	TRC	1400	TRC	---	---	<0.0060	---	---
Cobalt	mg/l	---	---	---	---	---	---	---	---	---	---	---	---	---	---	<0.0060	---	---	---	---
Copper	mg/l	0.5	TRC	0.02784	DIS	0.01608	DIS	0.01054	DIS	1.3	TRC	---	---	1.3	TRC	<0.00100	---	<0.01000	---	---
Iron	mg/l	---	---	---	---	---	---	1	DIS	---	---	---	---	---	---	0.150	---	---	---	---
Lead	mg/l	0.1	TRC	0.167627	DIS	0.079427	DIS	0.003095	DIS	0.015	TRC	---	---	0.015	TRC	0.000095 j	---	<0.003000	---	---
Magnesium	mg/l	---	---	---	---	---	---	---	---	---	---	---	---	---	---	---	---	9.40	---	---
Manganese	mg/l	---	---	---	---	---	---	---	---	130.667	---	---	---	130.667	---	0.0346	---	0.0355	---	---
Mercury	mg/l	0.01	TRC	0.005	DIS	0.0024	DIS	0.00001	DIS	0.28	TRC	---	---	0.28	TRC	---	<0.00020	---	---	AZ Aquatic and Wildlife - Warm Water Chronic*
Molybdenum	mg/l	---	---	---	---	---	---	---	---	---	---	---	---	---	---	<0.008	---	---	---	---
Nickel	mg/l	---	---	4.88604	DIS	0.55018	DIS	0.06111	DIS	28	TRC	0.511	TRC	28	TRC	0.00251	---	<0.01000	---	---
Potassium	mg/l	---	---	---	---	---	---	---	---	---	---	---	---	---	---	---	---	5.38	---	---
Selenium	mg/l	0.05	TRC	0.033	TRC	---	---	0.002	TRC	4.667	TRC	0.667	TRC	4.667	TRC	---	---	<0.00028	---	---
Silver	mg/l	---	---	0.004465	DIS	0.004465	DIS	---	---	4.667	TRC	8	TRC	4.667	TRC	<0.000100	---	<0.005000	---	---

Station Name	TC 0.5 C
Sample ID	RESE-1003065
Sample Date	11/13/2012 10:40:00 AM
Basin	Lower Queen Creek Watershed
Sub-basin	Telegraph Canyon
QC Type	Original data

Surface Water Hydrochemical Data

MONTGOMERY & ASSOCIATES

Parameters and Constituents		Standards														Results				
Name	Units	AZ Agricultural Livestock Watering		AZ Aquatic and Wildlife - Ephemeral Acute		AZ Aquatic and Wildlife - Warm Water Acute		AZ Aquatic and Wildlife - Warm Water Chronic		AZ Full Body Contact		AZ Fish Consumption		AZ Partial Body Contact		Dissolved Results	Total Results	Total Recoverable Results	Field Results	Use Exceeded
		Standard	Fraction	Standard	Fraction	Standard	Fraction	Standard	Fraction	Standard	Fraction	Standard	Fraction	Standard	Fraction					
Metals																				
Sodium	mg/l	---	---	---	---	---	---	---	---	---	---	---	---	---	---	---	---	28.9	---	---
Thallium	mg/l	---	---	---	---	0.7	DIS	0.15	DIS	0.075	TRC	0.001	TRC	0.075	TRC	<0.00100	---	<0.00100	---	AZ Fish Consumption*
Zinc	mg/l	25	TRC	1.3069	DIS	0.1377	DIS	0.1377	DIS	280	TRC	5.106	TRC	280	TRC	<0.0100	---	<0.0100	---	---

The hardness value used for calculation of hardness-dependent standards is the hardness of the sample itself, not the hardness of a receiving water.
* Detection limit exceeds standard
‡ For comparison only - no analysis exists

Station Name	TC 0.5 C
Sample ID	RESE-1003080
Sample Date	2/5/2013 11:45:00 AM
Basin	Lower Queen Creek Watershed
Sub-basin	Telegraph Canyon
QC Type	Original data

Surface Water Hydrochemical Data

MONTGOMERY & ASSOCIATES

Parameters and Constituents		Standards														Results				
Name	Units	AZ Agricultural Livestock Watering		AZ Aquatic and Wildlife - Ephemeral Acute		AZ Aquatic and Wildlife - Warm Water Acute		AZ Aquatic and Wildlife - Warm Water Chronic		AZ Full Body Contact		AZ Fish Consumption		AZ Partial Body Contact		Dissolved Results	Total Results	Total Recoverable Results	Field Results	Use Exceeded
		Standard	Fraction	Standard	Fraction	Standard	Fraction	Standard	Fraction	Standard	Fraction	Standard	Fraction	Standard	Fraction					
Field Parameters																				
Dissolved oxygen	mg/l	---	---	---	---	6	---	6	---	---	---	---	---	---	---	---	---	---	5.25	AZ Aquatic and Wildlife - Warm Water Acute† AZ Aquatic and Wildlife - Warm Water Chronic†
Flow Rate	gallons/minute	---	---	---	---	---	---	---	---	---	---	---	---	---	---	---	---	---	35.0	---
pH (Field)	s.u.	6.5 - 9	---	6.5 - 9	---	6.5 - 9	---	6.5 - 9	---	6.5 - 9	---	---	---	6.5 - 9	---	---	---	---	7.64	---
Specific Conductance (Field)	uS/cm	---	---	---	---	---	---	---	---	---	---	---	---	---	---	---	---	---	288.0	---
Temperature (Field)	Deg C	---	---	---	---	---	---	---	---	---	---	---	---	---	---	---	---	---	10.53	---
Turbidity (Field)	NTUs	---	---	---	---	---	---	---	---	---	---	---	---	---	---	---	---	---	0.54	---
Inorganics																				
Alkalinity (as CaCO3)	mg/l	---	---	---	---	---	---	---	---	---	---	---	---	---	---	---	112	---	---	---
Bicarbonate (Calculated by M&A)	mg/l	---	---	---	---	---	---	---	---	---	---	---	---	---	---	---	137	---	---	---
Bicarbonate Alkalinity (as CaCO3)	mg/l	---	---	---	---	---	---	---	---	---	---	---	---	---	---	---	112	---	---	---
Bromide	mg/l	---	---	---	---	---	---	---	---	---	---	---	---	---	---	---	<0.10	---	---	---
Carbonate (Calculated by M&A)	mg/l	---	---	---	---	---	---	---	---	---	---	---	---	---	---	---	--	---	---	---
Carbonate Alkalinity (as CaCO3)	mg/l	---	---	---	---	---	---	---	---	---	---	---	---	---	---	---	<1.0	---	---	---
Chloride	mg/l	---	---	---	---	---	---	---	---	---	---	---	---	---	---	---	11.20	---	---	---
Fluoride	mg/l	---	---	---	---	---	---	---	---	140	---	---	---	140	---	---	0.26	---	---	---
Hardness (as CaCO3)	mg/l	---	---	---	---	---	---	---	---	---	---	---	---	---	---	---	---	89.2	---	---
Silica	mg/l	---	---	---	---	---	---	---	---	---	---	---	---	---	---	55.0	---	---	---	---
Sulfate	mg/l	---	---	---	---	---	---	---	---	---	---	---	---	---	---	---	16.10	---	---	---
Lab Parameters																				
Total Dissolved Solids (Laboratory)	mg/l	---	---	---	---	---	---	---	---	---	---	---	---	---	---	---	208	---	---	---
Total Suspended Solids	mg/l	---	---	---	---	---	---	---	---	---	---	---	---	---	---	---	<5.0	---	---	---
Metals																				
Aluminum	mg/l	---	---	---	---	---	---	---	---	---	---	---	---	---	---	<0.080	---	---	---	---
Antimony	mg/l	---	---	---	---	0.088	DIS	0.03	DIS	0.747	TRC	0.64	TRC	0.747	TRC	<0.00300	---	<0.00300	---	---
Arsenic	mg/l	0.2	TRC	0.44	DIS	0.34	DIS	0.15	DIS	0.03	TRC	0.08	TRC	0.28	TRC	<0.025	---	<0.025	---	---
Barium	mg/l	---	---	---	---	---	---	---	---	98	TRC	---	---	98	TRC	---	---	0.0073	---	---
Beryllium	mg/l	---	---	---	---	---	---	---	---	1.867	TRC	0.084	TRC	1.867	TRC	---	---	<0.0020	---	---
Boron	mg/l	---	---	---	---	---	---	---	---	186.667	TRC	---	---	186.667	TRC	---	---	<0.040	---	---
Cadmium	mg/l	0.05	---	0.020407	DIS	0.007042	DIS	0.000518	DIS	0.7	TRC	0.084	TRC	0.7	TRC	<0.000014	---	<0.002000	---	---
Calcium	mg/l	---	---	---	---	---	---	---	---	---	---	---	---	---	---	---	---	24.3	---	---
Chromium	mg/l	1	---	---	---	---	---	---	---	---	---	---	---	---	---	---	---	<0.0060	---	---
Chromium, Hexavalent‡	mg/l	---	---	0.034	DIS	0.016	DIS	0.011	DIS	2.8	TRC	0.15	TRC	2.8	TRC	---	---	<0.0060	---	---
Chromium, Trivalent‡	mg/l	---	---	1.7408	TRC	0.5189	TRC	0.0675	TRC	1400	TRC	75	TRC	1400	TRC	---	---	<0.0060	---	---
Cobalt	mg/l	---	---	---	---	---	---	---	---	---	---	---	---	---	---	<0.0060	---	---	---	---
Copper	mg/l	0.5	TRC	0.02089	DIS	0.01207	DIS	0.00812	DIS	1.3	TRC	---	---	1.3	TRC	0.00298	---	<0.01000	---	---
Iron	mg/l	---	---	---	---	---	---	1	DIS	---	---	---	---	---	---	0.077	---	---	---	---
Lead	mg/l	0.1	TRC	0.120322	DIS	0.057013	DIS	0.002222	DIS	0.015	TRC	---	---	0.015	TRC	0.000130 j	---	<0.003000	---	---
Magnesium	mg/l	---	---	---	---	---	---	---	---	---	---	---	---	---	---	---	---	6.94	---	---
Manganese	mg/l	---	---	---	---	---	---	---	---	130.667	---	---	---	130.667	---	0.0084	---	0.0139	---	---
Mercury	mg/l	0.01	TRC	0.005	DIS	0.0024	DIS	0.00001	DIS	0.28	TRC	---	---	0.28	TRC	---	<0.00020	---	---	AZ Aquatic and Wildlife - Warm Water Chronic*
Molybdenum	mg/l	---	---	---	---	---	---	---	---	---	---	---	---	---	---	<0.008	---	---	---	---
Nickel	mg/l	---	---	3.7751	DIS	0.42508	DIS	0.04721	DIS	28	TRC	0.511	TRC	28	TRC	0.00166	---	<0.01000	---	---
Potassium	mg/l	---	---	---	---	---	---	---	---	---	---	---	---	---	---	---	---	3.87	---	---
Selenium	mg/l	0.05	TRC	0.033	TRC	---	---	0.002	TRC	4.667	TRC	0.667	TRC	4.667	TRC	---	---	<0.00028	---	---
Silver	mg/l	---	---	0.002643	DIS	0.002643	DIS	---	---	4.667	TRC	8	TRC	4.667	TRC	<0.000100	---	<0.005000	---	---

Surface Water Hydrochemical Data

Station Name	TC 0.5 C
Sample ID	RESE-1003080
Sample Date	2/5/2013 11:45:00 AM
Basin	Lower Queen Creek Watershed
Sub-basin	Telegraph Canyon
QC Type	Original data

Parameters and Constituents		Standards														Results				
Name	Units	AZ Agricultural Livestock Watering		AZ Aquatic and Wildlife - Ephemeral Acute		AZ Aquatic and Wildlife - Warm Water Acute		AZ Aquatic and Wildlife - Warm Water Chronic		AZ Full Body Contact		AZ Fish Consumption		AZ Partial Body Contact		Dissolved Results	Total Results	Total Recoverable Results	Field Results	Use Exceeded
		Standard	Fraction	Standard	Fraction	Standard	Fraction	Standard	Fraction	Standard	Fraction	Standard	Fraction	Standard	Fraction					
Metals																				
Sodium	mg/l	---	---	---	---	---	---	---	---	---	---	---	---	---	---	---	---	17.7	---	---
Thallium	mg/l	---	---	---	---	0.7	DIS	0.15	DIS	0.075	TRC	0.001	TRC	0.075	TRC	<0.00100	---	<0.00100	---	AZ Fish Consumption*
Zinc	mg/l	25	TRC	1.0094	DIS	0.1064	DIS	0.1064	DIS	280	TRC	5.106	TRC	280	TRC	<0.0100	---	<0.0100	---	---

The hardness value used for calculation of hardness-dependent standards is the hardness of the sample itself, not the hardness of a receiving water.
* Detection limit exceeds standard
† Exceedance is considered less than regulatory limit
‡ For comparison only - no analysis exists

Station Name	TC 0.5 C
Sample ID	RESE-1003080
Sample Date	2/5/2013 11:45:00 AM
Basin	Lower Queen Creek Watershed
Sub-basin	Telegraph Canyon
QC Type	Laboratory duplicates

Surface Water Hydrochemical Data

MONTGOMERY & ASSOCIATES

Parameters and Constituents		Standards														Results				
Name	Units	AZ Agricultural Livestock Watering		AZ Aquatic and Wildlife - Ephemeral Acute		AZ Aquatic and Wildlife - Warm Water Acute		AZ Aquatic and Wildlife - Warm Water Chronic		AZ Full Body Contact		AZ Fish Consumption		AZ Partial Body Contact		Dissolved Results	Total Results	Total Recoverable Results	Field Results	Use Exceeded
		Standard	Fraction	Standard	Fraction	Standard	Fraction	Standard	Fraction	Standard	Fraction	Standard	Fraction	Standard	Fraction					
Inorganics																				
Sulfate	mg/l	---	---	---	---	---	---	---	---	---	---	---	---	---	---	---	16.30	---	---	---

The hardness value used for calculation of hardness-dependent standards is the hardness of the sample itself, not the hardness of a receiving water.

Station Name	TC 0.5 C
Sample ID	RESE-1003080
Sample Date	2/5/2013 11:45:00 AM
Basin	Lower Queen Creek Watershed
Sub-basin	Telegraph Canyon
QC Type	Laboratory duplicates

Surface Water Hydrochemical Data

MONTGOMERY & ASSOCIATES

Parameters and Constituents		Standards														Results				
Name	Units	AZ Agricultural Livestock Watering		AZ Aquatic and Wildlife - Ephemeral Acute		AZ Aquatic and Wildlife - Warm Water Acute		AZ Aquatic and Wildlife - Warm Water Chronic		AZ Full Body Contact		AZ Fish Consumption		AZ Partial Body Contact		Dissolved Results	Total Results	Total Recoverable Results	Field Results	Use Exceeded
		Standard	Fraction	Standard	Fraction	Standard	Fraction	Standard	Fraction	Standard	Fraction	Standard	Fraction	Standard	Fraction					
Inorganics																				
Sulfate	mg/l	---	---	---	---	---	---	---	---	---	---	---	---	---	---	---	16.30	---	---	---

The hardness value used for calculation of hardness-dependent standards is the hardness of the sample itself, not the hardness of a receiving water.

Explanation of Codes

Absent = Analyte not present	ND = Not Detected
ge = Greater than or equal to reported value	Not Applicable = Analyte not applicable
i = Insufficient sample	q = Uncertain value
j = Estimated value	r = Unusable data
j+ = Estimated value, high bias	< = Less than reported detection limit
j- = Estimated value, low bias	> = Greater than reported value
Lost = Sample lost in processing	d = Diluted. Diluted samples are indicated only when value is estimated.
n = Not measured	LD = Laboratory duplicate
na = Not available	SP = Split sample
Present = Analyte was detected	SPD = Split-Duplicate